

**2005 年報**  
**Annual Report 2005**



目錄	頁數	CONTENTS	PAGE
董事會報告	1	Report of the Directors	5
公司治理	9	Corporate Governance	17
審計師報告	28	Report of the Auditors	29
綜合損益賬	30	Consolidated Profit and Loss Account	30
綜合資產負債表	31	Consolidated Balance Sheet	31
資產負債表	33	Balance sheet	33
綜合權益變動結算表	35	Consolidated Statement of Changes in Equity	35
權益變動結算表	36	Statement of Changes in Equity	36
綜合現金流量表	37	Consolidated Cash Flow Statement	37
賬目附註		Notes to the Accounts	
1. 主要業務	38	1. Principal activities	38
2. 重大會計政策摘要	38	2. Summary of significant accounting policies	38
3. 應用會計政策時之重大會計估計及判斷	79	3. Critical accounting estimates and judgements in applying accounting policies	79
4. 採納新香港會計準則之影響	82	4. Effect of adopting new HKASs	82
5. 金融風險管理	91	5. Financial risk management	91
6. 淨利息收入	116	6. Net interest income	116
7. 淨服務費及佣金收入	117	7. Net fees and commission income	117
8. 淨交易性收入	118	8. Net trading income	118
9. 其他經營收入	118	9. Other operating income	118
10. 經營支出	119	10. Operating expenses	119
11. 貸款減值準備撥回	120	11. Reversal of loan impairment allowances on advances	120
12. 呆壞賬撥回	120	12. Write-back of bad and doubtful debts	120
13. 出售 / 重估固定資產之淨收益	121	13. Net gain from disposal of/revaluation of fixed assets	121
14. 出售 / 公平值調整投資物業之淨收益	121	14. Net gain from disposal of/fair value adjustments on investment properties	121
15. 稅項	122	15. Taxation	122
16. 本銀行股東應佔溢利	124	16. Profit attributable to equity holders of the Bank	124
17. 股息	124	17. Dividends	124
18. 退休福利成本	125	18. Retirement benefit costs	125
19. 認股權計劃	126	19. Share option schemes	126
20. 董事及高級管理人員酬金	129	20. Directors' and senior management's emoluments	129
21. 庫存現金及短期資金	133	21. Cash and short-term funds	133
22. 交易性證券及公平值變化計入損益的其他金融資產	134	22. Trading securities and other financial instruments at fair value through profit or loss	134
23. 衍生金融工具	136	23. Derivative financial instruments	136
24. 持有之存款證	142	24. Certificates of deposit held	142
25. 貸款及其他賬項	143	25. Advances and other accounts	143
26. 貸款減值準備	145	26. Loan impairment allowances	145
27. 呆壞賬準備	146	27. Provision for bad and doubtful debts	146
28. 可供出售證券	147	28. Available-for-sale securities	147
29. 持有至到期日證券	149	29. Held-to-maturity securities	149
30. 貸款及應收款	151	30. Loans and receivables	151
31. 投資證券	152	31. Investment securities	152
32. 其他證券投資	153	32. Other investments in securities	153
33. 附屬公司權益	154	33. Interests in subsidiaries	154
34. 聯營公司權益	156	34. Interests in associates	156
35. 固定資產	158	35. Fixed assets	158
36. 投資物業	163	36. Investment properties	163
37. 其他資產	164	37. Other assets	164
38. 香港特別行政區流通紙幣	164	38. Hong Kong SAR currency notes in circulation	164

目錄	頁數	CONTENTS	PAGE
39. 交易性負債及公平值變化計入損益的其他 金融工具	165	39. Trading liabilities and other financial instruments at fair value through profit or loss	165
40. 客戶存款	166	40. Deposits from customers	166
41. 已抵押資產	166	41. Assets pledged as security	166
42. 遞延稅項	167	42. Deferred taxation	167
43. 其他賬項及準備	171	43. Other accounts and provisions	171
44. 股本	172	44. Share capital	172
45. 儲備	172	45. Reserves	172
46. 綜合現金流量表附註	173	46. Notes to consolidated cash flow statement	173
47. 或然負債及承擔	175	47. Contingent liabilities and commitments	175
48. 資本承擔	176	48. Capital commitments	176
49. 經營租賃承擔	177	49. Operating lease commitments	177
50. 訴訟	178	50. Litigation	178
51. 分類報告	179	51. Segmental reporting	179
52. 董事及高級職員貸款	187	52. Loans to directors and officers	187
53. 主要之有關連人士交易	188	53. Significant related party transactions	188
54. 最終控股公司	207	54. Ultimate holding company	207
55. 比較數字	207	55. Comparative amounts	207
56. 賬目核准	207	56. Approval of accounts	207
<b>未經審核之補充財務資料</b>		<b>Unaudited Supplementary Financial Information</b>	
1. 資本充足比率	208	1. Capital adequacy ratio	208
2. 扣減後的資本基礎成份	209	2. Components of capital base after deductions	209
3. 流動資金比率	210	3. Liquidity ratio	210
4. 貨幣風險	211	4. Currency concentrations	211
5. 分類資料	212	5. Segmental information	212
6. 跨國債權	214	6. Cross-border claims	214
7. 逾期及經重組資產	216	7. Overdue and rescheduled assets	216
8. 收回資產	218	8. Repossessed assets held	218
9. 風險管理	219	9. Risk Management	219
<b>釋義</b>	227	<b>Definitions</b>	229

## 董事會報告

董事會同仁謹此提呈本銀行及其附屬公司截至 2005 年 12 月 31 日止之董事會報告及經審核之綜合賬目。

### 主要業務

本銀行為根據《香港銀行業條例》所規定獲發牌之認可機構。本集團之主要業務為提供銀行及相關之金融服務。本集團於本年度按業務分類的經營狀況分析詳情載於賬目附註 51。

### 業績及分配

本集團在本年度之業績載於第 30 頁之綜合損益賬。

於 2005 年 5 月 26 日，董事會宣佈派發第一次中期股息，每股普通股 0.055 港元，總金額約為港幣 23.67 億元，並已於 2005 年 9 月 6 日支付。

於 2005 年 12 月 1 日，董事會宣佈派發第二次中期股息，每股普通股 0.137 港元，總金額約為港幣 58.97 億元，並已於 2006 年 2 月 28 日支付。

董事會建議不派發截至 2005 年 12 月 31 日止年度的末期股息。

### 儲備

本集團及本銀行之儲備變動詳情分別載於第 35 頁之綜合權益變動結算表及第 36 頁之權益變動結算表。

### 捐款

本集團於年內之慈善及其他捐款總額約為港幣 6 百萬元。

### 固定資產

本集團及本銀行之固定資產變動詳情載於賬目附註 35。

## 董事會報告 (續)

### 董事

於年內及截至本報告書日期止，本銀行的董事名單如下：

董事長	肖鋼 #
副董事長	孫昌基 # 和廣北
董事	華慶山 # 李早航 # 周載群 # 張燕玲 # 馮國經 * 高銘勝 * 單偉建 * 董建成 * 童偉鶴 * 楊曹文梅 *

# 非執行董事

\* 獨立非執行董事

本銀行的公司組織章程細則並無有關董事輪值告退之條款，因此所有董事將繼續留任。

### 董事於重大合約之權益

於本年內，本銀行、其控股公司、附屬公司或各同系附屬公司概無就本集團業務訂立任何重大、而任何董事直接或間接擁有重大權益的合約。

## 董事會報告 (續)

### 董事認購股份之權益

於 2002 年 7 月 5 日，本銀行間接控股公司中銀 (BVI) 根據上市前認股權計劃向下列董事授予認股權，彼等可據此向中銀 (BVI) 購入本銀行直接控股公司中銀香港 (控股) 現有已發行股份，行使價為每股 8.50 港元。該等認股權自 2002 年 7 月 25 日起的 4 年內歸屬，有效行使期為 10 年。該等認股權的 25% 股份數目將於每年年底歸屬。

以下列出截至 2005 年 12 月 31 日根據上市前認股權計劃向董事授予的尚未行使認股權的詳情：

	授出日期	每股 行使價 (港幣)	行使期限	認股權數量					於 2005 年 12 月 31 日
				於 2002 年 7 月 5 日授出之認股權	於 2005 年 1 月 1 日	年內已行使 之認股權	年內已放棄 之認股權	年內已作廢 之認股權	
孫昌基	2002 年 7 月 5 日	8.50	2003 年 7 月 25 日至 2012 年 7 月 4 日	1,590,600	1,590,600	-	-	-	1,590,600
和廣北	2002 年 7 月 5 日	8.50	2003 年 7 月 25 日至 2012 年 7 月 4 日	1,446,000	1,084,500	-	-	-	1,084,500
華慶山	2002 年 7 月 5 日	8.50	2003 年 7 月 25 日至 2012 年 7 月 4 日	1,446,000	1,446,000	-	-	-	1,446,000
李早航	2002 年 7 月 5 日	8.50	2003 年 7 月 25 日至 2012 年 7 月 4 日	1,446,000	1,446,000	-	-	-	1,446,000
周載群	2002 年 7 月 5 日	8.50	2003 年 7 月 25 日至 2012 年 7 月 4 日	1,446,000	1,446,000	-	-	-	1,446,000
張燕玲	2002 年 7 月 5 日	8.50	2003 年 7 月 25 日至 2012 年 7 月 4 日	1,446,000	1,446,000	-	-	-	1,446,000
共：				8,820,600	8,459,100	-	-	-	8,459,100

除上文披露外，於本年度任何時間內，本銀行、其控股公司、附屬公司或各同系附屬公司概無訂立任何安排，使董事可藉購買本銀行或任何其他法人團體之股份或債券而獲益。

### 管理合約

中銀香港 (控股) 與本銀行已簽訂服務協議，中銀香港 (控股) 據此向本銀行提供管理及投資者關係服務，並以此收取服務費。任何一方可向另一方發出不少於 3 個月之通知以終止該協議。

## 董事會報告 (續)


符合《本地註冊認可機構披露財務資料》指引

截至 2005 年 12 月 31 日止的賬目完全符合金管局頒佈之監管政策手冊《本地註冊認可機構披露財務資料》指引內所載的規定。

### 審計師

本年度之賬目乃由羅兵咸永道會計師事務所審計。在即將舉行的股東週年大會上，將提呈重新委任羅兵咸永道會計師事務所作為審計師之決議。

承董事會命



董事長

肖鋼

香港，2006 年 3 月 23 日

---

## Report of the Directors

The Directors are pleased to present their report together with the audited consolidated accounts of the Bank and its subsidiaries for the year ended 31 December 2005.

### Principal Activities

The Bank is a licensed bank authorised under the Hong Kong Banking Ordinance. The principal activities of the Group are the provision of banking and related financial services. An analysis of the Group's performance for the year by business segments is set out in Note 51 to the accounts.

### Results and Appropriations

The results of the Group for the year are set out in the consolidated profit and loss account on page 30.

On 26 May 2005, the directors declared a first interim dividend of HK\$0.055 per ordinary share, totalling approximately HK\$2,367 million, which was paid on 6 September 2005.

On 1 December 2005, the directors declared a second interim dividend of HK\$0.137 per ordinary share, totalling approximately HK\$5,897 million, which was paid on 28 February 2006.

The directors do not recommend the payment of a final dividend for the year ended 31 December 2005.

### Reserves

Details of movements in the reserves of the Group and the Bank are set out in the consolidated statement of changes in equity and the statement of changes in equity on pages 35 and 36 respectively.

### Donations

Charitable and other donations made by the Group during the year amounted to approximately HK\$6 million.

### Fixed Assets

Details of movements in fixed assets of the Group and the Bank are set out in Note 35 to the accounts.



## Report of the Directors (continued)

### Directors

The directors of the Bank during the year and up to the date of this report are:

<b>Chairman</b>	XIAO Gang #
<b>Vice Chairmen</b>	SUN Changji # HE Guangbei
<b>Directors</b>	HUA Qingshan # LI Zaohang # ZHOU Zaiqun # ZHANG Yanling # FUNG Victor Kwok King * KOH Beng Seng * SHAN Weijian * TUNG Chee Chen * TUNG Savio Wai-Hok * YANG Linda Tsao *

# Non-executive Directors

\* Independent Non-executive Directors

There being no provision in the Bank's Articles of Association for retirement by rotation, all the directors continue in office.

### Directors' Interests in Contracts of Significance

No contracts of significance, in relation to the Group's business to which the Bank, its holding companies, or any of its subsidiaries or fellow subsidiaries was a party and in which a Director had a material interest, whether directly or indirectly, subsisted at the end of the year or at any time during the year.

## Report of the Directors (continued)

### Directors' Rights to Acquire Shares

On 5 July 2002, the following Directors were granted options by BOC (BVI), an indirect holding company of the Bank, pursuant to a Pre-Listing Share Option Scheme to purchase from BOC (BVI) existing issued shares of the BOCHK (Holdings), the immediate holding company of the Bank, at a price of HK\$8.50 per share. These options have a vesting period of four years from 25 July 2002 with a valid exercise period of ten years. Twenty-five percent of the shares subject to such options will vest at the end of each year.

Particulars of the outstanding options granted to the Directors under the Pre-Listing Share Option Scheme as at 31 December 2005 are set out below:

	Date of grant	Exercise price (HK\$)	Exercisable Period	Granted on 5 July 2002	Number of share options				Balances as at 31 December 2005
					Balances as at 1 January 2005	Exercised during the year	Surrendered during the year	Lapsed during the year	
SUN Changji	5 July 2002	8.50	25 July 2003 to 4 July 2012	1,590,600	1,590,600	-	-	-	1,590,600
HE Guangbei	5 July 2002	8.50	25 July 2003 to 4 July 2012	1,446,000	1,084,500	-	-	-	1,084,500
HUA Qingshan	5 July 2002	8.50	25 July 2003 to 4 July 2012	1,446,000	1,446,000	-	-	-	1,446,000
LI Zaohang	5 July 2002	8.50	25 July 2003 to 4 July 2012	1,446,000	1,446,000	-	-	-	1,446,000
ZHOU Zaiqun	5 July 2002	8.50	25 July 2003 to 4 July 2012	1,446,000	1,446,000	-	-	-	1,446,000
ZHANG Yanling	5 July 2002	8.50	25 July 2003 to 4 July 2012	1,446,000	1,446,000	-	-	-	1,446,000
<b>Total</b>				<b>8,820,600</b>	<b>8,459,100</b>	<b>-</b>	<b>-</b>	<b>-</b>	<b>8,459,100</b>

Save as disclosed above, at no time during the year was the Bank, its holding companies, or any of its subsidiaries or fellow subsidiaries a party to any arrangements to enable the Directors to acquire benefits by means of the acquisition of shares in, or debentures of, the Bank or any other body corporate.

### Management Contracts

There exists a services agreement between BOCHK (Holdings) and the Bank whereby BOCHK (Holdings) provides management and investor relations services to the Bank and under which costs are reimbursed and fees are payable. The said agreement can be terminated by either party giving not less than three months' prior notice.

## Report of the Directors (continued)


### Compliance with the Guideline on “Financial Disclosure by Locally Incorporated Authorized Institutions”

The accounts for the year ended 31 December 2005 fully comply with the requirements set out in the guideline on “Financial Disclosure by Locally Incorporated Authorized Institutions” under the Supervisory Policy Manual issued by the HKMA.

### Auditors

The accounts have been audited by PricewaterhouseCoopers. A resolution for their re-appointment as auditors for the ensuing year will be proposed at the forthcoming Annual General Meeting.

On behalf of the Board



**XIAO Gang**

Chairman

Hong Kong, 23 March 2006

## 公司治理

為保障股東、客戶和員工的利益，本銀行致力維持和強化高水準的公司治理。除了全面符合香港當地有關的法律法規以及香港金融管理局、香港證監會等監管機構的各項規定和指引外，本銀行不時對所採用的企業管治實務作出檢討，並力求符合國際和當地有關公司治理最佳慣例的要求。

### 公司治理架構

董事會作為本銀行治理架構核心，同管理層之間具有明確分工。董事會負責給予管理層高層指引和有效監控。一般而言，董事會負責：

- 制訂本集團的長期戰略並監控其執行情況；
- 審批年度業務計劃和財務預算；
- 批准有關年度及中期業績；
- 審查及監控本集團的風險管理及內部監控；
- 負責本集團的公司治理及合規；及
- 監察本集團管理層的工作表現。

董事會特別授權管理層執行已確定的策略方針，由其負責日常營運並向董事會報告。為此，董事會訂立了清晰的書面指引，特別明確了在何種情況下管理層應向董事會匯報，以及在代表本集團作出何種決定或訂立何種承諾前應取得董事會批准等。董事會將定期對這些授權和指引進行重檢。

為避免使權力集中於一位人士，本銀行董事長及總裁分別由兩人擔任，兩者之間分工明確並已在董事會的職責約章中作出明文規定。簡而言之，董事長負責確保董事會適當地履行其職能，貫徹良好公司治理常規及程式；此外，作為董事會的主席，董事長亦負責確保所有董事均適當知悉當前的事項，及時得到充份、完備、可靠的信息。而總裁則負責領導整個管理層，推行董事會所採納的重要策略及發展戰略。

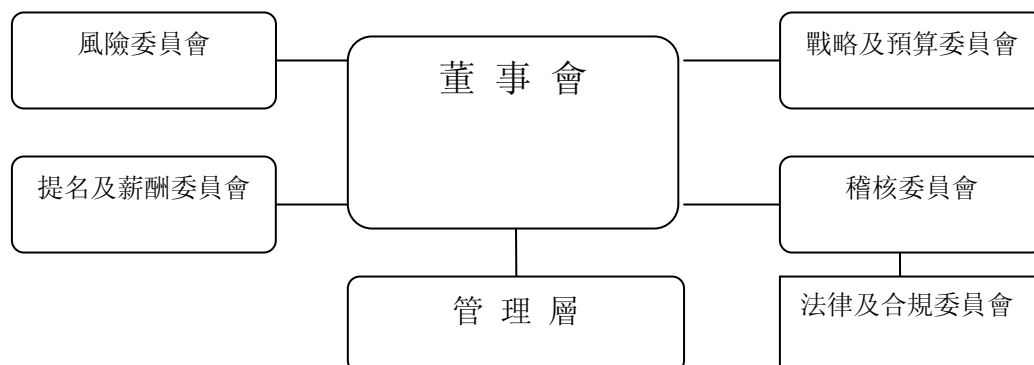
董事會在考慮有關的業界做法和公司治理最佳慣例的基礎上，下設四個常設附屬委員會，負責協助董事會履行其職責：稽核委員會、提名及薪酬委員會、風險委員會、戰略及預算委員會。稽核委員會下設法律及合規委員會，負責協助稽核委員會履行其有關法律合規方面的監督職能。於本年度，董事會另外設立了三個臨時委員會，負責協助董事會開展有關專項工作，並向董事會或相關附屬委員會匯報。

各附屬委員會均具有清晰界定的職責約章，並就其職權範圍內的有關事項向董事會提出意見，或在適當情況下按轉授權力作出決定。除前述外，所有附屬委員會均獲指派專業秘書部門，以確保有關委員會備有足夠資源，有效地及恰當地履行其職責。根據其職責約章的規定，董事會及各附屬委員會亦會定期評估及審查其工作程序及有效性。

## 公司治理（續）

### 公司治理架構（續）

有關本銀行的公司治理架構可以參見下圖。



有關董事會所採用的公司治理原則和架構、董事會及各附屬委員會的組成及其職責約章摘要，在本銀行的網址：[www.bochk.com](http://www.bochk.com) 均有詳細載列。

### 董事會

本銀行董事會以**非執行董事及獨立非執行董事**為主，並得到董事會高級顧問協助，以保證董事會決策的獨立、客觀及對管理層實行全面和公正的監控。董事會誠實、善意地行事，按照本集團的最佳利益客觀地做出決策，以盡力實現股東長期價值的最大化和切實履行對本集團其他相關者的公司責任。

董事會現時共有董事 13 名，包括 6 名獨立非執行董事，6 名非執行董事，及 1 名執行董事，其中董偉鶴先生及高銘勝先生分別於 2005 年 12 月 1 日及 2006 年 3 月 23 日獲委任為獨立非執行董事。董事會高級顧問梁定邦先生現為本銀行控股公司--中國銀行的獨立非執行董事；為避免可能的利益衝突，梁先生宣佈自 2006 年 1 月 1 日起辭去本銀行董事會高級顧問一職，董事會謹對梁先生在任內所做出的傑出貢獻表示感謝。除此以外，截至本報告日期止，並無其他董事會成員變動。

目前董事會成員中，所有董事均擁有廣泛的銀行業與管理經驗；此外，獨立非執行董事的佔比接近董事會成員的二分之一，並包括了多名具備財務管理專長的獨立非執行董事。本年度，董事會通過了《**董事獨立性政策**》，部分條款內容超過了《上市規則》第 3.13 條的有關規定。本銀行已收到每名獨立非執行董事根據該政策就其獨立性而作出的年度書面確認。基於該等確認及董事會所掌握的資料，本銀行繼續確認其獨立身份。

本銀行目前**所有非執行董事、獨立非執行董事均有固定任期，並獲發正式聘書**，以訂明其委任的主要條款及條件。此外，於 2005 年，董事會透過提名及薪酬委員會制定了一套關於委任獨立非執行董事的制度，以確保委任程序的規範化及透明度。

**董事會成員之間並不存在任何關係，包括財務、業務、家屬或其他重大或相關的關係。**肖鋼先生、華慶山先生及李早航先生是中國銀行的董事會成員；周載群先生及張燕玲女士是該公司高級管理層的成員。孫昌基先生、和廣北先生、周載群先生及張燕玲女士是中國銀行於 2004 年 8 月重組前的董事會成員。本銀行董事會的職責約章中已明文規定，除非有關法律或監管規則允許，否則若有大股東或董事在董事會將予考慮的議題中存在利益衝突，應就該議題舉行董事會會議；在交易中沒有重大利益的獨立非執行董事應出席該次董事會會議。

## 公司治理 (續)

### 董事會 (續)

本銀行的控股公司於年度內為每位董事會成員購買了適當的董事責任保險，以保障其因企業行為而引起之賠償責任，該保險的保額及保障範圍每年均會進行檢討。

為確保新任董事對本集團的運作及業務均有充足瞭解，及確保所有董事能定期更新其知識及技能，以便繼續在具備全面資訊及切合所需的情況下對董事會作出貢獻，董事會已制訂了一套關於董事入職介紹及持續專業發展的制度。鑒於風險管理在銀行日常管理運作中日趨重要，董事會於 2005 年度特別邀請了在風險管理方面甚有經驗的專業人士，為董事會成員介紹“企業風險管理”的理念及模式，加強董事會成員在這方面的認識及技能。

董事會於 2005 年內共召開 6 次會議，會議平均出席率達 93%。會議時間安排在上一年度即已擬定通過。所有會議材料連同會議議程一般在會議預定日期至少 7 天前送達全體董事會成員審閱。每次會議議程內容均在事前充份諮詢各董事會成員及管理層意見後，經董事長確認而制訂。自 2005 年起，董事長每年將與非執行董事（包括獨立非執行董事）舉行一次沒有執行董事及管理層出席的會議，有關做法已予制度化並列入董事會的工作規則內。於 2005 年，各位董事的出席率詳列如下：

董事	出席董事會會議次數	出席率
<b>非執行董事</b>		
肖鋼先生（董事長）	6 次中出席 5 次	83%
孫昌基先生（副董事長）	6 次中出席 6 次	100%
華慶山先生	6 次中出席 5 次	83%
李早航先生	6 次中出席 5 次	83%
周載群先生	6 次中出席 5 次	83%
張燕玲女士	6 次中出席 6 次	100%
<b>獨立非執行董事</b>		
馮國經博士	6 次中出席 6 次	100%
單偉建先生	6 次中出席 6 次	100%
董建成先生	6 次中出席 5 次	83%
董偉鶴先生 <sup>(註)</sup>	不適用	不適用
楊曹文梅女士	6 次中出席 6 次	100%
<b>執行董事</b>		
和廣北先生（副董事長兼總裁）	6 次中出席 6 次	100%

註：董先生於 2005 年 12 月 1 日獲委任為獨立非執行董事，而其後本銀行於 2005 年內並未再召開任何董事會會議。

### 稽核委員會

2005 年年底，稽核委員會由 6 名成員組成，其中 1 名成員為非執行董事，5 名成員為獨立非執行董事。董事會於 2006 年 3 月 23 日通過委任高銘勝先生為獨立非執行董事及稽核委員會成員後，稽核委員會現時成員共 7 名，其中 6 名成員為獨立非執行董事，獨立非執行董事佔委員會成員的 86%，主席由獨立非執行董事單偉建先生擔任。

稽核委員會協助董事會對本銀行及其附屬公司在以下方面（但不僅限於以下方面）實現監控職責：

- 財務報告的真實性和財務報告程式；
- 內部監控系統；
- 內部稽核職能的有效性及其內部稽核主管的績效評估；
- 外部審計師的聘任、資格及獨立性的審查和工作表現的評估，及（如獲董事會授權）酬金的釐定；
- 本銀行及本集團財務報告的定期審閱和年度審計；
- 遵循有關會計準則及法律和監管規定中有關財務資訊披露的要求；
- 審議及處理主要風險事項；及
- 本集團的公司治理架構及實施。

## 公司治理 (續)

### 稽核委員會 (續)

稽核委員會在 2005 年內的主要工作包括審核：

- 本銀行截至 2004 年 12 月 31 日止年度的財務報表，並建議董事會通過；
- 本銀行截至 2005 年 6 月 30 日止 6 個月的中期財務報表，並建議董事會通過；
- 由外部審計師提交的審計報告及內部控制改善建議書、監管機構的現場審查報告；
- 年度外部審計師聘任的建議、支付予外部審計師的年度審計費用及審閱中期報表的費用；
- 本集團於 2005 年度的內部稽核工作計劃，以及所認定的重點範疇；
- 本集團內部稽核部門的人力資源安排及薪酬水平、該部門 2005 年的費用預算；及
- 內部稽核主管的績效評估。

於本年度內，稽核委員會亦制定通過，並經董事會批准了本集團之《員工內部舉報及處理政策》。據此，本集團的僱員可以透過適當管道舉報本集團在業務或其他方面可能發生的重大問題，且毋須擔心遭到不公正對待。同時，為提高及確保外部審計師的獨立性，稽核委員會亦制定通過，並經董事會批准《外部審計師管理政策》，以確保稽核委員會能實現對外部審計師的聘請、資格、獨立性和工作表現評估等的監控職能。

此外，稽核委員會亦已於 2005 年對本集團的內部監控系統是否有效進行了年度檢討，有關檢討涵蓋所有重要的監控及措施，包括財務運作及合規、及風險管理功能。通過有關檢討，稽核委員會確認本集團的內部監控系統能合理地落實各項重大方面的監控措施，防止嚴重錯漏或損失的發生，保障本集團資產的安全。會計紀錄的基本完善及法規的遵循，整體上基本符合《守則》中對內部監控系統的要求。有關此次檢討的具體內容，可參見下列“內部監控”一節。

稽核委員會於 2005 年內共召開 6 次會議，平均出席率達 90%，有關董事的出席率詳列如下：

董事	出席委員會會議次數	出席率
單偉建先生 (委員會主席)	6 次中出席 6 次	100%
周載群先生	6 次中出席 4 次	67%
馮國經博士	6 次中出席 6 次	100%
董建成先生	6 次中出席 5 次	83%
楊曹文梅女士	6 次中出席 6 次	100%
童偉鶴先生 <sup>(註)</sup>	不適用	不適用

註：董先生於 2005 年 12 月 1 日獲委任為稽核委員會成員，在此之後該委員會於 2005 年內並未再召開任何會議。

### 提名及薪酬委員會

提名及薪酬委員會現時成員共 6 名，由 2 名非執行董事及 4 名獨立非執行董事組成，獨立非執行董事佔委員會成員的三分之二，委員會主席由副董事長孫昌基先生擔任。

該委員會負責協助董事會對本銀行及其附屬公司在以下方面（但不僅限於以下方面）實現監控職責：

- 本集團的人力資源戰略和薪酬戰略；
- 董事、董事會附屬委員會成員、及由董事會不時確定的部分高級管理人員的篩選和提名；
- 董事和各委員會的結構、規模、組成（包括成員的技能、經驗和知識）；
- 董事、各委員會成員和高級管理人員的薪酬；及
- 董事會及各委員會的有效性。

## 公司治理（續）

### 提名及薪酬委員會（續）

該委員會於 2005 年內的工作主要包括：

- 審議執行董事及高級管理人員 2004 年度的績效考核結果；
- 審議本集團（含高級管理人員）2004 年度花紅發放方案及 2005 年度薪酬調整方案；
- 審議 2005 年度本集團主要績效指標及高級管理人員績效考核指標；
- 審議本集團的中期人力資源策略；
- 審議《董事獨立性政策》、《獨立非執行董事的提名及委任程序》、《董事薪酬政策》及《董事會成員費用報銷的政策和程序》等重要政策性文件；
- 審議有關本集團員工（含高級管理人員）績效考核、年度花紅及年度調薪等管理政策；
- 審議《中銀香港聘用中國銀行集團員工的政策》；
- 組織董事會及各附屬委員會的自我評估，匯報及分析評估的結果，並就此向董事會提出建議，以進一步完善董事會及各附屬委員會的職能及效益；及
- 處理有關委任獨立非執行董事的事宜。

提名及薪酬委員會在總結過往招聘董事及高級管理人員成功經驗的基礎上，制定並通過了《獨立非執行董事的提名及委任程序》，將本銀行選聘獨立非執行董事的程序進一步規範化，從而增加有關提名及委任事宜的透明度。根據該程序的規定，在正式進入提名程序前，董事會首先討論及決定是否成立由獨立非執行董事擔任主席及其成員以獨立非執行董事為大多數的招聘委員會，負責有關具體事宜，並向提名及薪酬委員會、董事會提出其推薦意見。招聘委員會在綜合考慮董事會及各委員會現有的技能、知識和經驗以及本集團業務需求的基礎上，提出對所需候選人的基本要求和篩選的客觀標準。有關標準包括董事之適當專業知識、個人操守、行業經驗及獨立性等。各委員根據有關準則向招聘委員會推薦候選人。經過招聘委員會進行討論及遴選後，並在取得候選人原則同意的基礎上，經提名及薪酬委員會審議後呈董事會正式通過有關委任事宜。

本年度，為了確保董事會成員為本集團所付出的時間及精神獲得合理的補償，以及規範董事因履行其對本集團的職責所產生費用的報銷程序，提名及薪酬委員會亦制定了《董事薪酬政策》及《董事會成員費用報銷的政策和程序》等政策性文件。提名及薪酬委員會在建議董事會成員的袍金水平時，須參考同類型業務或規模公司的袍金水平，及董事會和附屬委員會的工作性質及工作量（包括會議次數及議程內容），以達到合理的補償水平。該委員會定期檢討、審議並向董事會建議有關董事的袍金水平，經董事會審議後，交由股東於股東大會上作最終審批。任何董事會成員均不得參與釐定其個人的特定薪酬待遇。

提名及薪酬委員會已獲得董事會轉授有關職責，負責釐訂全體執行董事及高級管理人員的特定薪酬待遇，包括股票期權、非金錢利益、退休金權利等。目前，對於執行董事及高級管理人員而言，其薪酬主要由基本薪金、酌情花紅及其它非金錢福利構成，而其中酌情花紅部分將在很大程度上由本集團及該董事或高級管理人員當年的表現所決定。提名及薪酬委員會透過參照董事會不時通過的企業目標，檢討及審批高級管理人員的年度及長期績效目標，按照設定的績效目標對高級管理人員進行持續考核，並檢討和審批按表現而釐定的薪酬待遇。

提名及薪酬委員會於 2005 年內共召開 5 次會議，平均出席率達 92%，有關董事的出席率詳列如下：

董事	出席委員會會議次數	出席率
孫昌基先生（委員會主席）	5 次中出席 5 次	100%
李早航先生	5 次中出席 4 次	80%
馮國經博士	5 次中出席 5 次	100%
單偉建先生	5 次中出席 4 次	80%
董建成先生	5 次中出席 5 次	100%
楊曹文梅女士 <sup>(註)</sup>	不適用	不適用

註：楊曹文梅女士於 2005 年 12 月 1 日獲委任為提名及薪酬委員會成員，在此之後該委員會於 2005 年內並未再召開任何會議。



## 公司治理 (續)

### 風險委員會

本銀行風險委員會成員共 4 名。於 2005 年度，該委員會成員包括了 3 名非執行董事及 1 名獨立非執行董事，並由董事長肖鋼先生擔任委員會主席。為體現最佳公司治理慣例，董事會於 2006 年 3 月同意由新任獨立非執行董事高銘勝先生代替肖鋼先生擔任風險委員會主席。原董事會高級顧問梁定邦先生於 2005 年度以顧問身份參加會議並提供意見供委員會參考，梁先生已於 2006 年 1 月 1 日辭去風險委員會顧問一職。

風險委員會負責協助董事會對本銀行及其附屬公司在以下方面（但不僅限於以下方面）實現監控職責：

- 建立本集團的風險取向和風險管理戰略，確定本集團的風險組合狀況；
- 識別、評估、管理本集團不同業務單位面臨的重大風險；
- 審查和評估本集團風險管理程式、制度和內部監控的充分性；及
- 審查及監控本集團對風險管理程式、制度及內部監控的遵守情況，包括本集團在開展業務時是否符合審慎、合法及合規的要求。

風險委員會在本年度根據已通過的風險管理政策分層方案，審議並原則通過不同類別風險管理之政策，包括信貸風險、市場風險、操作風險、利率風險及流動性風險等管理政策；審議並通過有關本集團的信用風險取向並呈報董事會審批。風險委員會亦對已通過的多項相關政策進行年度重檢，並根據董事會的授權審批個別在其授權內的重大交易。

風險委員會於 2005 年內共召開 5 次會議，平均出席率達 87%，有關董事的出席率詳列如下：

董事	出席委員會會議次數	出席率
肖鋼先生（委員會主席）	5 次中出席 5 次	100%
華慶山先生	5 次中出席 5 次	100%
張燕玲女士	5 次中出席 3 次	60%
童偉鶴先生（註）	不適用	不適用

註：童先生於 2005 年 12 月 1 日獲委任為風險委員會成員，在此之後該委員會於 2005 年內並未再召開任何會議。

### 戰略及預算委員會

此為董事會於 2005 年 12 月新成立的附屬委員會。事實上，董事會於 2004 年起即開始每年設立名為預算委員會的臨時委員會，負責審閱本集團未來一年的財務預算及業務規劃。此外，董事會亦在 2005 年初設立戰略研究小組，負責制訂及向董事會建議本集團的中長期業務發展戰略。鑒於本集團的財務預算和業務規劃及中長期業務發展戰略的重要性，董事會成立戰略及預算委員會，負責監控董事會通過的中長期發展戰略的實施情況，及審閱管理層提交的年度財務預算和業務規劃並監督其執行情況。目前，戰略及預算委員會成員共 5 名，由獨立非執行董事楊曹文梅女士、童偉鶴先生，非執行董事華慶山先生、周載群先生，及副董事長兼總裁和廣北先生組成，委員會主席由具有豐富銀行業經驗的楊曹文梅女士擔任。

該委員會負責協助董事會對本銀行及其附屬公司在以下方面（但不僅限於以下方面）履行職責：

- 審查及監控本集團的長期戰略；
- 審查本集團長期戰略的制定程序，確保其已充分考慮到適當範圍內的備選方案；
- 按照既定的標準監控本集團長期戰略的實施情況，向管理層提供戰略方面的指引；
- 就本集團主要投資、資本性支出和戰略性承諾向董事會提出建議並監控其執行情況；及
- 審查及監控本集團定期/週期性（包括年度）業務計劃和財務預算。

## 公司治理 (續)

### 臨時委員會

年內，董事會設立了三個臨時委員會，分別為：戰略研究小組、招聘委員會及預算委員會，負責董事會指派的特定事務。

### 戰略研究小組

董事會於 2005 年年初成立戰略研究小組，負責制訂及向董事會建議本集團的中長期業務發展戰略。該小組由楊曹文梅女士擔任召集人，成員有來自董事會、管理層和控股股東中國銀行的代表，包括和廣北先生、周載群先生、馮國經博士、董建成先生、朱民博士及李永鴻先生，單偉建先生擔任該小組非正式成員。該小組自成立起舉行了多次會議，在對本集團進行深入分析後，加上各委員的貢獻和付出，該小組確立了本集團在未來 5 年的發展方向。有關戰略規劃已獲得董事會批准並付諸實施。

### 招聘委員會

為進一步加強董事會的獨立性、完善董事會成員結構，董事會於年中成立了一個專責選聘獨立非執行董事的招聘委員會，負責為本銀行選聘一至兩位合適的獨立非執行董事，並將人選報提名及薪酬委員會及董事會作最終審批。該委員會由馮國經博士擔任主席，成員包括孫昌基先生、和廣北先生、及 3 位獨立非執行董事：單偉建先生、董建成先生及楊曹文梅女士。經過招聘委員會多重遴選，在獲得提名及薪酬委員會的推薦意見後，最後由董事會審議通過，並分別於 2005 年 12 月 1 日及 2006 年 3 月 23 日正式委任董偉鶴先生及高銘勝先生為本銀行新的獨立非執行董事。

### 預算委員會

董事會於 2005 年 8 月成立預算委員會，負責審議本集團 2006 年財務預算和業務規劃，並向董事會提出意見。該委員會由獨立非執行董事楊曹文梅女士擔任召集人，非執行董事華慶山先生、周載群先生出任成員。在整個預算審議過程中，預算委員會成員同管理層之間進行了充分溝通，所有主要業務部門主管及本集團主要附屬公司均有參與同該委員會的會談。預算委員會對本集團 2006 年財務預算和業務規劃所提出的建議經董事會審議後已獲採納。

### 董事的證券交易

本集團已採納實施了一套《董事證券交易守則》以規範董事的證券交易事項。經就此事專門徵詢所有董事，彼等均已確認其於 2005 年度內嚴格遵守了前述守則有關條款的規定。

### 外部審計師

根據董事會於 2005 年採納的《外部審計師管理政策》，稽核委員會已按該政策內參考國際最佳慣例而制訂的原則及標準，對本集團外部審計師羅兵咸永道會計師事務所的獨立性、客觀性及其審計程序的有效性作出檢討及監察，並滿意有關檢討的結果。根據稽核委員會的建議，董事會將向股東建議於 2006 年度股東週年大會上重新委任羅兵咸永道會計師事務所為本集團審計師；倘獲股東授權，董事會將授權稽核委員會釐定羅兵咸永道會計師事務所的酬金。

於 2005 年度，本集團須向羅兵咸永道會計師事務所支付的費用合共 3,500 萬港元，其中 2,700 萬港元為審計費，而 800 萬港元為其它費用。於 2004 年度，羅兵咸永道會計師事務所所收取的費用合共 3,900 萬港元，其中 2,400 萬港元為審計費（包括審閱 2004 年中期業績），而 1,500 萬港元為其它服務的費用。

稽核委員會根據董事會的授權審議及通過 2,700 萬港元的 2005 年度審計服務費用。稽核委員會亦已審閱並通過了 2005 年度的非審計服務及 800 萬港元的相關費用，並對有關非審計服務並沒有影響到羅兵咸永道會計師事務所的獨立性感到滿意。非審計服務主要包括稅務相關的服務（費用約 200 萬港元）、盡職調查服務（費用約 200 萬港元）及會計諮詢服務（費用約 300 萬港元）。

## 公司治理（續）

### 內部監控

董事會有責任維持本集團的內部監控系統穩健妥善而且有效，以保障本集團的資產。

內部監控系統旨在提供合理（而非絕對）的保證，以防出現嚴重錯漏或損失的情況，並管理（而非完全杜絕）運作系統故障的風險，以及協助達成本集團的目標。除保障本集團資產安全外，亦確保妥善的會計紀錄及遵守有關法例及規定。

本集團自 2005 年起即開始實施每年對內部監控系統進行檢討，有關檢討工作是以監管機構及專業團體的指引、定義為基礎，根據內部監控環境、風險識別、監控措施、資訊與交流及監控機制的五項內部監控元素進行評估，涵蓋所有重要的監控及措施，包括財務、運作及合規、及風險管理功能。有關檢討由本集團內部稽核部門統籌，透過管理層及業務部門的自我評估，內部稽核部門對檢討過程及結果進行獨立的檢查及後評價工作。有關 2005 年度的檢討結果已向稽核委員會及董事會匯報。

稽核委員會及董事會確認本集團的內部監控系統能合理地落實各項重大方面的監控措施，防止嚴重錯漏或損失的發生，保障本集團資產的安全、會計紀錄的基本完善及法規的遵循，整體上基本符合《守則》中對內部監控系統的要求。

此外，本集團已基本建立且落實有效執行各項監控程序及措施，主要包括：

- 建立了相應的組織架構及各級人員的職、權、責，制定書面的政策和程序，對各單位建立了相互牽制的職能分工，合理地保障本集團的各項資產安全，及內部監控措施的執行，並能在合法合規及風險控制方面經營及運作。
- 管理層制定並持續監察本集團的發展策略、業務計劃及財務預算的執行情況，並已設置了會計管理制度，提供衡量財務及營運表現的基礎。
- 本集團制定了相應的風險管理政策及人力資源管理政策，對各重大風險類別均設既定單位和人員承擔職責及處理程式，在風險的識別、評估及管理範疇，包括信譽、策略、法律、合規、信貸、市場、業務操作、流動性、利率等，均發揮了應有的監控功能（本集團的風險管理管治架構詳列於本年報第 219 至第 226 頁）。
- 本集團確立的資訊科技管治架構，設有多元化的資訊系統及管理報告，包括各類業務的監察資料、財務資訊、營運表現等，為管理層及業務單位、監管機構等提供衡量及監控的訊息；各單位、層級亦已建立了適當的溝通管道和匯報機制，以確保訊息的交流。
- 本集團的內部稽核部門採用風險為本的評估方法，根據董事會轄下稽核委員會內部審核的年度計劃，對財務範疇、各業務領域、各風險類別、職能運作及活動進行獨立的檢查，直接向稽核委員會提交報告，對須關注的事項及需改善的方面作持續跟進。
- 稽核委員會審閱外部審計師在年度審計中致本集團管理層的報告以及監管機構提出的內部監控建議，並由內部稽核部門持續跟進以確保本集團有計劃地實施有關建議，並定期向管理層及稽核委員會報告建議的落實情況。

### 董事關於財務報告書的責任聲明

以下聲明應與本年報中審計師報告內的審計師責任聲明一併閱讀。該聲明旨在區別董事及審計師在財務報告書方面的責任。

董事須按香港《公司條例》規定編制真實兼公平之財務報告書。除非並不適宜假設本銀行及本集團將繼續其業務，否則財務報告書必須以持續經營基準編制。董事有責任確保本銀行存置的會計紀錄，可合理準確披露本銀行財務狀況以及可確保所編制的財務報告書符合香港《公司條例》的規定。董事亦有責任採取合理可行的步驟，以保護本集團資產，並且防止及揭發欺詐及其它不正常情況。

董事認為於編制載於本年報的財務報告書時，本銀行已採用合適的會計政策並貫徹使用，且具有合理及審慎的判斷及估計支持，並已遵守所有適用的會計標準。

## Corporate Governance

The Bank is **committed to maintaining and upholding good corporate governance** in order to protect the interests of shareholders, customers and staff. In addition to abiding strictly by the laws and regulations of the jurisdiction where it operates and observing the guidelines and rules issued by regulatory authorities such as the Hong Kong Monetary Authority and the Hong Kong Securities and Futures Commission. The Bank also constantly reviews its corporate governance practices, with a view to conforming to international and local best practices.

### Corporate Governance Framework

The **Board is at the core of the Bank's corporate governance framework**, and there is **clear division of responsibilities between the Board and the Management**. The Board is responsible for providing high-level guidance and effective oversight of the Management. Generally, the Board is responsible for:

- formulating the Group's long term strategy and monitoring the implementation thereof;
- reviewing and approving the annual business plan and financial budget;
- approving the annual and interim reports;
- reviewing and monitoring risk management and internal control;
- ensuring good corporate governance and compliance; and
- monitoring the performance of the Management.

The Board authorises the Management to carry out the strategies that have been approved. The Management reports to the Board and is responsible for the day-to-day operation of the Group. The Board has formulated clear written guidelines, which stipulate the circumstances under which the Management should report to and obtain prior approval from the Board before making decisions or entering into any commitments on behalf of the Group. The Board will regularly review these guidelines.

To avoid the concentration of power in any one individual, **the positions of the Chairman and the Chief Executive are held by two different individuals**. Their roles are distinct and are clearly established and stipulated in the Board's Mandate. In short, the Chairman is responsible for ensuring that the Board properly discharges its responsibilities and conforms to good corporate governance practices and procedures. As the Chairman of the Board, he is also responsible for making sure that all Directors are properly briefed on issues arising at the board meetings, and that all Directors receive accurate, timely and clear information. The Chief Executive is responsible for providing leadership for the whole Management and implementing the important policies and development strategies approved by the Board.

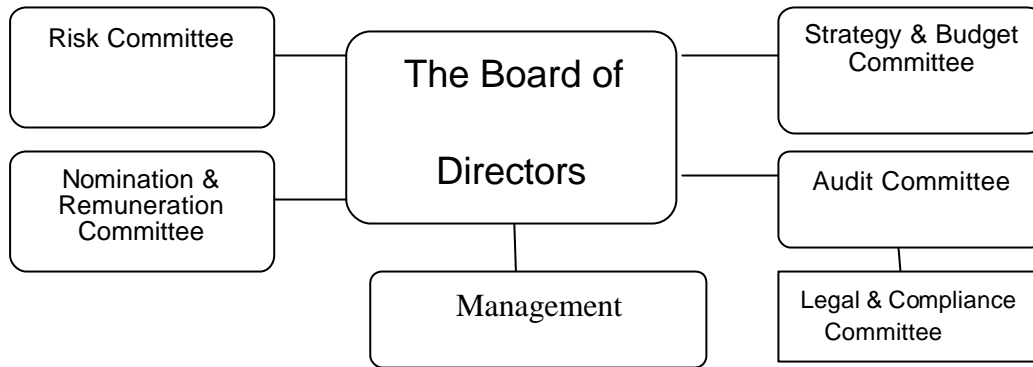
Taking into consideration market practices and international best practices in corporate governance, **the Board has established four standing Board Committees** to assist it in carrying out its responsibilities. They are the Audit Committee, Nomination and Remuneration Committee, Risk Committee, and Strategy and Budget Committee. The Audit Committee has also set up the Legal and Compliance Committee as a sub-committee to assist it in discharging its responsibility for monitoring the Group's compliance with applicable laws and regulations. During the year, three ad hoc committees were set up to assist the Board in undertaking special assignments and to report back to the Board or a relevant Board Committee.

**Each of the Board Committees has a well-defined mandate**. The Board Committees make recommendations to the Board on relevant matters within their terms of reference, or make decisions under appropriate circumstances within the power delegated by the Board. Apart from the aforesaid, respective secretarial departments are assigned to all the Board Committees to ensure that each has adequate resources to discharge its responsibilities properly and effectively. According to their mandates, **the Board and the Board Committees will review and evaluate their respective work process and effectiveness on an annual basis**.

## Corporate Governance (continued)

### Corporate Governance Framework (continued)

The following chart sets out the Bank's corporate governance framework.



The Bank's corporate website ([www.bochk.com](http://www.bochk.com)) contains detailed information on the Bank's corporate governance principles and framework, the composition of the Board and Board Committees and a summary of their respective terms of reference.

### Board of Directors

The majority of the Board is made up of **non-executive Directors and independent non-executive Directors**, and the Board was assisted by a Senior Adviser. This structure ensures the independence and objectivity of the Board's decision-making process as well as the thoroughness and impartiality of the Board's oversight of the Management. The Board acts honestly and in good faith. Its decisions are made objectively and in the best interests of the Group, with a view to maximising long-term shareholder value and fulfilling its corporate responsibility to other stakeholders of the Group.

The Board currently has 13 members, comprising six independent non-executive Directors, six non-executive Directors and one executive Director. Mr. Tung Savio Wai-Hok and Mr. Koh Beng Seng were appointed independent non-executive Directors of the Board with effect from 1 December 2005 and 23 March 2006 respectively. The Senior Adviser to the Board, Mr. Neoh Anthony Francis, who is also an independent non-executive director of BOC, the controlling shareholder of the Bank, has resigned from the Board with effect from 1 January 2006 in order to avoid any possible conflict of interest. The Board thanks Mr. Neoh for his outstanding contribution during his tenure. Save as disclosed above, there were no other changes to the composition of the Board up to the date of this report.

All Directors possess extensive experience in banking and management, and nearly half of them are independent non-executive Directors, of whom several are in possession of financial management expertise. During the year, the Board approved the "**Policy on Independence of Directors**", some provisions of which are even more stringent than Rule 3.13 of the Listing Rules. The Bank has received from each of the independent non-executive Directors an annual confirmation of his/her independence by reference to the Policy. On the basis of these confirmations and information available to it, the Bank still considers all of them to be independent.

All the existing **non-executive Directors and independent non-executive Directors** of the Bank have been **appointed for a fixed term, with formal letters of appointment** setting out the key terms and conditions of their appointment. In 2005, the Board authorised the Nomination and Remuneration Committee to establish a process for the appointment of independent non-executive Directors to ensure that the appointment procedures are standardised and transparent.

## Corporate Governance (continued)

### Board of Directors (continued)

There is **no relationship (including financial, business, family or other material/relevant relationship(s)) among the Board members**. Messrs. Xiao Gang, Hua Qingshan and Li Zaohang are directors of BOC. Mr. Zhou Zaiqun and Mdm. Zhang Yanling are members of the senior management of BOC. Messrs. Sun Changji, He Guangbei and Zhou Zaiqun and Mdm. Zhang Yanling were directors of BOC prior to its re-organisation in August 2004. It is expressly provided in the Board' s Mandate that, unless permissible under applicable laws or regulations, if a substantial shareholder or Director has a conflict of interest in the matter to be considered by the Board, a Board meeting attended by independent non-executive Directors who have no material interest in the matter shall be held to deliberate on the same.

The holding company of the Bank has arranged for appropriate **Directors' Liability Insurance Policy** to indemnify the Directors for liabilities arising out of corporate activities. The coverage and the sum insured under the policy are reviewed on an annual basis.

To ensure that the newly appointed Directors have adequate understanding of the Bank' s business and operation, and to enable current Directors to update their skills and knowledge on a regular basis so that they can continually make relevant contribution to the Board with comprehensive information, the Board has set up a system for the **initial induction and ongoing professional development of the Directors**. In 2005, in view of the increasing importance of risk management to a financial institution, the Board invited a distinguished speaker with extensive experience in risk management to introduce the concept and model of "Enterprise Risk Management" to the Board members so as to enhance their knowledge and skills in this respect.

**Six Board meetings were held during the year with an average attendance rate of 93%**. The meeting schedule had been prepared and approved by the Board in the preceding year. In general, Board agenda and meeting materials are despatched to all Board members for review at least seven days before the meetings. Board agenda is approved by the Chairman following consultation with other Board members and the Management. Beginning from 2005, the Chairman will meet all non-executive Directors (including independent non-executive Directors) in the absence of executive Directors and the Management at least once in a year. This practice has been incorporated in the amended Working Rules of the Board. Individual attendance records of the relevant Directors in 2005 are set out as follows:

<b>Director</b>	<b>Number of Board meetings attended</b>	<b>Attendance rate</b>
<u>Non-executive Directors</u>		
Mr. XIAO Gang (Chairman)	5 out of 6	83%
Mr. SUN Changji (Vice Chairman)	6 out of 6	100%
Mr. HUA Qingshan	5 out of 6	83%
Mr. LI Zaohang	5 out of 6	83%
Mr. ZHOU Zaiqun	5 out of 6	83%
Mdm. ZHANG Yanling	6 out of 6	100%
<u>Independent Non-executive Directors</u>		
Dr. FUNG Victor Kwok King	6 out of 6	100%
Mr. SHAN Weijian	6 out of 6	100%
Mr. TUNG Chee Chen	5 out of 6	83%
Mr. TUNG Savio Wai-Hok (Note)	N/A	N/A
Mdm. YANG Linda Tsao	6 out of 6	100%
<u>Executive Director</u>		
Mr. HE Guangbei (Vice Chairman and Chief Executive)	6 out of 6	100%

Note: Mr. Savio Tung was appointed independent non-executive director on 1 December 2005, and no Board meeting was held in 2005 thereafter.

## Corporate Governance (continued)

### Audit Committee

As at the end of 2005, the Audit Committee had six members comprising one non-executive Director and five independent non-executive Directors. With the appointment of Mr. Koh Beng Seng as independent non-executive Director and member of the Audit Committee, which was approved by the Board on 23 March 2006, the Audit Committee now has seven members, six of whom are independent non-executive Directors (representing 86% thereof). The Committee is chaired by Mr. Shan Weijian, an independent non-executive Director.

The Committee assists the Board in fulfilling its oversight role over the Bank and its subsidiaries in, among others, the following areas:

- integrity of accounts and financial reporting process;
- internal control systems;
- effectiveness of internal audit function and performance appraisal of the head of internal audit;
- appointment of external auditors and assessment of their qualifications, independence and performance and, with authorisation of the Board, determination of their remuneration;
- periodic review and annual audit of the Bank's and the Group's accounts;
- compliance with applicable accounting standards as well as legal and regulatory requirements on financial disclosures;
- review and handle major risk events; and
- corporate governance framework of the Group and implementation thereof.

The work performed by the Audit Committee in 2005 included the review and, where applicable, approval of:

- the Bank's Directors' Report and financial statements for the year ended 31 December 2004 that were recommended to the Board for approval;
- the Bank's interim financial statements for the six months ended 30 June 2005 that were recommended to the Board for approval;
- the audit report and report on internal control recommendations submitted by the external auditors, and the on-site examination report issued by regulators;
- the re-appointment of external auditors, the audit fees payable to external auditors for the annual audit and interim review;
- the Group's internal audit plan for 2005 and key areas identified;
- the deployment of human resources and pay level of the Internal Audit, and the Department's budget for 2005; and
- the performance appraisal of the Head of Internal Audit.

During this year, the Audit Committee and the Board approved the “**Policy on Staff Reporting of Irregularities**” of the Group. Under the policy, employees of the Group can report any significant potential issues concerning the Group's business or other areas through appropriate channels without fear of unfair treatment. To enhance and ensure the independence of external auditors, the Audit Committee and the Board approved the “**Policy on External Auditors**”, which ensures that the Committee can effectively discharge its monitoring responsibility in respect of the recruitment, qualifications, independence and performance appraisal of external auditors.

In addition, the Audit Committee conducted an annual review of the effectiveness of the internal control systems of the Group in 2005. This review covered all material controls, including financial, operational and compliance controls as well as risk management. Upon completion of the review, the **Audit Committee considered that the key areas of the Group's internal control systems are reasonably implemented**, which provide prevention of material misstatement or loss, safeguard the Group's assets, maintain appropriate accounting records, ensure compliance with applicable laws and regulations, as well as fulfill the requirements of the Code regarding internal control systems in general. For detailed information on this topic, please refer to the “Internal Control” section below.

## Corporate Governance (continued)

### Audit Committee (continued)

Six Audit Committee meetings were held during the year with an average attendance rate of 90%. Individual attendance records of the relevant Directors are set out as follows:

Director	Number of committee meetings attended	Attendance rate
Mr. SHAN Weijian (Chairman)	6 out of 6	100%
Mr. ZHOU Zaiqun	4 out of 6	67%
Dr. FUNG Victor Kwok King	6 out of 6	100%
Mr. TUNG Chee Chen	5 out of 6	83%
Mdm. YANG Linda Tsao	6 out of 6	100%
Mr. TUNG Savio Wai-Hok (Note)	N/A	N/A

Note: Mr. Savio Tung was appointed a member of the Audit Committee on 1 December 2005 and no meeting was held in 2005 thereafter.

### Nomination and Remuneration Committee

The Nomination and Remuneration Committee currently has six members comprising two non-executive Directors and four independent non-executive Directors. The independent non-executive Directors represent two-thirds of the committee members. The Committee is chaired by Mr. Sun Changji, Vice-chairman of the Board.

The Committee assists the Board in fulfilling its oversight role over the Bank and its subsidiaries in, among others, the following areas:

- overall human resources and remuneration strategies of the Group;
- selection and nomination of Directors, Board Committee members and certain senior management members as specified by the Board from time to time;
- structure, size and composition (including skills, experience and knowledge) of Directors and Board Committee members;
- remuneration of Directors, Board Committee members and senior management; and
- effectiveness of the Board and Board Committees.

The work performed by the Committee in 2005 included the review and, where applicable, approval of:

- performance appraisal of the executive Director and senior management for year 2004;
- the proposal on staff bonus for year 2004 and salary adjustment for year 2005 for the Group, including the senior management;
- the key performance indicators of the Group and its senior management for year 2005;
- the medium-term human resources strategies of the Group;
- the “Policy on Independence of Directors”, “Procedures for the Nomination and Appointment of Independent Non-executive Directors”, “Policy on Directors’ Remuneration”, “Policy and Procedures on the Reimbursement of Board Members’ Expenses” and other important policy documents;
- the policies on performance appraisal of staff (including senior management), annual bonus policy and annual salary adjustment;
- the “Policy for the Employment of Employees of BOC Group”;
- the self-evaluation reports of the Board and Board Committees, which were organised and analysed by the Committee. The Committee also made recommendations to the Board regarding the results of the self-evaluation, with a view to further enhancing the role and effectiveness of the Board and Board Committees; and
- matters relating to the appointment of independent non-executive Directors to the Board.



## Corporate Governance (continued)

### Nomination and Remuneration Committee (continued)

Based on the successful experience in the recruitment of Directors and senior management, the Committee prepared and approved the **‘Procedures for Nomination and Appointment of Independent Non-executive Directors’**, thus further formalising the procedures for the nomination and appointment of independent non-executive Directors and enhancing the transparency of the same. Pursuant to the aforesaid, before the commencement of the nomination procedures, the Board will first consider and determine the need to establish an ad hoc Search Committee which is chaired by an independent non-executive Director with independent non-executive Directors forming the majority of its members, to undertake the assignment concerned and make recommendations to the Nomination and Remuneration Committee and the Board. The Search Committee will first take into account the existing skills, knowledge and experience of the Board and the business requirements of the Group in order to determine the key requirements for the new independent non-executive Director and objective criteria for selection. Such criteria will include relevant expertise, integrity, industry experience and independence. Committee members will recommend potential candidates to the Search Committee in accordance with those criteria. After discussion and selection, and subject to the potential candidate’s agreement in principle to join the Board, the Nomination and Remuneration Committee will review the recommendation for appointment and submit the same to the Board for final approval.

During the year, to ensure that the Board of Directors are reasonably compensated for their time and efforts dedicated to the Group and to institutionalise the process of reimbursing Directors for expenses incurred in connection with discharging their duties, the Committee approved policy documents like the “Policy on Directors’ Remuneration” and **‘Policy and Procedures on the Reimbursement of Board Members’ Expenses’**. In recommending the remuneration of Directors, the Committee makes reference to companies of comparable business type or scale, and the nature and quantity of work at both Board and Board Committee levels (including frequency of meetings and nature of agenda items) in order to compensate Directors reasonably for their time and efforts spent. The Committee will regularly review, deliberate and recommend the remuneration of Directors to the Board. Following the review by the Board, the proposed remuneration will be put to shareholders for final approval at general meetings. **No individual Director is allowed to participate in the procedures for deciding his/her individual remuneration package.**

The **Nomination and Remuneration Committee** also has the delegated responsibility to **determine the specific remuneration package of executive Directors and senior management**, including share options, benefits in kind, pension rights, etc. Currently the principal components of the Bank’s remuneration package for executive Directors and senior management include basic salary, discretionary bonus and other benefits in kind. A significant portion of the executive Director’s or senior management’s discretionary bonus is based on the Group’s and the individual’s performance during the year. The Committee reviews and approves the annual and long-term performance targets for senior management by reference to corporate goals and objectives approved by the Board from time to time. The Committee also reviews the performance of the senior management against the targets set on an ongoing basis, and reviews and approves the specific performance-based remuneration of the senior management.

**Five Nomination and Remuneration Committee meetings were held during the year with an average attendance rate of 92%.**

Individual attendance records of the relevant Directors are set out as follows:

Director	Number of committee meetings attended	Attendance rate
Mr. SUN Changji (Chairman)	5 out of 5	100%
Mr. LI Zaohang	4 out of 5	80%
Dr. FUNG Victor Kwok King	5 out of 5	100%
Mr. SHAN Weijian	4 out of 5	80%
Mr. TUNG Chee Chen	5 out of 5	100%
Mdm. YANG Linda Tsao (Note)	N/A	N/A

Note: Mdm. Yang became a member of the Committee on 1 December 2005 and no meeting was held in 2005 thereafter.

## Corporate Governance (continued)

### Risk Committee

The Risk Committee has four members. In 2005, three of the members were non-executive Directors and one was an independent non-executive Director. The Committee was chaired by Mr. Xiao Gang, the Chairman of the Board. To be in line with the best corporate governance practices, the Board agreed in March 2006 that Mr. Koh Beng Seng, the newly appointed independent non-executive Director, should replace Mr. Xiao Gang as the Chairman of the Risk Committee. Mr. Anthony Neoh, the former Senior Adviser to the Board, attended the Committee's meetings as an adviser. Mr. Neoh resigned from this position with effect from 1 January 2006.

The Committee assists the Board in fulfilling its oversight role over the Bank and its subsidiaries in, among others, the following areas:

- the establishment of the risk appetite and risk management strategy of the Group, and the determination of the Group's risk profile;
- the identification, assessment and management of material risks faced by the various business units of the Group;
- the review and assessment of the adequacy of the Group's risk management process, system and internal control; and
- the review and monitoring of the Group's compliance with the risk management process, system and internal control, including the Group's compliance with requirements of prudence and laws and regulations in business development.

Based on the approved Risk Management Policies Segmentation, the Risk Committee considered and approved a range of risk management policies in 2005, covering credit risk, market risk, operational risk, interest rate risk and liquidity risk. The Group's credit risk appetite was reviewed by the Risk Committee and submitted to the Board for approval. The Risk Committee also reviewed some relevant policies which had been previously approved. Furthermore, with the Board's authorisation, the Risk Committee approved a number of major transactions within its approval authority.

**Five Risk Committee meetings were held during the year with an average attendance rate of 87%.** Individual attendance records of the relevant Directors are set out as follows:

Director	Number of committee meetings attended	Attendance rate
Mr. XIAO Gang (Chairman)	5 out of 5	100%
Mr. HUA Qingshan	5 out of 5	100%
Mdm. ZHANG Yanling	3 out of 5	60%
Mr. TUNG Savio Wai-Hok (Note)	N/A	N/A

Note: Mr. Savio Tung was appointed a member of the Risk Committee on 1 December 2005 and no Committee meeting was held in 2005 thereafter.

### Strategy and Budget Committee

The Board resolved to establish the Strategy and Budget Committee in December 2005. In fact, commencing from 2004, the Board had set up the Budget Committee as an ad hoc committee to review the budget and business plan for the following year. In addition, the Board had formed the Strategy Development Group in early 2005, which was responsible for developing the mid to long term strategy of the Group and making suggestions to the Board. Given the importance of the budget and business plan as well as the mid to long term strategy, the Board decided to establish a standing Board Committee, which would be responsible for monitoring the implementation of the Group's mid to long term strategy approved by the Board and reviewing the annual financial budget and business plan presented by the Management. The Strategy and Budget Committee currently comprises of five members, namely, Mdm. Linda Tsao Yang and Mr. Tung Savio Wai-Hok, independent non-executive Directors, Messrs. Hua Qingshan and Zhou Zaiqun, non-executive Directors, and Mr. He Guangbei, Vice Chairman and Chief Executive. The Committee is chaired by Mdm. Yang, who has extensive experience in the banking sector.

## Corporate Governance (continued)

### Strategy and Budget Committee (continued)

The Committee assists the Board in fulfilling its oversight role over the Bank and its subsidiaries in, among others, the following areas:

- the review and monitoring of the Group's long term strategy;
- the review of the process for formulating the Group's long term strategy to ensure that it is sufficiently robust to take into account the appropriate range of alternatives;
- the monitoring of the implementation of the Group's long term strategy through agreed metrics and the offering of strategic guidance to the Management;
- the making of recommendations to the Board on the major investments, capital expenditure and strategic commitments of the Group and the monitoring of the implementation of the same; and
- the review and monitoring of the Group's regular/periodic (including annual) business plan and financial budget.

### Ad Hoc Committees

Three ad hoc committees, namely, Strategy Development Group, Search Committee, and Budget Committee, were established by the Board during the year to deal with matters specified by the Board.

#### Strategy Development Group

The Bank decided to establish the Strategy Development Group in early 2005 for formulating and recommending to the Board the Group's mid to long term strategies for business development. Mdm. Linda Tsao Yang, independent non-executive Director, was the convenor of the Strategy Development Group with members comprising representatives of the Board, the Management and the controlling shareholder, BOC. These members included Mr. He Guangbei, Mr. Zhou Zaiqun, Dr. Fung Victor Kwok King, Mr. Tung Chee Chen, Dr. Zhu Min and Mr. Raymond Lee Wing Hung. Mr. Shan Weijian also joined as an informal member. The Strategy Development Group met several times since its establishment. Its members were all highly devoted to their task and, after an in-depth analysis conducted by the Strategy Development Group, a forward-looking development strategy for the Group in the coming five years was mapped out. The strategy plan has been approved by the Board to be put into implementation.

#### Search Committee

To further enhance the independence and composition of the Board, the Search Committee was set up for selecting one to two suitable independent non-executive Directors to be recommended to the Nomination and Remuneration Committee and the Board for final approval. The Committee was chaired by Dr. Victor Fung Kwok King, independent non-executive Director. Its members included Mr. Sun Changji, Mr. He Guangbei and three independent non-executive Directors, namely, Mr. Shan Weijian, Mr. Tung Chee Chen and Mdm. Linda Tsao Yang. After several rounds of selection by the Search Committee and with the recommendation of the Nomination and Remuneration Committee, the Board ultimately resolved to approve that Mr. Tung Savio Wai-Hok and Mr. Koh Beng Seng be appointed independent non-executive Directors of the Bank with effect from 1 December 2005 and 23 March 2006 respectively.

#### Budget Committee

The Budget Committee was set up in August 2005 for the purpose of overseeing the budgeting and business planning process for 2006, and making recommendations to the Board. The Committee comprised of Mdm. Linda Tsao Yang, independent non-executive Director as convener and Messrs. Hua Qingshan and Zhou Zaiqun, non-executive Directors. Throughout the overseeing process, there was close communication between the Committee and the Management, and the heads of all major business departments and principal subsidiaries of the Group participated in discussions with the Committee. Recommendations made by the Committee were reviewed and accepted by the Board when finalising the Group's 2006 budget and business plan.

## Corporate Governance (continued)

### Directors' Securities Transactions

The Group has adopted the "Code for Securities Transactions by Directors" to govern securities transactions by Directors. Having made specific enquiry of all Directors, all the Directors confirmed that they had complied with the standards set out in the said Code throughout year 2005.

### External Auditors

Pursuant to the "Policy on External Auditors" approved by the Board in 2005, the **Audit Committee** reviewed and monitored and **was satisfied with the independence and objectivity of PricewaterhouseCoopers**, the Group's external auditors, **and the effectiveness of their audit procedures**, based on the principles and standards set out in the policy that were in line with international best practices. Upon the recommendation of the Audit Committee, the Board will propose that PricewaterhouseCoopers be re-appointed as auditors of the Group at the Bank's 2006 annual general meeting. Subject to authorisation by the shareholders, the Board will authorise the Audit Committee to determine the remuneration of PricewaterhouseCoopers.

For 2005, the fee charged by PricewaterhouseCoopers was HK\$35 million, of which HK\$27 million were for audit services and 8 million were related to other services. For 2004, the fee charged by PricewaterhouseCoopers was HK\$39 million, of which HK\$24 million (including the review of the 2004 interim results) were for audit services and HK\$15 million were related to other services.

With the Board's authorisation, the Audit Committee deliberated and approved the fee of HK\$27 million for audit services and the fee of HK\$8 million for non-audit services provided by PricewaterhouseCoopers in 2005. The Audit Committee was satisfied that the non-audit services did not affect the independence of PricewaterhouseCoopers. The non-audit services fees comprised mainly the tax related services fee of HK\$2 million, the due diligence fee of HK\$2 million and the accounting consultation fee of HK\$3 million.

### Internal Control

The Board has the responsibility to ensure that the Group maintains sound and effective internal controls to safeguard the Group's assets.

The internal control system is designed to provide reasonable, but not absolute, assurance against material misstatement or loss; to manage rather than completely eliminate the risk of system failure; and to assist in the achievement of the Group's objectives. In addition to safeguarding the Group's assets, it also ensures the maintenance of proper accounting records and compliance with relevant laws and regulations.

Starting from 2005, the Group conducts an annual review of the effectiveness of its internal control systems covering all material controls, including financial, operational and compliance controls as well as risk management. The review is conducted by making reference to the guidelines and definitions given by the regulatory and professional bodies for the purpose of assessing five different internal control elements, namely, the control environment, risk assessment, control activities, information and communication, and monitoring. The assessment covers all the major internal controls and measures, including financial, operational and compliance controls as well as risk management functions. The annual review is coordinated by the Group's Internal Audit, which, after the Management and various business departments have performed their self-assessment, will carry out independent examination and other post-assessment work on the review process and results. The results of the 2005 review had been reported to the Audit Committee and the Board.

---

## Corporate Governance (continued)

### Internal Control

The Audit Committee and the Board considered that the key areas of the Group's internal control systems are reasonably implemented, which provide prevention of material misstatement or loss, safeguard the Group's assets, maintain appropriate accounting records, ensure compliance with applicable laws and regulations, as well as fulfill the requirements of the Code regarding internal control systems in general.

The key procedures that the Group has essentially established and implemented to provide internal controls are summarised as follows:

- With a management that has an established organisational structure, delineation of authority and responsibility, the Group has established written policies and procedures to ensure reasonable checks and balances for all the operating units, reasonable safeguard for the Group's assets, implementation of internal controls and adherence to relevant laws and regulations and risk management in its operations.
- The Management draws up and continuously monitors the implementation of the Group's strategies, business plans and financial budgets. The accounting and management systems that are in place provide the basis for evaluating financial and operational performance.
- The Group has various risk management and human resources policies. There are specific units and personnel that are responsible for identifying, assessing and managing all the major risks. These include reputation, strategic, legal, compliance, credit, market, operation, liquidity and interest rate risks. (The Group's risk management governance structure is given on page 219 to page 226 in this Annual Report.)
- The Group has established an information technology governance structure that produces a range of reports on information systems and management, including information on the monitoring of various business units, financial information and operating performance. Such information facilitates the Management, business units and the regulatory bodies in assessing and monitoring the Group's operations and performance. Further, proper communication channels and reporting mechanisms are in place at various business units and levels to ensure exchange of information.
- Pursuant to a risk-based approach and in accordance with the internal audit plan approved by the Audit Committee, the Group's Internal Audit conducts independent reviews on areas including financial activities, various business units, various kinds of risks, operations and activities. Audit reports are submitted directly to the Audit Committee. The Internal Audit will closely follow up the items that require attention and put forward recommendations for improvement.
- The Audit Committee reviews the reports submitted by external auditors to the Group's Management in connection with the annual audit as well as the recommendations made by regulatory bodies on internal control. The Internal Audit will follow up the same on a continuous basis to ensure timely implementation of the recommendations, and will also periodically report the status of the implementation to the Management and the Audit Committee.

### Directors' Responsibility Statement in relation to Accounts

The following statement should be read in conjunction with the auditors' statement of their responsibilities as set out in the auditors' report contained in this Annual Report. The statement is made with a view to distinguishing for shareholders the respective responsibilities of the Directors and of the auditors in relation to the accounts.

The Directors are required by the Hong Kong Companies Ordinance to prepare accounts, which give a true and fair view of the state of affairs of the Bank. The accounts should be prepared on a going concern basis unless it is not appropriate to do so. The Directors have responsibility for ensuring that the Bank keeps accounting records which disclose with reasonable accuracy at any time the financial position of the Bank and which enable them to ensure that the accounts comply with the requirements of the Hong Kong Companies Ordinance. The Directors also have general responsibilities for taking such steps as are reasonably open to them to safeguard the assets of the Group and to prevent and detect fraud and other irregularities.

## **Corporate Governance (continued)**

### **Directors' Responsibility Statement in relation to Accounts (continued)**

The Directors consider that in preparing the accounts contained in this Annual Report, the Bank has adopted appropriate accounting policies which have been consistently applied with the support of reasonable and prudent judgements and estimates, and that all accounting standards which they consider to be applicable have been followed.

## 審計師報告

致中國銀行(香港)有限公司全體股東

(於香港註冊成立之有限公司)

本審計師已完成審核第 30 頁至第 207 頁之賬目，該等賬目乃按照香港普遍採納之會計原則編製。

### 董事及審計師各自之責任

香港公司條例規定董事須編製真實兼公平之賬目。在編製該等真實兼公平之賬目時，董事必須採用適當之會計政策，並且貫徹應用該等會計政策。

本審計師之責任是根據審核之結果，對該等賬目出具獨立意見，並按照香港公司條例第 141 條僅向全體股東報告，除此之外，本報告別無其他目的。本審計師不會就本報告的內容向任何人士負上或承擔任何責任。

### 意見之基礎

本審計師已按照香港會計師公會所頒佈之香港審計準則進行審核工作。審核範圍包括以抽查方式查核與賬目所載數額及披露事項有關之憑證，亦包括評審董事於編製賬目時所作之重大估計和判斷，所採用之會計政策是否適合貴銀行與貴集團之具體情況，及有否貫徹應用並足夠披露該等會計政策。

本審計師在策劃和進行審核工作時，均以取得所有本審計師認為必需之資料及解釋為目標，以便獲得充分憑證，就該等賬目是否存有重大錯誤陳述，作出合理之確定。在作出意見時，本審計師亦已評估該等賬目所載之資料在整體上是否足夠。本審計師相信我們之審核工作已為下列意見提供合理之基礎。

### 意見

本審計師認為，上述之賬目足以真實兼公平地顯示貴銀行與貴集團於 2005 年 12 月 31 日結算時之財務狀況，及貴集團截至該日止年度之盈利及現金流量，並按照香港公司條例妥為編製。



羅兵咸永道會計師事務所

香港執業會計師

香港，2006 年 3 月 23 日

## Report of the Auditors

AUDITORS' REPORT TO THE SHAREHOLDERS OF  
BANK OF CHINA (HONG KONG) LIMITED  
(incorporated in Hong Kong with limited liability)

We have audited the accounts on pages 30 to 207 which have been prepared in accordance with accounting principles generally accepted in Hong Kong.

### Respective responsibilities of directors and auditors

The Hong Kong Companies Ordinance requires the directors to prepare accounts which give a true and fair view. In preparing accounts which give a true and fair view it is fundamental that appropriate accounting policies are selected and applied consistently.

It is our responsibility to form an independent opinion, based on our audit, on those accounts and to report our opinion solely to you, as a body, in accordance with section 141 of the Hong Kong Companies Ordinance, and for no other purpose. We do not assume responsibility towards or accept liability to any other person for the contents of this report.

### Basis of opinion

We conducted our audit in accordance with Hong Kong Standards on Auditing issued by the Hong Kong Institute of Certified Public Accountants. An audit includes examination, on a test basis, of evidence relevant to the amounts and disclosures in the accounts. It also includes an assessment of the significant estimates and judgements made by the directors in the preparation of the accounts, and of whether the accounting policies are appropriate to the circumstances of the Bank and the Group, consistently applied and adequately disclosed.

We planned and performed our audit so as to obtain all the information and explanations which we considered necessary in order to provide us with sufficient evidence to give reasonable assurance as to whether the accounts are free from material misstatement. In forming our opinion we also evaluated the overall adequacy of the presentation of information in the accounts. We believe that our audit provides a reasonable basis for our opinion.

### Opinion

In our opinion the accounts give a true and fair view of the state of affairs of the Bank and of the Group as at 31 December 2005 and of the profit and cash flows of the Group for the year then ended and have been properly prepared in accordance with the Hong Kong Companies Ordinance.



**PricewaterhouseCoopers**

Certified Public Accountants

Hong Kong, 23 March 2006



**綜合損益賬**
**Consolidated Profit and Loss Account**

截至 12 月 31 日止年度

For the year ended 31 December

		附註 Notes	2005 港幣百萬元 HK\$ m	2004 港幣百萬元 HK\$ m
利息收入	Interest income		25,875	15,678
利息支出	Interest expense		(13,038)	(4,487)
<b>淨利息收入</b>	<b>Net interest income</b>	6	<b>12,837</b>	11,191
服務費及佣金收入	Fees and commission income		4,110	4,306
服務費及佣金支出	Fees and commission expenses		(1,055)	(1,083)
<b>淨服務費及佣金收入</b>	<b>Net fees and commission income</b>	7	<b>3,055</b>	3,223
淨交易性收入	Net trading income	8	1,674	1,118
其他經營收入	Other operating income	9	295	320
<b>經營收入</b>	<b>Operating income</b>		<b>17,861</b>	15,852
經營支出	Operating expenses	10	(5,730)	(5,504)
<b>提取貸款減值準備 / 撥備前 經營溢利</b>	<b>Operating profit before impairment/provisions on advances</b>		<b>12,131</b>	10,348
貸款減值準備撥回	Reversal of loan impairment allowances on advances	11	2,645	-
呆壞賬撥回	Write-back of bad and doubtful debts	12	-	1,628
<b>經營溢利</b>	<b>Operating profit</b>		<b>14,776</b>	11,976
重組準備撥回	Write-back of restructuring provisions		209	-
出售 / 重估固定資產之 淨收益	Net gain from disposal of/revaluation of fixed assets	13	84	1,392
出售 / 公平值調整投資物業之 淨收益	Net gain from disposal of/fair value adjustments on investment properties	14	1,396	721
提早贖回持有至到期日 證券之淨(虧損) / 收益	Net (loss)/gain from early redemption of held-to-maturity securities		(4)	2
出售可供出售證券之淨虧損	Net loss from disposal of available-for-sale securities		(104)	-
持有至到期日證券之減值撥備撥 回	Reversal of impairment losses on held-to-maturity securities		12	-
出售聯營公司之淨收益	Net gain on disposal of an associate		-	50
出售附屬公司之淨虧損	Net loss on disposal of subsidiaries		(10)	-
聯營公司權益之減值撥備 撥回	Reversal of impairment losses on interests in associates		4	152
應佔聯營公司之溢利扣減虧損	Share of profits less losses of associates		4	(16)
<b>除稅前溢利</b>	<b>Profit before taxation</b>		<b>16,367</b>	14,277
稅項	Taxation	15	(2,711)	(2,127)
<b>年度溢利</b>	<b>Profit for the year</b>		<b>13,656</b>	12,150
<b>應佔溢利：</b>	<b>Attributable to：</b>			
本銀行股東權益	Equity holders of the Bank	16	13,492	11,992
少數股東權益	Minority interests		164	158
			<b>13,656</b>	<b>12,150</b>
<b>股息</b>	<b>Dividends</b>	17	<b>8,264</b>	7,963

**綜合資產負債表**
**Consolidated Balance Sheet**

於 12 月 31 日

As at 31 December

		附註 Notes	2005 港幣百萬元 HK\$ m	2004 港幣百萬元 HK\$ m
<b>資產</b>	<b>ASSETS</b>			
庫存現金及短期資金	Cash and short-term funds	21	115,575	102,647
一至十二個月內到期之銀行及其他 金融機構存款	Placements with banks and other financial institutions maturing between one and twelve months		47,611	107,581
貿易票據	Trade bills		3,039	1,086
交易性證券及公平值變化計入損益 的其他金融資產	Trading securities and other financial instruments at fair value through profit or loss	22	9,652	-
衍生金融工具	Derivative financial instruments	23	5,184	-
香港特別行政區政府負債證明書	Hong Kong SAR Government certificates of indebtedness		32,630	34,760
持有之存款證	Certificates of deposit held	24	19,464	22,338
貸款及其他賬項	Advances and other accounts	25	335,355	309,211
證券投資	Investment in securities			
- 可供出售證券	- Available-for-sale securities	28	42,794	-
- 持有至到期日證券	- Held-to-maturity securities	29	164,042	181,050
- 貸款及應收款	- Loans and receivables	30	13,080	-
- 投資證券	- Investment securities	31	-	50
- 其他證券投資	- Other investments in securities	32	-	8,288
聯營公司權益	Interests in associates	34	61	62
固定資產	Fixed assets	35	18,316	16,496
投資物業	Investment properties	36	7,539	5,381
遞延稅項資產	Deferred tax assets	42	4	12
其他資產	Other assets	37	7,755	7,813
資產總額	Total assets		<b>822,101</b>	<b>796,775</b>
<b>負債</b>	<b>LIABILITIES</b>			
香港特別行政區流通紙幣	Hong Kong SAR currency notes in circulation	38	32,630	34,760
銀行及其他金融機構之存款及結餘	Deposits and balances of banks and other financial institutions		40,655	34,440
交易性負債及公平值變化計入損益 的其他金融工具	Trading liabilities and other financial instruments at fair value through profit or loss	39	7,924	-
衍生金融工具	Derivative financial instruments	23	4,193	-
客戶存款	Deposits from customers	40	633,100	632,496
發行之存款證	Certificates of deposit issued			
- 按公平值變化計入損益	- at fair value through profit or loss	39	3,829	-
- 按攤銷成本	- at amortised cost		136	3,788
遞延稅項負債	Deferred tax liabilities	42	3,055	947
其他賬項及準備	Other accounts and provisions	43	21,754	25,837
負債總額	Total liabilities		<b>747,276</b>	<b>732,268</b>

**綜合資產負債表 (續) Consolidated Balance Sheet (continued)**


於 12 月 31 日

As at 31 December


		附註	2005	2004
		Notes	港幣百萬元	港幣百萬元
			HK\$' m	HK\$' m
資本	<b>EQUITY</b>			
少數股東權益	Minority interests		<u>1,298</u>	<u>1,239</u>
股本	Share capital	44	<u>43,043</u>	43,043
儲備	Reserves	45	<u>30,484</u>	<u>20,225</u>
本銀行股東應佔股本和儲備	Capital and reserves attributable to the equity holders of the Bank		<u>73,527</u>	<u>63,268</u>
資本總額	Total equity		<u>74,825</u>	<u>64,507</u>
負債及資本總額	Total liabilities and equity		<u>822,101</u>	<u>796,775</u>

經董事會於 2006 年 3 月 23 日  
通過核准並由以下人士代表簽署：


Approved by the Board of Directors on 23 March 2006 and signed on behalf of the Board by:




肖鋼 XIAO Gang  
董事 Director



孫昌基 SUN Changji  
董事 Director



和廣北 HE Guangbei  
董事 Director



李永鴻 LEE Wing Hung  
財務總監 Chief Financial Officer

**資產負債表**

於 12 月 31 日

**Balance Sheet**

As at 31 December

		附註 Notes	2005 港幣百萬元 HK\$ m	2004 港幣百萬元 HK\$ m
<b>資產</b>	<b>ASSETS</b>			
庫存現金及短期資金	Cash and short-term funds	21	92,225	78,501
一至十二個月內到期之銀行及其他 金融機構存款	Placements with banks and other financial institutions maturing between one and twelve months		32,793	96,250
貿易票據	Trade bills		1,796	681
交易性證券及公平值變化計入損益 的其他金融資產	Trading securities and other financial instruments at fair value through profit or loss	22	7,336	-
衍生金融工具	Derivative financial instruments	23	4,818	-
香港特別行政區政府負債證明書	Hong Kong SAR Government certificates of indebtedness		32,630	34,760
持有之存款證	Certificates of deposit held	24	14,061	15,026
貸款及其他賬項	Advances and other accounts	25	280,046	257,958
證券投資	Investment in securities			
- 可供出售證券	- Available-for-sale securities	28	41,913	-
- 持有至到期日證券	- Held-to-maturity securities	29	148,595	157,209
- 貸款及應收款	- Loans and receivables	30	8,414	-
- 投資證券	- Investment securities	31	-	39
- 其他證券投資	- Other investments in securities	32	-	7,899
附屬公司權益	Interests in subsidiaries	33	12,904	13,412
聯營公司權益	Interests in associates	34	28	27
固定資產	Fixed assets	35	13,900	12,409
投資物業	Investment properties	36	6,920	4,651
其他資產	Other assets	37	8,457	7,054
<b>資產總額</b>	<b>Total assets</b>		<b>706,836</b>	<b>685,876</b>
<b>負債</b>	<b>LIABILITIES</b>			
香港特別行政區流通紙幣	Hong Kong SAR currency notes in circulation	38	32,630	34,760
銀行及其他金融機構之存款及結餘	Deposits and balances of banks and other financial institutions		40,054	33,847
交易性負債及公平值變化計入損益 的其他金融工具	Trading liabilities and other financial instruments at fair value through profit or loss	39	4,343	-
衍生金融工具	Derivative financial instruments	23	3,899	-
客戶存款	Deposits from customers	40	535,256	533,718
發行之存款證	Certificates of deposit issued			
- 按公平值變化計入損益	- at fair value through profit or loss	39	2,975	-
- 按攤銷成本	- at amortised cost		-	2,771
遞延稅項負債	Deferred tax liabilities	42	2,517	672
其他賬項及準備	Other accounts and provisions	43	16,971	20,357
<b>負債總額</b>	<b>Total liabilities</b>		<b>638,645</b>	<b>626,125</b>

**資產負債表 (續)**

**Balance Sheet (continued)**


於 12 月 31 日

As at 31 December


		附註	2005	2004
		Notes	港幣百萬元	港幣百萬元
			HK\$' m	HK\$' m
<b>資本</b>	<b>EQUITY</b>			
股本	Share capital	44	<b>43,043</b>	43,043
儲備	Reserves	45	<b>25,148</b>	16,708
本銀行股東應佔股本和儲備	Capital and reserves attributable to the equity holders of the Bank		<b>68,191</b>	59,751
負債及資本總額	Total liabilities and equity		<b>706,836</b>	685,876

經董事會於 2006 年 3 月 23 日  
通過核准並由以下人士代表簽署：


Approved by the Board of Directors on 23 March 2006 and signed on behalf of the Board by:




肖鋼 XIAO Gang  
董事 Director



孫昌基 SUN Changji  
董事 Director



和廣北 HE Guangbei  
董事 Director



李永鴻 LEE Wing Hung  
財務總監 Chief Financial Officer

**綜合權益變動結算表**
**Consolidated Statement of Changes in Equity**

歸屬於本銀行股東

Attributable to equity holders of the Bank

		股本 Share capital	房產 重估儲備 Premises revaluation reserve	投資物業 重估儲備 Investment properties revaluation reserve	換算儲備 Translation reserve	可供出售 證券公平值 變動儲備 Reserve for fair value changes of available-for- -sale securities	法定儲備* Regulatory reserve*	留存盈利 Retained earnings	總計 Total	少數股東 權益 Minority interests	資本總額 Total equity
於 2004 年 1 月 1 日	At 1 January 2004	43,043	261	-	(10)	-	-	12,908	56,202	1,156	57,358
年度之淨溢利	Net profit for the year	-	-	-	-	-	-	11,992	11,992	158	12,150
貨幣換算差額	Currency translation difference	-	-	-	5	-	-	-	5	-	5
2003 年中期股息	2003 interim dividend	-	-	-	-	-	-	-	-	(55)	(55)
2004 年中期股息	2004 interim dividend	-	-	-	-	-	-	(7,963)	(7,963)	(44)	(8,007)
物業重估	Revaluation of properties	-	2,866	629	-	-	-	-	3,495	29	3,524
因物業出售之重估儲備 轉撥	Release upon disposal of properties	-	(17)	(6)	-	-	-	17	(6)	-	(6)
由股東權益計入遞延稅項 負債	Release to deferred tax liabilities	-	(457)	-	-	-	-	-	(457)	(5)	(462)
於 2004 年 12 月 31 日	At 31 December 2004	<u>43,043</u>	<u>2,653</u>	<u>623</u>	<u>(5)</u>	<u>-</u>	<u>-</u>	<u>16,954</u>	<u>63,268</u>	<u>1,239</u>	<u>64,507</u>
本銀行及附屬公司 聯營公司	Bank and subsidiaries Associates	43,043	2,653	623	(5)	-	-	16,987	63,301	-	-
		-	-	-	-	-	-	(33)	(33)	-	-
		<u>43,043</u>	<u>2,653</u>	<u>623</u>	<u>(5)</u>	<u>-</u>	<u>-</u>	<u>16,954</u>	<u>63,268</u>	<u>-</u>	<u>-</u>
於 2005 年 1 月 1 日	At 1 January 2005	43,043	2,653	623	(5)	-	-	16,954	63,268	1,239	64,507
早期列賬	As previously reported	43,043	2,653	623	(5)	-	-	16,954	63,268	1,239	64,507
期初調整 (附註 4)	Opening adjustments (Note 4)	-	-	(623)	-	-	3,410	(226)	2,561	37	2,598
期初調整後餘額	Balance after opening adjustments	43,043	2,653	-	(5)	-	3,410	16,728	65,829	1,276	67,105
年度之淨溢利	Net profit for the year	-	-	-	-	-	-	13,492	13,492	164	13,656
貨幣換算差額	Currency translation difference	-	-	-	1	-	-	-	1	-	1
2004 年中期股息	2004 interim dividend	-	-	-	-	-	-	-	-	(55)	(55)
2005 年中期股息	2005 interim dividend	-	-	-	-	-	-	(8,264)	(8,264)	(111)	(8,375)
房產重估	Revaluation of premises	-	3,287	-	-	-	-	-	3,287	29	3,316
可供出售證券之公平值 變化計入股東權益	Change in fair value of available-for-sale securities taken to equity	-	-	-	-	(293)	-	-	(293)	-	(293)
因房產出售之重估儲備 轉撥	Release upon disposal of premises	-	(269)	-	-	-	-	269	-	-	-
由股東權益(計入)/貸 記遞延稅項負債	Release (to)/from deferred tax liabilities	-	(506)	-	-	43	-	-	(463)	(5)	(468)
由可供出售證券轉至持有 至到期日證券產生之攤 銷	Amortisation with respect to available-for-sale securities transfer to held-t-o-maturity securities	-	-	-	-	5	-	(33)	(28)	-	(28)
因撤銷確認可供出售證券 之儲備轉撥	Release of reserve upon derecognition of available-for-sale securities	-	-	-	-	-	-	(34)	(34)	-	(34)
留存盈利轉撥	Transfer from retained earnings	-	-	-	-	-	116	(116)	-	-	-
於 2005 年 12 月 31 日	At 31 December 2005	<u>43,043</u>	<u>5,165</u>	<u>-</u>	<u>(4)</u>	<u>(245)</u>	<u>3,526</u>	<u>22,042</u>	<u>73,527</u>	<u>1,298</u>	<u>74,825</u>
本銀行及附屬公司 聯營公司	Bank and subsidiaries Associates	43,043	5,165	-	(4)	(245)	3,526	22,071	73,556	-	-
		-	-	-	-	-	-	(29)	(29)	-	-
		<u>43,043</u>	<u>5,165</u>	<u>-</u>	<u>(4)</u>	<u>(245)</u>	<u>3,526</u>	<u>22,042</u>	<u>73,527</u>	<u>-</u>	<u>-</u>

\* 除按香港會計準則第 39 號對貸款提取減值準備外，按金管局要求撥轉部分留存盈利至法定儲備用作銀行一般風險之用（包括未來損失或其他不可預期風險）。

\* In accordance with the requirements of HKMA, the amounts are set aside for general banking risks, including future losses or other unforeseeable risks, in addition to the loan impairment allowances on advances recognised under HKAS 39.

**權益變動結算表**
**Statement of Changes in Equity**

歸屬於本銀行股東

Attributable to equity holders of the Bank

		可供出售 證券公平值 變動儲備					資本總額	
		投資物業 重估儲備			Reserve for fair value changes of available-for- -sale securities	法定儲備*	留存盈利	資本總額
		房產 重估儲備	投資物業 重估儲備	Investment properties revaluation	Regulatory reserve*	Retained earnings	Total equity	
股本		Premises revaluation	Premises revaluation	Premises revaluation	Regulatory reserve*	Retained earnings	Total equity	
Share capital		reserve	reserve	reserve	securities	earnings	equity	
港幣百萬元		港幣百萬元	港幣百萬元	港幣百萬元	港幣百萬元	港幣百萬元	港幣百萬元	
HK\$ m		HK\$ m	HK\$ m	HK\$ m	HK\$ m	HK\$ m	HK\$ m	
於 2004 年 1 月 1 日	At 1 January 2004	43,043	214	-	-	10,936	54,193	
年度之淨溢利	Net profit for the year	-	-	-	-	11,381	11,381	
2004 年中期股息	2004 interim dividend	-	-	-	-	(7,963)	(7,963)	
物業重估	Revaluation of properties	-	1,887	564	-	-	2,451	
因物業出售之重估儲備轉撥	Release upon disposal of properties	-	(16)	-	-	16	-	
由股東權益計入遞延稅項負債	Release to deferred tax liabilities	-	(311)	-	-	-	(311)	
於 2004 年 12 月 31 日	At 31 December 2004	<u>43,043</u>	<u>1,774</u>	<u>564</u>	<u>-</u>	<u>14,370</u>	<u>59,751</u>	
於 2005 年 1 月 1 日	At 1 January 2005							
早期列賬	As previously reported	43,043	1,774	564	-	14,370	59,751	
期初調整 (附註 4)	Opening adjustments (Note 4)	-	(12)	(564)	-	(160)	(2,115)	
期初調整後餘額	Balance after opening adjustments	<u>43,043</u>	<u>1,762</u>	<u>-</u>	<u>-</u>	<u>14,210</u>	<u>61,866</u>	
年度之淨溢利	Net profit for the year	-	-	-	-	12,778	12,778	
2005 年中期股息	2005 interim dividend	-	-	-	-	(8,264)	(8,264)	
房產重估	Revaluation of premises	-	2,519	-	-	-	2,519	
可供出售證券之公平值變化計入股東權益	Change in fair value of available-for-sale securities taken to equity	-	-	-	(265)	-	(265)	
因房產出售之重估儲備轉撥	Release upon disposal of premises	-	(41)	-	-	41	-	
由股東權益 (計入) / 貸記遞延稅項負債	Release (to)/from deferred tax liabilities	-	(422)	-	38	-	(384)	
由可供出售證券轉至持有至到期日證券產生之攤銷	Amortisation with respect to available-for-sale securities transfer to held-to-maturity securities	-	-	-	5	(31)	(26)	
因撤銷確認可供出售證券之儲備轉撥	Release of reserve upon derecognition of available-for-sale securities	-	-	-	-	(33)	(33)	
留存盈利轉撥	Transfer from retained earnings	-	-	-	-	130	(130)	
於 2005 年 12 月 31 日	At 31 December 2005	<u>43,043</u>	<u>3,818</u>	<u>-</u>	<u>(222)</u>	<u>2,981</u>	<u>68,191</u>	

\* 除按香港會計準則第 39 號對貸款提取減值準備外，按金管局要求撥轉部分留存盈利至法定儲備用作銀行一般風險之用 (包括未來損失或其他不可預期風險)。

\* In accordance with the requirements of HKMA, the amounts are set aside for general banking risks, including future losses or other unforeseeable risks, in addition to the loan impairment allowances on advances recognised under HKAS 39.

**綜合現金流量表**
**Consolidated Cash Flow Statement**

截至 12 月 31 日止年度

For the year ended 31 December

		附註	2005	2004
		Notes	港幣百萬元	港幣百萬元
			HK\$ m	HK\$ m
<b>經營業務之現金流量</b>	<b>Cash flows from operating activities</b>			
除稅前經營現金之流入 / (流出)	Operating cash inflow/(outflow) before taxation	46(a)	28,612	(2,286)
支付香港利得稅	Hong Kong profits tax paid		(2,342)	(1,287)
支付海外利得稅	Overseas profits tax paid		(32)	(6)
			<b>26,238</b>	<b>(3,579)</b>
<b>經營業務之現金流入 / (流出) 淨額</b>	<b>Net cash inflow/(outflow) from operating activities</b>			
			<b>26,238</b>	<b>(3,579)</b>
<b>投資業務之現金流量</b>	<b>Cash flows from investing activities</b>			
收取證券投資之股息	Dividends received from investments in securities		14	14
購入固定資產	Purchase of fixed assets		(569)	(450)
出售固定資產所得款項	Proceeds from disposal of fixed assets		505	153
出售投資物業所得款項	Proceeds from disposal of investment properties		270	1,048
出售投資證券所得款項	Proceeds from disposal of investment securities		-	3
出售附屬公司所得款項	Proceeds from disposal of subsidiaries	46(c)	61	-
出售聯營公司所得款項	Proceeds from disposal of an associate		-	50
聯營公司清盤分派所得款項	Proceeds from dissolution of associates		6	66
收取聯營公司股息	Dividend received from an associate		3	5
貸款予聯營公司	Loans to associates		-	(9)
聯營公司償還之貸款	Loans repaid by associates		-	289
			<b>290</b>	<b>1,169</b>
<b>投資業務之現金流入淨額</b>	<b>Net cash inflow from investing activities</b>			
			<b>290</b>	<b>1,169</b>
<b>融資業務之現金流量</b>	<b>Cash flows from financing activities</b>			
支付本銀行股東股息	Dividends paid to equity holders of the Bank		(6,456)	(7,748)
支付少數股東股息	Dividends paid to minority shareholders		(166)	(99)
			<b>(6,622)</b>	<b>(7,847)</b>
<b>融資業務之現金流出淨額</b>	<b>Net cash outflow from financing activities</b>			
			<b>(6,622)</b>	<b>(7,847)</b>
現金及等同現金項目增加 / (減少)	Increase/(decrease) in cash and cash equivalents		19,906	(10,257)
於 1 月 1 日之現金及等同現金項目	Cash and cash equivalents at 1 January		62,908	73,165
於 12 月 31 日之現金及等同現金項目	Cash and cash equivalents at 31 December	46(b)	82,814	62,908



## 賬目附註

## Notes to the Accounts

### 1. 主要業務

### 1. Principal activities

本集團主要於香港從事提供銀行及相關之金融服務。

The Group is principally engaged in the provision of banking and related financial services in Hong Kong.

本銀行是一家於香港成立及上市的有限債務公司。公司註冊地址是香港花園道 1 號中銀大廈 14 樓。

The Bank is a limited liability company incorporated and listed in Hong Kong. The address of its registered office is 14/F, Bank of China Tower, 1 Garden Road, Hong Kong.

### 2. 重大會計政策摘要

### 2. Summary of significant accounting policies

用於編製本綜合賬目之主要會計政策詳列如下。除特別註明外，該等會計政策均被一致地應用於所有列示之財務年度中。

The principal accounting policies applied in the preparation of these consolidated accounts are set out below. These policies have been consistently applied to all the years presented, unless otherwise stated.

#### 2.1 編製基準

#### 2.1 Basis of preparation

本集團之綜合賬目乃按照香港會計師公會頒佈之香港財務報告準則（香港財務報告準則為一統稱，當中包括所有適用之香港財務報告準則、香港會計準則及詮釋）編製，並符合香港公認會計準則及香港公司條例之規定。本賬目並已完全遵守香港金融管理局發出之監管政策手冊內有關「本地註冊認可機構披露財務資料」要求，及符合香港聯合交易所有限公司上市條例有關財務披露之規定。

The consolidated accounts of the Group have been prepared in accordance with HKFRSs (HKFRSs is a collective term which includes all applicable individual Hong Kong Financial Reporting Standards, HKASs and Interpretations) issued by HKICPA, accounting principles generally accepted in Hong Kong and the requirements of the Hong Kong Companies Ordinance. These accounts also comply with the requirements set out in the guideline on "Financial Disclosure by Locally Incorporated Authorized Institutions" under the Supervisory Policy Manual issued by HKMA and the applicable disclosures provisions of the Rules Governing the Listing of Securities on the Stock Exchange.

本綜合賬目乃按歷史成本法編製，惟就重估可供出售證券、以公平值變化計入損益的金融資產及金融負債（包括衍生財務工具）以公開市場價值列賬之投資物業及以公開市場價值或重估扣減累計折舊及累計減值損失後列賬之房產作出調整。

The consolidated accounts have been prepared under the historical cost convention, as modified by the revaluation of available-for-sale securities, financial assets and financial liabilities (including derivative financial instruments) at fair value through profit or loss, investment properties which are carried at open market value and premises which are carried at open market value or revalued amount less accumulated depreciation and accumulated impairment losses.

按照香港財務報告準則編製賬目時，需採用若干重大之會計估算。管理層亦需於採用本集團之會計政策時作出有關判斷。當中涉及高度判斷、複雜之範疇、或對綜合賬目而言屬重大影響之假設及估算，已載於附註3。

The preparation of accounts in conformity with HKFRSs requires the use of certain critical accounting estimates. It also requires management to exercise its judgement in the process of applying the Group's accounting policies. The areas involving a higher degree of judgement or complexity, or areas where assumptions and estimates are significant to the consolidated accounts are disclosed in Note 3.

**賬目附註 (續)                      Notes to the Accounts (continued)**
**2. 重大會計政策摘要 (續)    2. Summary of significant accounting policies (continued)**
**2.1 編製基準 (續)**
**2.1 Basis of preparation (continued)**

採納新增 / 經修訂之香港財務報告準則

於 2005 年，本集團採納了以下與本集團營運相關之新增 / 經修訂之香港財務報告準則，除禁止追溯應用或根據各項準則之過渡性安排而准許非追溯應用之項目外，若干 2004 年之比較數字已被修訂。

**The adoption of new/revised HKFRSs**

In 2005, the Group adopted the new/revised HKFRSs as set out below, which are relevant to its operations. Certain 2004 comparatives have been amended other than those where retrospective application is prohibited or prospective application is allowed in the transitional provision of respective standards.

香港會計準則第 1 號 財務報表之呈報	HKAS 1	Presentation of Financial Statements
香港會計準則第 7 號 現金流量表	HKAS 7	Cash Flow Statements
香港會計準則第 8 號 會計政策、會計估量更改 及錯誤更正	HKAS 8	Accounting Policies, Changes in Accounting Estimates and Errors
香港會計準則第 10 號 資產負債表日後事項	HKAS 10	Events after the Balance Sheet Date
香港會計準則第 16 號 物業、廠房及設備	HKAS 16	Property, Plant and Equipment
香港會計準則第 17 號 租賃	HKAS 17	Leases
香港會計準則第 21 號 匯率變更之影響	HKAS 21	The Effects of Changes in Foreign Exchange Rates
香港會計準則第 24 號 有關連人士披露	HKAS 24	Related Party Disclosures
香港會計準則第 27 號 綜合及獨立財務報表	HKAS 27	Consolidated and Separate Financial Statements
香港會計準則第 28 號 聯營公司投資	HKAS 28	Investments in Associates
香港會計準則第 30 號 銀行及類似金融機構財務 報表之披露	HKAS 30	Disclosures in the Financial Statements of Banks and Similar Financial Institutions
香港會計準則第 32 號 金融工具 - 披露及呈報	HKAS 32	Financial Instruments: Disclosures and Presentation
香港會計準則第 33 號 每股盈利	HKAS 33	Earnings per Share
香港會計準則第 36 號 資產減值	HKAS 36	Impairment of Assets
香港會計準則第 38 號 無形資產	HKAS 38	Intangible Assets
香港會計準則第 39 號 金融工具 - 確認及計量	HKAS 39	Financial Instruments: Recognition and Measurement
香港會計準則第 40 號 投資物業	HKAS 40	Investment Property
香港會計準則詮釋第 21 號 所得稅項 - 收回經重 新估值之非折舊資產	HKAS-Int 21	Income Taxes – Recovery of Revalued Non-Depreciable Assets

**賬目附註 (續)                      Notes to the Accounts (continued)**

**2. 重大會計政策摘要 (續)    2. Summary of significant accounting policies (continued)**

**2.1 編製基準 (續)**

**2.1 Basis of preparation (continued)**

採納新增 / 經修訂之香港  
財務報告準則 (續)

香港財務報告準則第 2 號  
基於股權之支付

香港財務報告準則第 5 號  
待售非流動資產及已終  
止業務

採納新增 / 經修訂之香港  
會計準則第 7,8,10,16,  
27,28,30,33,36,38 號及香  
港財務報告準則第 2 號並無  
導致本集團之會計政策出  
現重大變動, 現概述如下:

香港會計準則第 1 號  
香港會計準則第 1 號影響對  
少數股東權益、應佔聯營公  
司除稅後業績及其他披露  
之呈列。

**The adoption of new/revised HKFRSs (continued)**

HKFRS 2                      Share-based Payment

HKFRS 5                      Non-current Assets Held for Sale and Discontinued Operations

The adoption of new/revised HKASs 7,8,10,16,27,28,30,33,36,38 and HKFRS 2 did not result in substantial changes to the Group's accounting policies. In summary:

HKAS 1

HKAS 1 has affected the presentation of minority interest, share of net after-tax results of associates and other disclosures.

**賬目附註 (續)                      Notes to the Accounts (continued)**

**2. 重大會計政策摘要 (續)    2. Summary of significant accounting policies (continued)**

**2.1 編製基準 (續)**

**採納新增 / 經修訂之香港  
財務報告準則 (續)**

**香港會計準則第 17 號**

採納經修訂之香港會計準則第 17 號導致租約業權土地之會計政策出現變動，對能可靠劃分之土地部分由固定資產重新分類為經營租賃。為取得租約業權土地而預付的款項，將按直線法於租賃期內計入損益賬。於以往年度，租約業權土地以公平值或重估值扣減其後折舊列賬。由於本集團以租約業權型式擁有之物業，其土地及房產部分之價值被評定為未能可靠分攤，因此以租約業權型式擁有之物業之處理與過往年度沒有差別。

**香港會計準則第 21 號**

香港會計準則第 21 號，本集團已按照經修訂準則之指引，重新評估綜合實體各別之功能貨幣。除位處香港以外之實體外，所有集團內之實體於其個別賬目內，均使用統一之功能貨幣作為其呈列貨幣。

**2.1 Basis of preparation (continued)**

**The adoption of new/revised HKFRSs (continued)**

**HKAS 17**

The adoption of revised HKAS 17 has resulted in a change in the accounting policy relating to the reclassification of leasehold land from fixed assets to operating leases if the land element can be split reliably. The up-front prepayments made for the leasehold land will then be expensed in the profit and loss account on a straight-line basis over the period of the lease. In prior years, the leasehold land was accounted for at fair value or revalued amount less subsequent depreciation. It is determined that the values of the land and building elements of the Group's leasehold properties cannot be split reliably, the treatment of the leasehold properties is consistent with prior years.

**HKAS 21**

In HKAS 21, the functional currency of each of the consolidated entities has been re-evaluated based on the guidance to the revised standard. All the Group entities except those located outside Hong Kong have the same functional currency as the presentation currency for the respective entities' accounts.

---

**賬目附註 (續)                      Notes to the Accounts (continued)**

**2. 重大會計政策摘要 (續)    2. Summary of significant accounting policies (continued)**

**2.1 編製基準 (續)**

採納新增 / 經修訂之香港  
財務報告準則 (續)

香港會計準則第 24 號

就此等賬目而言，倘本集團  
有能力直接或間接控制另  
一方，或可對另一方之財務  
及經營決策發揮重大影響  
力，反之亦然，或倘本集團  
與此方人士受到共同控  
制，則該等人士被視為有關  
連人士。有關連人士可為個  
人或實體。

採納香港會計準則第 24 號

「有關連人士披露」影響了  
有關連人士之定義及其他  
有關連人士之披露。有關準  
則需披露主要高層人員的  
薪酬，亦規定本集團披露與  
國有企業進行之有關連人  
士交易，因為與該等以盈利  
為導向之國有企業進行之  
有關連人士交易不再獲豁  
免披露。

**2.1 Basis of preparation (continued)**

**The adoption of new/revised HKFRSs (continued)**

HKAS 24

For the purposes of these accounts, parties are considered to be related to the Group if the Group has the ability, directly or indirectly, to control the party or exercise significant influence over the party in making financial and operating decisions, or vice versa, or where the Group and the party are subject to common control. Related parties may be individuals or entities.

The adoption of HKAS 24 "Related Party Disclosures" has affected the identification of related parties and some other related-party disclosures. This HKAS requires the disclosure of the compensation of key management personnel. In addition, it requires the Group to disclose related party transactions with state-controlled entities as these profit-oriented state-controlled entities are no longer exempted from disclosure.

賬目附註 (續)

Notes to the Accounts (continued)

2. 重大會計政策摘要 (續) 2. Summary of significant accounting policies (continued)

2.1 編製基準 (續)

2.1 Basis of preparation (continued)

採納新增 / 經修訂之香港財務報告準則 (續)

The adoption of new/revised HKFRSs (continued)

香港會計準則第 32 號及第 39 號

HKAS 32 and HKAS 39

採納香港會計準則第 32 號導致在附註內各適用部分需提供更多之專用詞、條件、會計政策、金融工具之風險及公平值之資料。

The adoption of HKAS 32 has resulted in providing additional disclosures of terms, conditions, accounting policies, risk and fair values of financial instruments throughout the notes to the accounts.

採納香港會計準則第 39 號導致與金融工具之確認與計量有關之會計政策出現變動，詳情已列於附註 2.5、2.8 至 2.11、以及 2.13 內。

The adoption of HKAS 39 has resulted in changes in the accounting policies relating to the recognition and measurement of financial instruments with details set out in notes 2.5, 2.8 to 2.11 and 2.13.

香港會計準則第 40 號

HKAS 40

採納經修訂之香港會計準則第 40 號導致投資物業之會計政策變更，即把投資物業之公平值變動列入損益賬。於以往年度，公平值之增加是撥入投資物業重估儲備內。而公平值之減少則首先按投資組合基準與之前估值之增加互相抵銷，其後再於損益賬內支銷。

The adoption of revised HKAS 40 has resulted in a change in the accounting policy for investment properties as changes in fair values are now recorded in the profit and loss account. In prior years, the increases in fair value were credited to the investment properties revaluation reserve. Decreases in fair value were first set off against increases on earlier valuations on a portfolio basis and thereafter were expensed in the profit and loss account.

香港會計準則詮釋第 21 號

HKAS-Int 21

採納經修訂之香港會計準則詮釋第 21 號導致有關計算重估投資物業所產生之遞延所得稅項負債之會計政策有所改變。該等遞延所得稅項負債是按透過使用該資產而回收其賬面值所帶來之稅務後果計算。於以往年度，資產賬面值預期於出售時回收，並無確認遞延所得稅項負債。

The adoption of revised HKAS-Int 21 has resulted in a change in the accounting policy relating to the measurement of deferred income tax liability arising from the revaluation of investment properties. Such deferred income tax liability is measured on the basis of tax consequences that would follow from the recovery of the carrying amount of that asset through use. In prior years, the carrying amount of that asset was expected to be recovered through sale and no deferred income tax liability was recognised.

## 賬目附註 (續)                      Notes to the Accounts (continued)

### 2. 重大會計政策摘要 (續)    2. Summary of significant accounting policies (continued)

#### 2.1 編製基準 (續)

##### 採納新增 / 經修訂之香港財務報告準則 (續)

香港財務報告準則第 5 號採納香港財務報告準則第 5 號導致有關收回抵押資產之會計政策有所轉變。收回抵押資產會列示於「其他資產」項下之「收回資產」，而相應之貸款及減值準備則予以註銷。收回抵押資產按已註銷貸款之賬面值及收回抵押品之可變現淨值中較低者列賬。

於以往年度，已收回抵押品之貸款及應收款均會繼續以「客戶貸款」於資產負債表上列賬，而其賬面值會調減至收回資產之可變現淨值。

所有會計政策變動均按照相關準則之過渡性條文執行，而本集團所採納之所有會計準則均需追溯應用，惟以下準則除外：

香港會計準則第 39 號 - 不容許以追溯生效之基準確認、註銷及計量金融資產及負債。本集團仍採用以往之香港會計實務準則第 24 號「證券投資會計」列示 2004 年之證券投資及對沖關係之比較數字。因香港會計實務準則第 24 號及香港會計準則第 39 號之會計差異而需作出之調整，已於 2005 年 1 月 1 日被評定及確認。

#### 2.1 Basis of preparation (continued)

##### The adoption of new/revised HKFRSs (continued)

##### HKFRS 5

The adoption of HKFRS 5 has resulted in a change in accounting policy for repossessed collateral assets. Repossessed collateral assets are reported as “Repossessed assets” under “Other assets” and the relevant loans and impairment allowances are derecognised. The repossessed collateral assets are measured at lower of carrying amount of derecognised loans and net realisable value of the repossessed collateral.

In prior years, loans and advances where assets had been repossessed continued to be reported as “Advances to customers” on the balance sheet and the carrying value was adjusted down to net realisable value of the repossessed assets.

All changes in the accounting policies have been made in accordance with the transition provisions in the respective standards. All standards adopted by the Group require retrospective application other than:

HKAS 39 – does not permit recognition, derecognition and measurement of financial assets and liabilities in accordance with these standards on a retrospective basis. The Group continued to apply the previous standard, SSAP 24 “Accounting for investments in securities”, to investments in securities and also to hedge relationships for the 2004 comparative information. The adjustments required for the accounting differences between SSAP 24 and HKAS 39 are determined and recognised at 1 January 2005.

## 賬目附註 (續)

## Notes to the Accounts (continued)

### 2. 重大會計政策摘要 (續) 2. Summary of significant accounting policies (continued)

#### 2.1 編製基準 (續)

#### 2.1 Basis of preparation (continued)

##### 採納新增 / 經修訂之香港財務報告準則 (續)

香港會計準則第 40 號 - 並無規定本集團重新列示比較數字,任何調整應記入 2005 年 1 月 1 日之留存盈利內,包括投資物業重估儲備之重新分類。

香港會計準則詮釋第 21 號 - 根據香港會計準則詮釋第 21 號,對投資物業重估盈餘需計提遞延所得稅項。由於追溯應用的金額不重大,以往年度之比較數字並未有重新列示。

香港財務報告準則第 5 號 - 於採納日期後以非追溯應用方式採用。

香港會計師公會已頒佈多項新增及經修訂之香港財務報告準則,於 2006 年 1 月 1 日或以後之會計期間生效。本集團並無提早採納以下與本集團有關之新準則或詮釋:

香港會計準則第 1 號 (經修訂) 資本之披露

香港會計準則第 39 號 (經修訂) 預計集團內交易之現金流對沖會計

香港會計準則第 39 號 (經修訂) 公平價值法之選擇  
香港財務報告準則第 7 號 金融工具 - 披露  
香港會計準則詮釋第 4 號 釐定一項安排是否包括租賃

本集團已就新頒佈之香港財務報告準則之影響作出評估,但現時並未能評定該等新增之香港財務報告準則會否對本集團之營運業績及財政狀況構成重大影響。

##### The adoption of new/revised HKFRSs (continued)

HKAS 40 does not require the Group to restate the comparative information and any adjustment should be made to retained earnings as at 1 January 2005, including the reclassification of any amount held in revaluation surplus for investment property.

HKAS-Int 21—deferred income tax is provided on revaluation surplus of investment properties in accordance with HKAS-Int 21. As the retrospective effect is immaterial, no restatement of prior year comparative figures has been made.

HKFRS 5 – applied prospectively after the adoption date.

The HKICPA has issued a number of new and revised HKFRSs which are effective for accounting periods beginning on or after 1 January 2006. The Group has not early adopted any of the following new Standards or Interpretations which are relevant to the Group:

HKAS 1 (Amendment) Capital Disclosures

HKAS 39 (Amendment) Cash Flow Hedge Accounting of Forecast Intragroup Transactions

HKAS 39 (Amendment) The Fair Value Option

HKFRS 7 Financial Instruments: Disclosures

HKFRS-Int 4 Determining whether an Arrangement contains a Lease

The Group has already commenced an assessment of the impact of these new HKFRSs but is not yet in a position to state whether these new HKFRSs would have a significant impact on its results of operations and financial position.



## 賬目附註 (續)

## Notes to the Accounts (continued)

### 2. 重大會計政策摘要 (續) 2. Summary of significant accounting policies (continued)

#### 2.2 綜合賬目

綜合賬目包括本銀行及各附屬公司截至 12 月 31 日止之賬目。

##### (a) 附屬公司

附屬公司是由本集團直接或間接控制董事會之組成之實體，或透過控制過半數投票權或持有過半數已發行股本，而賦予本集團能監控該實體之財務及營運政策。於評估本集團對另一實體是否具有控制權時，因現時可行使或可轉換而產生的潛在投票權及其影響亦需計算在內。附屬公司於控制權轉移至本集團當日起全數併入綜合賬內，並於控制權終止當日不再併賬。

本集團於購入附屬公司時，會以購入法進行會計核算。收購成本是按交易當日本集團所轉讓的資產、所發行的權益性工具、所產生或承擔的負債的公平價值總額，加上因收購而直接產生之成本而計量。無論少數股東權益所佔分額多少，於業務合併時被收購的可辨認資產、負債及需承擔之或然負債均會按收購日的公平值作初始計量。收購成本超出本集團於可辨認淨資產中應佔分額的部分會列為商譽。若收購成本少於被收購附屬公司的淨資產額，該差異將直接於損益賬內確認。

#### 2.2 Consolidation

The consolidated accounts include the accounts of the Bank and its subsidiaries made up to 31 December.

##### (a) Subsidiaries

Subsidiaries are those entities in which the Group, directly or indirectly, controls the composition of the Board of Directors, controls more than half of the voting power or holds more than half of the issued share capital that entitle the Group to govern the financial and operating policies of the entities. The existence and effect of any potential voting rights that are currently exercisable or convertible are considered when assessing whether the Group controls another entity. Subsidiaries are fully consolidated from the date on which control is transferred to the Group. They are de-consolidated from the date that control ceases.

The purchase method of accounting is used to account for any acquisition of subsidiaries by the Group. The cost of an acquisition is measured as the fair value of the assets given, equity instruments issued and liabilities incurred or assumed at the date of exchange, plus costs directly attributable to the acquisition. Identifiable assets acquired and liabilities and contingent liabilities assumed in a business combination are measured initially at their fair values as of the acquisition date, irrespective of the extent of any minority interest. The excess of the cost of acquisition over the fair value of the Group's share of the identifiable net assets acquired is recorded as goodwill. If the cost of acquisition is less than the fair value of the net assets of the subsidiary acquired, the difference is recognised directly in the profit and loss account.

## 賬目附註 (續)

## Notes to the Accounts (continued)

### 2. 重大會計政策摘要 (續) 2. Summary of significant accounting policies (continued)

#### 2.2 綜合賬目 (續)

#### 2.2 Consolidation (continued)

##### (a) 附屬公司 (續)

##### (a) Subsidiaries (continued)

所有集團內公司間之交易、結餘及未實現盈利已沖銷；除非交易能提供證據證明所轉移資產已出現減值，否則未實現虧損亦應予以沖銷。如有需要，附屬公司之會計政策需作出調整以確保本集團採用一致之會計政策。

Inter-company transactions, balances and unrealised gains on transactions between group companies are eliminated; unrealised losses are also eliminated unless the transaction provides evidence of impairment of the assets transferred. Where necessary, accounting policies of subsidiaries are changed to ensure consistency with the policies adopted by the Group.

列於本銀行資產負債表內之附屬公司投資，是按成本值扣除減值損失準備列賬。附屬公司之業績是按已收及應收股息之基準列入本銀行賬目。

In the Bank's balance sheet, the investments in subsidiaries are stated at cost less allowance for impairment losses. The results of subsidiaries are accounted for by the Bank on the basis of dividends received and receivable.

出售附屬公司之收益或虧損指下列之差額：a) 出售權益之所得，及 b) 集團應佔該公司之資產淨值，包括收購時扣減累計減值損失後之商譽及任何有關之累計外幣換算差額。

The gain or loss on the disposal of a subsidiary represents the difference between: a) the proceeds of the sale and, b) the Group's share of its net assets including goodwill on acquisition net of any accumulated impairment loss and any related accumulated foreign currency translation difference.

少數股東權益指外界股東在附屬公司之經營業績及資產淨值中擁有之權益。

Minority interests represent the interests of outside shareholders in the operating results and net assets of subsidiaries.

##### (b) 聯營公司

##### (b) Associates

聯營公司是指本集團對其有重大影響但無控制權的所有實體，一般是本集團持有該實體 20%至 50%投票權之股權。對聯營公司之投資均以權益法入賬，並按成本作初始確認。本集團之聯營公司權益包括扣減累計減值損失後之商譽及任何有關之累計外幣換算差額。

Associates are all entities over which the Group has significant influence but not control, generally accompanying a shareholding of between 20% and 50% of the voting rights. Investments in associates are accounted for using the equity method of accounting and are initially recognised at cost. The Group's interests in associates includes goodwill on acquisition net of any accumulated impairment loss and any related accumulated foreign currency translation difference.

## 賬目附註 (續)

## Notes to the Accounts (continued)

### 2. 重大會計政策摘要 (續) 2. Summary of significant accounting policies (continued)

#### 2.2 綜合賬目 (續)

##### (b) 聯營公司 (續)

本集團於購入後將應佔聯營公司之損益記入損益賬內,而集團所佔購入後之儲備變動部分則記入儲備內。於購入後之累計變動則會於投資成本值上作出調整。當本集團應佔聯營公司之虧損等於或超過了對該聯營公司之權益時,除非本集團須履行已產生之責任或已代聯營公司支付款項,否則將不會計入更多的虧損。

本集團與聯營公司之間交易所產生的未實現盈利按本集團擁有聯營公司的權益比例予以沖銷。除非交易能提供證據證明所轉移資產已出現減值,否則未實現虧損亦應予以沖銷。

列於本銀行之資產負債表內之聯營公司權益,是按成本值扣除減值損失準備列賬。聯營公司之業績將按已收及應收股息之基準列入本銀行賬目。

#### 2.3 分類報告

業務分類,是指提供產品和服務並在本集團內可以區別出來的一些運作部分,具體劃分是按照風險與回報決定的。一個地區分類,是指在一個獨特經濟環境下提供產品和服務、並在本集團內可區別出來的一個運作部分,具體劃分是按照經營運作在不同經濟環境下所面對的風險與回報而決定的。

#### 2.2 Consolidation (continued)

##### (b) Associates (continued)

The Group's share of the post-acquisition profits or losses of associates is recognised in the profit and loss account, and its share of post-acquisition movements in reserves is recognised in reserves. The cumulative post-acquisition movements are adjusted against the cost of the investment. When the Group's share of losses in an associate equals or exceeds its interest in the associate, the Group does not recognise further losses unless the Group has incurred obligations or made payments on behalf of the associates.

Unrealised gains on transactions between the Group and its associates are eliminated to the extent of the Group's interest in the associates. Unrealised losses are also eliminated unless the transaction provides evidence of an impairment of the asset transferred.

In the Bank's balance sheet, any interests in associates are stated at cost less allowance for impairment losses. The results of associates are accounted for by the Bank on the basis of dividends received and receivable.

#### 2.3 Segmental reporting

A business segment is a distinguishable component of the Group that is engaged in providing products and services and that is subject to risks and returns that are different from those of other business segments. A geographical segment is a distinguishable component of the Group that is engaged in providing products or services within a particular economic environment and that is subject to risks and returns that are different from those of components operating in other economic environments.

## 賬目附註 (續)

## Notes to the Accounts (continued)

### 2. 重大會計政策摘要 (續) 2. Summary of significant accounting policies (continued)

#### 2.4 外幣換算

#### 2.4 Foreign currency translation

本集團內各實體之賬目所載項目，乃採用該實體營運之主要經濟環境所使用之貨幣（「功能貨幣」）計量。綜合賬目以本銀行之功能及呈列貨幣（即港幣）呈列。

Items included in the accounts of each of the Group's entities are measured using the currency of the primary economic environment in which the entity operates (the "functional currency"). The consolidated accounts are presented in Hong Kong dollars, which is the Bank's functional and presentation currency.

外幣交易按平均匯率或交易當日之匯率換算至功能貨幣。因外幣交易結算所產生之匯兌損益直接於損益賬內確認。以外幣結算之資產及負債按結算日之收市匯率換算。換算差額於損益賬內確認，惟屬非貨幣項目所產生之換算差額除外，如被分類為可供出售金融資產之股權項目所產生之換算差額則記入權益項下之公平值變動儲備。

Foreign currency transactions are translated into the functional currency using average exchange rates or the exchange rates prevailing at the dates of the transactions. Foreign exchange gains and losses resulting from the settlement of foreign currency transactions are recognised directly in the profit and loss account. Assets and liabilities denominated in foreign currencies are translated at the closing rate at the balance sheet date. The differences arising from translation are recognised in the profit and loss account except for translation differences on non-monetary items such as equity classified as available-for-sale financial assets are included in the fair value change reserve in equity.

所有本集團內非以港幣為功能貨幣之實體，其業績及財務狀況按以下方式換算為港幣：

The results and financial position of all Group entities that have a functional currency different from Hong Kong dollars are translated into Hong Kong dollars as follows:

- 資產及負債按結算日之收市匯率換算；
- 收入及支出按平均匯率換算；及
- 所有產生之換算差額於權益項目下之貨幣換算儲備內確認。

- assets and liabilities are translated at the closing rate at the balance sheet date;
- income and expenses are translated at average exchange rates; and
- all resulting exchange differences are recognised in the currency translation reserve in equity.

於合併賬目時，換算對外國實體之淨投資、借款及其他被指定為對沖此投資的貨幣工具所產生之兌換差額需列入股東權益。當出售該外國實體投資時，此外幣兌換差額需列作為出售盈虧的一部分，並確認於損益賬內。

On consolidation, exchange differences arising from the translation of the net investment in foreign entities, and of borrowings and other currency instruments designated as hedges of such investments are taken to shareholders' equity. When a foreign entity is sold, such exchange differences are recognised in the profit and loss account, as part of the gain or loss on sale.

賬目附註 (續)

Notes to the Accounts (continued)

2. 重大會計政策摘要 (續) 2. Summary of significant accounting policies (continued)

2.5 衍生金融工具及對沖會計

由2004年1月1日至2004年12月31日

資產負債表外之金融工具包括衍生工具，例如本集團在外匯、利率、股票及其他市場上進行之期貨、遠期、掉期、期權及其他交易合約。此等衍生工具之會計處理則視乎集團在發生衍生交易合約時，所定之交易目的屬於買賣或作為風險對沖之用而定。

非用作風險對沖的衍生金融工具均列為持作交易之用途。對用作買賣而進行之交易，均以市場劃價方式按公平值列賬。交易所掛牌買賣之合約之公平值按市場報價釐定。非交易所掛牌買賣之合約之公平值按交易員之報價、定價模型或具相似特徵之金融工具之報價釐定。因公平值變動而產生之收益或虧損已列入損益賬內之「外匯業務之淨收益 / (虧損)」或「其他交易業務之淨收益 / (虧損)」。

交易於進行市場劃價後，所產生之未實現盈利 / 虧損分別列賬於「其他資產」或「其他賬項及準備」內。

用作風險對沖之交易須於發生時清楚界定，並需展示此等風險對沖工具於整段對沖期間內，均能高度有效地達到抵銷所需對沖風險之目的。對沖工具按所對沖之資產、負債或持倉淨額等同之基準而估值。任何損益均按有關之資產、負債或持倉淨額所產生損益之等同基準確認為損益賬內。

2.5 Derivative financial instruments and hedge accounting

From 1 January 2004 to 31 December 2004

Off-balance sheet financial instruments included derivatives, such as futures, forwards, swaps, options and other transactions undertaken by the Group in the foreign exchange, interest rate, equity and other markets. The accounting for these derivatives was dependent on whether the transactions were undertaken for dealing or hedging purposes when the Group entered into a derivative contract.

Derivative financial instruments other than those transacted to hedge risk were deemed to be held for dealing purposes. Transactions undertaken for dealing purposes were marked to market at fair value. For exchange traded contracts, fair value was based on quoted market prices. For non-exchange traded contracts, fair value was based on dealers' quotes, pricing models or quoted prices for instruments with similar characteristics. The gain or loss arising from changes in fair value was recognised in the profit and loss account as "Net gain/(loss) from foreign exchange activities" or "Net gain/(loss) from other dealing activities".

Unrealised gains/losses on transactions which were marked to market were included in "Other assets" or "Other accounts and provisions".

Transactions undertaken for hedging purposes were designated at inception and the hedging instrument was required to be highly effective in accomplishing the objective of offsetting the risk being hedged throughout the life of the hedge. Hedging instruments were valued on an equivalent basis to the assets, liabilities or net positions that they were hedging. Any profit or loss was recognised in the profit and loss account on the same basis as that arising from the related assets, liabilities or net positions.

賬目附註 (續)

Notes to the Accounts (continued)

2. 重大會計政策摘要 (續) 2. Summary of significant accounting policies (continued)

2.5 衍生金融工具及對沖會計 (續)

由2004年1月1日至2004年12月31日 (續)

如衍生交易不再符合以上的風險對沖條件，該衍生工具將被視為持作交易之用途，並按上述方法處理。

由2005年1月1日起

衍生工具最初於訂立衍生工具合約之日按公平值確認，其後按公平值重新計量。公平值是根據活躍市場的報價釐定，包括最近之市場交易及通過使用估值方法（包括現金流量折現模型及期權定價模型）（如適用）。所有公平值為正值之衍生工具將被列為資產，公平值為負值則被列為負債。除非衍生工具已被界定為用作對沖，並且是屬於有效之對沖工具，則需按對沖會計之要求計量，否則，將被分類為以公平值變化計入損益下用作交易之類別。

除非在通過與相同工具（不經修改或重新包裝）之其他可觀察當前市場交易加以比較，或根據一項變數只包括可觀察市場數據的估值方法，以證明一項工具的公平值。若存在這種證據，本集團可於交易當日確認利潤。否則，於初始確認時，最佳顯示該衍生工具之公平值應為其交易價值（即已付或已收代價之公平值）。

2.5 Derivative financial instruments and hedge accounting (continued)

From 1 January 2004 to 31 December 2004 (continued)

If a derivative transaction no longer met the criteria for a hedge set out above, the derivative was deemed to be held for dealing purposes and was accounted for as set out above.

From 1 January 2005 onwards

Derivatives are initially recognised at fair value on the date on which a derivative contract is entered into and are subsequently re-measured at their fair values. Fair values are obtained from quoted market prices in active markets, including recent market transactions, and through the use of valuation techniques, including discounted cash flow models and options pricing models, as appropriate. All derivatives are carried as assets when fair value is positive and as liabilities when fair value is negative and are categorised as held for trading under fair value through profit or loss unless they are designated as hedges and are effective hedging instruments, then they are subject to measurement under the hedge accounting requirements.

The best evidence of the fair value of a derivative at initial recognition is the transaction price (i.e. the fair value of the consideration given or received) unless the fair value of that instrument is evidenced by comparison with other observable current market transactions in the same instrument (i.e. without modification or repackaging) or based on a valuation technique whose variables include only data from observable markets. When such evidence exists, the Group may recognise profits on the date of transaction.

賬目附註 (續)

Notes to the Accounts (continued)

2. 重大會計政策摘要 (續) 2. Summary of significant accounting policies (continued)

2.5 衍生金融工具及對沖會計 (續)

由2005年1月1日起 (續)

若干嵌藏於其他金融工具之衍生工具，例如藏於可轉換債券的轉換選擇權，若該嵌入衍生工具的經濟特徵及所具風險與所屬的主合同沒有密切關係，且主合同並非以公平值變化計入損益計量，則該嵌入衍生工具會作為獨立衍生工具處理。該類嵌藏的衍生工具以公平值計量，而公平值之變動則確認於損益賬內。

本集團指定若干衍生工具以對沖已確認之資產、負債或為確切承擔之公平值作對沖 (公平值對沖) 被指定為此類對沖之衍生工具，會採用對沖會計入賬。

本集團於交易發生時會記錄對沖工具與相關被對沖項目之關係、風險管理目的和進行各類對沖交易時所採取之策略。本集團並於對沖活動發生時及期間，評估有關衍生工具能否高度有效地抵銷相關被對沖項目之公平值變動，並作出記錄。此等乃符合採用對沖會計方法處理之先決條件。

2.5 Derivative financial instruments and hedge accounting (continued)

From 1 January 2005 onwards (continued)

Certain derivatives embedded in other financial instruments, such as the conversion option in a convertible bond, are treated as separate derivatives when their economic characteristics and risks are not closely related to those of the host contract and the host contract is not carried at fair value through profit or loss. These embedded derivatives are measured at fair value with changes in fair value recognised in the profit and loss account.

The Group designates certain derivatives as hedges of the fair value of recognised assets or liabilities or firm commitments (fair value hedge). Hedge accounting is used for derivatives designated in this way.

The Group documents at inception the relationship between hedging instruments and hedged items, as well as its risk management objective and strategy for undertaking various hedge transactions. The Group also documents its assessment, both at the hedge inception and on an ongoing basis, of whether the derivatives that are used in hedging transactions are highly effective in offsetting changes in fair values of hedged items. These criteria should be met before a hedging can be qualified to be accounted for under hedge accounting.

賬目附註 (續)

Notes to the Accounts (continued)

2. 重大會計政策摘要 (續) 2. Summary of significant accounting policies (continued)

2.5 衍生金融工具及對沖會計 (續)

由2005年1月1日起 (續)

被界定為有效之公平值對沖，其衍生工具之公平值變動，連同被對沖之資產或負債之公平值變動，一併於損益賬內確認。

若對沖不再符合對沖會計之要求，於被對沖項目按實際利息法計算之賬面值上所作之調整，將於直至到期日之期間內攤銷至損益賬。而被對沖之股權證券之賬面值調整，則需保留於留存盈利內，直至該股權證券出售為止。

持作買賣用途，以及不符合對沖會計要求之衍生工具，其公平值變動即時於損益賬內確認。

2.6 財務工具之抵銷

若存在法律上可行使的權利，可對已確認入賬之項目進行抵銷，且有意以淨額方式結算，或將資產變現並同時清償債務，則金融資產及負債可予抵銷，並把淨額於資產負債表內列賬。

2.5 Derivative financial instruments and hedge accounting (continued)

From 1 January 2005 onwards (continued)

Changes in the fair value of derivatives that are designated and qualified as effective fair value hedges are recorded in the profit and loss account, together with any changes in the fair value of the hedged asset or liability that are attributable to the hedged risk.

If the hedge no longer meets the criteria for hedge accounting, the adjustment to the carrying amount of a hedged item for which the effective interest method is used is amortised to profit or loss over the period to maturity. The adjustment to the carrying amount of a hedged equity security remains in retained earnings until the disposal of the equity security.

For derivative instruments held for trading and those that do not qualify for hedge accounting, changes in their fair value are recognised immediately in the profit and loss account.

2.6 Offsetting financial instruments

Financial assets and liabilities are offset and the net amount reported in the balance sheet when there is a legally enforceable right to set off the recognised amounts and there is an intention to settle on a net basis, or realise the asset and settle the liability simultaneously.



賬目附註 (續)

Notes to the Accounts (continued)

2. 重大會計政策摘要 (續) 2. Summary of significant accounting policies (continued)

2.7 利息收入及支出、服務費及佣金收入及支出

由2004年1月1日至2004年12月31日

利息收入及支出在應計期間於損益賬內確認，惟呆壞賬利息則會被撥入暫記賬，並與資產負債表上之相關項目結餘對銷。服務費及佣金收入在集團賺取時確認，惟假若有關交易涉及之利率風險或其他風險超逾本會計期間，則按交易限期攤銷。持有之債務證券或已發行之債務工具之溢價及折讓，均作為部分之利息收入或支出，於購買日或發行日起至到期日止之期間內分攤入賬。

由2005年1月1日起

以攤餘成本列賬的所有金融工具，其利息收入及支出均採用實際利息法於損益賬內確認。

實際利息法是計算一項金融資產或金融負債之攤餘成本，以及在有關期間內攤分利息收入或利息支出之方法。實際利率是指將估計未來現金支出或收入，在金融工具之預計年期或較短的時間（如適用）內折現至金融資產或金融負債的賬面淨值的利率。本集團在計算實際利率時，會考慮金融工具的一切合約條款，以估計現金流量，但不會計及未來信貸虧損。計算範圍包括訂約雙方所支付或所收取的費用、溢價或折讓和點子，以及貸款貸出時產生而屬於整體有效收益一部分之相關費用及成本，並於金融工具之預計期限內攤銷。

2.7 Interest income and expense and fees and commission income and expense

From 1 January 2004 to 31 December 2004

Interest income and expense was recognised in the profit and loss account as it accrued, except in the case of doubtful debts, where interest was credited to a suspense account which was netted in the balance sheet against the relevant balances. Fees and commission income were recognised in the period when earned unless they related to transactions involving an interest rate risk or other risks which extended beyond the then current period, in which case they were amortised over the period of the transaction as commission. Premiums or discounts of debt securities held, or debt instruments in issue, were amortised over the period from the date of purchase or issue to the date of maturity, as part of interest income or interest expense.

From 1 January 2005 onwards

Interest income and expense are recognised in the profit and loss account for all instruments carried at amortised cost using the effective interest method.

The effective interest method is a method of calculating the amortised cost of a financial asset or a financial liability and of allocating the interest income or interest expense over the relevant period. The effective interest rate is the rate that exactly discounts estimated future cash payments or receipts through the expected life of the financial instrument or, when appropriate, a shorter period to the net carrying amount of the financial asset or financial liability. When calculating the effective interest rate, the Group estimates cash flows considering all contractual terms of the financial instrument but does not consider future credit losses. The calculation includes fees, premiums or discounts and basis points paid or received between parties to the contract, and directly attributable origination fees and costs which represent an integral part of the effective yield are amortised over the expected life of the financial instrument.

賬目附註 (續)

Notes to the Accounts (continued)

2. 重大會計政策摘要 (續) 2. Summary of significant accounting policies (continued)

2.7 利息收入及支出、服務費及佣金收入及支出 (續)

由2005年1月1日起 (續)

當一項金融資產或一組同類金融資產因出現減值損失而需折減其價值時，會按照計算減值損失時用以折現未來現金流量的利率，按折減後之價值確認利息收入。而日後釋出之貼現準備亦將確認為利息收入。

可供出售證券及以公平值變化計入損益之金融工具，以實際利息法計算所產生之收入及攤銷部分，仍於損益賬上確認為利息收入或利息支出。

服務費及佣金一般是當提供有關服務時，以應計基準按比例地於服務期間內確認。銀團貸款費是在有關之銀團貸款安排完成後，而本集團沒有為本身保留任何該貸款組合，或所保留之部分貸款與其他參與方之實際利率相同時，確認為收入。

2.8 金融資產

由2004年1月1日至2004年12月31日

除「其他證券投資」及持作買賣用途之衍生工具資產以公平值計量外，所有金融資產均以減除攤銷及減值準備後之成本值列賬。公平值變動所產生之盈利或虧損，於損益賬內確認。

於活躍市場內具報價之投資其公平值乃根據結算當日之市場中位價或收市價格釐定。

2.7 Interest income and expense and fees and commission income and expense (continued)

From 1 January 2005 onwards (continued)

Once a financial asset or a group of similar financial assets has been written down as a result of an impairment loss, interest income is recognised on the written down value using the rate of interest used to discount the future cash flows for the purpose of measuring the impairment loss. Subsequent unwinding of the discount allowance is recognised as interest income.

Income and amortisation derived using the effective interest method for available-for-sale securities and financial instruments at fair value through profit or loss continue to be recognised as interest income or interest expense in the profit and loss account.

Fees and commissions are generally recognised on an accrual basis ratably over the period when the related service has been provided. Loan syndication fees are recognised as revenue when the related syndication arrangement has been completed and the Group has retained no part of the loan package for itself or has retained a part at the same effective interest rate as that of other participants.

2.8 Financial assets

From 1 January 2004 to 31 December 2004

All financial assets were carried at cost less amortisation and impairment allowances, except for "Other investment in securities" and derivative assets held for dealing which were measured at fair value. Gains and losses from changes in fair value were recognised in the profit and loss account.

The fair values of quoted investments in active markets were based on current market mid prices or closing prices as at the balance sheet date.

## 賬目附註 (續)

## Notes to the Accounts (continued)

### 2. 重大會計政策摘要 (續) 2. Summary of significant accounting policies (continued)

#### 2.8 金融資產 (續)

由2005年1月1日起

本集團按以下類別對金融資產進行分類：以公平值變化計入損益的金融資產、貸款及應收款、持有至到期日投資、以及可供出售金融資產。管理層於初始確認時決定其投資之分類。金融資產是按持有目的作分類。所有金融資產乃於交易發生時或過渡至新香港財務報告準則時界定其分類，並以公平值作初始確認。除以公平值變化計入損益的金融資產外，其他金融資產之交易成本均已包含於攤餘成本內。

##### (1) 以公平值變化計入損益的金融資產

此類別金融資產含有兩個細類：持作交易用途之金融資產、以及於交易時或過渡至新香港財務報告準則時被界定為以公平值變化計入損益的金融資產。被界定為持作交易用途之金融資產是旨在短期內出售。符合以下條件之金融資產，一般會被界定為以公平值變化計入損益類別：

- 若該界定能消除或大幅減少因按不同基準計量金融資產或金融負債之價值，或確認其盈利或虧損，而出現不一致之計量或確認情況；或
- 若根據明文規定的風險管理或投資策略，有一組金融資產及金融負債需按公平值基準管理及評估表現，而內部亦根據該基準向管理層呈報有關該組資產及負債之資訊

#### 2.8 Financial assets (continued)

From 1 January 2005 onwards

The Group classifies its financial assets into the following categories: financial assets at fair value through profit or loss; loans and receivables; held-to-maturity investments and available-for-sale financial assets. Management determines the classification of its investment at initial recognition. The classification depends on the purpose for which the financial assets were held. All financial assets are classified at inception or date of transition to the new HKFRS and are recognised initially at fair value. Except for financial assets carried at fair value through profit or loss, all transaction costs of financial assets are included in their amortised costs.

##### (1) Financial assets at fair value through profit or loss

This category has two sub-categories: financial assets held for trading, and those designated as at fair value through profit or loss at inception or date of transition to the new HKFRS. A financial asset is classified as held for trading if it is acquired principally for the purpose of selling in the short term. A financial asset is typically designated as at fair value through profit or loss if it meets the following criteria:

- it eliminates or significantly reduces a measurement or recognition inconsistency that would otherwise arise from measuring financial assets or financial liabilities or recognising the gains and losses on them on different bases; or
- a group of financial assets and financial liabilities is managed and its performance is evaluated on a fair value basis, in accordance with a documented risk management or investment strategy, and this is the basis on which information about these assets and liabilities is provided internally to the management.

賬目附註 (續)

Notes to the Accounts (continued)

2. 重大會計政策摘要 (續) 2. Summary of significant accounting policies (continued)

2.8 金融資產 (續)

由2005年1月1日起 (續)

(1) 以公平值變化計入損益的金融資產 (續)

以公平值變化計入損益的金融資產其後以公平值計量。作如此界定之金融資產，其交易成本將直接確認於損益賬。此類別之金融資產，其公平值變動將於產生時確認於損益賬內。

(2) 貸款及應收款

貸款及應收款是擁有固定或可確定之還款額及沒有於活躍市場上定價之非衍生工具金融資產，包括銀行及其他金融機構存款、沒有活躍市場的債務證券投資及客戶貸款及應收款。此類資產是在本集團直接向債務人提供金錢、貨品或服務時產生，且無意將該應收款作買賣交易。貸款及應收款按採用實際利息法計算的攤餘成本列賬。

(3) 持有至到期日投資

被分類為持有至到期日投資類別是指能於活躍市場中買賣，並擁有固定或可確定之還款額及還款期，以及本集團管理層有意向及能力持有至到期日之金融資產。持有至到期日投資是按採用實際利息法計算的攤餘成本列賬。若本集團出售其持有至到期日資產中多於不重大部分，則整個資產類別將受影響並需重新分類至可供出售金融資產。

2.8 Financial assets (continued)

From 1 January 2005 onwards (continued)

(1) Financial assets at fair value through profit or loss (continued)

Financial assets at fair value through profit or loss are subsequently measured at fair value. Transaction costs of financial assets so designated are taken directly to the profit and loss account. Changes in fair value of financial assets in this category are recognised in the profit and loss account as they arise.

(2) Loans and receivables

Loans and receivables are non-derivative financial assets with fixed or determinable payments that are not quoted in an active market, including placements with banks and other financial institutions, investment debt securities without an active market and loans and advances to customers. They arise when the Group provides money, goods or services directly to a debtor with no intention of trading the receivable. Loans and receivables are carried at amortised cost using the effective interest method.

(3) Held-to-maturity

Financial assets classified as held-to-maturity are those traded in active markets, with fixed or determinable payments and fixed maturities that the Group's management has both the positive intention and the ability to hold to maturity. Held-to-maturity investments are carried at amortised cost using the effective interest method. Were the Group to sell other than an insignificant amount of held-to-maturity assets, the entire category would be tainted and reclassified as available-for-sale.

賬目附註 (續)

Notes to the Accounts (continued)

2. 重大會計政策摘要 (續) 2. Summary of significant accounting policies (continued)

2.8 金融資產 (續)

由2005年1月1日起 (續)

(4) 可供出售金融資產被分類為可供出售金融資產乃被指定為此類者或並無歸入任何其他類別者。此類金融資產是有意被無期限持有，但可因應流動資金所需或利率、兌換率或股票價格變化而出售之投資。

可供出售金融資產以公平值計量。公平值與攤餘成本間之差額將直接確認於權益儲備內，直至該金融資產被註銷或減值時，則將在權益儲備內先前已確認之累計盈虧撥轉至損益賬內。

可供出售金融工具產生之利息會以實際利息法確認於損益賬內。被分類為可供出售股權工具之所得股息則於本集團收取股息之權利確定時於損益賬內確認。

2.8 Financial assets (continued)

From 1 January 2005 onwards (continued)

(4) Available-for-sale

Financial assets classified as available-for-sale are those that are either designated as such or are not classified in any of the other categories. They are intended to be held for an indefinite period of time, which may be sold in response to needs for liquidity or changes in interest rates, exchange rates or equity prices.

Available-for-sale financial assets are measured at fair value. The difference between fair value and amortised cost are recognised directly in equity, until the financial asset is derecognised or impaired at which time the cumulative gain or loss previously recognised in equity is then transferred to the profit and loss account.

Interest derived from available-for-sale financial instrument is recognised using the effective interest method in the profit and loss account. Dividends on equity instruments classified as available-for-sale are recognised in the profit and loss account when the Group's right to receive payment is established.

## 賬目附註 (續)

## Notes to the Accounts (continued)

### 2. 重大會計政策摘要 (續) 2. Summary of significant accounting policies (continued)

#### 2.9 金融負債

由2004年1月1日至2004年12月31日

除買賣證券短盤及用作買賣之衍生工具負債外，所有金融負債均以成本或攤餘成本列賬。買賣證券短盤及用作買賣之衍生工具負債以公平值列賬，任何由公平值變動所產生之盈利或虧損已確認於損益賬內。

由2005年1月1日起

本集團按以下類別分類金融負債：交易性負債、界定為以公平值變化計入損益的金融負債、存款、已發行債務證券及其他負債。所有金融負債於交易發生時界定其分類並以公平值進行初始確認。

##### (1) 交易性負債

旨在短期內購回之金融負債被分類為持作交易用途之負債，並以公平值列賬。公平值之變動所產生之盈利或虧損確認於損益賬內。

##### (2) 界定為以公平值變化計入損益的金融負債

金融負債可於交易時或過渡至新香港財務報告準則時被界定為以公平值變化計入損益之金融負債。被界定為此類別之金融負債包括若干已發行之存款證及若干嵌藏衍生工具之客戶存款。符合以下條件之金融負債一般會被界定為此類別：

- 若該界定能消除或大幅減少因按不同基準計量金融資產或金融負債之價值，或確認其盈利或虧損，而出現不一致之計量或確認情況；  
或

#### 2.9 Financial liabilities

From 1 January 2004 to 31 December 2004

All financial liabilities except short positions in trading securities and derivative liabilities held for dealing were carried at cost or amortised cost. Short positions in trading securities and derivative liabilities held for dealing were measured at fair value and any gains and losses from changes in fair value were recognised in the profit and loss account.

From 1 January 2005 onwards

The Group classifies its financial liabilities under the following categories: trading liabilities, financial liabilities designated as at fair value through profit or loss, deposits, debt securities in issue and other liabilities. All financial liabilities are classified at inception and recognised initially at fair value.

##### (1) Trading liabilities

A financial liability is classified as held for trading if it is incurred principally for the purpose of repurchasing in the short term. It is measured at fair value and any gains and losses from changes in fair value are recognised in the profit and loss account.

##### (2) Financial liabilities designated as at fair value through profit or loss

A financial liability can be designated as at fair value through profit or loss if it is so designated at inception or the date of transition to the new HKFRSs. Financial liabilities so designated include certain certificates of deposit issued and certain deposits received from customers that are embedded with derivatives. A financial liability is typically so designated if it meets the following criteria:

- it eliminates or significantly reduces a measurement or recognition inconsistency that would otherwise arise from measuring financial assets or financial liabilities or recognising the gains and losses on them on different bases; or

## 賬目附註 (續)                      Notes to the Accounts (continued)

### 2. 重大會計政策摘要 (續)    2. Summary of significant accounting policies (continued)

#### 2.9 金融負債 (續)

由2005年1月1日起 (續)

(2) 界定為以公平值變化計入損益的金融負債 (續)

- 若根據明文規定的風險管理或投資策略, 有一組金融資產及金融負債需按公平值基準管理及評估表現, 而內部亦根據該基準向管理層呈報有關該組資產及負債之資訊。

被界定為以公平值變化計入損益的金融負債以公平值列賬, 因公平值變化而產生之盈利或虧損確認於損益賬內。

(3) 存款、已發行債務證券及其他負債

除被分類為交易性負債或以公平值變化計入損益的金融負債外, 其他存款、已發行債務證券及其他金融負債均以攤餘成本列賬。

#### 2.10 證券及衍生工具之估值

由2004年1月1日至2004年12月31日

於活躍市場內具報價之投資及金融負債之公平值, 乃根據結算當日之中位價或收市價格釐定。

由2005年1月1日起

於活躍市場內具報價之金融資產及金融負債, 其公平值乃分別按當時之買盤價及當時之賣盤價釐定。若金融資產所處之市場並不活躍 (包括非上市證券), 本集團會以估值方法釐定其公平值, 包括運用當時之公平市場交易、折現現金流量分析、定價模型及其他市場參與者通用之估值方法。

#### 2.9 Financial liabilities (continued)

From 1 January 2005 onwards (continued)

(2) Financial liabilities designated as at fair value through profit or loss (continued)

- a group of financial assets and financial liabilities is managed and its performance is evaluated on a fair value basis, in accordance with a documented risk management or investment strategy, and this is the basis on which information about these assets and liabilities is provided internally to the management.

Financial liabilities designated at fair value through profit or loss are measured at fair value and any gains and losses from changes in fair value are recognised in the profit and loss account.

(3) Deposits, debt securities in issue and other liabilities

Deposits and debt securities in issue, other than those classified as trading liabilities or designated as at fair value through profit or loss, together with other financial liabilities are carried at amortised cost.

#### 2.10 Valuation of securities and derivatives

From 1 January 2004 to 31 December 2004

The fair values of quoted investments and financial liabilities in active markets were based on current market mid prices or closing prices as at the balance sheet date.

From 1 January 2005 onwards

The fair values of financial assets and financial liabilities that are quoted in active markets are based on current bid prices and current ask prices respectively. If the market for a financial asset is not active (including unlisted securities), the Group establishes fair value by using valuation techniques. These include the use of recent arm's length transactions, discounted cash flow analysis, option pricing models and other valuation techniques commonly used by market participants.

## 賬目附註 (續)

## Notes to the Accounts (continued)

### 2. 重大會計政策摘要 (續) 2. Summary of significant accounting policies (continued)

#### 2.11 金融工具之確認及撤銷

#### 2.11 Recognition and derecognition of financial instruments

以公平值變化計入損益可供出售及持有至到期日之金融資產，其買賣會於交易當日(即本集團購入或售出資產當日)確認。貸款及應收款(投資證券除外)於付出現金予借款人時確認。並非以公平值變化計入損益之金融資產於初始時以其公平值加上交易成本一併確認。在該等金融資產取得現金流之權利完結或本集團已轉讓所有風險及回報時，則撤銷對該等金融資產之確認。

Purchases and sales of financial assets at fair value through profit or loss, available-for-sale and held-to-maturity are recognised on the trade date, the date on which the Group purchases or sells the assets. Loans and receivables (except investment securities) are recognised when cash is advanced to the borrowers. Financial assets are initially recognised at fair value plus transaction costs for all financial assets not measured at fair value through profit or loss. Financial assets are derecognised when the rights to receive cash flows from the financial assets have expired or where the Group has transferred substantially all risks and rewards of ownership.

售出予交易對手之證券及票據，如根據回購協議，附有按預定價格並於將來指定時間回購之責任稱為「回購」。而向交易對手購入之證券及票據，如根據回銷協議，附有按預定價格於將來指定時間再出售予交易對手之責任則稱為「反向回購」。

Securities and bills sold to a counter-party with an obligation to repurchase at a pre-determined price on a specified future date under a repurchase agreement are referred to as Repos. Securities and bills purchased from a counter-party with an obligation to re-sell to the counter-party at a pre-determined price on a specified future date under a resale agreement are referred to as Reverse repos.

「回購」於初始時按已向交易對手所取得之實際現金額，列賬於應付銀行款項或銀行及其他金融機構之存款及結餘(如適用)。用作抵押回購協議之金融資產應列為投資證券或以公平值變化計入損益之金融資產。「反向回購」則於初始時按已付予交易對手之實際現金額，於資產負債表內列為庫存現金及應收銀行款項或銀行及其他金融機構存款(如適用)。於反向回購協議下所收到用作抵押之金融資產將不會列於資產負債表上。出售價與回購價之差額則以實際利息法於協議年期內分期確認為利息收入或利息支出。

Repos are initially recorded as due to banks, placements from banks and other financial institutions, as appropriate, at the actual amount of cash received from the counter-party. The financial assets used to collateralise repurchase agreements are recorded as investment securities or financial assets at fair value through profit or loss. Reverse repos are initially recorded in the balance sheet as cash and due from banks or placements with banks and other financial institutions, as appropriate, at the actual amount of cash paid to the counter-party. The financial assets received as collateral under reverse repurchase agreements are not recorded on the balance sheet. The difference between sale and repurchase price is recognised as interest income or interest expense over the life of the agreements using the effective interest method.



## 賬目附註 (續)

## Notes to the Accounts (continued)

### 2. 重大會計政策摘要 (續) 2. Summary of significant accounting policies (continued)

#### 2.12 貴金屬

貴金屬包括黃金、銀及其他貴金屬。與本集團交易活動相關之貴金屬於初始時以其公平值確認，其後再按結算日之市價重新計量。與本集團交易活動相關之貴金屬於進行市場劃價後所產生之盈利或虧損將包括於淨交易性收入內。

#### 2.12 Precious metals

Precious metals comprise gold, silver and other precious metals. Precious metals that are related to the Group's trading activities are initially recognised at fair value and subsequently re-measured at their respective market prices as of the balance sheet date. Mark-to-market gains or losses on precious metals related to the Group's trading activities are included in net trading income.

#### 2.13 金融資產減值

由2004年1月1日至2004年12月31日

在個別評估的基準下，當對貸款本息能否全數收回存有疑慮時，會針對個別相關貸款作出特殊準備。特殊準備將使資產之賬面值減至預期之可收回價值。當未能合理估計損失時，本集團則採用集團貸款分類程序所預設之撥備水平，對貸款中未有足夠押品擔保之部分進行計提。此外，本集團亦按預設之撥備水平，對履約貸款計提一般呆壞賬準備金。撥備在計提時於損益賬內確認。

貸款及應收款以外之其他金融資產，其賬面值會於每個結算日作出檢討，以評估有否出現減值之跡象。如預計可收回價值將低於其賬面值，資產之賬面值須調減至其可收回價值，減值損失於損益賬內確認。

#### 2.13 Impairment of financial assets

From 1 January 2004 to 31 December 2004

Provisions were made against specific loans and advances as and when there were doubts on the ultimate recoverability of principal and interest in full on an individually assessed basis. Specific provision was made to reduce the carrying value of the assets to their recoverable amount. Where it was not possible to reliably estimate the loss, the Group applied pre-determined provisioning levels to the unsecured portion of loans and advances based on the Group's loan classification procedures. In addition, amounts were set aside as a general provision for performing loans on pre-determined provisioning levels. Provisions were charged to the profit and loss account when provided.

Financial assets other than loans and advances were reviewed on each balance sheet date to determine whether there was any indication of impairment. If the recoverable amount of the asset was estimated to be less than its carrying amount, the carrying amount of the asset was reduced to its recoverable amount and the impairment loss was recognised in the profit and loss account.

## 賬目附註 (續)

## Notes to the Accounts (continued)

### 2. 重大會計政策摘要 (續) 2. Summary of significant accounting policies (continued)

#### 2.13 金融資產減值 (續)

由2005年1月1日起

(1) 以攤餘成本列賬之資產

本集團於每個結算日評估個別金融資產或一組金融資產是否存在減值之客觀證據。於初始確認資產後，必須要發生一個或多個損失事件(“損失事件”)以產生減值之客觀證據，而該等損失事件需對可靠地估量該金融資產或一組金融資產之未來現金流量構成影響，則該金融資產或一組金融資產將被視作減值及出現減值損失。顯示個別或一組金融資產減值之客觀證據包括本集團已注意到相關可供觀察資料之以下損失事件：

- (i) 發行人或欠債人遇到嚴重財政困難；
  - (ii) 違約，例如逾期或拖欠利息或本金還款；
  - (iii) 因應與借入人之財政困難相關之經濟或法律原因，本集團給予借入人在一般情況下放款人不予考慮之優惠條件；
  - (iv) 借入人有可能破產或進行其他財務重組；
  - (v) 因財政困難至使該金融資產之活躍市場消失；
- 或
- (vi) 可察覺的資料顯示某一金融資產組合所產生之未來預計現金流量將較最初確認時有可量度之下降，雖然有關下降並未能明確為該組合內之個別金融資產。資料包括：
    - 該組合之供款人之還款狀況有不利轉變；或
    - 與該組合資產之逾期還款相關之全國性或本地經濟狀況。

#### 2.13 Impairment of financial assets (continued)

From 1 January 2005 onwards

(1) Assets carried at amortised cost

The Group assesses as of each balance sheet date whether there is objective evidence that a financial asset or group of financial assets is impaired. A financial asset or a group of financial assets is impaired and impairment losses are incurred if, and only if, there is objective evidence of impairment as a result of one or more events that occurred after the initial recognition of the asset (a ‘loss event’) and that loss event (or events) has an impact on the estimated future cash flows of the financial asset or group of financial assets that can be reliably estimated. Objective evidence that a financial asset or group of assets is impaired includes observable data that comes to the attention of the Group about the following loss events:

- (i) significant financial difficulty of the issuer or obligor;
- (ii) a breach of contract, such as a default or delinquency in interest or principal payments;
- (iii) the Group granting to the borrower, for economic or legal reasons relating to the borrower's financial difficulty, a concession that the lender would not otherwise consider;
- (iv) it becoming probable that the borrower will enter into bankruptcy or other financial reorganisation;
- (v) the disappearance of an active market for that financial asset because of financial difficulties; or
- (vi) observable data indicating that there is a measurable decrease in the estimated future cash flows from a group of financial assets since the initial recognition of those assets, although the decrease cannot yet be identified with the individual financial assets in the group, including:
  - adverse changes in the payment status of borrowers in the group; or
  - national or local economic conditions that correlate with defaults on the assets in the group.

賬目附註 (續)

Notes to the Accounts (continued)

2. 重大會計政策摘要 (續) 2. Summary of significant accounting policies (continued)

2.13 金融資產減值 (續)

由2005年1月1日起 (續)

(1) 以攤餘成本列賬之資產  
(續)

本集團會首先評估金額重大之個別金融資產有否出現客觀之減值證據，並組合地評估金額不重大之個別金融資產。若本集團確定被評估之個別金融資產並沒有存在減值之客觀證據，則需將該資產包含於信貸風險特徵相若之組合中，以作出組合評估。組合評估並不包括已被個別評估為需減值或需繼續減值之資產。

如有客觀證據證明以攤餘成本列賬之貸款及應收款或持有至到期日投資出現減值損失，損失額將以資產賬面值及預計未來現金流量（不包括未產生之未來信貸損失），並經該金融資產原有實際利率的折現值的差額計算。資產之賬面值通過撥備賬目而調減，損失確認於損益賬內。倘一項貸款或持有至到期日投資是按可變動利率計算，用於計算任何減值損失的折現率則為合約下釐定之現時實際利率。實務上，本集團可採用可供觀察的市價作為金融工具之公平值基準並計算減值。

對有抵押金融資產之預計未來現金流量之現值計算，可反映因收回抵押品後扣除取得及出售抵押品之成本所可能產生的現金流量。

2.13 Impairment of financial assets (continued)

From 1 January 2005 onwards (continued)

(1) Assets carried at amortised cost (continued)

The Group first assesses whether objective evidence of impairment exists individually for financial assets that are individually significant, and collectively for financial assets that are not individually significant. If the Group determines that no objective evidence of impairment exists for an individually assessed financial asset, it includes the asset in a group of financial assets with similar credit risk characteristics and collectively assesses them for impairment. Assets that are individually assessed for impairment and for which an impairment loss is or continues to be recognised are not included in a collective assessment of impairment.

If there is objective evidence that an impairment loss on loans and receivables or held-to-maturity investments carried at amortised cost has been incurred, the amount of the loss is measured as the difference between the asset's carrying amount and the present value of estimated future cash flows (excluding future credit losses that have not been incurred) discounted at the financial asset's original effective interest rate. The carrying amount of the asset is reduced through the use of an allowance account and the amount of the loss is recognised in the profit and loss account. If a loan or held-to-maturity investment has a variable interest rate, the discount rate for measuring any impairment loss is the current effective interest rate determined under the contract. As a practical expedient, the Group may measure impairment on the basis of an instrument's fair value using an observable market price.

The calculation of the present value of the estimated future cash flows of a collateralised financial asset reflects the cash flows that may result from foreclosure less costs for obtaining and selling the collateral.

賬目附註 (續)

Notes to the Accounts (continued)

2. 重大會計政策摘要 (續) 2. Summary of significant accounting policies (continued)

2.13 金融資產減值 (續)

由2005年1月1日起 (續)

(1) 以攤餘成本列賬之資產  
(續)

就整體之組合減值評估而言，金融資產是按相若信貸風險特徵為基準歸類。這些特徵與預測該等資產群組之未來現金流量有關，可顯示所評估資產在合約條款下其債務人清還所有到期債務的能力。

一組共同進行減值評估的金融資產的未來現金流量是按群組內資產的合約現金流量，及與其具相若信貸風險特徵的資產之以往損失經驗為基準估量。

如果貸款無法收回，則於相關減值損失撥備內將貸款撇銷。這些貸款會於完成所有必需程序及確定損失金額後撇銷。如日後收回以往已撇銷的金額，將用作減低損益賬中之減值損失。

如日後減值損失準備額減少，並與減值獲確認後發生的事項存有客觀關係（如債務人信貸評級改善），以往確認之減值損失則透過調整撥備賬目回撥。回撥的金額於損益賬內確認。

之前曾於損益賬內確認以攤餘成本列賬之股權投資，其減值損失日後將不可回撥。

2.13 Impairment of financial assets (continued)

From 1 January 2005 onwards (continued)

(1) Assets carried at amortised cost (continued)

For the purpose of a collective evaluation of impairment, financial assets are grouped on the basis of similar and relevant credit risk characteristics. Those characteristics are relevant to the estimation of future cash flows for groups of such assets by being indicative of the debtors' ability to pay all amounts due according to the contractual terms of the assets being evaluated.

Future cash flows in a group of financial assets that are collectively evaluated for impairment are estimated on the basis of the contractual cash flows of the assets in the group and historical loss experience for assets with credit risk characteristics similar to those in the group.

When a loan is uncollectible, it is written off against the related allowance for impairment losses. Such loans are written off after all the necessary procedures have been completed and the amount of the loss has been determined. Subsequent recoveries of amounts previously written off decrease the amount of impairment losses in the profit and loss account.

If, in a subsequent period, the amount of allowance for impairment losses decreases and the decrease can be related objectively to an event occurring after the impairment loss was recognised (such as an improvement in the debtor's credit rating), the previously recognised impairment loss is reversed by adjusting the allowance account. The amount of the reversal is recognised in the profit and loss account.

Impairment losses recognised in the profit and loss account for equity investments carried at amortised cost shall not be reversed.

## 賬目附註 (續)

## Notes to the Accounts (continued)

### 2. 重大會計政策摘要 (續) 2. Summary of significant accounting policies (continued)

#### 2.13 金融資產減值 (續)

由2005年1月1日起 (續)

(2) 以公平值列賬之資產

本集團在每個結算日評估個別金融資產或一組金融資產有否出現減值之客觀證據。對被分類為可供出售之股權投資，其公平值若重大或長時間地低於其成本值，將是評估該等資產有否出現減值的考慮因素。如可供出售金融資產存在此類減值證據時，其累計虧損 - 即其購入成本或攤餘成本與現時公平值之差額，扣減之前已記入損益賬內之累計減值損失 - 需從權益儲備撥轉至損益賬內。如日後被分類為可供出售金融資產之債務工具其公平值增加，並與減值獲確認後發生之事項存有客觀關係，有關之減值損失將於損益賬內回撥。至於股權工具方面，該回撥會透過權益項中之可供出售投資儲備進行回撥。

#### 2.14 無形資產

無形資產主要包括電腦軟件。無形資產以成本值扣減累計攤銷及減值後於賬目中列賬。無形資產之攤銷是從購買或投入運作當月起，按估計受益年期或實際可用年期中較短者 (一般不多於 5 年) 以直線法計算，並確認於損益賬內。

當個別無形資產之估計可收回金額低於其賬面值時，有關之減值損失需確認於損益賬內。

#### 2.13 Impairment of financial assets (continued)

From 1 January 2005 onwards (continued)

(2) Assets carried at fair value

The Group assesses as of each balance sheet date whether there is objective evidence that a financial asset or a group of financial assets is impaired. In the case of equity investments classified as available-for-sale, a significant or prolonged decline in the fair value of the security below its cost is considered in determining whether the assets are impaired. If any such evidence exists for available-for-sale financial assets, the cumulative losses, measured as the difference between the acquisition cost or amortised cost and the current fair value, less any impairment loss on that financial asset previously recognised in the profit and loss account, is removed from equity and recognised in the profit and loss account. If, in a subsequent period, the fair value of a debt instrument classified as available-for-sale increases and the increase can be objectively related to an event occurring after the impairment loss was recognised in the profit and loss account, the impairment loss is reversed through the profit and loss account. With respect to equity instruments, such reversals are made through the available-for-sale reserve within equity

#### 2.14 Intangible assets

Intangible assets principally comprise computer software. Intangible assets are stated in the accounts at cost less accumulated amortisation and impairment. Amortisation for intangible assets is calculated on a straight-line basis from the month of acquisition or operation over the shorter of their estimated beneficial lives or effective useful periods (normally not exceeding five years) and is recognised in the profit and loss account.

When the estimated recoverable amount of a specific intangible asset is lower than its carrying amount, an impairment loss is recognised in the profit and loss account.

## 賬目附註 (續)

## Notes to the Accounts (continued)

### 2. 重大會計政策摘要 (續) 2. Summary of significant accounting policies (continued)

#### 2.15 固定資產

##### (1) 房產、設備、固定設施及裝置

房產主要包括分行及辦公樓。房產需定期但最少每隔三年以取自外間獨立估價師之公開市值扣減隨後發生之折舊額列示。重估當日之累計折舊額需先沖銷資產之賬面毛值，沖減後之淨額則重新調整至該資產之重估值。相隔年間由董事參考相近物業之公開市值以檢討房產之賬面值，如董事認為該房產價值有重大變動則會作出相應調整。所有設備、固定設施及裝置均以扣減累計折舊及減值後之成本列賬。成本包括因取得及安裝該項目而直接產生之費用。

只有在與項目相關的未來經濟效益有可能流入本集團，並能夠可靠地計量項目成本的情況下，本集團才會將其後成本計入為資產賬面值之一部分或確認為獨立資產項目（如適用）。其他所有維護及保養費用均需於產生時確認於當期損益賬內。

房產重估後之賬面增值撥入股東權益之房產重估儲備中。與同一個別資產早前之增值作對銷之減值部分，直接於權益項中之房產重估儲備中扣減；餘下之減值額則確認於損益賬內。其後任何增值將撥入損益賬（以早前扣減之金額為限），然後撥至房產重估儲備內。出售房產時，房產重估儲備中與先前估值有關之已實現部分，將從房產重估儲備撥轉至留存盈利。

#### 2.15 Fixed assets

##### (1) Premises, equipment, fixtures and fittings

Premises mainly comprise of branches and offices. Premises are shown at open market value based on periodic, but at least triennial, valuations by external independent valuers less subsequent depreciation. Any accumulated depreciation at the date of revaluation is eliminated against the gross carrying amount of the asset and the net amount is restated to the revalued amount of the asset. In the intervening years, the directors review the carrying value of premises, by reference to the open market value of similar properties, and adjustments are made when there has been a material change. All equipment, fixtures and fittings are stated at cost less accumulated depreciation and impairment. Cost includes expenditure that is directly attributable to the acquisition and installation of the items.

Subsequent costs are included in the asset's carrying amount or are recognised as a separate asset, as appropriate, only when it is probable that future economic benefits associated with the item will flow to the Group and the cost of the item can be measured reliably. All other repairs and maintenance costs are charged to the profit and loss account during the financial period in which they are incurred.

Increases in the carrying amount arising on revaluation of premises are credited to the premises revaluation reserve in shareholders' equity. Decreases that offset previous increases of the same individual asset are charged against premises revaluation reserve directly in equity; all other decreases are expensed in the profit and loss account. Any subsequent increases are credited to the profit and loss account up to the amount previously debited, and then to the premises revaluation reserve. Upon disposal of premises, the relevant portion of the premises revaluation reserve realised in respect of previous valuations is released and transferred from the premises revaluation reserve to retained earnings.

## 賬目附註 (續)

## Notes to the Accounts (continued)

### 2. 重大會計政策摘要 (續) 2. Summary of significant accounting policies (continued)

#### 2.15 固定資產 (續)

(1) 房產、設備、固定設施及裝置 (續)

折舊以直線法，將資產之成本值或重估值於其如下估計可用年限內攤銷：

房產 - 按租約餘期  
設備、固定設施及裝置 -  
3 至 15 年之間

本集團在每個結算日重檢資產的可用年限，並已按適當情況作出調整。

在每個結算日，源自內部及外界之資料均會被用作評定房產、設備、固定設施及裝置是否出現減值之跡象。如該跡象存在，則估算資產之可收回價值，及在合適情況下將減值損失確認以將資產減至其可收回價值。該等減值損失在損益賬內確認，但假若某資產乃按估值列賬，而減值損失又不超過同一資產之重估盈餘，此等損失則當作重估減值。可收回價值指該資產之公平值扣減出售成本後之金額，與其可使用價值之較高者。減值損失會按情況於重估儲備或損益賬內回撥。

出售之盈利及虧損是按出售淨額與有關資產賬面值之差額而釐定，並於損益賬內確認。

#### 2.15 Fixed assets (continued)

(1) Premises, equipment, fixtures and fittings (continued)

Depreciation is calculated on the straight-line method to write down the cost or revalued amounts of such assets over their estimated useful lives as follows:

- Premises Over the remaining period of lease  
- Equipment, fixtures and fittings 3-15 years

The assets' useful lives are reviewed, and adjusted if appropriate, as of each balance sheet date.

At each balance sheet date, both internal and external sources of information are considered to determine whether there is any indication that premises, equipment, fixtures and fittings are impaired. If any such indication exists, the recoverable amount of the asset is estimated and where relevant, an impairment loss is recognised to reduce the asset to its recoverable amount. Such impairment loss is recognised in the profit and loss account except where the asset is carried at valuation and the impairment loss does not exceed the revaluation surplus for that same asset, in which case it is treated as a revaluation decrease. The recoverable amount is the higher of the asset's fair value less costs to sell and value in use. Impairment loss is reversed through the premises revaluation reserve or profit and loss account as appropriate.

Gains and losses on disposals are determined by comparing net sales proceeds with carrying amount. These are included in the profit and loss account.

## 賬目附註 (續)

## Notes to the Accounts (continued)

### 2. 重大會計政策摘要 (續) 2. Summary of significant accounting policies (continued)

#### 2.15 固定資產 (續)

##### (2) 發展中物業

發展中物業指在建中或於安裝程序中之資產，並需以扣除減值損失後之成本值列賬。成本包括設備成本、發展、建築及安裝成本，利息及其他因發展而產生之直接成本。如被列為發展中物業之項目已達到其預定使用用途時，該資產將轉為房產或投資物業，而折舊將於分類到房產當月開始計提。

對於閒置之項目，若管理層認為該項目不可能於可見之未來恢復進行，則需確認減值損失。減值損失是指某一項目之預計可收回金額少於其賬面值之部分。可收回金額為該資產之公平值扣減出售成本後之金額。任何減值損失或撥回會於損益賬內確認或撥回。

#### 2.16 投資物業

由2004年1月1日至2004年12月31日

投資物業由專業估價師以公開市值為計算基準估值。投資物業按組合為基礎之價值轉變反映為投資物業重估儲備之變動。若投資物業之重估儲備不足以抵銷有關之虧損，虧損高於投資物業重估儲備之部分將從損益賬中減除。曾於損益賬中減除之虧損，若日後出現重估盈餘，有關盈餘將可貸記損益賬，但以之前曾在損益賬扣減之金額為限。

出租予本集團內公司之物業，於個別公司之賬目及綜合賬目中均分類為房產。

#### 2.15 Fixed assets (continued)

##### (2) Property under development

Property under development represents assets under construction or installation and is stated at cost less impairment losses. Cost comprises equipment cost, cost of development, construction and installation, interest and other direct costs attributable to the development. Items classified as property under development are transferred to premises or investment properties when such assets are ready for their intended use, and the depreciation charge commences from the month such assets are transferred to premises.

Impairment losses are recognised for idle projects with respect to which management has determined that resumption in the foreseeable future is not probable. The impairment loss is equal to the extent to which the estimated recoverable amount of a specific project is less than its carrying amount. The recoverable amount is the asset's fair value less costs to sell. Any impairment losses or reversals are charged or credited to the profit and loss account.

#### 2.16 Investment properties

From 1 January 2004 to 31 December 2004

Investment properties were carried at valuation assessed by professional valuers on the basis of open market value. Changes in the value of investment properties were treated as a movement in the investment properties revaluation reserve on a portfolio basis. Unless the total of the reserve was insufficient to cover a deficit, then the deficit exceeding the total investment properties revaluation reserve was charged to the profit and loss account. Any subsequent revaluation surplus was credited to the profit and loss account to the extent of the deficit previously charged.

Properties leased out within consolidated group companies were classified as premises in both the individual companies' accounts and consolidated accounts.



## 賬目附註 (續)

## Notes to the Accounts (continued)

### 2. 重大會計政策摘要 (續) 2. Summary of significant accounting policies (continued)

#### 2.16 投資物業 (續)

由2005年1月1日起

持作賺取長期租金收益或資本增值或兩者兼備者，且並非集團旗下各公司所佔用之物業，均列作投資物業。出租予本集團內公司之物業，於個別公司之賬目中分類為投資物業，及於綜合賬目中分類為房產。若經營租賃中之土地部分符合投資物業之其他定義，則需列作為投資物業。經營租賃當為融資租賃處理。

投資物業最初以成本值（包括相關交易成本）計量。經初始確認後，投資物業按專業估價師之公開市值為基礎之公平值入賬。

只有在與項目相關的未來經濟效益有可能流入本集團，並能夠可靠地計量項目成本的情況下，本集團才會將其後之成本計入為資產賬面值之一部分。所有其他維護及保養費用均需於產生時確認於當期損益賬內。

任何公平值之變動會直接於損益賬內反映。根據香港會計準則第12號「所得稅項」有關之註譯第21號「所得稅項 - 收回經重新估值之非折舊資產」，投資物業重估增值需計算遞延所得稅項。

#### 2.16 Investment properties (continued)

From 1 January 2005 onwards

Properties that are held for long-term rental yields or for capital appreciation or both, and that are not occupied by the companies in the consolidated Group, are classified as investment properties. Properties leased out within consolidated group companies are classified as investment properties in individual companies' accounts and as premises in consolidated accounts. Land held under operating lease is classified and accounted for as investment property when the rest of the definition of investment property is met. The operating lease is accounted for as if it is a finance lease.

Investment properties are recognised initially at cost, including related transaction costs. After initial recognition, investment properties are measured at fair value assessed by professional valuers on the basis of open market value.

Subsequent expenditure is charged to the asset's carrying amount only when it is probable that future economic benefits associated with the item will flow to the Group and the cost of the item can be measured reliably. All other repairs and maintenance costs are expensed in the profit and loss account during the financial period in which they are incurred.

Any changes in fair value are reported directly in the profit and loss account. Deferred income tax is provided on revaluation surpluses of investment properties in accordance with HKAS-Int 21 ("Income Taxes – Recovery of Revalued Non-Depreciable Assets") or HKAS 12 ("Income Taxes").

## 賬目附註 (續)

## Notes to the Accounts (continued)

### 2. 重大會計政策摘要 (續) 2. Summary of significant accounting policies (continued)

#### 2.16 投資物業 (續)

由2005年1月1日起 (續)  
倘投資物業改為自用，則重新分類為房產，而就會計用途而言，其於重新分類日期之公平值成為其成本值。倘房產項目因其用途改變而成為投資物業，則根據香港會計準則第16號「物業，廠房及設備」將此項目於轉讓日之賬面值與公平值間任何差額於權益項中確認為房產重估。惟若公平值增值抵銷以往之減值損失，該增值則於損益賬內確認。

#### 2.17 租賃

##### (1) 經營租賃

經營租賃是指實質上由出租公司保留擁有資產之大部分風險及回報之租賃。經營租賃之租金款額 (扣除自出租公司收取之任何回扣款額)，當中包括於租約開始當日能識別之土地使用權付款部分，將於租賃期內以直線法在損益賬中確認。

若經營租賃於租約到期前已結束，任何需繳付予出租人之罰款將於結束發生當月於損益賬內確認為支出。

若本集團為出租方，經營租賃資產列為投資物業。經營租賃之租金收入在租約期內以直線法確認。

##### (2) 物業之融資租賃

由2004年1月1日至2004年12月31日  
視為融資租賃之以租約業權型式擁有之物業，乃經由董事參考獨立專業估價師之估值列賬。

#### 2.16 Investment properties (continued)

From 1 January 2005 onwards (continued)

If an investment property becomes owner-occupied, it is reclassified as premises, and its fair value at the date of reclassification becomes its cost for accounting purposes. If an item of premises becomes an investment property because its use has changed, any difference resulting between the carrying amount and the fair value of this item at the date of transfer is recognised in equity as a revaluation of premises under HKAS 16 ("Property, Plant and Equipment"). However, if a fair value gain reverses a previous impairment loss, the gain is recognised in the profit and loss account.

#### 2.17 Leases

##### (1) Operating leases

Leases in which a significant portion of the risks and rewards of ownership are retained by the lessor are classified as operating leases. The total payments made under operating leases (net of any incentives received from the lessor) which include land use rights with payments that are separately identifiable at inception of the lease are charged to the profit and loss account on a straight-line basis over the period of the lease.

When an operating lease is terminated before the lease period has expired, any payment required to be made to the lessor by way of penalty is recognised as an expense in the period in which termination takes place.

Where the Group is a lessor, the assets subject to the operating lease are accounted for as investment properties. Rental income from operating leases is recognised on a straight-line basis over the lease term.

##### (2) Finance Leases on properties

From 1 January 2004 to 31 December 2004

Leasehold properties regarded as finance leases were stated at valuation determined by the directors with reference to a valuation conducted by independent professional valuers.

賬目附註 (續)

Notes to the Accounts (continued)

2. 重大會計政策摘要 (續) 2. Summary of significant accounting policies (continued)

2.17 租賃 (續)

(2) 物業之融資租賃 (續)

由2005年1月1日起

在採納香港會計準則第 17 號「租賃」後，以租約業權型式擁有之自用物業，若租約開始當日能可靠地分攤其土地及房產之價值，則土地租約業權及其使用權將由「固定資產」轉變分類為「經營租賃」。購置租約業權土地及其使用權之預付費用或有關其他成本，將按租賃期限以直線法攤銷記入損益賬。如以上之預付費用出現減值，該減值需即時於損益賬內確認。若租約開始當日未能可靠地劃分其土地及房產之價值，則土地與房產部分均繼續被視為融資租賃，並以公平值列賬。

若本集團擁有之土地及房產部分均被分類為投資物業尤其其為融資租賃，並以公平值列賬，則其土地及房產部分並不需分開估量。

根據中國銀行(香港)有限公司(合併)條例(「合併條例」)2001，被指定分行及附屬公司之所有資產及負債，以及在香港之中銀集團所遺留下之若干實體之股權，均被有效地轉移到中銀香港，而中銀香港乃由之後新成立之中銀香港(控股)有限公司直接擁有(下稱「合併」)。此乃本集團之重大事件，本集團因此採用了合併時之估值，作為以租約業權型式擁有物業之設定成本，以反映合併當時之情況。

2.17 Leases (continued)

(2) Finance Leases on properties (continued)

From 1 January 2005 onwards

Upon adoption of HKAS 17 ("Leases"), where the land and buildings elements of leasehold properties held for own use can be split reliably as at inception of the lease, this results in a change in the classification of leasehold land and land use rights from fixed assets to operating leases. The up-front prepayments made or other costs incurred for acquiring the leasehold land and land use rights are expensed in the profit and loss account on a straight-line basis over the period of the lease. Where there is impairment of the up-front prepayments, the impairment is expensed in the profit and loss account immediately. Where the land and building cannot be split reliably as at the inception of the lease, the land and building elements will continue to be treated as finance leases and measured at fair value.

Separate measurement of the land and buildings elements is not required when the Group's interest in both land and buildings is classified as investment properties as if it is finance lease and is measured at fair value.

Pursuant to the Bank of China (Hong Kong) Limited (Merger) Ordinance ("Merger Ordinance") 2001, all assets and liabilities of the designated branches and subsidiaries, and the shares of certain entities of the legacy Bank of China Group in Hong Kong were effectively transferred to BOCHK, which was immediately owned by the then newly formed BOC Hong Kong (Holdings) Limited ("the Merger"). This was a significant event and the Group has therefore adopted the valuation at the date of the Merger as the deemed cost for its leasehold properties to reflect the circumstances at the time of the Merger.

## 賬目附註 (續)

## Notes to the Accounts (continued)

### 2. 重大會計政策摘要 (續) 2. Summary of significant accounting policies (continued)

#### 2.17 租賃 (續)

##### (2) 物業之融資租賃 (續)

由2005年1月1日起 (續)

於合併時採納設定成本後，本集團參考獨立專業估價師為合併而於2001年8月31日所進行之估值，當時並沒有對以租約業權型式擁有之物業按土地與房產部分所佔之價值進行劃分。任何其後對合併時之租約業權型式擁有之物業所作之土地與房產部分之劃分，均屬於假設性，並不能反映具可靠性之資料。因此，本集團之租約業權型式擁有之物業，因不能可靠地劃分土地及房產之價值，而整體被視為融資租賃。本集團亦根據香港會計準則第16號「物業、廠房及設備」，採用了重估模型，對此等被列為融資租賃之自用資產，均以扣減累計折舊及減值損失後之公平值列賬。

#### 2.18 現金及等同現金項目

就綜合現金流量表而言，現金及等同現金項目指按原來到期日，於購入日期起計三個月內到期之結餘，包括現金、銀行及其他金融機構之結餘、短期票據及被分類為投資證券及存款證之票據。

#### 2.17 Leases (continued)

##### (2) Finance Leases (continued)

From 1 January 2005 onwards (continued)

On adoption of the deemed cost at the date of Merger, the Group made reference to the independent property valuation conducted as at 31 August 2001 for the purpose of the Merger, which did not split the values of the leasehold properties between the land and building elements. Any means of subsequent allocation of the valuation of the leasehold properties at the date of Merger between the land and building elements would be notional and therefore would not represent reliable information. It is determined that the values of the land and building elements of the Group's leasehold properties cannot be reliably split and the leasehold properties are treated as finance leases. The Group has also adopted the revaluation model under HKAS 16 ("Property, Plant and Equipment") by which assets held for own use arising under these finance leases are measured at fair value less any accumulated depreciation and impairment losses.

#### 2.18 Cash and cash equivalents

For the purposes of the consolidated cash flow statement, cash and cash equivalents comprise balances with original maturity less than three months from the date of acquisition, including cash, balances with banks and other financial institutions, short-term bills and notes categorised as investment securities and certificates of deposits.

## 賬目附註 (續)

## Notes to the Accounts (continued)

### 2. 重大會計政策摘要 (續) 2. Summary of significant accounting policies (continued)

#### 2.19 準備

當本集團因為已發生之事件而須承擔法律性或推定性之現有責任，而解除該責任時有可能消耗有經濟利益之資源，需在責任金額能夠可靠地作出估算之情況下，為確認有關責任而撥備。

#### 2.19 Provisions

Provisions are recognised when the Group has a present legal or constructive obligation as a result of past events, it is probable that an outflow of resources embodying economic benefits will be required to settle the obligation, and a reliable estimate of the amount of the obligation can be made.

#### 2.20 僱員福利

##### (1) 退休福利成本

本集團根據認可職業退休計劃或強積金計劃之定額供款退休計劃作出供款，集團僱員均可參與。在職業退休計劃下，集團與僱員之供款按僱員基本薪金之百分比計算，在強積金計劃下該等供款則按強積金規例計算。退休福利計劃成本代表本集團應向此等計劃支付之供款，會於產生時在損益賬支取。僱員於全數享有其應得之集團供款部分前退出此職業退休計劃，因而被沒收之本集團供款部分，會被本集團用作扣減其目前供款負擔或根據職業退休計劃信託契據條款沖減其開支。

退休計劃之資產與本集團之資產分開持有，並由獨立管理基金保管。

#### 2.20 Employee benefits

##### (1) Retirement benefit costs

The Group contributes to defined contribution retirement schemes under either recognised ORSO schemes or MPF schemes that are available to the Group's employees. Contributions to the schemes by the Group and employees are calculated as a percentage of employees' basic salaries for the ORSO schemes and in accordance with the MPF rules for MPF schemes. The retirement benefit scheme costs are charged to the profit and loss account as incurred and represent contributions payable by the Group to the schemes. Share of contributions made by the Group that are forfeited by those employees who leave the ORSO scheme prior to the full vesting of their entitlement to the contributions are used by the Group to reduce the existing level of contributions or to meet its expenses under the trust deed of the ORSO schemes.

The assets of the schemes are held in independently-administered funds separate from those of the Group.

## 賬目附註 (續)

## Notes to the Accounts (continued)

### 2. 重大會計政策摘要 (續) 2. Summary of significant accounting policies (continued)

#### 2.20 僱員福利 (續)

##### (2) 有償缺勤

僱員獲享之年度休假及病假在累積時確認，本集團會對僱員服務至結算日所累積，但尚未使用之年度休假及預計所需支付之病假作出估算及撥備。

年度休假及病假以外之其他有償缺勤均不允許累積。若僱員於獲享有償缺勤之年度內未能悉數享用該等可用缺勤，剩餘之可用缺勤將被取消。僱員於離職時亦無權收取現金以彌補任何未被使用之可用缺勤。故集團於此類缺勤發生時始予以確認。

##### (3) 獎金計劃

若因僱員提供之服務而令集團產生法律性或推定性之現有責任，而該責任之金額亦能可靠地作出估算，集團需確認該預期之獎金支出並以負債列賬。獎金計劃之負債預期會於12個月內被償付，並以償付時之預期金額計算。

#### 2.21 遞延所得稅項

所有因綜合賬目內資產及負債之稅務基礎與其賬面值之暫時性差異而產生之遞延所得稅項均以負債法提撥。遞延所得稅項是按結算日已執行或實際會執行之稅率，及預期於相關之遞延所得稅資產實現時或遞延所得稅負債需清付時所適用之稅率計算。

#### 2.20 Employee benefits (continued)

##### (2) Leave entitlements

Employee entitlements to annual leave and sick leave are recognised when they accrue to employees. A provision is made for the estimated liability for unused annual leave and the amount of sick leave expected to be paid as a result of services rendered by employees up to the balance sheet date.

Compensated absences other than annual leave and sick leave are non-accumulating; they lapse if the current period's entitlement is not used in full and do not entitle employees to a cash payment for unused entitlement on leaving the Group. Such compensated absences are recognised when the absences occur.

##### (3) Bonus plans

The expected cost of bonus payments are recognised as a liability when the Group has a present legal or constructive obligation as a result of services rendered by employees and a reliable estimate of the obligation can be made. Liabilities for bonus plans are expected to be settled within twelve months and are measured at the amounts expected to be paid when they are settled.

#### 2.21 Deferred income taxes

Deferred income tax is provided in full, using the liability method, on temporary differences arising between the tax bases of assets and liabilities and their carrying amounts in the consolidated accounts. Deferred income tax is determined using tax rates and laws that have been enacted or substantially enacted by the balance sheet date and are expected to apply when the related deferred income tax asset is realised or the deferred income tax liability is settled.

## 賬目附註 (續)

## Notes to the Accounts (continued)

### 2. 重大會計政策摘要 (續) 2. Summary of significant accounting policies (continued)

#### 2.21 遞延所得稅項 (續)

主要之暫時性差異源於資產減值準備、物業及設備之折舊、若干資產及負債包括衍生工具合約及可供出售證券、物業之重估，以及結轉之稅務虧損。除企業合併外，若資產或負債在交易初始確認時，並未有對會計損益或應課稅損益構成影響，則無需確認遞延所得稅項。

所有因應課稅暫時性差異而產生之遞延所得稅負債均會被確認，而當未來之應課稅利潤預計可被用作抵扣暫時性差異時，因該暫時性差異而產生之遞延所得稅資產將被確認。

基於利潤而需支付之所得稅，是根據營業所在地區之適當稅率計算，並確認為當期支出。

遞延所得稅項乃記於損益賬內，除非遞延所得稅項與直接支銷或撥入權益之項目相關，在這情況下，遞延所得稅項將記入權益內，如對可供出售投資之公平值重估及對物業之重估。

#### 2.22 收回資產

由2004年1月1日至2004年12月31日

任何收回資產，在催收無望及該資產被售出前，均會繼續以不履約貸款列賬。於變賣收回資產前，將考慮其市場價值，並計提減值準備，以使貸款及應收款之賬面值調減至其可變現淨值。

#### 2.21 Deferred income taxes (continued)

The principal temporary differences arise from asset impairment provisions, depreciation of property and equipment, revaluation of certain assets and liabilities including derivative contracts and available-for-sale securities, properties and tax losses carried forward. However, the deferred income tax is not accounted for if it arises from initial recognition of an asset or liability in a transaction other than a business combination that at the time of the transaction affects neither accounting nor taxable profit or loss.

Deferred income tax liabilities are provided in full on all taxable temporary differences and deferred income tax assets are recognised to the extent that it is probable that future taxable profit will be available against which the temporary differences can be utilised.

Income tax payable on profits, based on the applicable tax law in each jurisdiction, is recognised as an expense in the period in which profits arise.

Deferred income tax is charged or credited in the profit and loss account except when it relates to items charged or credited directly to equity, in which case the deferred income tax is also dealt with in equity, such as the fair value re-measurement of available-for-sale investments and revaluation of premises.

#### 2.22 Repossessed assets

From 1 January 2004 to 31 December 2004

Repossessed assets continued to be reported as non-performing loans and advances until all collection efforts were exhausted and the repossessed assets were realised. Before realisation, loan impairment allowances were made after taking into account the market value of the repossessed assets to adjust the carrying value of related loans and advances to their net realisable values.

賬目附註 (續)

Notes to the Accounts (continued)

2. 重大會計政策摘要 (續) 2. Summary of significant accounting policies (continued)

2.22 收回資產 (續)

由2005年1月1日起

於採納香港財務報告準則第5號「待售非流動資產及已終止業務」後，收回資產按其收回日之公平值或有關貸款之攤餘成本之較低者列賬。有關貸款及應收款及有關已提準備於資產負債表中予以註銷。其後，收回資產取其成本或可變現淨值中之較低者計量，並於「其他資產」項下之「待售非流動資產」列賬。

2.23 信託業務

本集團一般以信託人或其他授托人身分，代表個人、信託及其他機構持有或管理資產。由於該等資產並不屬於本集團資產，據此而產生之資產及任何收入或虧損，將不計入本賬目內。

2.22 Repossessed assets (continued)

From 1 January 2005 onwards

Upon adoption of HKFRS 5 ("Non-current Assets Held for Sale and Discontinued Operations"), repossessed assets are initially recognised at the lower of their fair value or the amortised cost of the related outstanding loans on the date of repossession. The related loans and advances together with the related impairment allowances are then derecognised from the balance sheet. Subsequently, repossessed assets are measured at the lower of their cost or net realisable value and are reported as 'Noncurrent assets held for sale' under 'Other assets'.

2.23 Fiduciary activities

The Group commonly acts as a trustee, or in other fiduciary capacities, that result in its holding or managing assets on behalf of individuals, trusts and other institutions. These assets and any income or losses arising thereon are excluded from these accounts, as they are not assets of the Group.



## 賬目附註 (續)

## Notes to the Accounts (continued)

### 2. 重大會計政策摘要 (續) 2. Summary of significant accounting policies (continued)

#### 2.24 或然負債及或然資產

或然負債指因為已發生之事件而可能引起之責任,此等責任只能就本集團不能完全控制之一宗或多宗未來不確定事件之出現與否才能確認。或然負債亦可能是因為已發生之事件而引致之現有責任,但由於可能不需要消耗經濟資源,或責任金額未能可靠地衡量而未有確認。

或然負債不會被確認,但會在賬目附註中披露。假若消耗資源之可能性改變導致可能出現資源消耗,此等負債將被確認為準備。

或然資產指因為已發生之事件而可能產生之資產,此等資產只能就本集團不能完全控制之一宗或多宗未來不確定事件之出現與否才能確認。

或然資產不會被確認,但如有可能收到經濟利益時,會在賬目附註中披露。若將會收到之經濟利益可被實質確定時,將確認為資產。

#### 2.25 有關連人士

就此等賬目而言,倘本集團有能力直接或間接控制另一方,或對另一方之財務及經營決策發揮重大影響力,或相反,或倘本集團與此方人士受到共同控制,則該等人士被視為有關連人士。有關連人士可為個人或實體。

#### 2.24 Contingent liabilities and contingent assets

A contingent liability is a possible obligation that arises from past events and whose existence will only be confirmed by the occurrence or non-occurrence of one or more uncertain future events not wholly within the control of the Group. It can also be a present obligation arising from past events that is not recognised because it is not probable that outflow of economic resources will be required or the amount of obligation cannot be measured reliably.

A contingent liability is not recognised as a provision but is disclosed in the notes to the accounts. When a change in the probability of an outflow occurs so that outflow is probable, it will then be recognised as a provision.

A contingent asset is a possible asset that arises from past events and whose existence will be confirmed only by the occurrence or non-occurrence of one or more uncertain events not wholly within the control of the Group.

Contingent assets are not recognised but are disclosed in the notes to the accounts when an inflow of economic benefits is probable. When the inflow is virtually certain, it will be recognised as an asset.

#### 2.25 Related parties

For the purposes of these accounts, a party is considered to be related to the Group if the Group has the ability, directly or indirectly, to control the party or exercise significant influence over the party in making financial and operating decisions, or vice versa, or where the Group and the party are subject to common control. Related parties may be individuals or entities.

**賬目附註 (續)****Notes to the Accounts (continued)****3. 應用會計政策時之重大會計估計及判斷** **3. Critical accounting estimates and judgements in applying accounting policies**

本集團採用對未來財政年度之資產及負債列賬額具有影響之估計及假設。該等估計及判斷是根據過往歷史經驗及於有關情況下被認為合理之其他因素作出，並會持續接受評估。對容易受必要的估計及判斷之轉變所影響，並對資產及負債項目賬面值具影響之範圍列示如下。現時並未能釐定因下述之重要假設或其他估量所存在之不明朗因素及其轉變所帶來之影響。實際結果將可能需經重大調整後，才可與以下之估計數字相符：

**3.1 貸款及應收款減值準備**

本集團會最少於每季對其貸款組合作出減值評估。於決定是否確認減值損失於綜合損益賬時，本集團於識別某一貸款組合內個別貸款之減值損失前，會首先判斷是否有可觀察數據顯示該貸款組合所產生之未來預計現金流量將出現有可量度之下降。該證據包括能顯示該組合之還款人其還款狀況有不利轉變（如拖欠或逾期還款）。管理層於估計未來現金流量時，將根據具有與該組合類似之信貸風險特徵及客觀減值證據之資產之過往損失經驗作為估計基準。用作估計未來現金流量金額及時間之方法及假設會被定期檢討，籍以減少估計損失與實際損失經驗間之差異。

The Group makes estimates and assumptions that may affect the reported amounts of assets and liabilities within the next financial year. Estimates and judgements are continually evaluated and are based on historical experience and other factors that are believed under the circumstances to be reasonable. Areas susceptible to changes in essential estimates and judgements, which affect the carrying value of assets and liabilities, are set out below. It is impracticable to determine the effect of changes to either the key assumptions discussed below or other estimation uncertainties. It is possible that actual results may require material adjustments to the estimates referred to below.

**3.1 Impairment allowances on loans and advances**

The Group reviews its loan portfolios to assess impairment at least on a quarterly basis. In determining whether an impairment loss should be recorded in the consolidated profit and loss account, the Group makes judgements as to whether there is any observable data indicating that there is a measurable decrease in the estimated future cash flows from a portfolio of loans before the decrease can be identified with an individual loan in that portfolio. This evidence may include observable data indicating that there has been an adverse change in the payment status of borrowers in a group (e.g. payment delinquency or default). Management uses estimates based on historical loss experience for assets with credit risk characteristics and objective evidence of impairment similar to those in the portfolio when scheduling its future cash flows. The methodology and assumptions used for estimating both the amount and timing of future cash flows are reviewed regularly to reduce any differences between loss estimates and actual loss experience.

## 賬目附註 (續)

## Notes to the Accounts (continued)

### 3. 應用會計政策時之重大會計估計及判斷 (續) 3. Critical accounting estimates and judgements in applying accounting policies (continued)

#### 3.2 金融工具之公平值

沒有於活躍市場內報價之金融工具，其公平值會根據估值方法釐定。所採用之估值方法包括折現現金流量分析，以及從外間購入，並被業內廣泛採用之財務分析或風險管理系統之內置模型。若實際操作上可行，定價模型將只採用可觀察數據。惟當未能獲得有關之數據，本集團將採用插值法或外推法估計所需之數據。若有關以上估量之假設有所改變，將影響賬目上所列示之金融工具之公平值。

#### 3.3 持有至到期日投資

本集團跟循香港會計準則第39號之指引，將具有固定或確定付款額及還款期的非衍生工具金融資產分類為持有至到期日投資。此分類需運用重大判斷。於使用該判斷時，本集團會考慮其持有之意向及能持有該資產至到期日之能力。除特定情況下，例如出售金額不重大之接近到期日投資，若本集團未能持有該等投資至到期日，則整個類別需被重新分類為可供出售投資，而該投資將以公平值計量，而不能以攤餘成本計量。

#### 3.2 Fair value of financial instruments

The fair values of financial instruments that are not quoted in active markets are determined by using valuation techniques. Valuation techniques used include discounted cash flows analysis and models with built-in functions available in externally acquired financial analysis or risk management systems widely used by the industry. To the extent practical, models use only observable data. However, in case of missing data, the Group uses interpolation or extrapolation methods to estimate the data required. Changes in assumptions about these estimates could affect reported fair values of financial instruments.

#### 3.3 Held-to-maturity investments

The Group follows the guidance of HKAS 39 on classifying non-derivative financial assets with fixed or determinable payments and fixed maturity as held-to-maturity. This classification requires significant judgement. In making this judgement, the Group evaluates its intention and ability to hold such investments to maturity. If the Group fails to keep these investments to maturity other than for the specific circumstances – for example, selling an insignificant amount close to maturity – it will be required to reclassify the entire class as available-for-sale. The investments would then be measured at fair value and not amortised cost.

賬目附註 (續)

Notes to the Accounts (continued)

3. 應用會計政策時之重大會計估計及判斷 (續) 3. Critical accounting estimates and judgements in applying accounting policies (continued)

3.4 所得稅項

本集團於各地均需繳納所得稅項。於釐定各項所得稅項準備時，需運用重大估計。於日常業務過程中未能準確釐定最終需繳納稅項的交易及計算相當繁多。本集團會以需否繳付額外稅項，作為應否將預期稅務爭議確認為負債之基準。若有關之稅務事項其最終結果與原先之出賬額不同，該差異將影響當期之所得稅項、遞延所得稅項，及有關之資產及負債項目。

3.4 Income taxes

The Group is subject to income taxes in different jurisdictions. Significant estimates are required in determining the respective provision for income taxes. There are many transactions and calculations for which the ultimate tax determination is uncertain during the ordinary courses of business. The Group recognises liabilities for anticipated tax issues based on estimates of whether additional taxes will be due. Where the final tax outcome of these matters is different from the amounts that are initially recorded, such differences will impact the income tax and deferred income tax and relevant assets and liabilities in the period in which such determination is made.

**賬目附註 (續) Notes to the Accounts (continued)**
**4. 採納新香港會計準則之影響 4. Effect of adopting new HKASs**

(a) 採納新會計準則對資產負債表項目之估計影響如下：  
 (a) The estimated effect of adopting these new accounting standards on balance sheet items are as follows:

		本集團 The Group			
		香港會計準則第 香港會計準則第 40 號及香港會計 香港財務報告 32 號及第 39 號 準則註釋第 21 號			
		香港財務報告 準則第 5 號 HKFRS 5	HKAS 32 & HKAS 39	HKAS 40 & HKAS-INT 21	總計 Total
		港幣百萬元 HK\$m	港幣百萬元 HK\$m	港幣百萬元 HK\$m	港幣百萬元 HK\$m
<b>於 2005 年 12 月 31 日資產之增 加 / (減少)</b>	<b>Increase/(decrease) in assets as at 31 December 2005</b>				
庫存現金及短期資金	Cash and short-term funds	-	(1,326)	-	(1,326)
一至十二個月內到期之銀行及 其他金融機構存款	Placements with banks and other financial institutions maturing between one and twelve months	-	183	-	183
交易性證券及公平值變化計入 損益的其他金融資產	Trading securities and other financial instruments at fair value through profit or loss	-	9,652	-	9,652
衍生金融工具	Derivative financial instruments	-	5,184	-	5,184
持有之存款證	Certificates of deposit held	-	84	-	84
貸款及其他賬項	Advances and other accounts	(228)	4,576	-	4,348
可供出售證券	Available-for-sale securities	-	42,794	-	42,794
持有至到期日證券	Held-to-maturity securities	-	(54,170)	-	(54,170)
貸款及應收款	Loans and receivables	-	13,080	-	13,080
投資證券	Investment securities	-	(50)	-	(50)
其他證券投資	Other investments in securities	-	(9,069)	-	(9,069)
其他資產	Other assets	228	(1,188)	-	(960)
		-	9,750	-	9,750
<b>於 2005 年 12 月 31 日負債之增 加 / (減少)</b>	<b>Increase/(decrease) in liabilities as at 31 December 2005</b>				
銀行及其他金融機構之存款及 結餘	Deposits and balances of banks and other financial institutions	-	27	-	27
交易性負債及公平值變化計入 損益的其他金融工具	Trading liabilities and other financial instruments at fair value through profit or loss	-	7,924	-	7,924
衍生金融工具	Derivative financial instruments	-	4,193	-	4,193
客戶存款	Deposits from customers	-	(5,165)	-	(5,165)
發行之存款證	Certificates of deposit issued	-	(36)	-	(36)
遞延稅項負債	Deferred tax liabilities	-	821	968	1,789
其他賬項及準備	Other accounts and provisions	-	(2,087)	-	(2,087)
		-	5,677	968	6,645

**賬目附註 (續)                      Notes to the Accounts (continued)**
**4. 採納新香港會計準則之影響 (續)                      4. Effect of adopting new HKASs (continued)**

- (a) 採納新會計準則對資產負債表項目之估計影響如下：(續)                      (a) The estimated effect of adopting these new accounting standards on balance sheet items are as follows: (continued)

		本集團 The Group			
		香港會計準則第 香港會計準則第 40 號及香港會計 香港財務報告 32 號及第 39 號 準則註釋第 21 號 準則第 5 號                      HKAS 32 &                      HKAS 40 & HKFRS 5                      HKAS 39                      HKAS-INT 21			總計 Total
		港幣百萬元 HK\$ m	港幣百萬元 HK\$ m	港幣百萬元 HK\$ m	港幣百萬元 HK\$ m
於 2005 年 12 月 31 日權益之增 加 / (減少)	<b>Increase/(decrease) in equity as at 31 December 2005</b>				
房產重估儲備	Premises revaluation reserve	-	-	2	2
投資物業重估儲備	Investment properties revaluation reserve	-	-	(2,005)	(2,005)
可供出售證券公平值變動儲備	Reserve for fair value changes of available-for-sale securities	-	(245)	-	(245)
法定儲備*	Regulatory reserve*	-	3,526	-	3,526
留存盈利	Retained earnings	-	750	1,031	1,781
		-	4,031	(972)	3,059
少數股東權益	Minority interests	-	42	4	46
		-	4,073	(968)	3,105

\* 法定儲備是因應採納香港會計準則第 39 號而設立的，按金管局要求作為銀行一般風險之用。

\* The regulatory reserve has been set up, as a consequence of the adoption of HKAS 39, for general banking risks in accordance with the requirements of the HKMA.

**賬目附註 (續) Notes to the Accounts (continued)**
**4. 採納新香港會計準則之影響 (續) 4. Effect of adopting new HKASs (continued)**

- (a) 採納新會計準則對資產負債表項目之估計影響如下:(續) (a) The estimated effect of adopting these new accounting standards on balance sheet items are as follows: (continued)

		本集團 The Group		
		香港會計準則第 32 號及第 39 號 HKAS 32 & HKAS 39	香港會計準則第 40 號及香港會計 準則詮釋第 21 號 HKAS 40 & HKAS-INT 21	總計 Total
		港幣百萬元 HK\$ m	港幣百萬元 HK\$ m	港幣百萬元 HK\$ m
<b>於 2005 年 1 月 1 日資產之增加 / (減少)</b>	<b>Increase/(decrease) in assets as at 1 January 2005</b>			
庫存現金及短期資金	Cash and short-term funds	(1,350)	-	(1,350)
一至十二個月內到期之銀行及其他金融機構存款	Placements with banks and other financial institutions maturing between one and twelve months	319	-	319
交易性證券及公平值變化計入損益的其他金融資產	Trading securities and other financial instruments at fair value through profit or loss	11,594	-	11,594
衍生金融工具	Derivative financial instruments	6,334	-	6,334
持有之存款證	Certificates of deposit held	45	-	45
貸款及其他賬項	Advances and other accounts	1,274	-	1,274
可供出售證券	Available-for-sale securities	21,968	-	21,968
持有至到期日證券	Held-to-maturity securities	(22,821)	-	(22,821)
投資證券	Investment securities	(50)	-	(50)
其他證券投資	Other investments in securities	(8,288)	-	(8,288)
遞延稅項資產	Deferred tax assets	1	-	1
其他資產	Other assets	92	-	92
		<u>9,118</u>	<u>-</u>	<u>9,118</u>
<b>於 2005 年 1 月 1 日負債之增加 / (減少)</b>	<b>Increase/(decrease) in liabilities as at 1 January 2005</b>			
銀行及其他金融機構之存款及結餘	Deposits and balances of banks and other financial institutions	16	-	16
交易性負債及公平值變化計入損益的其他金融工具	Trading liabilities and other financial instruments at fair value through profit or loss	3,792	-	3,792
衍生金融工具	Derivative financial instruments	6,805	-	6,805
客戶存款	Deposits from customers	(1,357)	-	(1,357)
發行之存款證	Certificates of deposit issued	63	-	63
遞延稅項負債	Deferred tax liabilities	588	637	1,225
其他賬項及準備	Other accounts and provisions	(4,024)	-	(4,024)
		<u>5,883</u>	<u>637</u>	<u>6,520</u>

**賬目附註 (續)                      Notes to the Accounts (continued)**

**4. 採納新香港會計準則之影響 (續)                      4. Effect of adopting new HKASs (continued)**

- (a) 採納新會計準則對資產負債表項目之估計影響如下:(續)                      (a) The estimated effect of adopting these new accounting standards on balance sheet items are as follows: (continued)

		本集團 The Group		
		香港會計準則第 32 號及第 39 號 HKAS 32 & HKAS 39	香港會計準則第 40 號及香港會計 準則詮釋第 21 號 HKAS 40 & HKAS-INT 21	總計 Total
		港幣百萬元 HK\$ m	港幣百萬元 HK\$ m	港幣百萬元 HK\$ m
於 2005 年 1 月 1 日權益之增加 / (減少)	<b>Increase/(decrease) in e equity as at 1 January 2005</b>			
投資物業重估儲備	Investment properties revaluation reserve	-	(623)	(623)
法定儲備*	Regulatory reserve*	3,410	-	3,410
留存盈利	Retained earnings	(212)	(14)	(226)
		3,198	(637)	2,561
少數股東權益	Minority interests	37	-	37
		3,235	(637)	2,598

\* 法定儲備是因應採納香港會計準則第 39 號而設立的，按金管局要求作為銀行一般風險之用。

\* The regulatory reserve has been set up, as a consequence of the adoption of HKAS 39, for general banking risks in accordance with the requirements of the HKMA.



**賬目附註 (續)                      Notes to the Accounts (continued)**
**4. 採納新香港會計準則之影響 (續)                      4. Effect of adopting new HKASs (continued)**

(a) 採納新會計準則對資產負債表項目之估計影響如下:(續)                      (a) The estimated effect of adopting these new accounting standards on balance sheet items are as follows: (continued)

		本銀行 The Bank			
		香港會計準則第 香港會計準則第 40 號及香港會計 香港財務報告 32 號及第 39 號 準則註釋第 21 號			
		香港財務報告 準則第 5 號 HKFRS 5	HKAS 32 & HKAS 39	HKAS 40 & HKAS-INT 21	總計 Total
		港幣百萬元 HK\$m	港幣百萬元 HK\$m	港幣百萬元 HK\$m	港幣百萬元 HK\$m
<b>於 2005 年 12 月 31 日資產之增加 / (減少)</b>	<b>Increase/(decrease) in assets as at 31 December 2005</b>				
庫存現金及短期資金	Cash and short-term funds	-	(1,409)	-	(1,409)
一至十二個月內到期之銀行及其他金融機構存款	Placements with banks and other financial institutions maturing between one and twelve months	-	114	-	114
交易性證券及公平值變化計入損益的其他金融資產	Trading securities and other financial instruments at fair value through profit or loss	-	7,336	-	7,336
衍生金融工具	Derivative financial instruments	-	4,818	-	4,818
持有之存款證	Certificates of deposit held	-	96	-	96
貸款及其他賬項	Advances and other accounts	(178)	4,221	-	4,043
可供出售證券	Available-for-sale securities	-	41,913	-	41,913
持有至到期日證券	Held-to-maturity securities	-	(46,865)	-	(46,865)
貸款及應收款	Loans and receivables	-	8,414	-	8,414
投資證券	Investment securities	-	(39)	-	(39)
其他證券投資	Other investments in securities	-	(8,765)	-	(8,765)
固定資產	Fixed assets	-	-	(134)	(134)
投資物業	Investment properties	-	-	134	134
其他資產	Other assets	178	(914)	-	(736)
		-	8,920	-	8,920
<b>於 2005 年 12 月 31 日負債之增加 / (減少)</b>	<b>Increase/(decrease) in liabilities as at 31 December 2005</b>				
銀行及其他金融機構之存款及結餘	Deposits and balances of banks and other financial institutions	-	26	-	26
交易性負債及公平值變化計入損益的其他金融工具	Trading liabilities and other financial instruments at fair value through profit or loss	-	4,343	-	4,343
衍生金融工具	Derivative financial instruments	-	3,899	-	3,899
客戶存款	Deposits from customers	-	(1,689)	-	(1,689)
發行之存款證	Certificates of deposit issued	-	(26)	-	(26)
遞延稅項負債	Deferred tax liabilities	-	686	900	1,586
其他賬項及準備	Other accounts and provisions	-	(1,715)	-	(1,715)
		-	5,524	900	6,424

**賬目附註 (續)                      Notes to the Accounts (continued)**
**4. 採納新香港會計準則之影響 (續)                      4. Effect of adopting new HKASs (continued)**

- (a) 採納新會計準則對資產負債表項目之估計影響如下:(續)                      (a) The estimated effect of adopting these new accounting standards on balance sheet items are as follows: (continued)

		本銀行 The Bank			
		香港會計準則第 香港會計準則第 40 號及香港會計 香港財務報告 32 號及第 39 號 準則詮釋第 21 號			
		香港財務報告 準則第 5 號 HKFRS 5	HKAS 32 & HKAS 39	HKAS 40 & HKAS-INT 21	總計 Total
		港幣百萬元 HK\$ m	港幣百萬元 HK\$ m	港幣百萬元 HK\$ m	港幣百萬元 HK\$ m
於 2005 年 12 月 31 日權益之增 加 / (減少)	<b>Increase/(decrease) in equity as at 31 December 2005</b>				
房產重估儲備	Premises revaluation reserve	-	-	(36)	(36)
投資物業重估儲備	Investment properties revaluation reserve	-	-	(1,827)	(1,827)
可供出售證券公平值變動儲備	Reserve for fair value changes of available-for-sale securities	-	(222)	-	(222)
法定儲備	Regulatory reserve	-	2,981	-	2,981
留存盈利	Retained earnings	-	637	963	1,600
		-	<b>3,396</b>	<b>(900)</b>	<b>2,496</b>

**賬目附註 (續)                      Notes to the Accounts (continued)**
**4. 採納新香港會計準則之影響 (續)                      4. Effect of adopting new HKASs (continued)**

- (a) 採納新會計準則對資產負債表項目之估計影響如下：(續)                      (a) The estimated effect of adopting these new accounting standards on balance sheet items are as follows: (continued)

		本銀行 The Bank		
		香港會計準則第 40 號及香港會計 準則詮釋第 21 號		
		香港會計準則第 32 號及第 39 號 HKAS 32 & HKAS 39	HKAS 40 & HKAS-INT 21	總計 Total
		港幣百萬元 HK\$ m	港幣百萬元 HK\$ m	港幣百萬元 HK\$ m
<b>於 2005 年 1 月 1 日資產之增加 / (減少)</b>	<b>Increase/(decrease) in assets as at 1 January 2005</b>			
庫存現金及短期資金	Cash and short-term funds	(1,374)	-	(1,374)
一至十二個月內到期之銀行及其他金融機構存款	Placements with banks and other financial institutions maturing between one and twelve months	301	-	301
交易性證券及公平值變化計入損益的其他金融資產	Trading securities and other financial instruments at fair value through profit or loss	9,119	-	9,119
衍生金融工具	Derivative financial instruments	5,928	-	5,928
持有之存款證	Certificates of deposit held	30	-	30
貸款及其他賬項	Advances and other accounts	1,015	-	1,015
可供出售證券	Available-for-sale securities	18,824	-	18,824
持有至到期日證券	Held-to-maturity securities	(17,908)	-	(17,908)
投資證券	Investment securities	(39)	-	(39)
其他證券投資	Other investments in securities	(7,899)	-	(7,899)
其他資產	Other assets	376	-	376
		<b>8,373</b>	<b>-</b>	<b>8,373</b>
<b>於 2005 年 1 月 1 日負債之增加 / (減少)</b>	<b>Increase/(decrease) in liabilities as at 1 January 2005</b>			
銀行及其他金融機構之存款及結餘	Deposits and balances of banks and other financial institutions	16	-	16
交易性負債及公平值變化計入損益的其他金融工具	Trading liabilities and other financial instruments at fair value through profit or loss	2,377	-	2,377
衍生金融工具	Derivative financial instruments	6,532	-	6,532
客戶存款	Deposits from customers	(19)	-	(19)
發行之存款證	Certificates of deposit issued	56	-	56
遞延稅項負債	Deferred tax liabilities	489	575	1,064
其他賬項及準備	Other accounts and provisions	(3,768)	-	(3,768)
		<b>5,683</b>	<b>575</b>	<b>6,258</b>

**賬目附註 (續)                      Notes to the Accounts (continued)**

**4. 採納新香港會計準則之影響 (續)                      4. Effect of adopting new HKASs (continued)**

- (a) 採納新會計準則對資產負債表項目之估計影響如下：(續)                      (a) The estimated effect of adopting these new accounting standards on balance sheet items are as follows: (continued)

		本銀行 The Bank		
		香港會計準則第 40 號及香港會計 準則詮釋第 21 號		
		香港會計準則第 32 號及第 39 號 HKAS 32 & HKAS 39	HKAS 40 & HKAS-INT 21	總計 Total
		港幣百萬元 HK\$ m	港幣百萬元 HK\$ m	港幣百萬元 HK\$ m
於 2005 年 1 月 1 日權益之增加 / (減少)	<b>Increase/(decrease) in equity as at 1 January 2005</b>			
房產重估儲備	Premises revaluation reserve	-	(12)	(12)
投資物業重估儲備	Investment properties revaluation reserve	-	(564)	(564)
法定儲備	Regulatory reserve	2,851	-	2,851
留存盈利	Retained earnings	(161)	1	(160)
		<u>2,690</u>	<u>(575)</u>	<u>2,115</u>

**賬目附註 (續)                      Notes to the Accounts (continued)**
**4. 採納新香港會計準則之影響 (續)                      4. Effect of adopting new HKASs (continued)**

(b) 採納新會計準則對綜合損益賬之估計影響如下：

(b) The estimated effect of adopting new accounting standards on consolidated profit and loss account are as follows:

		香港會計準則第	香港會計準則第	總計
		32 號及第 39 號	40 號及香港會計準則註釋第 21 號	
		HKAS 32 & HKAS 39	HKAS 40 & HKAS-INT 21	Total
		港幣百萬元 HK\$m	港幣百萬元 HK\$m	港幣百萬元 HK\$m
截至 2005 年 12 月 31 日止年度	For the year ended 31 December 2005			
增加 / (減少)	Increase/(decrease) in			
淨利息收入	Net interest income	(257)	-	(257)
淨服務費及佣金收入	Net fees and commission income	(146)	-	(146)
淨交易性收入	Net trading income	705	-	705
貸款減值準備撥回	Reversal of loan impairment allowances on advances	1,169	-	1,169
公平值調整投資物業之淨收益	Net gain from fair value adjustments on investment properties	-	1,382	1,382
稅項	Taxation	(240)	(339)	(579)
年內的影響總額	Total effect for the year	1,231	1,043	2,274

截至 2004 年 12 月 31 日之綜合損益賬沒有因採納新會計準則而有任何重大之影響。

There is no significant effect of adopting new accounting standards on the consolidated profit and loss account for the year ended 31 December 2004.

**賬目附註 (續)**
**Notes to the Accounts (continued)**
**5. 金融風險管理**
**5. Financial risk management**

此附註列示了有關本集團及本銀行使用金融工具的風險暴露之財務資料。風險控制之詳細資料，請參閱第 219 頁至第 226 頁之「風險管理」部分。

This note presents financial information about the Group's and the Bank's exposure to the use of financial instruments. For further details of the control of risk, please refer to the section "Risk Management" on page 219 to page 226.

**A) 資產、負債及資產負債表外項目的地區分佈**
**A) Geographical concentrations of assets, liabilities and off-balance sheet items**

以下之附註結合了香港會計準則第 32 號所要求之風險披露及香港會計準則第 30 號之地區風險分佈。地區風險分佈是根據記錄相關項目的附屬公司、聯營公司或分行之所在地劃分。

The following note incorporates the requirements on risk disclosures of HKAS 32 and geographical concentrations of risk of HKAS 30, based on the location of the subsidiary, associate or branch in which the related item is recorded.

資本性開支的地區分佈以物業及設備的所在地劃分。

Capital expenditure is shown by the geographical area in which the buildings and equipment are located.

		本集團 The Group				
		2005				
		資產總額 Total assets	負債總額 Total liabilities	或然負債及承擔 Contingent liabilities and commitments	經營收入 Operating income	資本性開支 Capital expenditure
		港幣百萬元 HK\$ m	港幣百萬元 HK\$ m	港幣百萬元 HK\$ m	港幣百萬元 HK\$ m	港幣百萬元 HK\$ m
香港	Hong Kong	799,713	742,400	146,077	17,342	562
中國內地	Mainland China	21,838	4,508	15,498	495	7
其他	Others	550	368	112	24	-
		<u>822,101</u>	<u>747,276</u>	<u>161,687</u>	<u>17,861</u>	<u>569</u>

**賬目附註 (續)                      Notes to the Accounts (continued)**
**5. 金融風險管理 (續)              5. Financial risk management (continued)**
**A) 資產、負債及資產負債表外項目的地區分佈 (續)              A) Geographical concentrations of assets, liabilities and off-balance sheet items (continued)**

		本集團 The Group				
		2004				
		資產總額 Total assets	負債總額 Total liabilities	或然負債及承擔 Contingent liabilities and commitments	經營收入 Operating income	資本性開支 Capital expenditure
		港幣百萬元 HK\$ m	港幣百萬元 HK\$ m	港幣百萬元 HK\$ m	港幣百萬元 HK\$ m	港幣百萬元 HK\$ m
香港	Hong Kong	782,263	722,157	142,380	15,535	450
中國內地	Mainland China	13,901	9,664	11,904	299	-
其他	Others	611	447	168	18	-
		<b>796,775</b>	<b>732,268</b>	<b>154,452</b>	<b>15,852</b>	<b>450</b>
		本銀行 The Bank				
		2005				
		資產總額 Total assets	負債總額 Total liabilities	或然負債及承擔 Contingent liabilities and commitments	經營收入 Operating income	資本性開支 Capital expenditure
		港幣百萬元 HK\$ m	港幣百萬元 HK\$ m	港幣百萬元 HK\$ m	港幣百萬元 HK\$ m	港幣百萬元 HK\$ m
香港	Hong Kong	693,658	637,296	97,216	15,364	482
中國內地	Mainland China	13,178	1,349	3,626	170	-
		<b>706,836</b>	<b>638,645</b>	<b>100,842</b>	<b>15,534</b>	<b>482</b>
		本銀行 The Bank				
		2004				
		資產總額 Total assets	負債總額 Total liabilities	或然負債及承擔 Contingent liabilities and commitments	經營收入 Operating income	資本性開支 Capital expenditure
		港幣百萬元 HK\$ m	港幣百萬元 HK\$ m	港幣百萬元 HK\$ m	港幣百萬元 HK\$ m	港幣百萬元 HK\$ m
香港	Hong Kong	678,315	618,639	97,356	13,536	396
中國內地	Mainland China	7,561	7,486	1,725	113	-
		<b>685,876</b>	<b>626,125</b>	<b>99,081</b>	<b>13,649</b>	<b>396</b>

**賬目附註 (續)                      Notes to the Accounts (continued)**
**5. 金融風險管理 (續)              5. Financial risk management (continued)**
**B) 匯率風險**

下表概述了本集團及本銀行於 12 月 31 日之外幣匯率風險暴露。表內以折合港元賬面值列示本集團及本銀行之資產及負債，並按原幣分類。

**B) Currency risk**

Tables below summarise the Group's and the Bank's exposure to foreign currency exchange rate risk as at 31 December. Included in the tables are the Group's and the Bank's assets and liabilities at carrying amounts in HK\$ equivalent, categorised by the original currency.

		本集團 The Group							
		2005							
	人民幣 Renminbi	美元 US Dollars	港元 HK Dollars	歐羅 EURO	日圓 Japanese Yen	英鎊 Pound Sterling	其他 Others	總計 Total	
	港幣 百萬元 HK\$' m	港幣 百萬元 HK\$' m	港幣 百萬元 HK\$' m	港幣 百萬元 HK\$' m	港幣 百萬元 HK\$' m	港幣 百萬元 HK\$' m	港幣 百萬元 HK\$' m	港幣 百萬元 HK\$' m	
<b>資產</b>	<b>Assets</b>								
庫存現金及短期資金	Cash and short-term funds	22,809	27,182	58,407	524	154	2,898	3,601	115,575
一至十二個月內到期之銀行及其他 金融機構存款	Placements with banks and other financial institutions maturing between one and twelve months	183	13,402	33,300	-	-	269	457	47,611
貿易票據	Trade bills	-	2,892	60	11	76	-	-	3,039
交易性證券及公平值變化計入 損益的其他金融資產	Trading securities and other financial instruments at fair value through profit or loss	-	5,183	1,752	1,209	-	-	1,508	9,652
衍生金融工具	Derivative financial instruments	-	874	4,310	-	-	-	-	5,184
香港特別行政區政府負債證明書	Hong Kong SAR Government certificates of indebtedness	-	-	32,630	-	-	-	-	32,630
持有之存款證	Certificates of deposit held	-	2,179	15,343	184	-	-	1,758	19,464
貸款及其他賬項	Advances and other accounts	1,961	45,004	278,973	3,727	2,347	831	2,512	335,355
可供出售證券	Available-for-sale securities	-	25,642	10,225	2,414	-	1,011	3,502	42,794
持有至到期日證券	Held-to-maturity securities	-	100,145	46,652	3,819	243	1,288	11,895	164,042
貸款及應收款	Loans and receivables	-	1,704	9,778	-	-	-	1,598	13,080
聯營公司權益	Interests in associates	-	-	61	-	-	-	-	61
固定資產	Fixed assets	61	-	18,255	-	-	-	-	18,316
投資物業	Investment properties	-	-	7,539	-	-	-	-	7,539
其他資產 (包括遞延稅項資產)	Other assets (including deferred tax assets)	19	744	6,952	-	-	9	35	7,759
<b>資產總額</b>	<b>Total assets</b>	<b>25,033</b>	<b>224,951</b>	<b>524,237</b>	<b>11,888</b>	<b>2,820</b>	<b>6,306</b>	<b>26,866</b>	<b>822,101</b>



**賬目附註 (續) Notes to the Accounts (continued)**
**5. 金融風險管理 (續) 5. Financial risk management (continued)**
**B) 匯率風險 (續) B) Currency risk (continued)**

		本集團 The Group						
		2005						
	人民幣 Renminbi	美元 US Dollars	港元 HK Dollars	歐羅 EURO	日圓 Japanese Yen	英鎊 Pound Sterling	其他 Others	總計 Total
	港幣 百萬元 HK\$' m	港幣 百萬元 HK\$' m	港幣 百萬元 HK\$' m	港幣 百萬元 HK\$' m	港幣 百萬元 HK\$' m	港幣 百萬元 HK\$' m	港幣 百萬元 HK\$' m	港幣 百萬元 HK\$' m
<b>負債</b>	<b>Liabilities</b>							
香港特別行政區流通紙幣								
銀行及其他金融機構之 存款及結餘								
交易性負債及公平值變化 計入損益的其他金融工具								
衍生金融工具								
客戶存款								
發行之存款證								
其他賬項及準備 (包括遞延稅項 負債)								
<b>負債總額</b>	<b>23,989</b>	<b>152,249</b>	<b>500,567</b>	<b>7,256</b>	<b>6,213</b>	<b>13,458</b>	<b>43,544</b>	<b>747,276</b>
資產負債表頭寸淨值	<b>1,044</b>	<b>72,702</b>	<b>23,670</b>	<b>4,632</b>	<b>(3,393)</b>	<b>(7,152)</b>	<b>(16,678)</b>	<b>74,825</b>
表外資產負債頭寸淨值*	<b>(5)</b>	<b>(68,875)</b>	<b>48,257</b>	<b>(4,575)</b>	<b>3,392</b>	<b>7,146</b>	<b>16,811</b>	<b>2,151</b>
或然負債及承擔	<b>1,558</b>	<b>34,600</b>	<b>121,428</b>	<b>1,945</b>	<b>812</b>	<b>50</b>	<b>1,294</b>	<b>161,687</b>

\*表外資產負債頭寸淨值指外匯衍生金融工具的名義合約數額淨值。外匯衍生金融工具主要用來減低本集團之匯率變動風險。

\* Off-balance sheet net notional position represents the net notional amounts of foreign currency derivative financial instruments, which are principally used to reduce the Group's exposure to currency movements.

**賬目附註 (續) Notes to the Accounts (continued)**
**5. 金融風險管理 (續) 5. Financial risk management (continued)**
**B) 匯率風險 (續) B) Currency risk (continued)**

		本集團 The Group							
		2004							
		美元 US Renminbi	港元 HK Dollars	歐羅 EURO	日圓 Japanese Yen	英鎊 Pound Sterling	其他 Others	總計 Total	
		港幣 百萬元 HK\$ m	港幣 百萬元 HK\$ m	港幣 百萬元 HK\$ m	港幣 百萬元 HK\$ m	港幣 百萬元 HK\$ m	港幣 百萬元 HK\$ m	港幣 百萬元 HK\$ m	
<b>資產</b>	<b>Assets</b>								
庫存現金及短期資金	Cash and short-term funds	12,377	26,283	58,218	506	2,559	329	2,375	102,647
一至十二個月內到期之銀行及其他 金融機構存款	Placements with banks and other financial institutions maturing between one and twelve months	75	47,031	43,432	310	14,208	1,664	861	107,581
貿易票據	Trade bills	-	946	109	16	15	-	-	1,086
香港特別行政區政府負債證明書	Hong Kong SAR Government certificates of indebtedness	-	-	34,760	-	-	-	-	34,760
持有之存款證	Certificates of deposit held	-	4,469	15,391	-	-	150	2,328	22,338
貸款及其他賬項	Advances and other accounts	391	39,959	257,381	4,076	2,683	1,105	3,616	309,211
持有至到期日證券	Held-to-maturity securities	-	96,411	54,340	9,496	736	2,977	17,090	181,050
投資證券	Investment securities	-	-	49	-	-	-	1	50
其他證券投資	Other investments in securities	-	2,953	2,409	1,399	-	-	1,527	8,288
聯營公司權益	Interests in associates	-	-	62	-	-	-	-	62
固定資產	Fixed assets	103	1	16,392	-	-	-	-	16,496
投資物業	Investment properties	-	-	5,381	-	-	-	-	5,381
其他資產 (包括遞延稅項資產)	Other assets (including deferred tax assets)	11	523	7,030	158	68	5	30	7,825
<b>資產總額</b>	<b>Total assets</b>	<b>12,957</b>	<b>218,576</b>	<b>494,954</b>	<b>15,961</b>	<b>20,269</b>	<b>6,230</b>	<b>27,828</b>	<b>796,775</b>
<b>負債</b>	<b>Liabilities</b>								
香港特別行政區流通紙幣	Hong Kong SAR currency notes in circulation	-	-	34,760	-	-	-	-	34,760
銀行及其他金融機構之存款及結餘	Deposits and balances of banks and other financial institutions	6,675	8,859	17,019	169	473	28	1,217	34,440
客戶存款	Deposits from customers	5,061	135,751	436,367	5,775	1,602	11,664	36,276	632,496
發行之存款證	Certificates of deposit issued	-	1,292	2,496	-	-	-	-	3,788
其他賬項及準備 (包括遞延稅項負 債)	Other accounts and provisions (including deferred tax liabilities)	162	7,585	15,062	1,953	702	251	1,069	26,784
<b>負債總額</b>	<b>Total liabilities</b>	<b>11,898</b>	<b>153,487</b>	<b>505,704</b>	<b>7,897</b>	<b>2,777</b>	<b>11,943</b>	<b>38,562</b>	<b>732,268</b>
資產負債表頭寸淨值	Net on-balance sheet position	1,059	65,089	(10,750)	8,064	17,492	(5,713)	(10,734)	64,507
表外資產負債頭寸淨值	Off-balance sheet net notional position	31	(65,390)	77,339	(9,470)	(18,487)	5,671	10,561	255
或然負債及承擔	Contingent liabilities and commitments	777	30,638	117,171	2,864	983	738	1,281	154,452

**賬目附註 (續) Notes to the Accounts (continued)**
**5. 金融風險管理 (續) 5. Financial risk management (continued)**
**B) 匯率風險 (續) B) Currency risk (continued)**

		本銀行 The Bank							
		2005							
		人民幣 Renminbi	美元 US Dollars	港元 HK Dollars	歐羅 EURO	日圓 Japanese Yen	英鎊 Pound Sterling	其他 Others	總計 Total
		港幣 百萬元 HK\$' m	港幣 百萬元 HK\$' m	港幣 百萬元 HK\$' m	港幣 百萬元 HK\$' m	港幣 百萬元 HK\$' m	港幣 百萬元 HK\$' m	港幣 百萬元 HK\$' m	港幣 百萬元 HK\$' m
<b>資產</b>	<b>Assets</b>								
庫存現金及短期資金	Cash and short-term funds	22,326	22,397	44,313	137	80	1,919	1,053	92,225
一至十二個月內到期之銀行及其他 金融機構存款	Placements with banks and other financial institutions maturing between one and twelve months	87	9,565	23,107	-	-	-	34	32,793
貿易票據	Trade bills	-	1,746	39	10	1	-	-	1,796
交易性證券及公平值變化計入 損益的其他金融資產	Trading securities and other financial instruments at fair value through profit or loss	-	3,322	1,439	1,067	-	-	1,508	7,336
衍生金融工具	Derivative financial instruments	-	870	3,948	-	-	-	-	4,818
香港特別行政區政府負債證明書	Hong Kong SAR Government certificates of indebtedness	-	-	32,630	-	-	-	-	32,630
持有之存款證	Certificates of deposit held	-	1,124	11,878	-	-	-	1,059	14,061
貸款及其他賬項	Advances and other accounts	885	37,017	234,366	2,764	2,103	825	2,086	280,046
可供出售證券	Available-for-sale securities	-	25,079	9,986	2,414	-	1,011	3,423	41,913
持有至到期日證券	Held-to-maturity securities	-	95,978	36,320	3,819	243	1,140	11,095	148,595
貸款及應收款	Loans and receivables	-	698	7,716	-	-	-	-	8,414
附屬公司權益	Interests in subsidiaries	-	-	12,904	-	-	-	-	12,904
聯營公司權益	Interests in associates	-	-	28	-	-	-	-	28
固定資產	Fixed assets	1	-	13,899	-	-	-	-	13,900
投資物業	Investment properties	-	-	6,920	-	-	-	-	6,920
其他資產	Other assets	11	711	7,693	-	-	9	33	8,457
<b>資產總額</b>	<b>Total assets</b>	<b>23,310</b>	<b>198,507</b>	<b>447,186</b>	<b>10,211</b>	<b>2,427</b>	<b>4,904</b>	<b>20,291</b>	<b>706,836</b>

**賬目附註 (續) Notes to the Accounts (continued)**
**5. 金融風險管理 (續) 5. Financial risk management (continued)**
**B) 匯率風險 (續) B) Currency risk (continued)**

		本銀行 The Bank						
		2005						
	人民幣 Renminbi	美元 US Dollars	港元 HK Dollars	歐羅 EURO	日圓 Japanese Yen	英鎊 Pound Sterling	其他 Others	總計 Total
	港幣 百萬元 HK\$' m	港幣 百萬元 HK\$' m	港幣 百萬元 HK\$' m	港幣 百萬元 HK\$' m	港幣 百萬元 HK\$' m	港幣 百萬元 HK\$' m	港幣 百萬元 HK\$' m	港幣 百萬元 HK\$' m
<b>負債</b>	<b>Liabilities</b>							
香港特別行政區流通紙幣								
			32,630	-	-	-	-	32,630
銀行及其他金融機構之 存款及結餘	14,485	8,983	12,241	259	2,907	69	1,110	40,054
交易性負債及公平值變化 計入損益的其他金融工具		795	3,548	-	-	-	-	4,343
衍生金融工具		834	3,065	-	-	-	-	3,899
客戶存款	7,907	109,288	362,112	5,571	2,387	12,421	35,570	535,256
發行之存款證		996	1,979	-	-	-	-	2,975
其他賬項及準備 (包括遞延稅項負 債)	510	2,863	14,933	115	109	176	782	19,488
<b>負債總額</b>	<b>22,902</b>	<b>123,759</b>	<b>430,508</b>	<b>5,945</b>	<b>5,403</b>	<b>12,666</b>	<b>37,462</b>	<b>638,645</b>
資產負債表頭寸淨值	408	74,748	16,678	4,266	(2,976)	(7,762)	(17,171)	68,191
表外資產負債頭寸淨值	(6)	(69,091)	47,414	(4,243)	2,975	7,757	17,108	1,914
或然負債及承擔	622	23,851	74,480	859	702	46	282	100,842

**賬目附註 (續) Notes to the Accounts (continued)**
**5. 金融風險管理 (續) 5. Financial risk management (continued)**
**B) 匯率風險 (續) B) Currency risk (continued)**

		本銀行 The Bank							
		2004							
		美元 US Renminbi	港元 HK Dollars	歐羅 EURO	日圓 Japanese Yen	英鎊 Pound Sterling	其他 Others	總計 Total	
		港幣 百萬元 HK\$ m	港幣 百萬元 HK\$ m	港幣 百萬元 HK\$ m	港幣 百萬元 HK\$ m	港幣 百萬元 HK\$ m	港幣 百萬元 HK\$ m	港幣 百萬元 HK\$ m	
<b>資產</b>	<b>Assets</b>								
庫存現金及短期資金	Cash and short-term funds	11,812	18,560	43,810	195	3,141	88	895	78,501
一至十二個月內到期之銀行及其他 金融機構存款	Placements with banks and other financial institutions maturing between one and twelve months	-	42,748	37,235	98	14,337	1,664	168	96,250
貿易票據	Trade bills	-	567	104	-	10	-	-	681
香港特別行政區政府負債證明書	Hong Kong SAR Government certificates of indebtedness	-	-	34,760	-	-	-	-	34,760
持有之存款證	Certificates of deposit held	-	2,573	11,270	-	-	-	1,183	15,026
貸款及其他賬項	Advances and other accounts	52	31,961	215,841	3,845	2,325	1,095	2,839	257,958
持有至到期日證券	Held-to-maturity securities	-	88,973	39,601	9,274	695	2,830	15,836	157,209
投資證券	Investment securities	-	-	39	-	-	-	-	39
其他證券投資	Other investments in securities	-	2,842	2,131	1,399	-	-	1,527	7,899
附屬公司權益	Interests in subsidiaries	-	-	13,412	-	-	-	-	13,412
聯營公司權益	Interests in associates	-	-	27	-	-	-	-	27
固定資產	Fixed assets	-	-	12,409	-	-	-	-	12,409
投資物業	Investment properties	-	-	4,651	-	-	-	-	4,651
其他資產	Other assets	4	306	6,487	157	66	5	29	7,054
<b>資產總額</b>	<b>Total assets</b>	<b>11,868</b>	<b>188,530</b>	<b>421,777</b>	<b>14,968</b>	<b>20,574</b>	<b>5,682</b>	<b>22,477</b>	<b>685,876</b>
<b>負債</b>	<b>Liabilities</b>								
香港特別行政區流通紙幣	Hong Kong SAR currency notes in circulation	-	-	34,760	-	-	-	-	34,760
銀行及其他金融機構之存款及結餘	Deposits and balances of banks and other financial institutions	7,002	8,501	16,581	505	99	34	1,125	33,847
客戶存款	Deposits from customers	4,418	111,021	370,364	4,403	1,479	11,091	30,942	533,718
發行之存款證	Certificates of deposit issued	-	948	1,823	-	-	-	-	2,771
其他賬項及準備 (包括遞延稅項負 債)	Other accounts and provisions (including deferred tax liabilities)	14	4,622	12,860	1,748	655	237	893	21,029
<b>負債總額</b>	<b>Total liabilities</b>	<b>11,434</b>	<b>125,092</b>	<b>436,388</b>	<b>6,656</b>	<b>2,233</b>	<b>11,362</b>	<b>32,960</b>	<b>626,125</b>
資產負債表頭寸淨值	Net on-balance sheet position	434	63,438	(14,611)	8,312	18,341	(5,680)	(10,483)	59,751
表外資產負債頭寸淨值	Off-balance sheet net notional position	28	(64,544)	77,469	(9,581)	(19,204)	5,638	10,167	(27)
或然負債及承擔	Contingent liabilities and commitments	163	20,745	74,463	1,916	816	701	277	99,081

**賬目附註 (續) Notes to the Accounts (continued)**
**5. 金融風險管理 (續) 5. Financial risk management (continued)**
**C) 利率風險**

下表概述了本集團及本銀行於 12 月 31 日的利率風險暴露。表內以賬面值列示本集團及本銀行之資產及負債，並按重定息率日期或到期日（以較早者為準）分類。以賬面值列示之衍生金融工具是主要用作減低本集團及本銀行暴露於利率變動之風險的衍生金融工具之賬面值已納入“不計息”項目中。

**C) Interest rate risk**

Tables below summarise the Group's and the Bank's exposure to interest rate risk as at 31 December. Included in the tables are the Group's and the Bank's assets and liabilities at carrying amounts, categorised by the earlier of contractual repricing or maturity dates. The carrying amounts of derivative financial instruments which are principally used to reduce the Group's and the Bank's exposure to interest rate movements are under the column captioned 'Non-interest bearing'.

		本集團 The Group						
		2005					不計息	總計
		一個月內 Up to 1 month	一至 三個月 1-3 months	三至 十二個月 3-12 months	一至五年 1-5 years	五年以上 Over 5 years	Non- interest bearing	Total
		港幣百萬元 HK\$' m	港幣百萬元 HK\$' m	港幣百萬元 HK\$' m	港幣百萬元 HK\$' m	港幣百萬元 HK\$' m	港幣百萬元 HK\$' m	港幣百萬元 HK\$' m
<b>資產</b>	<b>Assets</b>							
庫存現金及短期資金	Cash and short-term funds	106,486	3,525	1,705	-	-	3,859	115,575
一至十二個月內到期之銀行及其他 金融機構存款	Placements with banks and other financial institutions maturing between one and twelve months	-	40,132	7,479	-	-	-	47,611
貿易票據	Trade bills	3,039	-	-	-	-	-	3,039
交易性證券及公平值變化計入 損益的其他金融資產	Trading securities and other financial instruments at fair value through profit or loss	2,846	2,245	1,302	2,510	731	18	9,652
衍生金融工具	Derivative financial instruments	-	-	-	-	-	5,184	5,184
香港特別行政區政府負債證明書	Hong Kong SAR Government certificates of indebtedness	-	-	-	-	-	32,630	32,630
持有之存款證	Certificates of deposit held	5,681	8,417	2,026	3,340	-	-	19,464
貸款及其他賬項	Advances and other accounts	273,360	40,833	12,770	4,715	474	3,203	335,355
可供出售證券	Available-for-sale securities	2,346	4,473	195	18,564	17,160	56	42,794
持有至到期日證券	Held-to-maturity securities	23,736	38,767	33,345	52,252	15,942	-	164,042
貸款及應收款	Loans and receivables	3,466	3,351	6,263	-	-	-	13,080
聯營公司權益	Interests in associates	-	-	-	-	-	61	61
固定資產	Fixed assets	-	-	-	-	-	18,316	18,316
投資物業	Investment properties	-	-	-	-	-	7,539	7,539
其他資產（包括遞延稅項資產）	Other assets (including deferred tax assets)	475	-	-	-	-	7,284	7,759
<b>資產總額</b>	<b>Total assets</b>	<b>421,435</b>	<b>141,743</b>	<b>65,085</b>	<b>81,381</b>	<b>34,307</b>	<b>78,150</b>	<b>822,101</b>

**賬目附註 (續)                      Notes to the Accounts (continued)**
**5. 金融風險管理 (續)              5. Financial risk management (continued)**
**C) 利率風險 (續)                      C) Interest rate risk (continued)**

		本集團 The Group						
		2005						
		一至 一個月內 Up to 1 month	一至 三個月 1-3 months	三至 十二個月 3-12 months	一至五年 1-5 years	五年以上 Over 5 years	不計息 Non- interest bearing	總計 Total
		港幣百萬元 HK\$' m	港幣百萬元 HK\$' m	港幣百萬元 HK\$' m	港幣百萬元 HK\$' m	港幣百萬元 HK\$' m	港幣百萬元 HK\$' m	港幣百萬元 HK\$' m
<b>負債</b>	<b>Liabilities</b>							
香港特別行政區流通紙幣	Hong Kong SAR currency notes in circulation	-	-	-	-	-	32,630	32,630
銀行及其他金融機構之存款及結餘	Deposits and balances of banks and other financial institutions	34,444	1,709	3,015	-	-	1,487	40,655
交易性負債及公平值變化計入損益的其他金融工具	Trading liabilities and other financial instruments at fair value through profit or loss	1,725	2,097	1,310	2,792	-	-	7,924
衍生金融工具	Derivative financial instruments	-	-	-	-	-	4,193	4,193
客戶存款	Deposits from customers	454,790	131,904	22,251	1,478	-	22,677	633,100
發行之存款證	Certificates of deposit issued	-	250	2,378	1,337	-	-	3,965
其他賬項及準備 (包括遞延稅項負債)	Other accounts and provisions (including deferred tax liabilities)	8,014	-	-	-	-	16,795	24,809
<b>負債總額</b>	<b>Total liabilities</b>	<b>498,973</b>	<b>135,960</b>	<b>28,954</b>	<b>5,607</b>	<b>-</b>	<b>77,782</b>	<b>747,276</b>
利率敏感度缺口	Interest sensitivity gap	<b>(77,538)</b>	<b>5,783</b>	<b>36,131</b>	<b>75,774</b>	<b>34,307</b>	<b>368</b>	<b>74,825</b>

**賬目附註 (續) Notes to the Accounts (continued)**
**5. 金融風險管理 (續) 5. Financial risk management (continued)**
**C) 利率風險 (續) C) Interest rate risk (continued)**

		本集團 The Group						
		2004						
		一至 一個月內 Up to 1 month	一至 三個月 1-3 months	三至 十二個月 3-12 months	一至五年 1-5 years	五年以上 Over 5 years	不計息 Non- interest bearing	總計 Total
		港幣百萬元 HK\$ m	港幣百萬元 HK\$ m	港幣百萬元 HK\$ m	港幣百萬元 HK\$ m	港幣百萬元 HK\$ m	港幣百萬元 HK\$ m	港幣百萬元 HK\$ m
<b>資產</b>	<b>Assets</b>							
庫存現金及短期資金	Cash and short-term funds	91,041	3,789	2,967	-	-	4,850	102,647
一至十二個月內到期之銀行及 其他金融機構存款	Placements with banks and other financial institutions maturing between one and twelve months	200	48,334	59,047	-	-	-	107,581
貿易票據	Trade bills	1,086	-	-	-	-	-	1,086
香港特別行政區政府負債證明書	Hong Kong SAR Government certificates of indebtedness	-	-	-	-	-	34,760	34,760
持有之存款證	Certificates of deposit held	5,726	10,722	3,490	2,400	-	-	22,338
貸款及其他賬項	Advances and other accounts	242,638	39,721	16,996	840	522	8,494	309,211
持有至到期日證券	Held-to-maturity securities	27,307	57,758	38,330	49,250	8,405	-	181,050
投資證券	Investment securities	-	-	-	-	-	50	50
其他證券投資	Other investments in securities	2,357	2,090	731	2,254	835	21	8,288
聯營公司權益	Interests in associates	-	-	-	-	-	62	62
固定資產	Fixed assets	-	-	-	-	-	16,496	16,496
投資物業	Investment properties	-	-	-	-	-	5,381	5,381
其他資產 (包括遞延稅項資產)	Other assets (including deferred tax assets)	412	-	3	-	-	7,410	7,825
<b>資產總額</b>	<b>Total assets</b>	<b>370,767</b>	<b>162,414</b>	<b>121,564</b>	<b>54,744</b>	<b>9,762</b>	<b>77,524</b>	<b>796,775</b>
<b>負債</b>	<b>Liabilities</b>							
香港特別行政區流通紙幣	Hong Kong SAR currency notes in circulation	-	-	-	-	-	34,760	34,760
銀行及其他金融機構之 存款及結餘	Deposits and balances of banks and other financial institutions	29,623	801	2,632	-	-	1,384	34,440
客戶存款	Deposits from customers	520,664	54,848	22,027	1,746	134	33,077	632,496
發行之存款證	Certificates of deposit issued	-	-	891	2,897	-	-	3,788
其他賬項及準備 (包括遞延稅項負 債)	Other accounts and provisions (including deferred tax liabilities)	8,330	1,064	250	-	-	17,140	26,784
<b>負債總額</b>	<b>Total liabilities</b>	<b>558,617</b>	<b>56,713</b>	<b>25,800</b>	<b>4,643</b>	<b>134</b>	<b>86,361</b>	<b>732,268</b>
利率敏感度缺口	Interest sensitivity gap	(187,850)	105,701	95,764	50,101	9,628	(8,837)	64,507



**賬目附註 (續) Notes to the Accounts (continued)**
**5. 金融風險管理 (續) 5. Financial risk management (continued)**
**C) 利率風險 (續) C) Interest rate risk (continued)**

		本銀行 The Bank						
		2005						
		一至 一個月內 Up to 1 month	一至 三個月 1-3 months	三至 十二個月 3-12 months	一至五年 1-5 years	五年以上 Over 5 years	不計息 Non- interest bearing	總計 Total
		港幣百萬元 HK\$' m	港幣百萬元 HK\$' m	港幣百萬元 HK\$' m	港幣百萬元 HK\$' m	港幣百萬元 HK\$' m	港幣百萬元 HK\$' m	港幣百萬元 HK\$' m
<b>資產</b>	<b>Assets</b>							
庫存現金及短期資金	Cash and short-term funds	84,109	2,978	1,705	-	-	3,433	92,225
一至十二個月內到期之銀行及其他 金融機構存款	Placements with banks and other financial institutions maturing between one and twelve months	-	27,486	5,307	-	-	-	32,793
貿易票據	Trade bills	1,796	-	-	-	-	-	1,796
交易性證券及公平值變化計入 損益的其他金融資產	Trading securities and other financial instruments at fair value through profit or loss	1,939	2,211	1,019	1,466	686	15	7,336
衍生金融工具	Derivative financial instruments	-	-	-	-	-	4,818	4,818
香港特別行政區政府負債證明書	Hong Kong SAR Government certificates of indebtedness	-	-	-	-	-	32,630	32,630
持有之存款證	Certificates of deposit held	4,610	5,802	725	2,924	-	-	14,061
貸款及其他賬項	Advances and other accounts	229,230	33,878	9,982	3,619	134	3,203	280,046
可供出售證券	Available-for-sale securities	2,347	4,199	78	18,491	16,759	39	41,913
持有至到期日證券	Held-to-maturity securities	21,862	34,326	29,671	47,551	15,185	-	148,595
貸款及應收款	Loans and receivables	1,819	2,329	4,266	-	-	-	8,414
附屬公司權益	Interests in subsidiaries	-	-	-	-	-	12,904	12,904
聯營公司權益	Interests in associates	-	-	-	-	-	28	28
固定資產	Fixed assets	-	-	-	-	-	13,900	13,900
投資物業	Investment properties	-	-	-	-	-	6,920	6,920
其他資產	Other assets	-	-	-	-	-	8,457	8,457
<b>資產總額</b>	<b>Total assets</b>	<b>347,712</b>	<b>113,209</b>	<b>52,753</b>	<b>74,051</b>	<b>32,764</b>	<b>86,347</b>	<b>706,836</b>
<b>負債</b>	<b>Liabilities</b>							
香港特別行政區流通紙幣	Hong Kong SAR currency notes in circulation	-	-	-	-	-	32,630	32,630
銀行及其他金融機構之 存款及結餘	Deposits and balances of banks and other financial institutions	35,224	653	2,754	-	-	1,423	40,054
交易性負債及公平值變化 計入損益的其他金融工具	Trading liabilities and other financial instruments at fair value through profit or loss	641	1,356	496	1,850	-	-	4,343
衍生金融工具	Derivative financial instruments	-	-	-	-	-	3,899	3,899
客戶存款	Deposits from customers	387,572	108,817	15,792	292	-	22,783	535,256
發行之存款證	Certificates of deposit issued	-	-	1,786	1,189	-	-	2,975
其他賬項及準備 (包括遞延稅項負 債)	Other accounts and provisions (including deferred tax liabilities)	3,896	-	-	-	-	15,592	19,488
<b>負債總額</b>	<b>Total liabilities</b>	<b>427,333</b>	<b>110,826</b>	<b>20,828</b>	<b>3,331</b>	<b>-</b>	<b>76,327</b>	<b>638,645</b>
利率敏感度缺口	Interest sensitivity gap	<b>(79,621)</b>	<b>2,383</b>	<b>31,925</b>	<b>70,720</b>	<b>32,764</b>	<b>10,020</b>	<b>68,191</b>

**賬目附註 (續) Notes to the Accounts (continued)**
**5. 金融風險管理 (續) 5. Financial risk management (continued)**
**C) 利率風險 (續) C) Interest rate risk (continued)**

		本銀行 The Bank						
		2004						
		一個月內 Up to 1 month	一至 三個月 1-3 months	三至 十二個月 3-12 months	一至五年 1-5 years	五年以上 Over 5 years	不計息 Non- interest bearing	總計 Total
		港幣百萬元 HK\$ m	港幣百萬元 HK\$ m	港幣百萬元 HK\$ m	港幣百萬元 HK\$ m	港幣百萬元 HK\$ m	港幣百萬元 HK\$ m	港幣百萬元 HK\$ m
<b>資產</b>	<b>Assets</b>							
庫存現金及短期資金	Cash and short-term funds	67,947	3,227	2,917	-	-	4,410	78,501
一至十二個月內到期之銀行及 其他金融機構存款	Placements with banks and other financial institutions maturing between one and twelve months	200	38,806	57,244	-	-	-	96,250
貿易票據	Trade bills	681	-	-	-	-	-	681
香港特別行政區政府負債證明書	Hong Kong SAR Government certificates of indebtedness	-	-	-	-	-	34,760	34,760
持有之存款證	Certificates of deposit held	4,643	7,765	1,898	720	-	-	15,026
貸款及其他賬項	Advances and other accounts	201,234	32,785	14,683	745	520	7,991	257,958
持有至到期日證券	Held-to-maturity securities	24,173	52,468	29,342	43,813	7,413	-	157,209
投資證券	Investment securities	-	-	-	-	-	39	39
其他證券投資	Other investments in securities	2,338	2,074	586	2,047	834	20	7,899
附屬公司權益	Interests in subsidiaries	-	-	-	-	-	13,412	13,412
聯營公司權益	Interests in associates	-	-	-	-	-	27	27
固定資產	Fixed assets	-	-	-	-	-	12,409	12,409
投資物業	Investment properties	-	-	-	-	-	4,651	4,651
其他資產	Other assets	-	-	-	-	-	7,054	7,054
<b>資產總額</b>	<b>Total assets</b>	<b>301,216</b>	<b>137,125</b>	<b>106,670</b>	<b>47,325</b>	<b>8,767</b>	<b>84,773</b>	<b>685,876</b>
<b>負債</b>	<b>Liabilities</b>							
香港特別行政區流通紙幣	Hong Kong SAR currency notes in circulation	-	-	-	-	-	34,760	34,760
銀行及其他金融機構之 存款及結餘	Deposits and balances of banks and other financial institutions	29,509	569	2,474	-	-	1,295	33,847
客戶存款	Deposits from customers	444,753	44,433	15,944	843	47	27,698	533,718
發行之存款證	Certificates of deposit issued	-	-	704	2,067	-	-	2,771
其他賬項及準備 (包括遞延稅項負 債)	Other accounts and provisions (including deferred tax liabilities)	4,124	1,064	250	-	-	15,591	21,029
<b>負債總額</b>	<b>Total liabilities</b>	<b>478,386</b>	<b>46,066</b>	<b>19,372</b>	<b>2,910</b>	<b>47</b>	<b>79,344</b>	<b>626,125</b>
利率敏感度缺口	Interest sensitivity gap	(177,170)	91,059	87,298	44,415	8,720	5,429	59,751

**賬目附註 (續) Notes to the Accounts (continued)**
**5. 金融風險管理 (續) 5. Financial risk management (continued)**
**C) 利率風險 (續)**

下表概述於12月31日存在利率風險之貨幣金融工具中幾種主要貨幣的實際利率：

**C) Interest rate risk (continued)**

Tables below summarise the effective interest rate by major currencies for monetary financial instruments subject to interest rate risk as at 31 December:

		本集團 The Group					
		2005					
		人民幣 Renminbi	美元 US Dollars	港元 HK Dollars	歐羅 EURO	日圓 Japanese Yen	英鎊 Pound Sterling
		%	%	%	%	%	%
<b>資產</b>	<b>Assets</b>						
庫存現金及短期資金	Cash and short-term funds	0.98%	4.07%	3.98%	2.19%	-	4.51%
一至十二個月內到期之銀行及其他金融機構存款	Placements with banks and other financial institutions maturing between one and twelve months	1.31%	4.27%	4.15%	-	-	4.53%
客戶貸款	Advances to customers	5.00%	5.17%	5.32%	3.30%	1.22%	4.74%
銀行及其他金融機構貸款	Advances to banks and other financial institutions	-	4.38%	4.31%	-	0.27%	-
可供出售證券	Available-for-sale securities	-	4.93%	3.83%	2.91%	-	4.61%
持有至到期日證券	Held-to-maturity securities	-	4.12%	4.12%	2.94%	0.23%	4.68%
貸款及應收款	Loans and receivables	-	4.15%	3.92%	-	-	-
<b>負債</b>	<b>Liabilities</b>						
銀行及其他金融機構之存款及結餘	Deposits and balances of banks and other financial institutions	0.96%	4.03%	3.79%	2.35%	0.05%	4.28%
客戶存款	Deposits from customers	0.65%	3.02%	3.04%	1.16%	-	3.05%
發行之存款證	Certificates of deposit issued	-	3.02%	3.05%	-	-	-

**賬目附註 (續)      Notes to the Accounts (continued)**
**5. 金融風險管理 (續)      5. Financial risk management (continued)**
**C) 利率風險 (續)      C) Interest rate risk (continued)**

		本集團 The Group					
		2004					
		人民幣 Renminbi	美元 US Dollars	港元 HK Dollars	歐羅 EURO	日圓 Japanese Yen	英鎊 Pound Sterling
		%	%	%	%	%	%
<b>資產</b>	<b>Assets</b>						
庫存現金及短期資金	Cash and short-term funds	0.99%	2.16%	0.45%	1.88%	-	4.07%
一至十二個月內到期之銀行及其他金融機構存款	Placements with banks and other financial institutions maturing between one and twelve months	-	2.25%	0.64%	2.25%	-	4.88%
客戶貸款	Advances to customers	4.65%	3.40%	2.51%	3.16%	1.27%	5.46%
銀行及其他金融機構貸款	Advances to banks and other financial institutions	-	2.50%	0.53%	-	0.30%	-
持有至到期日證券	Held-to-maturity securities	-	3.50%	1.19%	3.67%	2.36%	5.40%
其他證券投資	Other investments in securities	-	4.31%	1.14%	2.91%	-	-
<b>負債</b>	<b>Liabilities</b>						
銀行及其他金融機構之存款及結餘	Deposits and balances of banks and others financial institutions	0.91%	1.92%	0.41%	2.29%	0.03%	4.62%
客戶存款	Deposits from customers	0.61%	1.21%	0.24%	0.92%	-	3.14%
發行之存款證	Certificates of deposit issued	-	2.90%	2.85%	-	-	-

**賬目附註 (續) Notes to the Accounts (continued)**
**5. 金融風險管理 (續) 5. Financial risk management (continued)**
**C) 利率風險 (續) C) Interest rate risk (continued)**

		本銀行 The Bank					
		2005					
		人民幣 Renminbi	美元 US Dollars	港元 HK Dollars	歐羅 EURO	日圓 Japanese Yen	英鎊 Pound Sterling
		%	%	%	%	%	%
<b>資產</b>	<b>Assets</b>						
庫存現金及短期資金	Cash and short-term funds	0.99%	4.15%	4.00%	1.04%	-	4.45%
一至十二個月內到期之銀行及其他金融機構存款	Placements with banks and other financial institutions maturing between one and twelve months	2.10%	4.34%	4.16%	-	-	-
客戶貸款	Advances to customers	5.43%	5.24%	5.17%	3.40%	1.10%	4.72%
銀行及其他金融機構貸款	Advances to banks and other financial institutions	-	4.36%	4.30%	-	0.27%	-
可供出售證券	Available-for-sale securities	-	4.94%	3.83%	2.91%	-	4.61%
持有至到期日證券	Held-to-maturity securities	-	4.12%	4.37%	2.94%	0.23%	4.71%
貸款及應收款	Loans and receivables	-	4.48%	4.10%	-	-	-
<b>負債</b>	<b>Liabilities</b>						
銀行及其他金融機構之存款及結餘	Deposits and balances of banks and other financial institutions	0.92%	4.09%	3.80%	2.37%	0.02%	4.45%
客戶存款	Deposits from customers	0.64%	3.11%	3.09%	1.17%	-	3.07%
發行之存款證	Certificates of deposit issued	-	3.12%	3.13%	-	-	-

		本銀行 The Bank					
		2004					
		人民幣 Renminbi	美元 US Dollars	港元 HK Dollars	歐羅 EURO	日圓 Japanese Yen	英鎊 Pound Sterling
		%	%	%	%	%	%
<b>資產</b>	<b>Assets</b>						
庫存現金及短期資金	Cash and short-term funds	1.01%	2.14%	0.49%	1.28%	-	1.60%
一至十二個月內到期之銀行及其他金融機構存款	Placements with banks and other financial institutions maturing between one and twelve months	-	2.26%	0.65%	2.48%	-	4.88%
客戶貸款	Advances to customers	4.64%	3.47%	2.31%	3.14%	1.24%	5.44%
銀行及其他金融機構貸款	Advances to banks and other financial institutions	-	2.50%	0.49%	-	0.30%	-
持有至到期日證券	Held-to-maturity securities	-	3.48%	0.98%	3.65%	2.40%	5.42%
其他證券投資	Other investments in securities	-	4.40%	1.05%	2.91%	-	-
<b>負債</b>	<b>Liabilities</b>						
銀行及其他金融機構之存款及結餘	Deposits and balances of banks and others financial institutions	0.86%	1.98%	0.41%	2.16%	-	4.65%
客戶存款	Deposits from customers	0.58%	1.27%	0.25%	0.95%	-	3.16%
發行之存款證	Certificates of deposit issued	-	3.04%	2.92%	-	-	-

**賬目附註 (續) Notes to the Accounts (continued)**
**5. 金融風險管理 (續) 5. Financial risk management (continued)**
**D) 流動性風險**
**D) Liquidity risk**

下表為本集團及本銀行之資產及負債於 12 月 31 日的到期日分析, 並按於結算日時, 資產及負債相距合約到期日的剩餘期限分類。

Tables below analyse assets and liabilities of the Group and the Bank as at 31 December into relevant maturity groupings based on the remaining period at balance sheet date to the contractual maturity date.

		本集團 The Group							
		2005							
		即期	一個月內	一至三個月	三至十二個月	一至五年	五年以上	無註明日期	總計
		On demand	Up to 1 month	1-3 months	3-12 months	1-5 years	Over 5 years	Undated	Total
		港幣 百萬元 HK\$' m	港幣 百萬元 HK\$' m	港幣 百萬元 HK\$' m	港幣 百萬元 HK\$' m	港幣 百萬元 HK\$' m	港幣 百萬元 HK\$' m	港幣 百萬元 HK\$' m	港幣 百萬元 HK\$' m
<b>資產</b>	<b>Assets</b>								
庫存現金及短期資金	Cash and short-term funds	30,704	79,641	3,525	1,705	-	-	-	115,575
一至十二個月內到期之銀行及其他金融機構存款	Placements with banks and other financial institutions maturing between one and twelve months	-	-	40,145	7,466	-	-	-	47,611
貿易票據	Trade bills	101	1,125	1,460	353	-	-	-	3,039
交易性證券及公平值變化計入損益的其他金融資產	Trading securities and other financial instruments at fair value through profit or loss	-	86	36	1,350	6,918	1,244	18	9,652
衍生金融工具	Derivative financial instruments	3,706	1,068	227	54	98	31	-	5,184
香港特別行政區政府負債證明書	Hong Kong SAR Government certificates of indebtedness	32,630	-	-	-	-	-	-	32,630
持有之存款證	Certificates of deposit held	-	987	4,159	4,845	9,225	248	-	19,464
貸款及其他賬項 – 客戶貸款	Advances and other accounts – advances to customers	25,359	6,710	16,133	31,534	132,520	118,015	2,029	332,300
貸款及其他賬項 – 銀行及其他金融機構貸款	Advances and other accounts – advances to banks and other financial institutions	102	164	267	376	2,146	-	-	3,055
可供出售證券 – 股份證券	Available-for-sale securities – equity securities	-	-	-	-	-	-	56	56
可供出售證券 – 債務證券	Available-for-sale securities – debt securities	-	61	253	295	23,679	18,450	-	42,738
持有至到期日證券	Held-to-maturity securities	-	1,005	6,088	27,278	111,417	18,254	-	164,042
貸款及應收款	Loans and receivable	-	3,466	3,351	6,263	-	-	-	13,080
聯營公司權益	Interests in associates	-	-	-	-	-	-	61	61
固定資產	Fixed assets	-	-	-	-	-	-	18,316	18,316
投資物業	Investment properties	-	-	-	-	-	-	7,539	7,539
其他資產 (包括遞延稅項資產)	Other assets (including deferred tax assets)	6,014	1,389	-	234	48	-	74	7,759
<b>資產總額</b>	<b>Total assets</b>	<b>98,616</b>	<b>95,702</b>	<b>75,644</b>	<b>81,753</b>	<b>286,051</b>	<b>156,242</b>	<b>28,093</b>	<b>822,101</b>

**賬目附註 (續) Notes to the Accounts (continued)**
**5. 金融風險管理 (續) 5. Financial risk management (continued)**
**D) 流動性風險 (續) D) Liquidity risk (continued)**

		本集團 The Group							
		2005							
		即期	一個月內	一至三個月	三至十二個月	一至五年	五年以上	無註明日期	總計
		On demand	Up to 1 month	1-3 months	3-12 months	1-5 years	Over 5 years	Undated	Total
		港幣 百萬元 HK\$'m	港幣 百萬元 HK\$'m	港幣 百萬元 HK\$'m	港幣 百萬元 HK\$'m	港幣 百萬元 HK\$'m	港幣 百萬元 HK\$'m	港幣 百萬元 HK\$'m	港幣 百萬元 HK\$'m
<b>負債</b>	<b>Liabilities</b>								
香港特別行政區流通紙幣	Hong Kong SAR currency notes in circulation	32,630	-	-	-	-	-	-	32,630
銀行及其他金融機構之存款及結餘	Deposits and balances of banks and other financial institutions	21,112	15,479	1,049	3,015	-	-	-	40,655
交易性負債及公平值變化計入損益的其他金融工具	Trading liabilities and other financial instruments at fair value through profit or loss	-	641	1,411	1,750	3,560	562	-	7,924
衍生金融工具	Derivative financial instruments	1,767	1,261	146	239	616	164	-	4,193
客戶存款	Deposits from customers	247,548	229,893	131,900	22,253	1,506	-	-	633,100
發行之存款證	Certificates of deposit issued	-	-	-	2,336	1,629	-	-	3,965
其他賬項及準備 (包括遞延稅項負債)	Other accounts and provisions (including deferred tax liabilities)	17,931	1,602	1,032	3,971	205	1	67	24,809
<b>負債總額</b>	<b>Total liabilities</b>	<b>320,988</b>	<b>248,876</b>	<b>135,538</b>	<b>33,564</b>	<b>7,516</b>	<b>727</b>	<b>67</b>	<b>747,276</b>
流動性缺口	Net liquidity gap	(222,372)	(153,174)	(59,894)	48,189	278,535	155,515	28,026	74,825

**賬目附註 (續) Notes to the Accounts (continued)**
**5. 金融風險管理 (續) 5. Financial risk management (continued)**
**D) 流動性風險 (續) D) Liquidity risk (continued)**

		本集團 The Group							
		2004							
		即期	一個月內	一至	三至	一至五年	五年以上	無註明	
		On	Up to 1	三個月	十二個月	1-5	Over 5	日期	總計
		demand	month	months	months	years	years	Undated	Total
		港幣	港幣	港幣	港幣	港幣	港幣	港幣	港幣
		百萬元	百萬元	百萬元	百萬元	百萬元	百萬元	百萬元	百萬元
		HK\$m	HK\$m	HK\$m	HK\$m	HK\$m	HK\$m	HK\$m	HK\$m
<b>資產</b>	<b>Assets</b>								
庫存現金及短期資金	Cash and short-term funds	20,976	74,987	3,717	2,967	-	-	-	102,647
一至十二個月內到期之銀行及其他 金融機構存款	Placements with banks and other financial institutions maturing between one and twelve months	16	-	47,849	59,716	-	-	-	107,581
貿易票據	Trade bills	8	538	501	39	-	-	-	1,086
香港特別行政區政府負債證明書	Hong Kong SAR Government certificates of indebtedness	34,760	-	-	-	-	-	-	34,760
持有之存款證	Certificates of deposit held	-	1,162	4,080	5,695	11,085	316	-	22,338
貸款及其他賬項 – 客戶貸款	Advances and other accounts – advances to customers	19,351	9,021	14,989	28,703	127,520	101,326	7,011	307,921
貸款及其他賬項 – 銀行及其他金 融機構貸款	Advances and other accounts – advances to banks and other financial institutions	-	-	-	-	1,290	-	-	1,290
持有至到期日證券	Held-to-maturity securities	-	6,283	25,196	36,755	101,053	11,743	20	181,050
投資證券	Investment securities	-	-	-	-	-	-	50	50
其他證券投資 – 股份證券	Other investments securities – equity securities	-	-	-	-	-	-	21	21
其他證券投資 – 債務證券	Other investments securities – debt securities	-	486	20	730	6,150	881	-	8,267
聯營公司權益	Interests in associates	-	-	-	-	-	-	62	62
固定資產	Fixed assets	-	-	-	-	-	-	16,496	16,496
投資物業	Investment properties	-	-	-	-	-	-	5,381	5,381
其他資產 (包括遞延稅項資產)	Other assets (including deferred tax assets)	2,730	4,128	31	150	465	-	321	7,825
<b>資產總額</b>	<b>Total assets</b>	<b>77,841</b>	<b>96,605</b>	<b>96,383</b>	<b>134,755</b>	<b>247,563</b>	<b>114,266</b>	<b>29,362</b>	<b>796,775</b>
<b>負債</b>	<b>Liabilities</b>								
香港特別行政區流通紙幣	Hong Kong SAR currency notes in circulation	34,760	-	-	-	-	-	-	34,760
銀行及其他金融機構之存款及結餘	Deposits and balances of banks and other financial institutions	14,990	15,986	832	2,632	-	-	-	34,440
客戶存款	Deposits from customers	332,198	221,045	53,697	20,768	4,476	312	-	632,496
發行之存款證	Certificates of deposit issued	-	-	-	891	2,897	-	-	3,788
其他賬項及準備 (包括遞延稅項負 債)	Other accounts and provisions (including deferred tax liabilities)	7,409	6,043	2,678	7,704	403	984	1,563	26,784
<b>負債總額</b>	<b>Total liabilities</b>	<b>389,357</b>	<b>243,074</b>	<b>57,207</b>	<b>31,995</b>	<b>7,776</b>	<b>1,296</b>	<b>1,563</b>	<b>732,268</b>
流動性缺口	Net liquidity gap	(311,516)	(146,469)	39,176	102,760	239,787	112,970	27,799	64,507



**賬目附註 (續) Notes to the Accounts (continued)**
**5. 金融風險管理 (續) 5. Financial risk management (continued)**
**D) 流動性風險 (續) D) Liquidity risk (continued)**

		本銀行 The Bank							
		2005							
		即期	一個月內	一至三個月	三至十二個月	一至五年	五年以上	無註明日期	總計
		On demand	Up to 1 month	1-3 months	3-12 months	1-5 years	Over 5 years	Undated	Total
		港幣 百萬元 HK\$' m	港幣 百萬元 HK\$' m	港幣 百萬元 HK\$' m	港幣 百萬元 HK\$' m	港幣 百萬元 HK\$' m	港幣 百萬元 HK\$' m	港幣 百萬元 HK\$' m	港幣 百萬元 HK\$' m
<b>資產</b>	<b>Assets</b>								
庫存現金及短期資金	Cash and short-term funds	29,406	58,136	2,978	1,705	-	-	-	92,225
一至十二個月內到期之銀行及其他 金融機構存款	Placements with banks and other financial institutions maturing between one and twelve months	-	-	27,499	5,294	-	-	-	32,793
貿易票據	Trade bills	99	748	651	298	-	-	-	1,796
交易性證券及公平值變化計入 損益的其他金融資產	Trading securities and other financial instruments at fair value through profit or loss	-	-	1	1,083	5,551	686	15	7,336
衍生金融工具	Derivative financial instruments	3,547	1,086	48	46	74	17	-	4,816
香港特別行政區政府負債證明書	Hong Kong SAR Government certificates of indebtedness	32,630	-	-	-	-	-	-	32,630
持有之存款證	Certificates of deposit held	-	151	2,179	3,585	7,945	201	-	14,061
貸款及其他賬項 – 客戶貸款	Advances and other accounts – advances to customers	17,599	6,146	12,546	26,103	111,487	101,804	1,535	277,220
貸款及其他賬項 – 銀行及其他金 融機構貸款	Advances and other accounts – advances to banks and other financial institutions	102	164	267	376	1,917	-	-	2,826
可供出售證券 – 股份證券	Available-for-sale securities – equity securities	-	-	-	-	-	-	39	39
可供出售證券 – 債務證券	Available-for-sale securities – debt securities	-	61	253	179	23,332	18,049	-	41,874
持有至到期日證券	Held-to-maturity securities	-	598	4,259	23,813	102,891	17,034	-	148,595
貸款及應收款	Loans and receivables	-	1,819	2,329	4,266	-	-	-	8,414
投資附屬公司	Investment in subsidiaries	-	-	-	-	-	-	12,904	12,904
聯營公司權益	Interests in associates	-	-	-	-	-	-	28	28
固定資產	Fixed assets	-	-	-	-	-	-	13,900	13,900
投資物業	Investment properties	-	-	-	-	-	-	6,920	6,920
其他資產	Other assets	4,712	3,459	-	225	-	-	61	8,457
<b>資產總額</b>	<b>Total assets</b>	<b>88,095</b>	<b>72,368</b>	<b>53,010</b>	<b>66,973</b>	<b>253,197</b>	<b>137,791</b>	<b>35,402</b>	<b>706,836</b>

**賬目附註 (續) Notes to the Accounts (continued)**
**5. 金融風險管理 (續) 5. Financial risk management (continued)**
**D) 流動性風險 (續) D) Liquidity risk (continued)**

		本銀行 The Bank							
		2005							
		即期	一個月內	一至三個月	三至十二個月	一至五年	五年以上	無註明日期	總計
		On demand	Up to 1 month	1-3 months	3-12 months	1-5 years	Over 5 years	Undated	Total
		港幣 百萬元 HK\$' m	港幣 百萬元 HK\$' m	港幣 百萬元 HK\$' m	港幣 百萬元 HK\$' m	港幣 百萬元 HK\$' m	港幣 百萬元 HK\$' m	港幣 百萬元 HK\$' m	港幣 百萬元 HK\$' m
<b>負債</b>	<b>Liabilities</b>								
香港特別行政區流通紙幣	Hong Kong SAR currency notes in circulation	32,630	-	-	-	-	-	-	32,630
銀行及其他金融機構之存款及結餘	Deposits and balances of banks and other financial institutions	21,438	15,209	653	2,754	-	-	-	40,054
交易性負債及公平值變化計入損益的其他金融工具	Trading liabilities and other financial instruments at fair value through profit or loss	-	641	1,356	496	1,850	-	-	4,343
衍生金融工具	Derivative financial instruments	1,775	1,259	93	163	491	118	-	3,899
客戶存款	Deposits from customers	209,684	200,646	108,813	15,794	319	-	-	535,256
發行之存款證	Certificates of deposit issued	-	-	-	1,786	1,189	-	-	2,975
其他賬項及準備 (包括遞延稅項負債)	Other accounts and provisions (including deferred tax liabilities)	12,164	3,577	376	3,174	197	-	-	19,488
<b>負債總額</b>	<b>Total liabilities</b>	<b>277,691</b>	<b>221,332</b>	<b>111,291</b>	<b>24,167</b>	<b>4,046</b>	<b>118</b>	<b>-</b>	<b>638,641</b>
流動性缺口	Net liquidity gap	(189,596)	(148,964)	(58,281)	42,806	249,151	137,673	35,402	68,199

**賬目附註 (續) Notes to the Accounts (continued)**
**5. 金融風險管理 (續) 5. Financial risk management (continued)**
**D) 流動性風險 (續) D) Liquidity risk (continued)**

		本銀行 The Bank							
		2004							
		即期	一個月內	一至	三至	一至五年	五年以上	無註明	總計
		On	Up to 1	三個月	十二個月	1-5	Over 5	日期	Tota
		demand	month	months	months	years	years	Undated	Total
		港幣	港幣	港幣	港幣	港幣	港幣	港幣	港幣
		百萬元	百萬元	百萬元	百萬元	百萬元	百萬元	百萬元	百萬元
		HK\$m	HK\$m	HK\$m	HK\$m	HK\$m	HK\$m	HK\$m	HK\$m
<b>資產</b>	<b>Assets</b>								
庫存現金及短期資金	Cash and short-term funds	19,735	52,622	3,227	2,917	-	-	-	78,507
一至十二個月內到期之銀行及其他 金融機構存款	Placements with banks and other financial institutions maturing between one and twelve months	16	-	38,450	57,784	-	-	-	96,250
貿易票據	Trade bills	3	382	260	36	-	-	-	681
香港特別行政區政府負債證明書	Hong Kong SAR Government certificates of indebtedness	34,760	-	-	-	-	-	-	34,760
持有之存款證	Certificates of deposit held	-	459	1,395	4,691	8,278	203	-	15,026
貸款及其他賬項 – 客戶貸款	Advances and other accounts – advances to customers	16,790	4,916	10,921	24,240	107,783	85,603	6,456	256,709
貸款及其他賬項 – 銀行及其他金 融機構貸款	Advances and other accounts – advances to banks and other financial institutions	-	-	-	-	1,249	-	-	1,249
持有至到期日證券	Held-to-maturity securities	-	5,009	22,967	27,684	92,008	9,521	20	157,209
投資證券	Investment securities	-	-	-	-	-	-	39	39
其他證券投資 – 股份證券	Other investments securities – equity securities	-	-	-	-	-	-	20	20
其他證券投資 – 債務證券	Other investments securities – debt securities	-	400	19	585	5,994	881	-	7,879
附屬公司權益	Interests in subsidiaries	-	-	-	-	-	-	13,412	13,412
聯營公司權益	Interests in associates	-	-	-	-	-	-	27	27
固定資產	Fixed assets	-	-	-	-	-	-	12,409	12,409
投資物業	Investment properties	-	-	-	-	-	-	4,651	4,651
其他資產	Other assets	1,391	4,512	29	705	345	-	72	7,052
<b>資產總額</b>	<b>Total assets</b>	<b>72,695</b>	<b>68,300</b>	<b>77,268</b>	<b>118,642</b>	<b>215,657</b>	<b>96,208</b>	<b>37,106</b>	<b>685,876</b>
<b>負債</b>	<b>Liabilities</b>								
香港特別行政區流通紙幣	Hong Kong SAR currency notes in circulation	34,760	-	-	-	-	-	-	34,760
銀行及其他金融機構之存款及結餘	Deposits and balances of banks and other financial institutions	14,968	15,836	569	2,474	-	-	-	33,847
客戶存款	Deposits from customers	278,736	193,732	44,426	15,936	841	47	-	533,718
發行之存款證	Certificates of deposit issued	-	-	-	705	2,066	-	-	2,771
其他賬項及準備 (包括遞延稅項負 債)	Other accounts and provisions (including deferred tax liabilities)	6,068	4,249	2,133	8,169	207	-	203	21,029
<b>負債總額</b>	<b>Total liabilities</b>	<b>334,532</b>	<b>213,817</b>	<b>47,128</b>	<b>27,284</b>	<b>3,114</b>	<b>47</b>	<b>203</b>	<b>626,127</b>
流動性缺口	Net liquidity gap	(261,837)	(145,517)	30,140	91,358	212,543	96,161	36,903	59,750

**賬目附註 (續)      Notes to the Accounts (continued)**

**5. 金融風險管理 (續)      5. Financial risk management (continued)**

**D) 流動性風險 (續)**

**D) Liquidity risk (continued)**

上述到期日分類乃按照金管局頒佈之監管政策手冊規定之《本地註冊認可機構披露財務資料》指引而編製。根據該指引，本集團將逾期不超過1個月之貸款及債務證券申報為「即期」資產。對於按不同款額或分期償還之資產，只有該資產中實際逾期之部分被視作逾期。其他未到期之部分仍繼續根據剩餘期限申報，但假若對該資產之償還能力有疑慮，則將該等款項列為「無註明日期」。上述列示之資產已扣除任何相關準備（如有）。

按尚餘到期日對其他證券資產之分析是為符合金管局頒佈之監管政策手冊規定之《本地註冊認可機構披露財務資料》指引而披露的。所作披露不代表此等證券將持有至到期日。

The above maturity classifications have been prepared in accordance with the guideline on “Financial Disclosure by Locally Incorporated Authorized Institutions” under the Supervisory Policy Manual issued by the HKMA. In accordance with the guideline, the Group has reported assets such as advances and debt securities which have been overdue for not more than one month as “Repayable on demand”. In the case of an asset that is repayable by different payments or instalments, only that portion of the asset that is actually overdue is reported as overdue. Any part of the asset that is not due is reported according to the residual maturity unless the repayment of the asset is in doubt in which case the amount is reported as “Undated”. The above assets are stated after deduction of provisions, if any.

The analysis of debt securities by remaining period to maturity is disclosed in order to comply with the guideline on “Financial Disclosure by Locally Incorporated Authorized Institutions” under the Supervisory Policy Manual issued by the HKMA. The disclosure does not imply that the securities will be held to maturity.

## 1 賬目附註 (續) Notes to the Accounts (continued)

### 5. 金融風險管理 (續) 5. Financial risk management (continued)

#### E) 金融資產和負債的公平值

公平值是以在一特定時點按相關市場資料及不同金融工具之資料來評估。以下之方法及假設是適用於評估各類金融工具之公平值。

##### 一至十二個月內到期之銀行及其他金融機構之結餘及貿易票據

此等金融資產及負債均於一年內到期，而其賬面值與公平值相若。

##### 客戶貸款

大部分之客戶貸款是浮動利率，按市場息率計算利息，而其賬面值與公平值相若。

##### 持有至到期日證券（包括持有之存款證）

持有至到期日證券之公平值是按市場價格或經紀／交易商之報價為基礎。若沒有相關資料提供，公平值會採用類似如信貸、到期日及收益等特徵之證券市場報價來估計。

##### 貸款及應收款和發行之存款證

採用以現時收益率曲線及相關之剩餘限期為基礎的現金流量貼現模型計算。

##### 客戶存款

大部分之客戶存款將於年結日後一年內到期，其賬面值與公平值相若。

#### E) Fair values of financial assets and liabilities

Fair value estimates are made at a specific point in time based on relevant market information and information about various financial instruments. The following methods and assumptions have been used to estimate the fair value of each class of financial instruments as far as practicable.

##### Balances with banks and other financial institutions maturing between one and twelve months and Trade bills

The maturities of these financial assets and liabilities are within one year and the carrying value approximates fair value.

##### Advances to customers

Substantially all the advances to customers are on floating rate term, bear interest at prevailing market interest rate and their carrying value approximates fair value.

##### Held-to-maturity securities (including Certificates of deposit held)

Fair value for held-to-maturity securities is based on market prices or broker/dealer price quotations. Where this information is not available, fair value has been estimated using quoted market prices for securities with similar credit, maturity and yield characteristics.

##### Loans and receivables and Certificates of deposit issued

A discounted cash flow model is used based on a current yield curve appropriate for the remaining term to maturity.

##### Deposits from customers

Substantially all the deposits from customers mature within one year from balance sheet date and their carrying value approximates fair value.

**賬目附註 (續) Notes to the Accounts (continued)**
**5. 金融風險管理 (續) 5. Financial risk management (continued)**
**E) 金融資產和負債的  
公平值 (續)**
**E) Fair values of financial assets and liabilities (continued)**

		本集團 The Group			
		賬面值 Carrying Value		公平值 Fair Value	
		2005	2004	2005	2004
		港幣百萬元 HK\$ m	港幣百萬元 HK\$ m	港幣百萬元 HK\$ m	港幣百萬元 HK\$ m
<b>金融資產</b>	<b>Financial assets</b>				
持有至到期日證券 (包括持有之存款證)	Held-to-maturity securities (including certificates of deposit held)	<b>178,521</b>	212,129	<b>177,318</b>	213,017
貸款及應收款	Loans and receivables	<b>13,080</b>	-	<b>13,061</b>	-
<b>金融負債</b>	<b>Financial liabilities</b>				
發行之存款證	Certificates of deposit issued	<b>136</b>	3,788	<b>134</b>	3,810

		本銀行 The Bank			
		賬面值 Carrying Value		公平值 Fair Value	
		2005	2004	2005	2004
		港幣百萬元 HK\$ m	港幣百萬元 HK\$ m	港幣百萬元 HK\$ m	港幣百萬元 HK\$ m
<b>金融資產</b>	<b>Financial assets</b>				
持有至到期日證券 (包括持有之存款證)	Held-to-maturity securities (including certificates of deposit held)	<b>158,571</b>	180,346	<b>157,518</b>	181,126
貸款及應收款	Loans and receivables	<b>8,414</b>	-	<b>8,402</b>	-
<b>金融負債</b>	<b>Financial liabilities</b>				
發行之存款證	Certificates of deposit issued	-	2,771	-	2,795

**F) 受託業務**
**F) Fiduciary activities**

本集團及本銀行提供託管、信託及投資管理服務予第三者，涉及本集團及本銀行提供結算及簿記服務予受益人，此資產因為受託人身份而持有，故不計入賬目內。於2005年12月31日，本集團和本銀行受託業務的賬目餘額分別約為港幣1,754.12億元(2004:港幣1,470.76億元)及港幣1,022.33億元(2004:港幣867.25億元)。

The Group and the Bank provide custody, trustee and investment management services to third parties which involve the Group and the Bank providing both settlement functions and book keeping services to the beneficiaries. Those assets that are held in a fiduciary capacity are not included in these accounts. As at 31 December 2005, the Group and the Bank had a balance of securities custody accounts amounting to approximately HK\$175,412 million (2004:HK\$147,076 million) and HK\$102,233 million (2004:HK\$86,725 million) respectively.

賬目附註 (續)

Notes to the Accounts (continued)

6. 淨利息收入

6. Net interest income

		2005	2004
		港幣百萬元	港幣百萬元
		HK\$m	HK\$m
<b>利息收入</b>	<b>Interest income</b>		
現金及存放於同業和其他金融機構的款項	Cash and due from banks and other financial institutions	3,963	2,493
客戶貸款	Advances to customers	13,176	8,183
上市證券投資	Listed investments	2,007	1,753
非上市證券投資	Unlisted investments	6,090	2,861
其他	Others	639	388
		<b>25,875</b>	<b>15,678</b>
<b>利息支出</b>	<b>Interest expense</b>		
同業、客戶及其他金融機構存放的款項	Due to banks, customers and other financial institutions	(12,351)	(3,913)
債務證券發行	Debt securities in issue	(112)	(82)
其他	Others	(575)	(492)
		<b>(13,038)</b>	<b>(4,487)</b>
<b>淨利息收入</b>	<b>Net interest income</b>	<b>12,837</b>	<b>11,191</b>

截至2005年12月31日止年度之利息收入包括港幣1.28億元被界定為減值貸款的確認利息。

Included within interest income is HK\$128 million of interest with respect to income recognised on advances classified as impaired for the year ended 31 December 2005.

**賬目附註 (續)                      Notes to the Accounts (continued)**
**7. 淨服務費及佣金收入              7. Net fees and commission income**

		<u>2005</u>	<u>2004</u>
		港幣百萬元	港幣百萬元
		HK\$m	HK\$m
<b>服務費及佣金收入</b>	<b>Fees and commission income</b>		
證券經紀	Securities brokerage	834	934
信用卡	Credit cards	737	666
匯票佣金	Bills commissions	532	547
貸款佣金	Loan commissions	263	490
繳款服務	Payment services	381	349
保險	Insurance	329	314
資產管理	Asset management	183	233
信託服務	Trust services	107	75
擔保	Guarantees	43	38
其他	Others		
- 保管箱	- safe deposit box	169	161
- 小額存戶	- low deposit balance accounts	45	63
- 買賣貨幣	- currency exchange	102	52
- 中銀卡	- BOC cards	32	35
- 不動戶口	- dormant accounts	25	28
- 代理業務	- agency services	12	24
- 郵電	- postage and telegrams	27	25
- 資訊調查	- information search	37	33
- 代理行	- correspondent banking	19	18
- 人民幣業務	- RMB business	43	26
- 其他	- sundries	190	195
		<u>4,110</u>	<u>4,306</u>
<b>服務費及佣金支出</b>	<b>Fees and commission expenses</b>	<u>(1,055)</u>	<u>(1,083)</u>
<b>淨服務費及佣金收入</b>	<b>Net fees and commission income</b>	<u><u>3,055</u></u>	<u><u>3,223</u></u>



賬目附註 (續)

Notes to the Accounts (continued)

8. 淨交易性收入

8. Net trading income

	2005	2004
	港幣百萬元 HK\$m	港幣百萬元 HK\$m
淨收益 / (虧損) 源自：		
- 外匯交易及外匯交易產品	1,464	1,059
- 利率工具	146	(22)
- 股份權益工具	12	26
- 商品	52	55
	<b>1,674</b>	<b>1,118</b>

外匯淨交易性收入包括遠期及期貨合約、期權、掉期及外幣資產和負債換算而產生的收益和虧損。

Foreign exchange net trading income includes gains and losses from forward and futures contracts, options, swaps and translation of foreign currency assets and liabilities.

9. 其他經營收入

9. Other operating income

	2005	2004
	港幣百萬元 HK\$m	港幣百萬元 HK\$m
證券投資股息收入		
- 非上市證券投資	14	14
投資物業之租金總收入	194	210
減：有關投資物業之支出	(62)	(69)
其他	149	165
	<b>295</b>	<b>320</b>

「有關投資物業之支出」包括港幣 1.7 千萬元 (2004 年：港幣 1.3 千萬元) 關於未出租投資物業之直接經營支出。

Included in the "Outgoings in respect of investment properties" were HK\$17 million (2004: HK\$13 million) of direct operating expenses related to investment properties that were not let during the year.

賬目附註 (續)

Notes to the Accounts (continued)

10. 經營支出

10. Operating expenses

		<u>2005</u>	<u>2004</u>
		港幣百萬元	港幣百萬元
		HK\$m	HK\$m
人事費用 (包括董事酬金)	Staff costs (including directors' emoluments)		
- 薪酬及其他費用	- salaries and other costs	3,213	3,045
- 補償費用	- termination benefit	1	1
- 退休成本	- pension cost	<u>252</u>	<u>241</u>
		3,466	3,287
房產及設備支出 (不包括折舊)	Premises and equipment expenses (excluding depreciation)		
- 房產租金	- rental of premises	258	226
- 資訊科技	- information technology	283	301
- 其他	- others	<u>202</u>	<u>198</u>
		743	725
折舊	Depreciation	566	585
審計師酬金	Auditors' remuneration		
- 審計服務	- audit services	27	24
- 非審計服務	- non-audit services	8	15
其他經營支出	Other operating expenses	<u>920</u>	<u>868</u>
		<u><u>5,730</u></u>	<u><u>5,504</u></u>

**賬目附註 (續)**
**Notes to the Accounts (continued)**
**11. 貸款減值準備撥回**
**11. Reversal of loan impairment allowances on advances**

		2005	2004
		港幣百萬元 HK\$ m	港幣百萬元 HK\$ m
貸款減值準備淨撥回額	Net reversal of loan impairment allowances on advances		
- 個別評估	- Individually assessed	1,377	-
- 組合評估	- Collectively assessed	1,268	-
		<u>2,645</u>	<u>-</u>
其中	Of which		
- 新提準備	- new allowances	(1,315)	-
- 撥回	- releases	2,321	-
- 收回已撤銷賬項(附註 26)	- recoveries (Note 26)	1,639	-
撥回損益賬淨額(附註 26)	Net credit to profit and loss account (Note 26)	<u>2,645</u>	<u>-</u>

**12. 呆壞賬撥回**
**12. Write-back of bad and doubtful debts**

		2005	2004
		港幣百萬元 HK\$ m	港幣百萬元 HK\$ m
呆壞賬淨撥回額	Net credit for bad and doubtful debts		
特別準備	Specific provisions		
- 新提撥	- new provisions	-	(1,520)
- 撥回	- releases	-	1,851
- 收回已撤銷賬項(附註 27)	- recoveries (Note 27)	-	1,356
		-	<u>1,687</u>
一般準備(附註 27)	General provisions (Note 27)	-	(59)
撥回損益賬淨額(附註 27)	Net credit to profit and loss account (Note 27)	<u>-</u>	<u>1,628</u>

**賬目附註 (續)**
**Notes to the Accounts (continued)**
**13. 出售 / 重估固定資產之淨收益**
**13. Net gain from disposal of/revaluation of fixed assets**

		<u>2005</u>	<u>2004</u>
		港幣百萬元	港幣百萬元
		HK\$ m	HK\$ m
出售房產之淨(虧損)/收益	Net (loss)/gain on disposal of premises	(3)	29
出售其他固定資產之淨虧損	Net loss on disposal of other fixed assets	(14)	(3)
重估房產之淨收益 (附註 35)	Net gain on revaluation of premises (Note 35)	97	1,366
房產減值撥備撥回 (附註 35)	Reversal of impairment losses on premises (Note 35)	5	-
其他固定資產之減值撥備 (附註 35)	Provision for impairment losses on fixed assets (Note 35)	(1)	-
		<u>84</u>	<u>1,392</u>

**14. 出售 / 公平值調整投資物業之淨收益**
**14. Net gain from disposal of/fair value adjustments on investment properties**

		<u>2005</u>	<u>2004</u>
		港幣百萬元	港幣百萬元
		HK\$ m	HK\$ m
出售投資物業之淨收益	Net gain on disposal of investment properties	14	196
公平值調整投資物業之淨收益	Net gain on fair value adjustments on investment properties	1,382	525
		<u>1,396</u>	<u>721</u>

**賬目附註 (續)**
**Notes to the Accounts (continued)**
**15. 稅項**
**15. Taxation**

損益賬內之稅項組成如下：

Taxation in the profit and loss account represents:

		<u>2005</u>	<u>2004</u>
		港幣百萬元	港幣百萬元
		HK\$ m	HK\$ m
香港利得稅	Hong Kong profits tax		
- 本年稅項	- current year taxation	2,282	2,116
- 往年超額撥備	- over-provision in prior years	(34)	(91)
計入遞延稅項	Deferred tax charge	<u>424</u>	<u>148</u>
		2,672	2,173
應佔合夥企業投資之估計香港利得稅虧損	Attributable share of estimated Hong Kong profits tax losses arising from investments in partnerships	<u>(3)</u>	<u>(203)</u>
		2,669	1,970
撇銷合夥企業投資	Investments in partnerships written off	<u>3</u>	<u>139</u>
香港利得稅	Hong Kong profits tax	2,672	2,109
海外稅項	Overseas taxation	<u>39</u>	<u>17</u>
		2,711	2,126
應佔聯營公司稅項	Share of taxation attributable to associates	<u>-</u>	<u>1</u>
		<u>2,711</u>	<u>2,127</u>

香港利得稅乃按照截至本年度估計應課稅溢利依稅率 17.5% (2004 年：17.5%) 提撥準備。海外溢利之稅款按照本年度估計應課稅溢利依集團經營業務所在國家之現行稅率計算。

Hong Kong profits tax has been provided at the rate of 17.5% (2004: 17.5%) on the estimated assessable profits arising in Hong Kong during the year. Taxation on overseas profits has been calculated on the estimated assessable profits for the year at the rates of taxation prevailing in the countries in which the Group operates.

本集團訂立多項飛機租賃及息票分拆交易，涉及特別用途合夥企業。於 2005 年 12 月 31 日，本集團於此等企業之投資列於綜合資產負債表的「其他資產」內，共達港幣 1.65 億元 (2004 年：港幣 6.13 億元)。本集團於此等合夥企業之投資，按投資所得稅務利益之比例，在合夥企業年內攤銷。

The Group has entered into a number of aircraft leasing and coupon strip transactions involving special purpose partnerships. As at 31 December 2005, the Group's investments in such partnerships, which are included in "Other assets" in the consolidated balance sheet, amounted to HK\$165 million (2004: HK\$613 million). The Group's investments in partnerships are amortised over the life of the partnerships in proportion to the taxation benefits resulting from those investments.

賬目附註 (續)

Notes to the Accounts (continued)

15. 稅項 (續)

15. Taxation (continued)

上述合夥企業之總資產及總負債如下：

The total assets and liabilities of the aforementioned partnerships are as follows:

		2005	2004
		港幣百萬元	港幣百萬元
		HK\$ m	HK\$ m
資產	Assets	<u>589</u>	<u>2,356</u>
負債	Liabilities	<u>433</u>	<u>1,655</u>

本集團除稅前溢利產生的實際稅項，與根據香港利得稅率計算的稅項差異如下：

The taxation on the Group's profit before taxation that differs from the theoretical amount that would arise using the taxation rate of Hong Kong is as follows:

		2005	2004
		港幣百萬元	港幣百萬元
		HK\$ m	HK\$ m
除稅前溢利	Profit before taxation	<u>16,367</u>	<u>14,277</u>
按稅率 17.5% (2004: 17.5%) 計算的稅項	Calculated at a taxation rate of 17.5% (2004: 17.5%)	2,864	2,498
其他國家稅率差異的影響	Effect of different taxation rates in other countries	(19)	(41)
無需課稅之收入	Income not subject to taxation	(182)	(332)
稅務上不可扣減之開支	Expenses not deductible for taxation purposes	81	173
未確認的稅務虧損	Tax losses not recognised	9	2
使用往年未確認的稅務虧損	Utilisation of previously unrecognised tax losses	(8)	(19)
往年超額撥備	Over-provision in prior years	(34)	(91)
從合夥企業獲取之稅務利益	Tax benefits from partnerships	-	(64)
應佔聯營公司稅項	Share of taxation attributable to associates	-	1
計入稅項	Taxation charge	<u>2,711</u>	<u>2,127</u>
實際稅率	Effective tax rate	<u>16.6%</u>	<u>14.9%</u>

賬目附註 (續)

Notes to the Accounts (continued)

16. 本銀行股東應佔溢利

16. Profit attributable to equity holders of the Bank

截至 2005 年 12 月 31 日止之本銀行股東應佔本銀行溢利為港幣 127.78 億元 (2004 年: 港幣 113.81 億元), 並已列入本銀行之賬目內。

The profit of the Bank for the year ended 31 December 2005 attributable to equity holders of the Bank and dealt with in the accounts of the Bank amounted to HK\$12,778 million (2004: HK\$11,381 million).

17. 股息

17. Dividends

		2005		2004	
		每股 港幣 Per share HK\$	總額 港幣百萬元 Total HK\$ m	每股 港幣 Per share HK\$	總額 港幣百萬元 Total HK\$ m
第一次中期股息	First interim dividend	0.055	2,367	0.090	3,874
第二次中期股息	Second interim dividend	0.137	5,897	0.095	4,089
		<b>0.192</b>	<b>8,264</b>	<b>0.185</b>	<b>7,963</b>

## 賬目附註 (續)

## Notes to the Accounts (continued)

### 18. 退休福利成本

### 18. Retirement benefit costs

本集團給予本集團員工的定額供款計劃主要為獲強積金條例豁免之職業退休計劃及中銀保誠簡易強積金計劃。根據職業退休計劃，僱員須向職業退休計劃之每月供款為彼等基本薪金之 5%，而僱主之每月供款為僱員基本月薪之 5% 至 15% 不等（視乎彼等之服務年期）。僱員有權於 20 年服務期屆滿後，在僱用期終止時收取 100% 之僱主供款，或於 3 年至 20 年以下服務期屆滿後，在退休、提前退休、永遠喪失工作能力及健康欠佳或僱用期終止等情況（被即時解僱除外）下，收取 20% 至 95% 之僱主供款。

隨著強積金條例於 2000 年 12 月 1 日實施，本集團亦參與中銀保誠簡易強積金計劃，該計劃之受託人為中銀國際英國保誠信託有限公司，投資管理人為中銀國際英國保誠資產管理有限公司，此兩間公司均為本銀行之有關連人士。

截至 2005 年 12 月 31 日止，在扣除約港幣 2.3 千萬元（2004 年：約港幣 2.1 千萬元）之沒收供款後，職業退休計劃之供款總額約為港幣 2.25 億元（2004 年：約港幣 2.25 億元），而本集團向強積金計劃之供款總額則約為港幣 1.5 千萬元（2004 年：約港幣 1.2 千萬元）。

The principal defined contribution schemes for the Group's employees are ORSO schemes exempted under the MPF Schemes Ordinance and the BOC-Prudential Easy Choice MPF Scheme. Under the ORSO schemes, employees make monthly contributions to the ORSO schemes equal to 5% of their basic salaries, while the employer makes monthly contributions equal to 5% to 15% of the employees' monthly basic salaries, depending on years of service. The employees are entitled to receive 100% of the employer's contributions upon termination of employment after completing 20 years of service, or at a scale ranging from 20% to 95% for employees who have completed between 3 to 20 years of service, on conditions of retirement, early retirement, permanent incapacity and ill-health or termination of employment other than summary dismissal.

With the implementation of the MPF Schemes Ordinance on 1 December 2000, the Group also participates in the BOC-Prudential Easy Choice MPF Scheme, of which the trustee is BOC-Prudential Trustee and the investment manager is BOC-Prudential Manager, which are related parties of the Bank.

The Group's total contributions made to the ORSO schemes for the year ended 31 December 2005 amounted to approximately HK\$225 million (2004: approximately HK\$225 million), after a deduction of forfeited contributions of approximately HK\$23 million (2004: approximately HK\$21 million). For the MPF Scheme, the Group contributed approximately HK\$15 million (2004: approximately HK\$12 million) for the year ended 31 December 2005.



## 賬目附註 (續)

## Notes to the Accounts (continued)

### 19. 認股權計劃

### 19. Share option schemes

#### (a) 認股權計劃及股份儲蓄計劃

認股權計劃及股份儲蓄計劃的主要條款已於 2002 年 7 月 10 日由中銀香港 (控股) 的全體股東以書面決議案批准並採納。

認股權計劃旨在向參與人提供購買中銀香港 (控股) 專有權益的機會。中銀香港 (控股) 董事會可以完全根據自己的決定, 將認股權授予中銀香港 (控股) 董事會可能選擇的任何人士。股份認購價格將根據中銀香港 (控股) 董事會的決定於授出日期按既定規則計算每股價格。認股權可於中銀香港 (控股) 董事會確定的任何日期之後的任何時間, 或在要約不時規定的時間, 或於中銀香港 (控股) 董事會確定的終止日期當日或之前, 可部分或全部行使。

股份儲蓄計劃旨在鼓勵僱員認購中銀香港 (控股) 股份。每月為認股權支付的款項應該是合資格僱員在其申請表格中指明願意支付的額度, 該額度必須不少於合資格僱員於申請日期的月薪的 1% 亦不得多於 10%, 或中銀香港 (控股) 董事會當時可能釐定的最高或最低額度。認股權可於行使期間內全部或部分行使。

上述兩個計劃在 2005 年度內並未有授出認股權 (2004 年: 無)。

#### (a) Share Option Scheme and Sharesave Plan

The principal terms of the Share Option Scheme and the Sharesave Plan were approved and adopted by written resolutions of all the shareholders of BOCHK (Holdings) dated 10 July 2002.

The purpose of the Share Option Scheme is to provide the participants with the opportunity to acquire proprietary interests in BOCHK (Holdings). The Board of BOCHK (Holdings) may, in its absolute discretion, offer to grant options under the Share Option Scheme to any person as the Board of BOCHK (Holdings) may select. The subscription price for the shares shall be determined on the date of grant by the Board of BOCHK (Holdings) as an amount per share calculated on the basis of established rules. An option may be exercised in whole or in part at any time after the date prescribed by the Board of BOCHK (Holdings) and from time to time as specified in the offer and on or before the termination date prescribed by the Board of BOCHK (Holdings).

The purpose of the Sharesave Plan is to encourage broad-based employee ownership of the shares of BOCHK (Holdings). The amount of the monthly contribution under the savings contract to be made in connection with an option shall be the amount which the relevant eligible employee is willing to contribute, which amount shall not be less than 1% and not more than 10% of the eligible employee's monthly salary as at the date of application or such other maximum or minimum amounts as permitted by the Board of BOCHK (Holdings). When an option is exercised during an exercise period, it may be exercised in whole or in part.

No options were granted pursuant to the Share Option Scheme or the Sharesave Plan during the year 2005 (2004: Nil).

賬目附註 (續)

Notes to the Accounts (continued)

19. 認股權計劃 (續)

19. Share option schemes (continued)

(b) 上市前認股權計劃

(b) Pre-Listing Share Option Scheme

於2002年7月5日,本銀行間接控股公司中銀(BVI)根據上市前認股權計劃向若干董事及另外約60名本集團高級管理人員和中國銀行員工授予認股權,彼等可據此向中銀(BVI)購入合共31,132,600股中銀香港(控股)現有已發行股份。本集團受惠於香港財務報告準則第2號53段之過渡條文內列明新確認及計量政策並不應用於2002年11月7日或之前授予員工的認股權。

On 5 July 2002, several directors together with approximately 60 senior management personnel of BOCHK (Holdings) and employees of BOC were granted options by BOC (BVI), the immediate holding company of the Bank, pursuant to a Pre-Listing Share Option Scheme to purchase from BOC (BVI) an aggregate of 31,132,600 existing issued shares of BOCHK (Holdings). The Group has taken advantage of the transitional provisions set out in paragraph 53 of HKFRS 2 under which the new recognition and measurement policies have not been applied to all options grants to employees on or before 7 November 2002.

截至2005年12月31日止認股權詳情披露如下:

Details of the share options outstanding as at 31 December 2005 are disclosed as follows:

		董事 Directors	高級管理人員 Senior management	其他* Others*	認股權總計 Total number of share options	平均行使價 (每股港幣) Average exercise price (HK\$per share)
於2005年1月1日	At 1 January 2005	8,459,100	10,532,700	1,446,000	20,437,800	8.5
減:年內行使之認股權	Less: Share options exercised during the year	-	(2,121,550)	-	(2,121,550)	8.5
減:年內作廢之認股權	Less: Share options lapsed during the year	-	(108,500)	-	(108,500)	8.5
於2005年12月31日	At 31 December 2005	8,459,100	8,302,650	1,446,000	18,207,750	8.5
於2005年12月31日 可行使之認股權	Exercisable at 31 December 2005	6,253,950	5,071,600	1,084,500	12,410,050	8.5
於2004年1月1日	At 1 January 2004	12,001,800	14,705,700	-	26,707,500	8.5
轉賬	Transfer	(3,181,200)	-	3,181,200	-	8.5
減:年內行使之認股權	Less: Share options exercised during the year	(361,500)	(1,814,000)	-	(2,175,500)	8.5
減:年內作廢之認股權	Less: Share options lapsed during the year	-	(2,359,000)	(1,735,200)	(4,094,200)	8.5
於2004年12月31日	At 31 December 2004	8,459,100	10,532,700	1,446,000	20,437,800	8.5
於2004年12月31日 可行使之認股權	Exercisable at 31 December 2004	4,048,800	3,853,600	723,000	8,625,400	8.5

\* 代表本集團前董事持有的認股權。

\* Represented share options held by ex-directors of the Group.

賬目附註 (續)

Notes to the Accounts (continued)

19. 認股權計劃 (續)

19. Share option schemes (continued)

(b) 上市前認股權計劃  
(續)

(b) Pre-Listing Share Option Scheme (continued)

認股權於年內曾多次被行使，有關之加權平均股價為港幣 15.01 元 (2004：港幣 14.14 元)。

Share options were exercised on a regular basis throughout the year, the weighted average share price during the year was HK\$15.01 (2004: HK\$14.14).

根據此計劃而授出之認股權之行使價為每股港幣 8.50 元，而相對之認股權價為港幣 1.00 元。該等認股權由中銀香港(控股)股份於聯交所開始買賣日期起計的 4 年內歸屬 (該等認股權項下 25% 的股份將於每年年底歸屬)，有效行使期為 10 年。於中銀香港(控股)股份開始在聯交所買賣之日或其後，將不會再根據上市前認股權計劃授出任何認股權。

The options granted under this scheme can be exercised at HK\$8.50 per share in respect of the option price of HK\$1.00. These options have a vesting period of four years (25% of the number of shares subject to such options will vest at the end of each year) from the date on which dealings in the shares commenced on the Stock Exchange with a valid exercise period of ten years. No offer to grant any options under the Pre-Listing Share Option Scheme will be made on or after the date on which dealings in the shares commenced on the Stock Exchange.

**賬目附註 (續)                      Notes to the Accounts (continued)**
**20. 董事及高級管理人員 酬金                      20. Directors' and senior management's emoluments**
**(a) 董事酬金**
**(a) Directors' emoluments**

本年度就本銀行董事提供之服務而已付及其應收未收之酬金詳情如下：

Details of the emoluments paid to or receivable by the directors of the Bank during the year are as follows:

		董事袍金	基本薪金、津貼及實物福利	為退休金計劃所作之供款	花紅	總計
		Directors' Fees	Basic salaries, allowances and benefits in kind	Contributions to pension schemes	Bonus	Total
截至 2005 年止		港幣千元	港幣千元	港幣千元	港幣千元	港幣千元
For the year ended 2005		HK\$' 000	HK\$' 000	HK\$' 000	HK\$' 000	HK\$' 000
<b>執行董事</b>	<b>Executive Directors</b>					
和廣北	He Guangbei	331	4,728	-	1,969	7,028
<b>非執行董事</b>	<b>Non-executive Directors</b>					
肖鋼	Xiao Gang	300	-	-	-	300
孫昌基	Sun Changji	300	-	-	-	300
華慶山	Hua Qingshan	254	-	-	-	254
李早航	Li Zaohang	250	-	-	-	250
周載群	Zhou Zaiqun	254	-	-	-	254
張燕玲	Zhang Yanling	250	-	-	-	250
馮國經*	Fung Victor Kwok King*	300	-	-	-	300
單偉建*	Shan Weijian*	350	-	-	-	350
董建成*	Tung Chee Chen*	300	-	-	-	300
童偉鶴*	Tung Savio Wai-Hok*	29	-	-	-	29
楊曹文梅*	Yang Linda Tsao*	263	-	-	-	263
		<b>3,181</b>	<b>4,728</b>	<b>-</b>	<b>1,969</b>	<b>9,878</b>

註：  
\* 獨立非執行董事

Note:  
\* Independent Non-executive Directors

**賬目附註 (續)                      Notes to the Accounts (continued)**
**20. 董事及高級管理人員 酬金 (續)                      20. Directors' and senior management' s emoluments (continued)**
**(a) 董事酬金 (續)                      (a) Directors' emoluments (continued)**

		董事袍金 Directors' Fees	基本薪金 津貼 及實物福利 Basic salaries, allowances and benefits in kind	為退休金計劃 所作之供款 Contributions to pension schemes	花紅 Bonus	總計 Total
截至 2004 年止      For the year ended 2004		港幣千元 HK\$' 000	港幣千元 HK\$' 000	港幣千元 HK\$' 000	港幣千元 HK\$' 000	港幣千元 HK\$' 000
<b>執行董事</b>	<b>Executive Directors</b>					
和廣北	He Guangbei	350	3,113	423	411	4,297
<b>非執行董事</b>	<b>Non-executive Directors</b>					
肖鋼	Xiao Gang	300	-	-	-	300
孫昌基	Sun Changji	300	-	-	-	300
華慶山	Hua Qingshan	250	-	-	-	250
李早航	Li Zaohang	250	-	-	-	250
周載群	Zhou Zaiqun	250	-	-	-	250
張燕玲	Zhang Yanling	250	-	-	-	250
馮國經*	Fung Victor Kwok King*	300	-	-	-	300
單偉建*	Shan Weijian*	350	-	-	-	350
董建成*	Tung Chee Chen*	300	-	-	-	300
楊曹文梅*	Yang Linda Tsao*	246	-	-	-	246
平岳	Ping Yue	22	-	-	-	22
		<b>3,168</b>	<b>3,113</b>	<b>423</b>	<b>411</b>	<b>7,115</b>

註：  
\* 獨立非執行董事

Note:  
\* Independent Non-executive Directors

## 賬目附註 (續)                      Notes to the Accounts (continued)

### 20. 董事及高級管理人員酬金 (續)                      20. Directors' and senior management' s emoluments (continued)

#### (a) 董事酬金 (續)

2002年7日，本銀行間接控股公司中銀(BVI)根據上市前認股權計劃向若干董事授予認股權，詳情見附註19(b)。年內並無董事行使該等認股權，故上述披露之董事酬金中並無包括因該等認股權而產生的利益；而損益賬亦無需就此作出反映。

董事酬金政策的詳細資料，請參閱公司治理報告。

#### (a) Directors' emoluments (continued)

In July 2002, options were granted to several directors of the Bank by the indirect holding company, BOC (BVI), under the Pre-Listing Share Option Scheme. Full details of the scheme are stated in Note 19(b). During the year, no options were exercised and no benefits arising from the granting of these share options were included in the directors' emoluments disclosed above or recognised in the profit and loss account.

For details of policies on directors' emoluments please refer to the Corporate Governance Report.

#### (b) 五位最高薪酬人士

本年度，本集團內五位最高薪酬人士包括1名(2004年：1名)董事，其酬金已載於上文分析。其餘4名(2004年：4名)最高薪酬人士之酬金分析如下：

#### (b) Five highest paid individuals

The five individuals whose emoluments were the highest in the Group for the year include 1 (2004: 1) director whose emoluments are reflected in the analysis presented above. The emoluments payable to the remaining 4 (2004: 4) individuals during the year are as follows:

	2005	2004
	港幣百萬元	港幣百萬元
	HK\$m	HK\$m
基本薪金及津貼	12	7
酌情發放之花紅	5	1
其他(包括退休金供款)	1	1
	<b>18</b>	<b>9</b>

賬目附註 (續)

Notes to the Accounts (continued)

20. 董事及高級管理人員  
酬金 (續)

20. Directors' and senior management' s emoluments (continued)

(b) 五位最高薪酬人士  
(續)

(b) Five highest paid individuals (continued)

彼等酬金之組別如下：

Emoluments of individuals were within the following bands:

		人數	
		Number of individuals	
		2005	2004
2,000,001 港元至 2,500,000 港元	HK\$2,000,001 – HK\$2,500,000	-	3
2,500,001 港元至 3,000,000 港元	HK\$2,500,001 – HK\$3,000,000	-	1
3,000,001 港元至 3,500,000 港元	HK\$3,000,001 – HK\$3,500,000	1	-
4,500,001 港元至 5,000,000 港元	HK\$4,500,001 – HK\$5,000,000	2	-
5,000,001 港元至 5,500,000 港元	HK\$5,000,001 – HK\$5,500,000	1	-

本年度既無董事放棄任何酬金，本集團亦無向董事或五位最高薪酬人士之中任何人士支付作為加入本集團之獎勵或作為離職補償之酬金。

During the year, no director waived any emoluments and the Group has not paid any emoluments to the directors or any of the five highest paid individuals as an inducement to join or upon joining the Group or as compensation for loss of office.

**賬目附註 (續)                      Notes to the Accounts (continued)**
**21. 庫存現金及短期資金      21. Cash and short-term funds**

		本集團		本銀行	
		The Group		The Bank	
		2005	2004	2005	2004
		港幣百萬元	港幣百萬元	港幣百萬元	港幣百萬元
		HK\$ m	HK\$ m	HK\$ m	HK\$ m
庫存現金	Cash	<b>3,032</b>	4,072	<b>2,598</b>	3,686
銀行及其他金融機構之結存	Balances with banks and other financial institutions	<b>27,671</b>	16,904	<b>26,808</b>	16,049
即期及 1 個月內到期短期通知結餘	Money at call and short notice maturing within one month	<b>78,051</b>	70,892	<b>56,685</b>	48,678
庫券 (包括外匯基金票據)	Treasury bills (including Exchange Fund Bills)	<b>6,821</b>	10,779	<b>6,134</b>	10,088
		<b>115,575</b>	102,647	<b>92,225</b>	78,501

庫券分析如下：

An analysis of treasury bills held is as follows:

非上市之可供出售證券, 按公平值入賬	Unlisted, available-for-sale securities, at fair value	<b>5,271</b>	-	<b>4,584</b>	-
非上市之持有至到期日證券, 按攤銷成本入賬	Unlisted, held-to-maturity securities, at amortised cost	-	8,947	-	8,256
非上市之其他證券投資, 按公平值入賬	Unlisted, other investments in securities, at fair value	-	1,832	-	1,832
非上市之交易性證券及公平值變化計入損益的其他金融資產	Unlisted, trading securities and other financial instruments at fair value through profit or loss	<b>1,550</b>	-	<b>1,550</b>	-
		<b>6,821</b>	10,779	<b>6,134</b>	10,088



**賬目附註 (續)**
**Notes to the Accounts (continued)**
**22. 交易性證券及公平值  
變化計入損益的其他  
金融資產**
**22. Trading securities and other financial instruments at fair value  
through profit or loss**

		本集團 The Group					
		公平值變化計入損益 的其他金融資產					
		交易性證券 Trading securities		Other financial instruments at fair value through profit or loss		總計 Total	
		2005	2004	2005	2004	2005	2004
		港幣百萬元 HK\$ m	港幣百萬元 HK\$ m	港幣百萬元 HK\$ m	港幣百萬元 HK\$ m	港幣百萬元 HK\$ m	港幣百萬元 HK\$ m
按公平值入賬	At fair value						
債務證券	Debt securities						
- 於香港上市	- Listed in Hong Kong	409	-	609	-	1,018	-
- 於海外上市	- Listed outside Hong Kong	4,181	-	931	-	5,112	-
		<b>4,590</b>	<b>-</b>	<b>1,540</b>	<b>-</b>	<b>6,130</b>	<b>-</b>
- 非上市	- Unlisted	2,556	-	948	-	3,504	-
		<b>7,146</b>	<b>-</b>	<b>2,488</b>	<b>-</b>	<b>9,634</b>	<b>-</b>
股份證券	Equity securities						
- 於香港上市	- Listed in Hong Kong	18	-	-	-	18	-
總計	Total	<b>7,164</b>	<b>-</b>	<b>2,488</b>	<b>-</b>	<b>9,652</b>	<b>-</b>

		本銀行 The Bank					
		公平值變化計入損益 的其他金融資產					
		交易性證券 Trading securities		Other financial instruments at fair value through profit or loss		總計 Total	
		2005	2004	2005	2004	2005	2004
		港幣百萬元 HK\$ m	港幣百萬元 HK\$ m	港幣百萬元 HK\$ m	港幣百萬元 HK\$ m	港幣百萬元 HK\$ m	港幣百萬元 HK\$ m
按公平值入賬	At fair value						
債務證券	Debt securities						
- 於香港上市	- Listed in Hong Kong	256	-	103	-	359	-
- 於海外上市	- Listed outside Hong Kong	4,181	-	226	-	4,407	-
		<b>4,437</b>	<b>-</b>	<b>329</b>	<b>-</b>	<b>4,766</b>	<b>-</b>
- 非上市	- Unlisted	2,555	-	-	-	2,555	-
		<b>6,992</b>	<b>-</b>	<b>329</b>	<b>-</b>	<b>7,321</b>	<b>-</b>
股份證券	Equity securities						
- 於香港上市	- Listed in Hong Kong	15	-	-	-	15	-
總計	Total	<b>7,007</b>	<b>-</b>	<b>329</b>	<b>-</b>	<b>7,336</b>	<b>-</b>

**賬目附註 (續)**
**Notes to the Accounts (continued)**
**22. 交易性證券及公平值變化計入損益的其他金融資產 (續)**
**22. Trading securities and other financial instruments at fair value through profit or loss (continued)**

交易性證券及公平值變化計入損益的其他金融資產按發行機構分析如下：

Trading securities and other financial instruments at fair value through profit or loss are analysed by issuers as follows:

	本集團 The Group		本銀行 The Bank	
	2005	2004	2005	2004
	港幣百萬元 HK\$ m	港幣百萬元 HK\$ m	港幣百萬元 HK\$ m	港幣百萬元 HK\$ m
中央政府及中央銀行	809	-	623	-
公共機構	1,620	-	1,504	-
銀行及其他金融機構	5,721	-	4,726	-
公司企業	1,502	-	483	-
	<b>9,652</b>	<b>-</b>	<b>7,336</b>	<b>-</b>

全部交易性證券及公平值變化計入損益的其他金融資產分類如下：

All trading securities and other financial instruments at fair value through profit or loss are classified as follows in:

	本集團 The Group		本銀行 The Bank	
	2005	2004	2005	2004
	港幣百萬元 HK\$ m	港幣百萬元 HK\$ m	港幣百萬元 HK\$ m	港幣百萬元 HK\$ m
庫存現金及短期資金	1,550	-	1,550	-
持有之存款證	807	-	463	-
交易性證券及公平值變化計入損益的其他金融資產	9,652	-	7,336	-
	<b>12,009</b>	<b>-</b>	<b>9,349</b>	<b>-</b>

## 賬目附註 (續)

### 23. 衍生金融工具

本集團訂立下列股份權益、匯率、利率及貴金屬相關的衍生金融工具合約用作買賣及風險管理之用：

遠期外匯合約是指於未來某一日期買或賣外幣的承諾。利率期貨是指根據合約按照利率的變化收取或支付一個淨金額的合約，或在交易所管理的金融市場上按約定價格在未來的某一日期買進或賣出利率金融工具的合約。遠期利率合同是經單獨協商而達成的利率期貨合約，要求在未來某一日期根據合約利率與市場利率的差異及名義本金的金額進行計算及現金交割。

貨幣、利率及貴金屬掉期是指交換不同現金流量或商品的承諾。掉期的結果是不同貨幣、利率（如固定利率與浮動利率）或貴金屬（如白銀掉期）的交換或以上的所有組合（如交叉貨幣利率掉期）。除某些貨幣掉期合約外，該等交易無需交換本金。

外匯、利率、股份權益合約及貴金屬期權是指期權的賣方（出讓方）為買方（持有方）提供在未來某一特定日期或未來一定時期內按約定的價格買進（認購期權）或賣出（認沽期權）一定數量的金融工具的權利（而非承諾）的一種協定。考慮到外匯和利率風險，期權的賣方從購買方收取一定的期權費。本集團期權合約是與對手方在場外協商達成協定的或透過交易所進行（如於交易所進行買賣之期權）。

## Notes to the Accounts (continued)

### 23. Derivative financial instruments

The Group enters into the following equity, foreign exchange, interest rate and precious metal related derivative financial instruments for trading and risk management purposes:

Currency forward represent commitments to purchase and sell foreign currency on a future date. Interest rate futures are contractual obligations to receive or pay a net amount based on changes in interest rates or buy or sell interest rate financial instruments on a future date at an agreed price in the financial market under the administration of the stock exchange. Forward rate agreements are individually negotiated interest rate futures that call for a cash settlement at a future date for the difference between a contracted rate of interest and the current market rate, based on a notional principal amount.

Currency, interest rate and precious metal swaps are commitments to exchange one set of cash flows or commodity for another. Swaps result in an exchange of currencies, interest rates (for example, fixed rate for floating rate), or precious metals (for example, silver swaps) or a combination of all these (i.e. cross-currency interest rate swaps). Except for certain currency swap contracts, no exchange of principal takes place.

Foreign currency, interest rate, equity and precious metal options are contractual agreements under which the seller (writer) grants the purchaser (holder) the right, but not the obligation, either to buy (a call option) or sell (a put option) at or by a set date or during a set period, a specific amount of the financial instrument at a predetermined price. In consideration for the assumption of foreign exchange and interest rate risk, the seller receives a premium from the purchaser. Options are negotiated over-the-counter (“OTC”) between the Group and its counterparty or traded through the stock exchange (for example, exchange-traded stock option).

**賬目附註 (續)****Notes to the Accounts (continued)****23. 衍生金融工具 (續)****23. Derivative financial instruments (continued)**

本集團之衍生金融工具合約 / 名義合約數額及其公平值詳列於下表。資產負債表日各類型金融工具的合約 / 名義合約數額僅顯示了於資產負債表日之未完成交易量, 而若干金融工具之合約 / 名義合約數額則提供了一個與綜合資產負債表內所確認的公平值資產或負債的對比基礎。但是, 這並不代表所涉及的未來的現金流量或當前的公平值, 因而也不能反映本集團所面臨的信用風險或市場風險。隨著與衍生金融工具合約條款相關的市場利率、匯率或股份權益和貴金屬價格的波動, 衍生金融工具的估值可能產生對銀行有利(資產)或不利(負債)的影響, 這些影響可能在不同期間有較大的波動。

The contract/notional amounts and fair values of derivative financial instruments held by the Group are set out in the following tables. The contract/notional amounts of these instruments indicate the volume of transactions outstanding at the balance sheet dates and certain of them provide a basis for comparison with fair value instruments recognised on the consolidated balance sheet. However, they do not necessarily indicate the amounts of future cash flows involved or the current fair values of the instruments and, therefore, do not indicate the Group's exposure to credit or market risks. The derivative financial instruments become favourable (assets) or unfavourable (liabilities) as a result of fluctuations in market interest rates, foreign exchange rates or equity and metal prices relative to their terms. The aggregate fair values of derivative financial instruments assets and liabilities can fluctuate significantly from time to time.

**賬目附註 (續)                      Notes to the Accounts (continued)**
**23. 衍生金融工具 (續)            23. Derivative financial instruments (continued)**

以下為衍生金融工具  
中每項重要類別之合  
約 / 名義合約數額之  
摘要：

The following is a summary of the contract/notional amounts of each significant type of derivative financial instruments:

		本集團 The Group					
		2005			2004		
		買賣 Trading	風險對沖 Hedging	總計 Total	買賣 Trading	風險對沖 Hedging	總計 Total
		港幣百萬元 HK\$' m	港幣百萬元 HK\$' m	港幣百萬元 HK\$' m	港幣百萬元 HK\$' m	港幣百萬元 HK\$' m	港幣百萬元 HK\$' m
匯率合約	Exchange rate contracts						
即期及遠期	Spot and forward	113,672	-	113,672	15,840	-	15,840
掉期	Swaps	177,871	-	177,871	200,862	3,715	204,577
外匯交易期權合約	Foreign currency option contracts						
- 買入期權	- Options purchased	2,227	-	2,227	1,415	-	1,415
- 賣出期權	- Options written	1,315	-	1,315	2,851	-	2,851
		<b>295,085</b>	<b>-</b>	<b>295,085</b>	<b>220,968</b>	<b>3,715</b>	<b>224,683</b>
利率合約	Interest rate contracts						
期貨	Futures	194	-	194	389	-	389
掉期	Swaps	29,310	194	29,504	5,349	17,166	22,515
利率期權合約	Interest rate option contracts						
- 買入掉期期權	- Swaptions purchased	-	-	-	469	-	469
- 賣出掉期期權	- Swaptions written	1,153	-	1,153	2,206	-	2,206
其他合約	Other contracts						
- 賣出債券期權	- Bond option written	465	-	465	-	-	-
		<b>31,122</b>	<b>194</b>	<b>31,316</b>	<b>8,413</b>	<b>17,166</b>	<b>25,579</b>
貴金屬合約	Bullion contracts	17,808	-	17,808	1,092	-	1,092
股份權益合約	Equity contracts	567	-	567	1,014	-	1,014
總計	Total	<b>344,582</b>	<b>194</b>	<b>344,776</b>	<b>231,487</b>	<b>20,881</b>	<b>252,368</b>

**賬目附註 (續)                      Notes to the Accounts (continued)**
**23. 衍生金融工具 (續)            23. Derivative financial instruments (continued)**

		本銀行 The Bank					
		2005			2004		
		買賣 Trading	風險對沖 Hedging	總計 Total	買賣 Trading	風險對沖 Hedging	總計 Total
		港幣百萬元 HK\$'m	港幣百萬元 HK\$'m	港幣百萬元 HK\$'m	港幣百萬元 HK\$'m	港幣百萬元 HK\$'m	港幣百萬元 HK\$'m
匯率合約	Exchange rate contracts						
即期及遠期	Spot and forward	<b>109,480</b>	-	<b>109,480</b>	15,258	-	15,258
掉期	Swaps	<b>176,715</b>	-	<b>176,715</b>	200,890	3,514	204,404
外匯交易期權合約	Foreign currency option contracts						
- 買入期權	- Options purchased	<b>2,227</b>	-	<b>2,227</b>	1,415	-	1,415
- 賣出期權	- Options written	<b>1,315</b>	-	<b>1,315</b>	2,851	-	2,851
		<b>289,737</b>	-	<b>289,737</b>	220,414	3,514	223,928
利率合約	Interest rate contracts						
期貨	Futures	<b>194</b>	-	<b>194</b>	389	-	389
掉期	Swaps	<b>22,542</b>	-	<b>22,542</b>	4,834	13,822	18,656
利率期權合約	Interest rate option contracts						
- 買入掉期期權	- Swaptions purchased	-	-	-	341	-	341
- 賣出掉期期權	- Swaptions written	<b>1,153</b>	-	<b>1,153</b>	1,371	-	1,371
其他合約	Other contracts						
- 賣出債券期權	- Bond option written	<b>465</b>	-	<b>465</b>	-	-	-
		<b>24,354</b>	-	<b>24,354</b>	6,935	13,822	20,757
貴金屬合約	Bullion contracts	<b>17,808</b>	-	<b>17,808</b>	1,092	-	1,092
股份權益合約	Equity contracts	<b>525</b>	-	<b>525</b>	853	-	853
總計	Total	<b>332,424</b>	-	<b>332,424</b>	229,294	17,336	246,630

註：於 2005 年，持有作為  
風險對沖之衍生金融  
工具全部屬公平值風  
險對沖。

Note: In 2005, all derivatives held for hedging are designated as fair value hedges.

**賬目附註 (續)                      Notes to the Accounts (continued)**
**23. 衍生金融工具 (續)            23. Derivative financial instruments (continued)**

以下為各類衍生金融工  
具於 2005 年 12 月 31 日  
之公平值摘要：

The following table summarises the fair values of each class of derivative financial instrument as at 31 December 2005:

		本集團 The Group					
		公平值資產 Fair value assets			公平值負債 Fair value liabilities		
		買賣 Trading	風險對沖 Hedging	總計 Total	買賣 Trading	風險對沖 Hedging	總計 Total
		港幣百萬元 HK\$ m	港幣百萬元 HK\$ m	港幣百萬元 HK\$ m	港幣百萬元 HK\$ m	港幣百萬元 HK\$ m	港幣百萬元 HK\$ m
匯率合約	Exchange rate contracts	4,167	-	4,167	2,329	-	2,329
利率合約	Interest rate contracts	138	3	141	1,028	1	1,029
貴金屬合約	Bullion contracts	873	-	873	833	-	833
股份權益合約	Equity contracts	3	-	3	2	-	2
		<b>5,181</b>	<b>3</b>	<b>5,184</b>	<b>4,192</b>	<b>1</b>	<b>4,193</b>

		本銀行 The Bank					
		公平值資產 Fair value assets			公平值負債 Fair value liabilities		
		買賣 Trading	風險對沖 Hedging	總計 Total	買賣 Trading	風險對沖 Hedging	總計 Total
		港幣百萬元 HK\$ m	港幣百萬元 HK\$ m	港幣百萬元 HK\$ m	港幣百萬元 HK\$ m	港幣百萬元 HK\$ m	港幣百萬元 HK\$ m
匯率合約	Exchange rate contracts	3,830	-	3,830	2,266	-	2,266
利率合約	Interest rate contracts	112	-	112	798	-	798
貴金屬合約	Bullion contracts	873	-	873	833	-	833
股份權益合約	Equity contracts	3	-	3	2	-	2
		<b>4,818</b>	<b>-</b>	<b>4,818</b>	<b>3,899</b>	<b>-</b>	<b>3,899</b>

**賬目附註 (續)                      Notes to the Accounts (continued)**
**23. 衍生金融工具 (續)              23. Derivative financial instruments (continued)**

上述衍生金融工具之重置成本及信貸風險加權數額 (並未計及雙邊淨額結算安排之影響) 如下：

The replacement costs and credit risk weighted amounts of the above derivative financial instruments, which do not take into account the effects of bilateral netting arrangements are as follows:

		本集團 The Group			
		2005	2004	2005	2004
		信貸風險加權數額		重置成本	
		Credit risk weighted amount		Replacement cost	
		港幣百萬元 HK\$m	港幣百萬元 HK\$m	港幣百萬元 HK\$m	港幣百萬元 HK\$m
匯率合約	Exchange rate contracts	415	694	246	1,264
利率合約	Interest rate contracts	49	57	85	97
貴金屬合約	Bullion contracts	11	10	873	12
股份權益合約	Equity contracts	9	16	3	6
		<b>484</b>	<b>777</b>	<b>1,207</b>	<b>1,379</b>

		本銀行 The Bank			
		2005	2004	2005	2004
		信貸風險加權數額		重置成本	
		Credit risk weighted amount		Replacement cost	
		港幣百萬元 HK\$m	港幣百萬元 HK\$m	港幣百萬元 HK\$m	港幣百萬元 HK\$m
匯率合約	Exchange rate contracts	411	690	237	1,262
利率合約	Interest rate contracts	32	30	57	39
貴金屬合約	Bullion contracts	11	10	873	12
股份權益合約	Equity contracts	9	16	3	6
		<b>463</b>	<b>746</b>	<b>1,170</b>	<b>1,319</b>

信貸風險加權數額是根據銀行業條例附表三及金管局發出之指引計算。計算之金額與交易對手之情況及各類合約之期限特徵有關。

The credit risk weighted amounts are the amounts that have been calculated in accordance with the Third Schedule of the Banking Ordinance and guidelines issued by the HKMA. The amounts calculated are dependent upon the status of the counterparty and the maturity characteristics of each type of contract.

重置成本是指重置所有按市值計算而其價值為正數的合約的成本(假設交易對手不履行責任),並根據該等合約的市值計算。重置成本是該等合約於結算日之信貸風險近似值及按金管局指引計算,因而應收利息並不計算在內。

Replacement cost is the cost of replacing all contracts that have a positive value when marked to market (should the counterparty default on its obligations) and is obtained by marking contracts to market. Replacement cost is a close approximation of the credit risk for these contracts at the balance sheet dates and is calculated in accordance with the guidelines issued by the HKMA. Accrued interest has been excluded in the calculation.

本集團及本銀行分別約 65% 及 65% 的衍生金融工具交易是與其他金融機構簽訂的。

The Group and the Bank undertake approximately 65% and 65% of its transactions in derivative financial instruments contracts with other financial institutions respectively.



**賬目附註 (續)**
**Notes to the Accounts (continued)**
**24. 持有之存款證**
**24. Certificates of deposit held**

	本集團 The Group		本銀行 The Bank	
	2005	2004	2005	2004
	港幣百萬元 HK\$m	港幣百萬元 HK\$m	港幣百萬元 HK\$m	港幣百萬元 HK\$m
非上市，按公平值入賬	Unlisted, at fair value			
- 可供出售證券	4,178	-	3,622	-
- 其他證券投資	-	206	-	145
- 交易性證券及公平值變化計入損益的其他金融資產	807	-	463	-
	<b>4,985</b>	206	<b>4,085</b>	145
非上市，按攤銷成本入賬	Unlisted, at amortised cost			
- 持有至到期日證券	14,479	22,132	9,976	14,881
	<b>19,464</b>	22,338	<b>14,061</b>	15,026

**賬目附註 (續)**
**Notes to the Accounts (continued)**
**25. 貸款及其他賬項**
**25. Advances and other accounts**

		本集團		本銀行	
		The Group		The Bank	
		2005	2004	2005	2004
		港幣百萬元	港幣百萬元	港幣百萬元	港幣百萬元
		HK\$ m	HK\$ m	HK\$ m	HK\$ m
客戶貸款	Advances to customers	<b>334,014</b>	313,226	<b>278,550</b>	261,081
應計利息	Accrued interest	-	2,480	-	2,150
		<b>334,014</b>	315,706	<b>278,550</b>	263,231
貸款減值準備 / 呆壞賬準備	Loan impairment allowances/Provision for bad and doubtful debts				
- 按個別評估(附註 26)	- Individually assessed (Note 26)	<b>(983)</b>	-	<b>(772)</b>	-
- 按組合評估(附註 26)	- Collectively assessed (Note 26)	<b>(731)</b>	-	<b>(558)</b>	-
- 特別準備(附註 27)	- Specific provision (Note 27)	-	(2,320)	-	(1,963)
- 一般準備(附註 27)	- General provision (Note 27)	-	(5,465)	-	(4,559)
		<b>(1,714)</b>	(7,785)	<b>(1,330)</b>	(6,522)
		<b>332,300</b>	307,921	<b>277,220</b>	256,709
銀行及其他金融機構貸款	Advances to banks and other financial institutions	<b>3,055</b>	1,290	<b>2,826</b>	1,249
總計	Total	<b>335,355</b>	309,211	<b>280,046</b>	257,958

於 2005 年 12 月 31 日，本集團及本銀行之客戶貸款包括總貸款應計利息分別為港幣 12.03 億元及港幣 10.28 億元。

As at 31 December 2005, advances to customers of the Group and the Bank include accrued interest on gross advances of HK\$1,203 million and HK\$1,028 million respectively.

於 2005 年 12 月 31 日，減值之客戶貸款分析如下：

As at 31 December 2005, impaired advances to customers are analysed as follows:

		本集團	本銀行
		The Group	The Bank
		2005	2005
		港幣百萬元	港幣百萬元
		HK\$ m	HK\$ m
減值之客戶貸款總額 (附註 a)	Gross impaired advances to customers (Note a)	<b>4,263</b>	<b>3,772</b>
就上述減值之客戶貸款作出之貸款減值準備	Loan impairment allowances made in respect of such advances	<b>1,269</b>	<b>1,021</b>
總減值貸款對總客戶貸款比率	Gross impaired advances to customers as a percentage of gross advances to customers	<b>1.28%</b>	<b>1.35%</b>

## 賬目附註 (續) Notes to the Accounts (continued)

### 25. 貸款及其他賬項 (續) 25. Advances and other accounts (continued)

於 2004 年 12 月 31 日，不履約貸款分析如下：

As at 31 December 2004, non-performing loans were analysed as follows:

		本集團 The Group	本銀行 The Bank
		2004	2004
		港幣百萬元 HK\$ m	港幣百萬元 HK\$ m
不履約貸款 (附註 b)	Non-performing loans (Note b)	9,239	8,369
就上述不履約貸款作出之特別準備	Specific provisions made in respect of such advances	2,269	1,963
不履約貸款佔客戶貸款總額之百分比	Non-performing loans as a percentage of total advances to customers	2.95%	3.21%

於 2005 年 12 月 31 日，對銀行及其他金融機構之貸款並無作出任何貸款減值準備。

As at 31 December 2005, no loan impairment allowances were made in respect of advances to banks and other financial institutions.

上述貸款減值準備 / 特別準備之撥備已考慮有關貸款之抵押品價值。

The above loan impairment allowances/specific provisions were made after taking into account the value of collateral in respect of such advances.

於 2004 年 12 月 31 日，對銀行及其他金融機構之貸款既無利息已記入暫記賬或已停止計算利息，亦無任何特別準備之撥備。

There were no advances to banks and other financial institutions on which interest has been placed in suspense or on which interest accrual has ceased as at 31 December 2004, nor were there any specific provisions made.

附註：

Notes:

(a)

減值之客戶貸款乃指未必能全部償還本金和 / 或利息之個別貸款，而當此情況明顯地出現時即被列作減值之客戶貸款處理。據此，減值貸款為按本集團放款質量分類的“次級”、“呆滯”和“虧損”貸款。

(a)

Impaired advances to customers are those individual advances where full repayment of principal and/or interest is considered unlikely and are classified as such when such a situation becomes apparent. Accordingly, impaired advances represented advances, which have been classified as “substandard”, “doubtful” and “loss” under the Group’s classification of loan quality.

(b)

不履約貸款指利息已記入暫記賬或已停止計算利息之客戶貸款。

(b)

Non-performing loans are defined as loans and advances to customers on which interest is being placed in suspense or on which interest accrual has ceased.

**賬目附註 (續)**
**Notes to the Accounts (continued)**
**26. 貸款減值準備**
**26. Loan impairment allowances**

		本集團 The Group		
		2005		
		按個別評估 Individual assessment	按組合評估 Collective assessment	總計 Total
		港幣百萬元 HK\$ m	港幣百萬元 HK\$ m	港幣百萬元 HK\$ m
於 2005 年 1 月 1 日	At 1 January 2005			
早期列賬 (附註 27)	As previously reported (Note 27)	2,320	5,465	7,785
期初調整以符合香港會計準則第 39 號	Opening adjustments to comply with HKAS 39	(433)	(3,410)	(3,843)
期初調整後餘額	Balance after opening adjustments	1,887	2,055	3,942
於損益賬撥回 (附註 11)	Credited to profit and loss account (Note 11)	(1,377)	(1,268)	(2,645)
年內核銷之未收回貸款	Loans written off during the year as uncollectible	(1,067)	(27)	(1,094)
收回已撇銷賬項 (附註 11)	Recoveries (Note 11)	1,639	-	1,639
折現減值回撥	Unwind of discount on allowance	(99)	(29)	(128)
於 2005 年 12 月 31 日	At 31 December 2005	<u>983</u>	<u>731</u>	<u>1,714</u>
		本銀行 The Bank		
		2005		
		按個別評估 Individual assessment	按組合評估 Collective assessment	總計 Total
		港幣百萬元 HK\$ m	港幣百萬元 HK\$ m	港幣百萬元 HK\$ m
於 2005 年 1 月 1 日	At 1 January 2005			
早期列賬 (附註 27)	As previously reported (Note 27)	1,963	4,559	6,522
期初調整以符合香港會計準則第 39 號	Opening adjustments to comply with HKAS 39	(359)	(2,851)	(3,210)
期初調整後餘額	Balance after opening adjustments	1,604	1,708	3,312
於損益賬撥回	Credited to profit and loss account	(1,309)	(1,098)	(2,407)
年內核銷之未收回貸款	Loans written off during the year as uncollectible	(744)	(26)	(770)
收回已撇銷賬項	Recoveries	1,317	-	1,317
折現減值回撥	Unwind of discount on allowance	(96)	(26)	(122)
於 2005 年 12 月 31 日	At 31 December 2005	<u>772</u>	<u>558</u>	<u>1,330</u>

**賬目附註 (續)**
**Notes to the Accounts (continued)**
**27. 呆壞賬準備**
**27. Provisions for bad and doubtful debts**

		本集團 The Group			
		2004			
		特別準備	一般準備	總計	暫記利息
		Specific	General	Total	Suspended interest
		港幣百萬元	港幣百萬元	港幣百萬元	港幣百萬元
		HK\$ m	HK\$ m	HK\$'m	HK\$ m
於 2004 年 1 月 1 日	At 1 January 2004	5,507	5,406	10,913	324
於損益賬(撥回)/支取 (附註 12)	(Credited)/charged to profit and loss account (Note 12)	(1,687)	59	(1,628)	-
撇銷款額	Amounts written off	(2,856)	-	(2,856)	(139)
收回往年已撇銷之貸款 (附註 12)	Recoveries of advances written off in previous years (Note 12)	1,356	-	1,356	-
年內暫記利息	Interest suspended during the year	-	-	-	130
收回暫記利息	Suspended interest recovered	-	-	-	(143)
於 2004 年 12 月 31 日	At 31 December 2004	<u>2,320</u>	<u>5,465</u>	<u>7,785</u>	<u>172</u>
自以下項目內扣除：	Deducted from:				
- 客戶貸款	- advances to customers	<u>2,320</u>	<u>5,465</u>	<u>7,785</u>	

		本銀行 The Bank			
		2004			
		特別準備	一般準備	總計	暫記利息
		Specific	General	Total	Suspended interest
		港幣百萬元	港幣百萬元	港幣百萬元	港幣百萬元
		HK\$ m	HK\$ m	HK\$ m	HK\$ m
於 2004 年 1 月 1 日	At 1 January 2004	4,763	4,526	9,289	310
於損益賬(撥回)/支取	(Credited)/charged to profit and loss account	(1,642)	33	(1,609)	-
撇銷款額	Amounts written off	(2,331)	-	(2,331)	(117)
收回往年已撇銷之貸款	Recoveries of advances written off in previous years	1,173	-	1,173	-
年內暫記利息	Interest suspended during the year	-	-	-	107
收回暫記利息	Suspended interest recovered	-	-	-	(141)
於 2004 年 12 月 31 日	At 31 December 2004	<u>1,963</u>	<u>4,559</u>	<u>6,522</u>	<u>159</u>
自以下項目內扣除：	Deducted from:				
- 客戶貸款	- advances to customers	<u>1,963</u>	<u>4,559</u>	<u>6,522</u>	

**賬目附註 (續)**
**Notes to the Accounts (continued)**
**28. 可供出售證券**
**28. Available-for-sale securities**

		本集團		本銀行	
		The Group		The Bank	
		2005	2004	2005	2004
		港幣百萬元	港幣百萬元	港幣百萬元	港幣百萬元
		HK\$ m	HK\$ m	HK\$ m	HK\$ m
債務證券	Debt securities				
- 於香港上市	- Listed in Hong Kong	3,540	-	3,388	-
- 於海外上市	- Listed outside Hong Kong	8,361	-	8,081	-
		11,901	-	11,469	-
- 非上市	- Unlisted	30,837	-	30,405	-
		42,738	-	41,874	-
股份證券	Equity securities				
- 於海外上市	- Listed outside Hong Kong	6	-	-	-
- 非上市	- Unlisted	50	-	39	-
		56	-	39	-
總計	Total	42,794	-	41,913	-

可供出售證券按發行機構  
分析如下：

Available-for-sale securities are analysed by issuers as follows:

中央政府及中央銀行	Central governments and central banks	3,859	-	3,859	-
公共機構	Public sector entities	4,506	-	4,506	-
銀行及其他金融機構	Banks and other financial institutions	18,698	-	18,576	-
公司企業	Corporate entities	15,731	-	14,972	-
		42,794	-	41,913	-

**賬目附註 (續)                      Notes to the Accounts (continued)**
**28. 可供出售證券 (續)              28. Available-for-sale securities (continued)**

可供出售證券之變動摘要  
如下：

The movement in available-for-sale securities may be summarised as follows:

		本集團 The Group		本銀行 The Bank	
		2005 港幣百萬元 HK\$m	2004 港幣百萬元 HK\$m	2005 港幣百萬元 HK\$m	2004 港幣百萬元 HK\$m
於1月1日	At 1 January				
早期列賬	As previously reported	-	-	-	-
期初調整以符合香港會計準則第39號	Opening adjustments to comply with HKAS 39	<b>32,063</b>	-	<b>27,393</b>	-
期初調整後餘額	Balance after opening adjustments	<b>32,063</b>	-	<b>27,393</b>	-
增加	Additions	<b>74,276</b>	-	<b>69,788</b>	-
處置	Disposals	<b>(36,675)</b>	-	<b>(32,592)</b>	-
重新分類	Reclassification	<b>(15,772)</b>	-	<b>(12,917)</b>	-
攤銷	Amortisation	<b>47</b>	-	<b>23</b>	-
公平值變動	Changes in fair value	<b>(629)</b>	-	<b>(551)</b>	-
匯兌差異	Exchange differences	<b>(1,067)</b>	-	<b>(1,025)</b>	-
於12月31日	At 31 December	<b>52,243</b>	-	<b>50,119</b>	-
可供出售證券分類如下：	Available-for-sale securities are classified as follows in:				
庫存現金及短期資金	Cash and short-term funds	<b>5,271</b>	-	<b>4,584</b>	-
持有之存款證	Certificates of deposit held	<b>4,178</b>	-	<b>3,622</b>	-
可供出售證券	Available-for-sale securities	<b>42,794</b>	-	<b>41,913</b>	-
		<b>52,243</b>	-	<b>50,119</b>	-

**賬目附註 (續)**
**Notes to the Accounts (continued)**
**29. 持有至到期日證券**
**29. Held-to-maturity securities**

		本集團 The Group		本銀行 The Bank	
		2005 港幣百萬元 HK\$ m	2004 港幣百萬元 HK\$ m	2005 港幣百萬元 HK\$ m	2004 港幣百萬元 HK\$ m
上市, 按攤銷成本入賬 減: 減值準備	Listed, at amortised cost Less: Provision for impairment in value	<b>34,170</b>	56,108	<b>31,386</b>	50,940
		-	(12)	-	(12)
		<b>34,170</b>	56,096	<b>31,386</b>	50,928
非上市, 按攤銷成本入賬	Unlisted, at amortised cost	<b>129,872</b>	124,954	<b>117,209</b>	106,281
總計	Total	<b>164,042</b>	181,050	<b>148,595</b>	157,209
上市, 按攤銷成本減除減值 入賬	Listed, at amortised cost less impairment				
- 香港	- in Hong Kong	<b>4,281</b>	4,443	<b>3,374</b>	3,215
- 海外	- outside Hong Kong	<b>29,889</b>	51,653	<b>28,012</b>	47,713
		<b>34,170</b>	56,096	<b>31,386</b>	50,928
上市證券之市值	Market value of listed securities	<b>33,637</b>	56,480	<b>30,901</b>	51,190
持有至到期日證券按發行機 構分析如下:	Held-to-maturity securities are analysed by issuers as follows:				
中央政府及中央銀行	Central governments and central banks	<b>2,740</b>	3,377	<b>2,426</b>	2,715
公共機構	Public sector entities	<b>30,741</b>	31,730	<b>28,703</b>	29,305
銀行及其他金融機構	Banks and other financial institutions	<b>104,372</b>	124,906	<b>94,011</b>	108,348
公司企業	Corporate entities	<b>26,189</b>	21,037	<b>23,455</b>	16,841
		<b>164,042</b>	181,050	<b>148,595</b>	157,209



**賬目附註 (續)**
**Notes to the Accounts (continued)**
**29. 持有至到期日證券  
(續)**
**29. Held-to-maturity securities (continued)**

持有至到期日證券之變動  
摘要如下：

The movement in held-to-maturity securities may be summarised as follows:

		本集團 The Group		本銀行 The Bank	
		2005 港幣百萬元 HK\$m	2004 港幣百萬元 HK\$m	2005 港幣百萬元 HK\$m	2004 港幣百萬元 HK\$m
於 1 月 1 日	At 1 January				
早期列賬	As previously reported	212,129	125,517	180,346	98,606
期初調整以符合香港會計準則第 39 號	Opening adjustments to comply with HKAS 39	(33,173)	-	(26,437)	-
期初調整後餘額	Balance after opening adjustments	178,956	125,517	153,909	98,606
增加	Additions	73,600	206,401	53,869	151,489
贖回及到期	Redemption and maturity	(88,789)	(188,747)	(61,167)	(138,584)
重新分類	Reclassification	15,772	66,162	12,917	66,162
攤銷	Amortisation	85	207	1	104
匯兌差異	Exchange differences	(1,115)	2,589	(970)	2,569
減值準備	Provision for impairment	12	-	12	-
於 12 月 31 日	At 31 December	178,521	212,129	158,571	180,346
持有至到期日證券分類如下：	Held-to-maturity securities are classified as follows in:				
庫存現金及短期資金	Cash and short-term funds	-	8,947	-	8,256
持有之存款證	Certificates of deposit held	14,479	22,132	9,976	14,881
持有到期日證券	Held-to-maturity securities	164,042	181,050	148,595	157,209
		178,521	212,129	158,571	180,346

賬目附註 (續)

Notes to the Accounts (continued)

30. 貸款及應收款

30. Loans and receivables

	本集團 The Group		本銀行 The Bank	
	2005 港幣百萬元 HK\$ m	2004 港幣百萬元 HK\$ m	2005 港幣百萬元 HK\$ m	2004 港幣百萬元 HK\$ m
非上市, 按攤銷成本入賬	13,080	-	8,414	-
貸款及應收款按發行機構 分析如下:				
公共機構	100	-	-	-
銀行及其他金融機構	12,980	-	8,414	-
	<b>13,080</b>	-	<b>8,414</b>	-

於年內, 本集團及本銀行的「貸款及應收款」引致之攤銷分別為港幣 3.31 億元及港幣 2.31 億元, 而匯兌損失則分別為港幣 1.24 億元及港幣 2.6 千萬元。

The amortisation arising from "Loans and receivables" of the Group and the Bank during the year are HK\$331 million and HK\$231 million respectively and exchange losses are HK\$124 million and HK\$26 million respectively.

賬目附註 (續)

Notes to the Accounts (continued)

31. 投資證券

31. Investment securities

		本集團 The Group		本銀行 The Bank	
		2005 港幣百萬元 HK\$ m	2004 港幣百萬元 HK\$ m	2005 港幣百萬元 HK\$ m	2004 港幣百萬元 HK\$ m
股份證券，按成本值入賬	Equity securities, at cost				
- 於海外上市	- Listed outside Hong Kong				
- 非上市	- Unlisted	-	1	-	-
		-	49	-	39
總計	Total	-	50	-	39
上市股份證券之市值	Market value of listed equity securities	-	5	-	-
投資證券按發行機構分析如下：	Investment securities are analysed by issuers as follows:				
銀行及其他金融機構	Banks and other financial institutions	-	1	-	-
公司企業	Corporate entities	-	49	-	39
		-	50	-	39

**賬目附註 (續)**
**Notes to the Accounts (continued)**
**32. 其他證券投資**
**32. Other investments in securities**

		本集團 The Group		本銀行 The Bank	
		2005 港幣百萬元 HK\$ m	2004 港幣百萬元 HK\$ m	2005 港幣百萬元 HK\$ m	2004 港幣百萬元 HK\$ m
按公平值入賬	At fair value				
債務證券	Debt securities				
- 於香港上市	- Listed in Hong Kong	-	321	-	255
- 於海外上市	- Listed outside Hong Kong	-	4,655	-	4,561
		-	4,976	-	4,816
- 非上市	- Unlisted	-	3,291	-	3,063
		-	8,267	-	7,879
股份證券	Equity securities				
- 於香港上市	- Listed in Hong Kong	-	20	-	19
- 非上市	- Unlisted	-	1	-	1
		-	21	-	20
總計	Total	-	8,288	-	7,899
其他證券投資按發行機構分析如下：	Other investments in securities are analysed by issuers as follows:				
中央政府及中央銀行	Central governments and central banks	-	759	-	738
公共機構	Public sector entities	-	1,387	-	1,385
銀行及其他金融機構	Banks and other financial institutions	-	5,732	-	5,388
公司企業	Corporate entities	-	410	-	388
		-	8,288	-	7,899

**賬目附註 (續)                      Notes to the Accounts (continued)**
**33. 附屬公司權益                      33. Interests in subsidiaries**

		本銀行 The Bank	
		2005	2004
		港幣百萬元 HK\$m	港幣百萬元 HK\$m
非上市股份，按成本值入賬 減：減值準備	Unlisted shares, at cost Less: Provision for impairment in value	12,384 (44)	12,507 (79)
應收附屬公司款項	Amounts due from subsidiaries	12,340 564	12,428 984
		<b>12,904</b>	<b>13,412</b>

於 2005 年 12 月 31 日之主要附屬公司呈列如下：

The following is a list of principal subsidiaries as at 31 December 2005.

名稱 Name	註冊及營業地點 Country of incorporation & place of operation	已發行股本 Particulars of issued share capital	持有權益 Interest held	主要業務 Principal activities
南洋商業銀行有限公司 Nanyang Commercial Bank, Limited	香港 Hong Kong	6,000,000 普通股每股面值港幣 100 元 6,000,000 ordinary shares of HK\$100 each	100%	銀行業務 Banking business
集友銀行有限公司 Chiyu Banking Corporation Limited	香港 Hong Kong	3,000,000 普通股每股面值港幣 100 元 3,000,000 ordinary shares of HK\$100 each	70.49%	銀行業務 Banking business
中銀信用卡(國際)有限公司 BOC Credit Card (International) Limited	香港 Hong Kong	4,800,000 普通股每股面值港幣 100 元 4,800,000 ordinary shares of HK\$100 each	100%	信用卡服務 Credit card services
寶生期貨有限公司 Po Sang Futures Limited	香港 Hong Kong	250,000 普通股每股面值港幣 100 元 250,000 ordinary shares of HK\$100 each	*100%	商品經紀 Commodities brokerage

\*本銀行間接持有股份

\* Shares held indirectly by the Bank

**賬目附註 (續)**

**Notes to the Accounts (continued)**

**33. 附屬公司權益 (續)**

**33. Interests in subsidiaries (continued)**

於 2005 年 12 月，本集團出售於財置發展有限公司及誠信置業（廈門）有限公司之全部權益予獨立第三者。

In December 2005, the Group disposed of its entire interests in Fortune Holds Development Limited and Seng Sun Development (Xiamen) Co. Ltd. to independent third parties.

中南信託有限公司及羊城信託有限公司於 2005 年 6 月 28 日進入股東自動清盤程序。佳業企業有限公司及冠立國際有限公司亦分別於 2005 年 9 月 14 日及 2006 年 3 月 15 日進入股東自動清盤程序。

The China-South Sea Trustee Limited and Rams City Trustee Limited had commenced members' voluntary winding up on 28 June 2005. Attempt Fit Enterprises Limited and Champion Leader International Limited had also commenced members' voluntary winding up on 14 September 2005 and 15 March 2006 respectively.

賬目附註 (續)

Notes to the Accounts (continued)

34. 聯營公司權益

34. Interests in associates

		本集團 The Group	
		2005	2004
		港幣百萬元 HK\$m	港幣百萬元 HK\$m
於 1 月 1 日	At 1 January	62	278
應佔盈利	Share of result	5	(16)
應佔稅項	Share of tax	(1)	(1)
準備撥回	Reversal of provision	4	152
償還貸款	Repayment of loans	-	(280)
已付股息	Dividend paid	(3)	(5)
聯營公司清盤分派	Dissolution of associates	(6)	(66)
於 12 月 31 日	At 31 December	61	62

於 2005 年 12 月 31 日，本銀行持有港幣 7.2 千萬元 (2004：港幣 7.8 千萬元) 之非上市聯營公司之股票，相應之減值撥備為港幣 4.4 千萬元 (2004：港幣 5.1 千萬元)。

As at 31 December 2005, the Bank held HK\$72 million (2004: HK\$78 million) of unlisted shares in its associates with HK\$44 million (2004: HK\$51 million) of provision for impairment in value.

**賬目附註 (續) Notes to the Accounts (continued)**
**34. 聯營公司權益 (續) 34. Interests in associates (continued)**

本集團之主要聯營公司均為非上市公司，呈列如下： The Group's interests in its principal associates, all of which are unlisted, were as follows:

名稱 Name	朝輝置業有限公司 Charleston Investments Company Limited		中華保險 顧問有限公司 CJM Insurance Brokers Limited		銀聯通寶有限公司 Joint Electronic Teller Services Limited		鼎協租賃國際有限公司 Trilease International Limited	
	2005 香港 Hong Kong	2004 香港 Hong Kong	2005 香港 Hong Kong	2004 香港 Hong Kong	2005 香港 Hong Kong	2004 香港 Hong Kong	2005 香港 Hong Kong	2004 香港 Hong Kong
已發行股本 Particulars of issued share capital	100,000 普通股 每股面值 港幣 10 元 100,000 ordinary shares of HK\$10 each	100,000 普通股 每股面值 港幣 10 元 100,000 ordinary shares of HK\$10 each	6,000,000 普通股 每股面值 港幣 1 元 6,000,000 ordinary shares of HK\$1 each	6,000,000 普通股 每股面值 港幣 1 元 6,000,000 ordinary shares of HK\$1 each	100,238 普通股 每股面值 港幣 100 元 100,238 ordinary shares of HK\$100 each	100,238 普通股 每股面值 港幣 100 元 100,238 ordinary shares of HK\$100 each	30,000,000 普通股 每股面值 港幣 1 元 30,000,000 ordinary shares of HK\$1 each	30,000,000 普通股 每股面值 港幣 1 元 30,000,000 ordinary shares of HK\$1 each
主要業務 Principal activities	物業投資 Property investment	物業投資 Property investment	保險經紀 Insurance broker	保險經紀 Insurance broker	自動櫃員機服 務及銀行私人 訊息轉換網絡 Operation of a private inter-bank message switching network in respect of ATM services	自動櫃員機服 務及銀行私人 訊息轉換網絡 Operation of a private inter-bank message switching network in respect of ATM services	租賃融資 Provision of leasing finance	租賃融資 Provision of leasing finance
	2005 港幣千元 HK\$' 000	2004 港幣千元 HK\$' 000	2005 港幣千元 HK\$' 000	2004 港幣千元 HK\$' 000	2005 港幣千元 HK\$' 000	2004 港幣千元 HK\$' 000	2005 港幣千元 HK\$' 000	2004 港幣千元 HK\$' 000
資產 Assets	6,505	5,776	51,810	59,154	345,591	342,640	-	18,173
負債 Liabilities	483	154	34,764	41,220	79,056	73,480	-	98
收入 Revenues	222	254	10,534	10,334	63,921	59,322	-	18,381
溢利 / (虧損) Profit/ (loss)	(190)	(80)	2,112	1,416	22,912	12,848	-	8,947
持有權益 Interest held	2005 40%	2004 40%	2005 33%	2004 33%	2005 19.96%	2004 19.96%	2005 40%	2004 40%

鼎協租賃國際有限公司於 2005 年 1 月進入股東自動清盤程序。 Trilease International Limited commenced members' voluntary winding up in January 2005.



**賬目附註 (續)**
**Notes to the Accounts (continued)**
**35. 固定資產**
**35. Fixed assets**

		本集團 The Group			
		發展中物業 Property 房產 Premises 港幣百萬元 HK\$ m	under development 港幣百萬元 HK\$ m	設備、固定 設施及裝備 Equipment, fixtures and fittings 港幣百萬元 HK\$ m	總計 Total 港幣百萬元 HK\$ m
於 2005 年 1 月 1 日之賬面淨值	Net book value at 1 January 2005	15,184	32	1,280	16,496
增置	Additions	19	1	549	569
出售	Disposals	(502)	-	(20)	(522)
重估	Revaluation	3,413	-	-	3,413
本年度折舊	Depreciation for the year	(242)	-	(324)	(566)
重新分類至投資物業 (附註 36)	Reclassification to investment properties (Note 36)	(1,057)	-	-	(1,057)
出售附屬公司	Disposal of subsidiaries	-	(21)	-	(21)
減值撥備撥回 / (撥備) (附註 13)	Reversal of/(provision for) impairment losses (Note 13)	5	(1)	-	4
於 2005 年 12 月 31 日之賬面淨值	Net book value at 31 December 2005	<u>16,820</u>	<u>11</u>	<u>1,485</u>	<u>18,316</u>
於 2005 年 12 月 31 日成本或估值	At 31 December 2005 Cost or valuation	16,828	19	4,143	20,990
累計折舊及準備	Accumulated depreciation and impairment	(8)	(8)	(2,658)	(2,674)
於 2005 年 12 月 31 日之賬面淨值	Net book value at 31 December 2005	<u>16,820</u>	<u>11</u>	<u>1,485</u>	<u>18,316</u>
於 2004 年 1 月 1 日之賬面淨值	Net book value at 1 January 2004	11,466	32	1,090	12,588
增置	Additions	-	-	450	450
出售	Disposals	(123)	-	(4)	(127)
重估	Revaluation	4,260	-	-	4,260
本年度折舊	Depreciation for the year	(328)	-	(256)	(584)
重新分類至投資物業 (附註 36)	Reclassification to investment properties (Note 36)	(91)	-	-	(91)
於 2004 年 12 月 31 日之賬面淨值	Net book value at 31 December 2004	<u>15,184</u>	<u>32</u>	<u>1,280</u>	<u>16,496</u>
於 2004 年 12 月 31 日成本或估值	At 31 December 2004 Cost or valuation	15,184	39	3,875	19,098
累計折舊及準備	Accumulated depreciation and impairment	-	(7)	(2,595)	(2,602)
於 2004 年 12 月 31 日之賬面淨值	Net book value at 31 December 2004	<u>15,184</u>	<u>32</u>	<u>1,280</u>	<u>16,496</u>

賬目附註 (續)                      Notes to the Accounts (continued)

35. 固定資產 (續)                      35. Fixed assets (continued)

		本集團 The Group			
		房產 Premises	發展中物業 Property under development	設備、固定 設施及裝備 Equipment, fixtures and fittings	總計 Total
		港幣百萬元 HK\$m	港幣百萬元 HK\$m	港幣百萬元 HK\$m	港幣百萬元 HK\$m
上述資產之成本值或估值分 析如下：	The analysis of cost or valuation of the above assets is as follows:				
於 2005 年 12 月 31 日	At 31 December 2005				
按成本值	At cost	-	19	4,143	4,162
按估值	At valuation	<u>16,828</u>	-	-	<u>16,828</u>
		<u>16,828</u>	<u>19</u>	<u>4,143</u>	<u>20,990</u>
於 2004 年 12 月 31 日	At 31 December 2004				
按成本值	At cost	-	39	3,875	3,914
按估值	At valuation	<u>15,184</u>	-	-	<u>15,184</u>
		<u>15,184</u>	<u>39</u>	<u>3,875</u>	<u>19,098</u>

**賬目附註 (續) Notes to the Accounts (continued)**
**35. 固定資產 (續) 35. Fixed assets (continued)**

		本銀行 The Bank		
		房產 Premises	設備、固定 設施及裝備 Equipment, fixtures and fittings	總計 Total
		港幣百萬元 HK\$ m	港幣百萬元 HK\$ m	港幣百萬元 HK\$ m
於 2005 年 1 月 1 日之賬面 淨值	Net book value at 1 January 2005	11,299	1,110	12,409
增置	Additions	-	482	482
出售	Disposals	(4)	(20)	(24)
重估	Revaluation	2,607	-	2,607
本年度折舊	Depreciation for the year	(194)	(274)	(468)
重新分類至投資物業 (附註 36)	Reclassification to investment properties (Note 36)	(1,106)	-	(1,106)
於 2005 年 12 月 31 日之賬 面淨值	Net book value at 31 December 2005	<u>12,602</u>	<u>1,298</u>	<u>13,900</u>
於 2005 年 12 月 31 日 成本或估值	At 31 December 2005 Cost or valuation	12,602	3,553	16,155
累計折舊及準備	Accumulated depreciation and impairment	-	(2,255)	(2,255)
於 2005 年 12 月 31 日之賬 面淨值	Net book value at 31 December 2005	<u>12,602</u>	<u>1,298</u>	<u>13,900</u>
於 2004 年 1 月 1 日之賬面 淨值	Net book value at 1 January 2004	8,575	923	9,498
增置	Additions	-	396	396
出售	Disposals	(2)	(4)	(6)
重估	Revaluation	3,117	-	3,117
本年度折舊	Depreciation for the year	(252)	(205)	(457)
重新分類至投資物業 (附註 36)	Reclassification to investment properties (Note 36)	(139)	-	(139)
於 2004 年 12 月 31 日之賬 面淨值	Net book value at 31 December 2004	<u>11,299</u>	<u>1,110</u>	<u>12,409</u>
於 2004 年 12 月 31 日 成本或估值	At 31 December 2004 Cost or valuation	11,299	3,295	14,594
累計折舊及準備	Accumulated depreciation and impairment	-	(2,185)	(2,185)
於 2004 年 12 月 31 日之賬 面淨值	Net book value at 31 December 2004	<u>11,299</u>	<u>1,110</u>	<u>12,409</u>

**賬目附註 (續) Notes to the Accounts (continued)**
**35. 固定資產 (續) 35. Fixed assets (continued)**

		本銀行 The Bank		
		房產 Premises	設備、固定 設施及裝備 Equipment, fixtures and fittings	總計 Total
		港幣百萬元 HK\$ m	港幣百萬元 HK\$ m	港幣百萬元 HK\$ m
上述資產之成本值或估值分 析如下：	The analysis of cost or valuation of the above assets is as follows:			
於 2005 年 12 月 31 日	At 31 December 2005			
按成本值	At cost	-	3,553	3,553
按估值	At valuation	12,602	-	12,602
		<u>12,602</u>	<u>3,553</u>	<u>16,155</u>
於 2004 年 12 月 31 日	At 31 December 2004			
按成本值	At cost	-	3,295	3,295
按估值	At valuation	11,299	-	11,299
		<u>11,299</u>	<u>3,295</u>	<u>14,594</u>

房產之賬面值按租約剩餘  
期限分析如下：

The carrying value of premises is analysed based on the remaining terms of the leases as follows:

		本集團 The Group		本銀行 The Bank	
		2005	2004	2005	2004
		港幣百萬元 HK\$ m	港幣百萬元 HK\$ m	港幣百萬元 HK\$ m	港幣百萬元 HK\$ m
在香港持有	Held in Hong Kong				
長期租約 (超過 50 年)	On long-term lease (over 50 years)	10,616	9,493	7,594	7,104
中期租約 (10 年至 50 年)	On medium-term lease (10 – 50 years)	5,960	5,475	4,943	4,133
短期租約 (少於 10 年)	On short-term lease (less than 10 years)	3	3	3	3
在海外持有	Held outside Hong Kong				
長期租約 (超過 50 年)	On long-term lease (over 50 years)	55	42	3	2
中期租約 (10 年至 50 年)	On medium-term lease (10 – 50 years)	180	165	59	57
短期租約 (少於 10 年)	On short-term lease (less than 10 years)	6	6	-	-
		<u>16,820</u>	<u>15,184</u>	<u>12,602</u>	<u>11,299</u>

## 賬目附註 (續)

## Notes to the Accounts (continued)

### 35. 固定資產 (續)

### 35. Fixed assets (continued)

於 2005 年 12 月 31 日，列於資產負債表內之房產，乃依據獨立特許測量師卓德測計師行有限公司於 2005 年 10 月 31 日以公開市值為基準所進行之專業估值。卓德測計師行有限公司並確認該估值與 2005 年 12 月 31 日並無重大變化。

As at 31 December 2005, premises are included in the balance sheets at valuation carried out at 31 October 2005 on the basis of their open market value by an independent firm of chartered surveyors, Chesterton Petty Limited. Chesterton Petty Limited also confirmed that there has been no material change in valuations as at 31 December 2005.

根據上述之重估結果，本集團及本銀行之房產估值變動已分別於本集團及本銀行之房產重估儲備、損益賬及少數股東權益確認如下：

As a result of the above-mentioned revaluations, changes in value of the Group's and the Bank's premises were recognised in the Group's and the Bank's premises revaluation reserve, the profit and loss account and minority interests respectively as follows:

	本集團 The Group		本銀行 The Bank	
	2005 港幣百萬元 HK\$ m	2004 港幣百萬元 HK\$ m	2005 港幣百萬元 HK\$ m	2004 港幣百萬元 HK\$ m
貸記房產重估儲備之重估增值	3,287	2,866	2,519	1,887
於損益賬內撥回之重估增值 (附註 13)	97	1,366	88	1,230
貸記少數股東權益之重估增值	29	28	-	-
	<b>3,413</b>	<b>4,260</b>	<b>2,607</b>	<b>3,117</b>

於 2005 年 12 月 31 日，假若房產按成本值扣減累計折舊及減值虧損列賬，本集團及本銀行之資產負債表內之房產之賬面淨值應分別為港幣 56.11 億元 (2004 年：港幣 60.32 億元) 及港幣 42.89 億元 (2004 年：港幣 45.55 億元)。

As at 31 December 2005, the net book value of premises that would have been included in the Group's and Bank's balance sheets had the assets been carried at cost less accumulated depreciation and impairment losses were HK\$5,611 million (2004: HK\$6,032 million) and HK\$4,289 million (2004: HK\$4,555 million) respectively.

**賬目附註 (續)**
**Notes to the Accounts (continued)**
**36. 投資物業**
**36. Investment properties**

		本集團		本銀行	
		The Group		The Bank	
		2005	2004	2005	2004
		港幣百萬元	港幣百萬元	港幣百萬元	港幣百萬元
		HK\$ m	HK\$ m	HK\$ m	HK\$ m
於 1 月 1 日	At 1 January	<b>5,381</b>	4,994	<b>4,651</b>	3,972
出售	Disposals	<b>(256)</b>	(858)	<b>(130)</b>	(461)
本年度折舊	Depreciation for the year	-	(1)	-	(1)
公平值收益	Fair value gains	<b>1,382</b>	1,155	<b>1,293</b>	1,002
由固定資產重新分類轉入 (附註 35)	Reclassification from fixed assets (Note 35)	<b>1,057</b>	91	<b>1,106</b>	139
出售附屬公司	Disposal of subsidiaries	<b>(25)</b>	-	-	-
於 12 月 31 日	At 31 December	<b>7,539</b>	5,381	<b>6,920</b>	4,651

於 2005 年 12 月 31 日，列於資產負債表內之投資物業，乃依據獨立特許測量師卓德測計師行有限公司於 2005 年 10 月 31 日以公開市值為基準所進行之專業估值。卓德測計師行有限公司並確認該估值與 2005 年 12 月 31 日並無重大變化。

As at 31 December 2005, the investment properties are included in the consolidated balance sheets at valuation carried out at 31 October 2005 on the basis of their open market value by an independent firm of chartered surveyors, Chesterton Petty Limited. Chesterton Petty limited also confirmed that there has been no material change in valuations as at 31 December 2005.

投資物業之賬面值按租約剩餘期限分析如下：

The carrying value of investment properties is analysed based on the remaining terms of the leases as follows:

		本集團		本銀行	
		The Group		The Bank	
		2005	2004	2005	2004
		港幣百萬元	港幣百萬元	港幣百萬元	港幣百萬元
		HK\$ m	HK\$ m	HK\$ m	HK\$ m
在香港持有	Held in Hong Kong				
長期租約 (超過 50 年)	On long-term lease (over 50 years)	<b>6,769</b>	4,566	<b>6,391</b>	4,156
中期租約 (10 年至 50 年)	On medium-term lease (10 – 50 years)	<b>574</b>	681	<b>356</b>	396
短期租約 (少於 10 年)	On short-term lease (less than 10 years)	<b>39</b>	-	<b>39</b>	-
在海外持有	Held outside Hong Kong				
長期租約 (超過 50 年)	On long-term lease (over 50 years)	<b>14</b>	34	<b>14</b>	34
中期租約 (10 年至 50 年)	On medium-term lease (10 – 50 years)	<b>143</b>	100	<b>120</b>	65
		<b>7,539</b>	5,381	<b>6,920</b>	4,651

**賬目附註 (續)                      Notes to the Accounts (continued)**

**37. 其他資產                      37. Other assets**

	本集團 The Group		本銀行 The Bank	
	2005 港幣百萬元 HK\$ m	2004 港幣百萬元 HK\$ m	2005 港幣百萬元 HK\$ m	2004 港幣百萬元 HK\$ m
收回資產	250	-	194	-
貴金屬	1,669	-	1,669	-
應收賬項及預付費用	5,836	7,813	6,594	7,054
	<b>7,755</b>	<b>7,813</b>	<b>8,457</b>	<b>7,054</b>

**38. 香港特別行政區流通紙幣                      38. Hong Kong SAR currency notes in circulation**

香港特別行政區流通紙幣由持有之香港特別行政區政府負債證明書之存款基金作擔保。

The Hong Kong SAR currency notes in circulation are secured by deposit of funds in respect of which the Hong Kong SAR Government certificates of indebtedness are held.

**賬目附註 (續)**
**Notes to the Accounts (continued)**
**39. 交易性負債及公平值變化計入損益的其他金融工具**
**39. Trading liabilities and other financial instruments at fair value through profit or loss**

	本集團		本銀行	
	The Group		The Bank	
	2005	2004	2005	2004
	港幣百萬元	港幣百萬元	港幣百萬元	港幣百萬元
	HK\$m	HK\$m	HK\$m	HK\$m
結構性存款 (附註 40)	6,373	-	2,792	-
外匯基金票據短盤 (附註 41)	1,551	-	1,551	-
於資產負債表 發行之存款證 - 以公平值 變化計入損益 (於資產 負債表)	7,924	-	4,343	-
	3,829	-	2,975	-
	<b>11,753</b>	-	<b>7,318</b>	-

本集團及本銀行於初始確認之指定公平值變化計入損益的金融負債分別為港幣 102.02 億元及港幣 57.67 億元，其公平值變化源於標準利率之變動。相關的賬面值與本集團及本銀行於到期日約定支付予此等金融負債持有人的差額分別為港幣 1.4 億元及港幣 0.12 億元。

The Group and the Bank designated on initial recognition HK\$10,202 million and HK\$5,767 million of financial liabilities at fair value through profit or loss respectively. The amount of change in their fair values is attributable to changes in a benchmark interest rate. The difference between the carrying amount and the amount that the Group and the Bank would be contractually required to pay at maturity to the holder of these financial liabilities are HK\$140 million and HK\$12 million respectively.



**賬目附註 (續)**
**Notes to the Accounts (continued)**
**40. 客戶存款**
**40. Deposits from customers**

		本集團 The Group		本銀行 The Bank	
		2005 港幣百萬元 HK\$ m	2004 港幣百萬元 HK\$ m	2005 港幣百萬元 HK\$ m	2004 港幣百萬元 HK\$ m
往來、儲蓄及其他存款(於資產負債表)	Current, savings and other deposit accounts (per balance sheet)	<b>633,100</b>	632,496	<b>535,256</b>	533,718
列為交易性負債及公平值變化計入損益的其他金融工具之結構性存款(附註 39)	Structured deposits reported as trading liabilities and other financial instruments at fair value through profit or loss (Note 39)	<b>6,373</b>	-	<b>2,792</b>	-
		<b>639,473</b>	632,496	<b>538,048</b>	533,718
分類：	Analysed by:				
即期存款及往來存款	Demand deposits and current accounts	<b>28,949</b>	32,474	<b>23,766</b>	26,563
儲蓄存款	Savings deposits	<b>216,553</b>	296,463	<b>184,235</b>	249,590
定期、短期及通知存款	Time, call and notice deposits	<b>393,971</b>	303,559	<b>330,047</b>	257,565
		<b>639,473</b>	632,496	<b>538,048</b>	533,718

**41. 已抵押資產**
**41. Assets pledged as security**

截至 2005 年 12 月 31 日，本集團及本銀行之負債分別為港幣 15.51 億元（2004 年：港幣 19.82 億元）及港幣 15.51 億元（2004 年：港幣 18.32 億元）是以存放於中央保管系統以便利結算之資產作抵押。此外，本集團及本銀行以債務證券抵押之售後回購協議負債為港幣 4.73 億元（2004 年：無）。本集團及本銀行為擔保此等負債而質押之資產金額分別為港幣 37.02 億元（2004 年：港幣 21.70 億元）及港幣 37.02 億元（2004 年：港幣 20.20 億元），並於「庫存現金及短期資金」及「可供出售證券」內列賬。

As at 31 December 2005, liabilities of the Group and the Bank amounting to HK\$1,551 million (2004: HK\$1,982 million) and HK\$1,551 million (2004: HK\$1,832 million) respectively were secured by assets deposited with central depositories to facilitate settlement operations. In addition, the liabilities of the Group and the Bank amounting to HK\$473 million (2004: nil) were secured by debt securities related to sale and repurchase arrangements. The amount of assets pledged by the Group and the Bank to secure these liabilities was HK\$3,702 million (2004: HK\$2,170 million) and HK\$3,702 million (2004: HK\$2,020 million) respectively, which are included in "Cash and short-term funds" and "Available-for-sale securities".

**賬目附註 (續)**
**Notes to the Accounts (continued)**
**42. 遞延稅項**
**42. Deferred taxation**

本年度遞延稅項是根據香港會計準則第12號「所得稅」計算，就資產負債之稅務基礎與其在賬目內賬面值兩者之暫時性差額作提撥。

During the year, deferred tax is recognised in respect of the temporary differences arising between the tax bases of assets and liabilities and their carrying amounts in the accounts in accordance with HKAS 12 "Income taxes".

綜合資產負債表內之遞延稅項資產及負債主要組合，以及其在年度內之變動如下：

The major components of deferred tax assets and liabilities recorded in the consolidated balance sheet, and the movements during the year are as follows:

		本集團 The Group					
		2005					
		加速折舊 免稅額 Accelerated tax depreciation	資產重估 Asset revaluation	虧損 Losses	準備 Provisions	其他 暫時性差額 Other temporary differences	總計 Total
		港幣百萬元 HK\$' m	港幣百萬元 HK\$' m	港幣百萬元 HK\$' m	港幣百萬元 HK\$' m	港幣百萬元 HK\$' m	港幣百萬元 HK\$' m
於 2005 年 1 月 1 日	At 1 January 2005						
早期列賬	As previously reported	278	1,615	(16)	(935)	(7)	935
期初調整 (附 註 4)	Opening adjustments (Note 4)	37	600	-	587	-	1,224
期初調整後餘 額	Balance after opening adjustments	315	2,215	(16)	(348)	(7)	2,159
於損益賬內支 取 / (撥回)	Charged/(credited) to profit and loss account	42	215	8	221	(62)	424
借記 / (貸記) 權益	Charged/(credited) to equity	-	511	-	-	(43)	468
於 2005 年 12 月 31 日	At 31 December 2005	357	2,941	(8)	(127)	(112)	3,051

**賬目附註 (續)                      Notes to the Accounts (continued)**
**42. 遞延稅項 (續)                      42. Deferred taxation (continued)**

		本銀行 The Bank				
		2005				
		加速折舊 免稅額 Accelerated tax depreciation	資產重估 Asset revaluation	準備 Provisions	其他 暫時性差額 Other temporary differences	總計 Total
		港幣百萬元 HK\$' m	港幣百萬元 HK\$' m	港幣百萬元 HK\$' m	港幣百萬元 HK\$' m	港幣百萬元 HK\$' m
於 2005 年 1 月 1 日	At 1 January 2005					
早期列賬	As previously reported	260	1,199	(778)	(9)	672
期初調整 (附 註 4)	Opening adjustments (Note 4)	31	544	489	-	1,064
期初調整後餘 額	Balance after opening adjustments	291	1,743	(289)	(9)	1,736
於損益賬內支 取 / (撥回)	Charged/(credited) to profit and loss account	43	225	190	(61)	397
借記 / (貸記) 權益	Charged/(credited) to equity	-	422	-	(38)	384
於 2005 年 12 月 31 日	At 31 December 2005	<b>334</b>	<b>2,390</b>	<b>(99)</b>	<b>(108)</b>	<b>2,517</b>

**賬目附註 (續)**
**Notes to the Accounts (continued)**
**42. 遞延稅項 (續)**
**42. Deferred taxation (continued)**

		本集團					
		The Group					
		2004					
		加速折舊 免稅額	資產重估	虧損	準備	其他 暫時性差額	總計
		Accelerated tax depreciation	Asset revaluation	Losses	Provisions	Other temporary differences	Total
		港幣百萬元 HK\$ m	港幣百萬元 HK\$ m	港幣百萬元 HK\$ m	港幣百萬元 HK\$ m	港幣百萬元 HK\$ m	港幣百萬元 HK\$ m
於 2004 年 1 月 1 日	At 1 January 2004	262	984	(3)	(936)	18	325
於損益賬內支取 / (撥回)	Charged/(credited) to profit and loss account	16	169	(13)	1	(25)	148
借記權益	Charged to equity	-	462	-	-	-	462
於 2004 年 12 月 31 日	At 31 December 2004	<u>278</u>	<u>1,615</u>	<u>(16)</u>	<u>(935)</u>	<u>(7)</u>	<u>935</u>

		本銀行					
		The Bank					
		2004					
		加速折舊 免稅額	資產重估	虧損	準備	其他 暫時性差額	總計
		Accelerated tax depreciation	Asset revaluation	Losses	Provisions	Other temporary differences	Total
		港幣百萬元 HK\$ m	港幣百萬元 HK\$ m	港幣百萬元 HK\$ m	港幣百萬元 HK\$ m	港幣百萬元 HK\$ m	港幣百萬元 HK\$ m
於 2004 年 1 月 1 日	At 1 January 2004	254	716	-	(785)	8	193
於損益賬內支取 / (撥回)	Charged/(credited) to profit and loss account	6	172	-	7	(17)	168
借記權益	Charged to equity	-	311	-	-	-	311
於 2004 年 12 月 31 日	At 31 December 2004	<u>260</u>	<u>1,199</u>	<u>-</u>	<u>(778)</u>	<u>(9)</u>	<u>672</u>

**賬目附註 (續)**
**Notes to the Accounts (continued)**
**42. 遞延稅項 (續)**
**42. Deferred taxation (continued)**

當有法定權利可將現有稅項資產與現有稅項負債抵銷，而遞延稅項涉及同一財政機關，則可將個別法人的遞延稅項資產與遞延稅項負債互相抵銷。下列在綜合資產負債表內列賬之金額，已計入適當抵銷：

Deferred tax assets and liabilities are offset on an individual entity basis when there is a legal right to set off current tax assets against current tax liabilities and when the deferred taxation relates to the same authority. The following amounts, determined after appropriate offsetting, are shown in the consolidated balance sheet:

	本集團 The Group		本銀行 The Bank	
	2005	2004	2005	2004
	港幣百萬元 HK\$ m	港幣百萬元 HK\$ m	港幣百萬元 HK\$ m	港幣百萬元 HK\$ m
遞延稅項資產	(4)	(12)	-	-
遞延稅項負債	3,055	947	2,517	672
	<b>3,051</b>	<b>935</b>	<b>2,517</b>	<b>672</b>
	本集團 The Group		本銀行 The Bank	
	2005	2004	2005	2004
	港幣百萬元 HK\$ m	港幣百萬元 HK\$ m	港幣百萬元 HK\$ m	港幣百萬元 HK\$ m
遞延稅項資產 (超過 12 個月後收回)	(174)	(971)	(137)	(790)
遞延稅項負債 (超過 12 個月後支付)	357	282	334	261
	<b>183</b>	<b>(689)</b>	<b>197</b>	<b>(529)</b>

**賬目附註 (續)                      Notes to the Accounts (continued)**
**43. 其他賬項及準備                      43. Other accounts and provisions**

		本集團		本銀行	
		The Group		The Bank	
		2005	2004	2005	2004
		港幣百萬元	港幣百萬元	港幣百萬元	港幣百萬元
		HK\$ m	HK\$ m	HK\$ m	HK\$ m
應付利息	Interest payable	-	959	-	825
本期稅項 (附註)	Current taxation (Note)	<b>889</b>	901	<b>710</b>	706
外匯基金票據短盤 (附註 40)	Short positions in Exchange Fund Bills (Note 40)	-	1,982	-	1,832
應付股息	Dividend payable	<b>5,897</b>	4,089	<b>5,897</b>	4,089
應計及其他應付款項	Accruals and other payables	<b>14,968</b>	17,906	<b>10,364</b>	12,905
		<b>21,754</b>	25,837	<b>16,971</b>	20,357

附註：

Note:

本期稅項	Current taxation	本集團		本銀行	
		The Group		The Bank	
		2005	2004	2005	2004
		港幣百萬元	港幣百萬元	港幣百萬元	港幣百萬元
		HK\$ m	HK\$ m	HK\$ m	HK\$ m
香港利得稅	Hong Kong profits tax	<b>865</b>	884	<b>704</b>	705
海外稅項	Overseas taxation	<b>24</b>	17	<b>6</b>	1
		<b>889</b>	901	<b>710</b>	706

賬目附註 (續)

Notes to the Accounts (continued)

44. 股本

44. Share capital

		2005	2004
		港幣百萬元 HK\$m	港幣百萬元 HK\$m
法定： 100,000,000,000 股每股 面值港幣 1.00 元之普通 股	Authorised: 100,000,000,000 ordinary shares of HK\$1.00 each	<u>100,000</u>	<u>100,000</u>
已發行及繳足： 43,042,840,858 股每股 面值港幣 1.00 元之普通 股	Issued and fully paid: 43,042,840,858 ordinary shares of HK\$1.00 each	<u>43,043</u>	<u>43,043</u>

45. 儲備

45. Reserves

本集團及本銀行之本年度及往年的儲備金額及變動情況分別載於第 35 頁及第 36 頁之綜合權益變動結算表及權益變動結算表。

The amounts of the Group's and the Bank's reserves and the movements therein for the current and prior years are presented in the consolidated statement of changes in equity and statement of changes in equity on page 35 and 36 of the accounts respectively.

**賬目附註 (續) Notes to the Accounts (continued)**
**46. 綜合現金流量表附註 46. Notes to consolidated cash flow statement**

(a) 經營溢利與除稅前 經營現金之流入 / (流出) 對賬:	(a) Reconciliation of operating profit to operating cash inflow/ (outflow) before taxation:	2005 港幣百萬元 HK\$m	2004 港幣百萬元 HK\$m
經營溢利	Operating profit	14,776	11,976
證券投資股息收入	Dividend income from investments in securities	(14)	(14)
折舊	Depreciation	566	585
貸款減值準備撥回	Reversal of loan impairment allowances on advances	(2,645)	-
呆壞賬撥回	Write-back of bad and doubtful debts	-	(1,628)
已撇銷之貸款 (扣除 收回款額)	Advances written off net of recoveries	545	(1,500)
原到期日超過3個月之即 期及短期通知結餘之 變動	Change in money at call and short notice with original maturity over three months	(1,816)	19,452
原到期日超過3個月之庫 券之變動	Change in treasury bills with original maturity over three months	2,543	(467)
原到期日超過3個月之銀 行及其他金融機構存 款之變動	Change in placements with banks and other financial institutions with original maturity over three months	72,026	(33,856)
貿易票據之變動	Change in trade bills	(1,953)	(395)
交易性證券及公平值變 化計入損益的其他金 融資產之變動	Change in trading securities and other financial instruments at fair value through profit or loss	1,942	-
衍生金融工具之變動	Change in derivative financial instruments	(1,462)	-
原到期日超過3個月之持 有之存款證之變動	Change in certificates of deposit held with original maturity over three months	2,229	(3,639)
貸款及其他賬項之變動	Change in advances and other accounts	(22,770)	(5,989)
可供出售證券之變動	Change in available-for-sale securities	(5,513)	-
持有至到期日證券之變動	Change in held-to-maturity securities	(21,577)	(13,512)
貸款及應收款之變動	Change in loans and receivables	(13,080)	-
其他證券投資之變動	Change in other investments in securities	-	(3,359)
其他資產之變動	Change in other assets	148	873
還款期超過3個月之銀行 及其他金融機構之存 款及結餘之變動	Change in deposits and balances of banks and other financial institutions repayable over three months	27	(98)
交易性負債及公平值變 化計入損益的其他金 融工具之變動	Change in trading liabilities and other financial instruments at fair value through profit or loss	4,132	-
客戶存款之變動	Change in deposits from customers	1,961	31,670
發行之存款證之變動	Change in certificates of deposit issued	114	1,356
其他賬項及準備之變動	Change in other accounts and provisions	(1,568)	(3,746)
匯兌差額	Exchange difference	1	5
除稅前經營現金之流入 / (流出)	Operating cash inflow/(outflow) before taxation	<u>28,612</u>	<u>(2,286)</u>



**賬目附註 (續)                      Notes to the Accounts (continued)**
**46. 綜合現金流量表附註 (續)      46. Notes to consolidated cash flow statement (continued)**
**(b) 現金及等同現金項目  
結存分析**
**(b) Analysis of the balances of cash and cash equivalents**

		<u>2005</u>	<u>2004</u>
		港幣百萬元	港幣百萬元
		HK\$ m	HK\$ m
庫存現金及銀行及其他金融機構結餘	Cash and balances with banks and other financial institutions	<b>30,703</b>	20,976
原到期日在3個月內之即期及短期通知結餘	Money at call and short notice with original maturity within three months	<b>61,000</b>	54,281
原到期日在3個月內之庫券	Treasury bills with original maturity within three months	<b>3,456</b>	4,871
原到期日在3個月內之銀行及其他金融機構存款	Placements with banks and other financial institutions with original maturity within three months	<b>23,986</b>	12,249
原到期日在3個月內之持有之存款證	Certificates of deposit held with original maturity within three months	<b>818</b>	1,508
原到期日在3個月內之銀行及其他金融機構之存款及結餘	Deposits and balances of banks and other financial institutions with original maturity within three months	<b>(37,149)</b>	(30,977)
		<b>82,814</b>	<b>62,908</b>

**(c) 出售附屬公司**
**(c) Disposal of subsidiaries**

		<u>2005</u>	<u>2004</u>
		港幣百萬元	港幣百萬元
		HK\$ m	HK\$ m
出售淨資產	Net assets disposed of:		
- 庫存現金及短期資金	- Cash and short-term funds	<b>26</b>	-
- 其他資產	- Other assets	<b>17</b>	-
- 投資物業	- Investment properties	<b>25</b>	-
- 固定資產	- Fixed assets	<b>21</b>	-
- 出售虧損	- Loss on disposal	<b>(10)</b>	-
		<b>79</b>	-
收取方式:	Satisfied by:		
- 現金	- Cash	<b>79</b>	-
出售附屬公司的現金及現金等同項目流入淨額分析:	Analysis of net inflow of cash and cash equivalents in respect of the disposal of subsidiaries:		
- 已收取現金代價	- Cash consideration	<b>79</b>	-
- 應收賬款	- Accounts receivable	<b>(18)</b>	-
		<b>61</b>	-

**賬目附註 (續)**
**Notes to the Accounts (continued)**
**46. 綜合現金流量表附註 (續)**      **46. Notes to consolidated cash flow statement (continued)**
**(d) 不涉及現金之重大交易**      **(d) Major non-cash transactions**

本集團於年內把公平值為港幣 157.72 億元之「可供出售證券」轉撥至「持有至到期日證券」，以切合反映本集團相關之持有意向。

During the year, "Available-for-sale securities" with fair value of HK\$15,772 million were transferred to "Held-to-maturity securities" to align with the Group's associated intention of holding.

**47. 或然負債及承擔**
**47. Contingent liabilities and commitments**

或然負債及承擔中每項重要類別之合約數額及相對之總信貸風險加權數額摘要如下：

The following is a summary of the contractual amounts of each significant class of contingent liability and commitment and the corresponding aggregate credit risk weighted amount:

		本集團		本銀行	
		2005	2004	2005	2004
		港幣百萬元	港幣百萬元	港幣百萬元	港幣百萬元
		HK\$ m	HK\$ m	HK\$ m	HK\$ m
直接信貸替代項目	Direct credit substitutes	<b>1,027</b>	1,132	<b>706</b>	689
與交易有關之或然負債	Transaction-related contingencies	<b>5,982</b>	4,647	<b>5,665</b>	4,446
與貿易有關之或然負債	Trade-related contingencies	<b>18,936</b>	16,266	<b>15,478</b>	12,932
其他承擔，原到期日為	Other commitments with an original maturity of				
- 1 年以下或可無條件撤銷	- under one year or which are unconditionally cancellable	<b>105,988</b>	90,947	<b>55,526</b>	46,441
- 1 年及以上	- one year and over	<b>29,754</b>	41,460	<b>23,467</b>	34,573
		<b>161,687</b>	154,452	<b>100,842</b>	99,081
信貸風險加權數額	Credit risk weighted amount	<b>21,415</b>	26,303	<b>17,654</b>	21,940

信貸風險加權數額的計算基礎已於附註 23 說明。

The calculation basis of credit risk weighted amount has been set out in Note 23 to the accounts.

賬目附註 (續)

Notes to the Accounts (continued)

48. 資本承擔

48. Capital commitments

本集團及本銀行未於賬目中撥備之資本承擔金額如下：

The Group and the Bank have the following outstanding capital commitments not provided for in the accounts:

	本集團 The Group		本銀行 The Bank	
	2005 港幣百萬元 HK\$ m	2004 港幣百萬元 HK\$ m	2005 港幣百萬元 HK\$ m	2004 港幣百萬元 HK\$ m
已批准及簽約但未撥備	185	197	171	197
已批准但未簽約	16	17	16	17
	<b>201</b>	<b>214</b>	<b>187</b>	<b>214</b>

以上資本承擔大部分為將購入之電腦硬件及軟件, 及本集團及本銀行之樓宇裝修工程之承擔。

The above capital commitments mainly relate to commitments to purchase computer equipment and software; and to renovate the Group' s and the Bank' s premises.

**賬目附註 (續)**
**Notes to the Accounts (continued)**
**49. 經營租賃承擔**
**49. Operating lease commitments**
**(a) 作為承租人**
**(a) As lessee**

根據不可撤銷之經營租賃合約，下列為本集團及本銀行未來有關租賃承擔所須支付之最低租金：

The Group and the Bank have commitments to make the following future minimum lease payments under non-cancellable operating leases:

	本集團		本銀行	
	The Group		The Bank	
	2005	2004	2005	2004
	港幣百萬元 HK\$ m	港幣百萬元 HK\$ m	港幣百萬元 HK\$ m	港幣百萬元 HK\$ m
土地及樓宇				
- 不超過 1 年	205	200	195	216
- 1 年以上至 5 年內	192	188	181	181
- 5 年後	2	3	-	-
	<b>399</b>	<b>391</b>	<b>376</b>	<b>397</b>
電腦設備				
- 不超過 1 年	1	1	-	-

上列若干不可撤銷之經營租約可再商議及參照協議日期之市值而作租金調整。

Certain non-cancellable operating leases included in the above were subject to renegotiation and rent adjustment with reference to market rates prevailing at specified agreed dates.

**賬目附註 (續)                      Notes to the Accounts (continued)**
**49. 經營租賃承擔 (續)              49. Operating lease commitments (continued)**
**(b) 作為出租人**

根據不可撤銷之經營租賃合約, 下列為本集團及本銀行與租客簽訂合約之未來有關租賃之最低應收租金:

**(b) As lessor**

The Group and the Bank have contracted with tenants for the following future minimum lease receivables under non-cancellable operating leases:

	本集團 The Group		本銀行 The Bank	
	2005 港幣百萬元 HK\$ m	2004 港幣百萬元 HK\$ m	2005 港幣百萬元 HK\$ m	2004 港幣百萬元 HK\$ m
土地及樓宇				
- 不超過 1 年	151	135	135	125
- 1 年以上至 5 年內	162	102	148	104
	<b>313</b>	<b>237</b>	<b>283</b>	<b>229</b>

本集團及本銀行以經營租賃形式租出投資物業 (附註 36); 租賃年期通常由 1 年至 3 年。租約條款一般要求租客提交保證金及因應租務市況之狀況而調整租金。所有租約並不包括或有租金。

The Group and the Bank lease their investment properties (Note 36) under operating lease arrangements, with leases typically for a period from one to three years. The terms of the leases generally require the tenants to pay security deposits and provide for periodic rent adjustments according to the then prevailing market conditions. None of the leases includes contingent rentals.

**50. 訴訟**

本集團目前正面對多項由獨立人士提出的索償及反索償。該等索償及反索償與本集團的正常商業活動有關。

由於董事認為本集團可對申索人作出有力抗辯或預計該等申索所涉及的數額不大, 故並未對該等索償及反索償作出重大撥備。

**50. Litigation**

The Group is currently being served a number of claims and counterclaims by various independent parties. These claims and counterclaims are in relation to the normal commercial activities of the Group.

No material provision was made against these claims and counterclaims because the directors believe that the Group has meritorious defences against the claimants or the amounts involved in these claims are not expected to be material.

## 賬目附註 (續)

### 51. 分類報告

本集團在多個地區經營許多業務。但在分類報告中，只按業務分類提供資料，沒有列示地區分類資料，此乃由於本集團的收入、稅前利潤和資產，超過 90% 來自香港

自本年中中期業績報告開始，本集團採用新的分類報告編制方法，為投資者提供更細緻的資料。按新的方法，本集團提供五個業務分類的資料，它們分別是零售銀行業務、企業銀行業務、財資業務、投資活動和未分配項目。

零售銀行和企業銀行業務線均會提供全面的銀行服務；零售銀行業務線主要服務個人客戶和小型公司，企業銀行業務線主要負責中型和大型公司。至於財資業務線，除了自營買賣，還負責管理本集團的資本、流動資金、利率和外匯敞口。投資活動包括本集團持有房地產、投資物業、聯營公司權益等等。“未分配項目”這一個業務線，涵蓋有關本集團整體、但獨立於其餘四個業務線的活動。

一個業務線的收入、支出、資產和負債，主要包括直接歸屬於該業務線的項目；如佔用本集團的物業，按佔用面積以市場租值內部計收租金；至於管理費用，會根據合理基準攤分。關於業務線之間資金調動流轉的價格，則按集團內部資金轉移價格機制釐定，主要是參照對應的同業拆放市場利率定價。雖然業務線之間的資金調動流轉會以內部項目計算收支，但是在分類報告中，不會為此以任何形式增加各個業務線的資產和負債。

## Notes to the Accounts (continued)

### 51. Segmental reporting

The Group engages in many businesses in several regions. For segmental reporting purposes, information is solely provided in respect of business segments. Geographical segment information is not presented because over 90% of the Group's revenues, profits before tax and assets are derived from Hong Kong.

Starting from the interim report this year, the Group adopted a new approach in segmental reporting to provide investors with more details. Under the current approach, information about five business segments is provided. They are Retail Banking, Corporate Banking, Treasury, Investment Activities and Unallocated.

Both Retail Banking and Corporate Banking segments provide general banking services. Retail Banking mainly serves individual customers and small companies. Corporate Banking mainly manages medium to large companies. Treasury segment is responsible for managing the capital, liquidity, and the interest rate and foreign exchange positions of the Group in addition to proprietary trades. Investment Activities include the Group's holdings of premises, investment properties and interests in associates. The segment "Unallocated" refers to those items related to the Group as a whole but independent of the other four business segments.

Revenues, expenses, assets and liabilities of any business segment mainly include items directly attributable to the segment. Regarding occupation of the Group's premises, rentals are internally charged on market rates according to the areas occupied. For management overheads, allocations are made on reasonable bases. Inter-segment fund flows are charged according to the internal funds transfer pricing mechanism of the Group. The charge on any such flow is mainly made by reference to the corresponding money market rate. Although there are internal charges on funds transferred between business segments, no assets and liabilities are created in any form for any segment in respect of such transfers for segmental reporting purposes.

**賬目附註 (續)**
**Notes to the Accounts (continued)**
**51. 分類報告 (續)**
**51. Segmental reporting (continued)**

		本集團 The Group							
		2005年							
		零售銀行 Retail	企業銀行 Corporate	財資業務 Treasury	投資 Investment	未分配項目 Unallocated	小計 Subtotal	合併抵銷 Eliminations	綜合 Consolidated
		港幣百萬元 HK\$' m	港幣百萬元 HK\$' m	港幣百萬元 HK\$' m	港幣百萬元 HK\$' m	港幣百萬元 HK\$' m	港幣百萬元 HK\$' m	港幣百萬元 HK\$' m	港幣百萬元 HK\$' m
淨利息收入 / (支出)	Net interest income/(expenses)	7,334	3,966	2,529	(854)	(138)	12,837	-	12,837
淨服務費及佣金收入 / (支出)	Net fees and commission income/(expenses)	2,110	987	(31)	17	(28)	3,055	-	3,055
淨交易性收入 / (支出)	Net trading income/(expenses)	488	122	1,065	(1)	-	1,674	-	1,674
其他經營收入	Other operating income	36	5	14	613	525	1,193	(898)	295
經營收入	Operating income	9,968	5,080	3,577	(225)	359	18,759	(898)	17,861
經營支出	Operating expenses	(4,446)	(1,300)	(308)	(364)	(210)	(6,628)	898	(5,730)
提取貸款減值準備前 經營溢利 / (虧損)	Operating profit/(loss) before impairment on advances	5,522	3,780	3,269	(589)	149	12,131	-	12,131
貸款減值準備撥回	Reversal of loan impairment allowances on advances	956	1,689	-	-	-	2,645	-	2,645
經營溢利 / (虧損)	Operating profit/(loss)	6,478	5,469	3,269	(589)	149	14,776	-	14,776
重組準備撥回	Write-back of restructuring provisions	-	-	-	-	209	209	-	209
出售 / 重估固定資產 之淨(虧損) / 收益	Net (loss)/gain from disposal/revaluation of fixed assets	(12)	(1)	-	97	-	84	-	84
出售 / 公平值調整投 資物業之淨收益	Net gain from disposal of/ fair value adjustments on investment properties	-	-	-	1,396	-	1,396	-	1,396
提早贖回持有至到期 日證券之淨虧損	Net loss from early redemption of held-to-maturity securities	-	-	(4)	-	-	(4)	-	(4)
出售可供出售證券之 淨虧損	Net loss from disposal of available-for-sale securities	-	-	(104)	-	-	(104)	-	(104)
持有至到期日證券之 減值撥備撥回	Reversal of impairment losses on held-to-maturity securities	-	-	12	-	-	12	-	12
出售附屬公司之淨虧 損	Net loss on disposal of subsidiaries	-	-	-	(10)	-	(10)	-	(10)
聯營公司權益之減值 撥備撥回	Reversal of impairment losses on interests in associates	-	-	-	4	-	4	-	4
應佔聯營公司之溢利 扣減虧損	Share of profits less losses of associates	-	-	-	4	-	4	-	4
除稅前溢利	Profit before taxation	6,466	5,468	3,173	902	358	16,367	-	16,367
資產	Assets								
分部資產	Segment assets	157,892	211,834	426,790	24,688	662	821,866	-	821,866
聯營公司權益	Interests in associates	-	-	-	61	-	61	-	61
未分配公司資產	Unallocated corporate assets	-	-	-	-	174	174	-	174
		157,892	211,834	426,790	24,749	836	822,101	-	822,101

**賬目附註 (續)**
**Notes to the Accounts (continued)**
**51. 分類報告 (續)**
**51. Segmental reporting (continued)**

		本集團 The Group							
		2005年							
		零售銀行	企業銀行	財資業務	投資	未分配項目	小計	合併抵銷	綜合
		Retail	Corporate	Treasury	Investment	Unallocated	Subtotal	Eliminations	Consolidated
		港幣百萬元	港幣百萬元	港幣百萬元	港幣百萬元	港幣百萬元	港幣百萬元	港幣百萬元	港幣百萬元
		HK\$'m	HK\$'m	HK\$'m	HK\$'m	HK\$'m	HK\$'m	HK\$'m	HK\$'m
<b>負債</b>	<b>Liabilities</b>								
分部負債	Segment liabilities	551,428	101,719	84,049	656	-	737,852	-	737,852
未分配公司負債	Unallocated corporate liabilities	-	-	-	-	9,424	9,424	-	9,424
		<b>551,428</b>	<b>101,719</b>	<b>84,049</b>	<b>656</b>	<b>9,424</b>	<b>747,276</b>	<b>-</b>	<b>747,276</b>
<b>其他資料</b>	<b>Other information</b>								
增置固定資產	Additions of fixed assets	-	-	-	569	-	569	-	569
折舊	Depreciation	186	64	22	225	69	566	-	566
證券攤銷	Amortisation of securities	-	-	463	-	-	463	-	463



**賬目附註 (續)**
**Notes to the Accounts (continued)**
**51. 分類報告 (續)**
**51. Segmental reporting (continued)**

		本銀行 The Bank							
		2005年							
		零售銀行 Retail	企業銀行 Corporate	財資業務 Treasury	投資 Investment	未分配項目 Unallocated	小計 Subtotal	合併抵銷 Eliminations	綜合 Consolidated
		港幣百萬元 HK\$'m	港幣百萬元 HK\$'m	港幣百萬元 HK\$'m	港幣百萬元 HK\$'m	港幣百萬元 HK\$'m	港幣百萬元 HK\$'m	港幣百萬元 HK\$'m	港幣百萬元 HK\$'m
淨利息收入 / (支出)	Net interest income/(expenses)	5,752	3,154	2,063	(826)	(138)	10,005	-	10,005
淨服務費及佣金收入 / (支出)	Net fees and commission income/(expenses)	1,290	787	(28)	-	(29)	2,020	-	2,020
淨交易性收入	Net trading income	396	77	1,060	-	-	1,533	-	1,533
其他經營收入	Other operating income	12	4	13	2,121	623	2,773	(797)	1,976
經營收入	Operating income	7,450	4,022	3,108	1,295	456	16,331	(797)	15,534
經營支出	Operating expenses	(3,459)	(986)	(288)	(271)	(225)	(5,229)	797	(4,432)
提取貸款減值準備前經營溢利	Operating profit before impairment on advances	3,991	3,036	2,820	1,024	231	11,102	-	11,102
貸款減值準備撥回	Reversal of loan impairment allowances on advances	968	1,439	-	-	-	2,407	-	2,407
經營溢利	Operating profit	4,959	4,475	2,820	1,024	231	13,509	-	13,509
重組準備撥回	Write-back of restructuring provisions	-	-	-	-	209	209	-	209
出售 / 重估固定資產之淨(虧損) / 收益	Net (loss)/gain from disposal/revaluation of fixed assets	(12)	(1)	-	88	-	75	-	75
出售 / 公平值調整投資物業之淨收益	Net gain from disposal of/fair value adjustments on investment properties	-	-	-	1,320	-	1,320	-	1,320
提早贖回持有至到期日證券之淨虧損	Net loss from early redemption of held-to-maturity securities	-	-	(4)	-	-	(4)	-	(4)
出售可供出售證券之淨虧損	Net loss from disposal of available-for-sale securities	-	-	(104)	-	-	(104)	-	(104)
持有至到期日證券之減值撥備撥回	Reversal of impairment losses on held-to-maturity securities	-	-	12	-	-	12	-	12
出售附屬公司之淨收益	Net gain on disposal of subsidiaries	-	-	-	15	-	15	-	15
聯營公司權益之減值撥備撥回	Reversal of impairment losses on interests in associates	-	-	-	7	-	7	-	7
除稅前溢利	Profit before taxation	4,947	4,474	2,724	2,454	440	15,039	-	15,039
<b>資產</b>	<b>Assets</b>								
分部資產	Segment assets	135,273	175,709	362,023	32,430	662	706,097	-	706,097
聯營公司權益	Interests in associates	-	-	-	28	-	28	-	28
未分配公司資產	Unallocated corporate assets	-	-	-	-	711	711	-	711
		135,273	175,709	362,023	32,458	1,373	706,836	-	706,836

**賬目附註 (續)                      Notes to the Accounts (continued)**
**51. 分類報告 (續)                      51. Segmental reporting (continued)**

		本銀行 The Bank							
		2005年							
		零售銀行 Retail	企業銀行 Corporate	財資業務 Treasury	投資 Investment	未分配項目 Unallocated	小計 Subtotal	合併抵銷 Eliminations	綜合 Consolidated
		港幣百萬元 HK\$'m	港幣百萬元 HK\$'m	港幣百萬元 HK\$'m	港幣百萬元 HK\$'m	港幣百萬元 HK\$'m	港幣百萬元 HK\$'m	港幣百萬元 HK\$'m	港幣百萬元 HK\$'m
<b>負債</b>	<b>Liabilities</b>								
分部負債	Segment liabilities	448,491	98,503	81,967	23	-	628,984	-	628,984
未分配公司負債	Unallocated corporate liabilities	-	-	-	-	9,661	9,661	-	9,661
		<u>448,491</u>	<u>98,503</u>	<u>81,967</u>	<u>23</u>	<u>9,661</u>	<u>638,645</u>	<u>-</u>	<u>638,645</u>
<b>其他資料</b>	<b>Other information</b>								
增置固定資產	Additions of fixed assets	-	-	-	482	-	482	-	482
折舊	Depreciation	154	53	18	186	57	468	-	468
證券攤銷	Amortisation of securities	-	-	255	-	-	255	-	255

**賬目附註 (續)**
**Notes to the Accounts (continued)**
**51. 分類報告 (續)**
**51. Segmental reporting (continued)**

		本集團 The Group							
		2004年							
		零售銀行 Retail	企業銀行 Corporate	財資業務 Treasury	投資 Investment	未分配項目 Unallocated	小計 Subtotal	合併抵銷 Eliminations	綜合 Consolidated
		港幣百萬元 HK\$ m	港幣百萬元 HK\$ m	港幣百萬元 HK\$ m	港幣百萬元 HK\$ m	港幣百萬元 HK\$ m	港幣百萬元 HK\$ m	港幣百萬元 HK\$ m	港幣百萬元 HK\$ m
淨利息收入 / (支出)	Net interest income/(expenses)	5,444	3,643	2,153	(51)	2	11,191	-	11,191
淨服務費及佣金收入 / (支出)	Net fees and commission income/(expenses)	2,077	1,179	(39)	20	(14)	3,223	-	3,223
淨交易性收入 / (支出)	Net trading income/(expenses)	541	21	564	(8)	-	1,118	-	1,118
其他經營收入	Other operating income	(39)	2	1	664	597	1,225	(905)	320
經營收入	Operating income	8,023	4,845	2,679	625	585	16,757	(905)	15,852
經營支出	Operating expenses	(3,897)	(1,211)	(296)	(529)	(476)	(6,409)	905	(5,504)
提取貸款撥備前經營溢利	Operating profit before provisions on advances	4,126	3,634	2,383	96	109	10,348	-	10,348
呆壞賬撥回	Write-back of bad and doubtful debts	28	1,600	-	-	-	1,628	-	1,628
經營溢利	Operating profit	4,154	5,234	2,383	96	109	11,976	-	11,976
出售 / 重估固定資產之淨(虧損) / 收益	Net (loss)/gain from disposal/revaluation of fixed assets	(1)	1	-	1,393	(1)	1,392	-	1,392
出售 / 公平值調整投資物業之淨收益	Net gain from disposal of/fair value adjustments on investment properties	-	-	-	721	-	721	-	721
提早贖回持有至到期日證券之淨收益	Net gain from early redemption of held-to-maturity securities	-	-	2	-	-	2	-	2
出售聯營公司之淨收益	Net gain on disposal of an associate	-	-	-	50	-	50	-	50
聯營公司權益之減值撥備撥回	Reversal of impairment losses on interests in associates	-	-	-	152	-	152	-	152
應佔聯營公司之溢利扣減虧損	Share of profits less losses of associates	-	-	-	(16)	-	(16)	-	(16)
除稅前溢利	Profit before taxation	4,153	5,235	2,385	2,396	108	14,277	-	14,277
資產	Assets								
分部資產	Segment assets	132,791	187,946	453,457	22,291	-	796,485	-	796,485
聯營公司權益	Interests in associates	-	-	-	62	-	62	-	62
未分配公司資產	Unallocated corporate assets	-	-	-	-	228	228	-	228
		132,791	187,946	453,457	22,353	228	796,775	-	796,775

**賬目附註 (續)**
**Notes to the Accounts (continued)**
**51. 分類報告 (續)**
**51. Segmental reporting (continued)**

		本集團 The Group							
		2004年							
		零售銀行 Retail	企業銀行 Corporate	財資業務 Treasury	投資 Investment	未分配項目 Unallocated	小計 Subtotal	合併抵銷 Eliminations	綜合 Consolidated
		港幣百萬元 HK\$ m	港幣百萬元 HK\$ m	港幣百萬元 HK\$ m	港幣百萬元 HK\$ m	港幣百萬元 HK\$ m	港幣百萬元 HK\$ m	港幣百萬元 HK\$ m	港幣百萬元 HK\$ m
<b>負債</b>	<b>Liabilities</b>								
分部負債	Segment liabilities	567,313	91,215	68,485	655	-	727,668	-	727,668
未分配公司負債	Unallocated corporate liabilities	-	-	-	-	4,600	4,600	-	4,600
		<u>567,313</u>	<u>91,215</u>	<u>68,485</u>	<u>655</u>	<u>4,600</u>	<u>732,268</u>	<u>-</u>	<u>732,268</u>
<b>其他資料</b>	<b>Other information</b>								
增置固定資產	Additions of fixed assets	-	-	-	450	-	450	-	450
折舊	Depreciation	138	45	17	391	(6)	585	-	585
持有至到期日證券 之溢價 / 折讓攤 銷	Amortisation of premium/discount of held-to-maturity securities	-	-	207	-	-	207	-	207

**賬目附註 (續)**
**Notes to the Accounts (continued)**
**51. 分類報告 (續)**
**51. Segmental reporting (continued)**

		本銀行 The Bank							
		2004年							
		零售銀行	企業銀行	財資業務	投資	未分配項目	小計	合併抵銷	綜合
		Retail	Corporate	Treasury	Investment	Unallocated	Subtotal	Eliminations	Consolidated
		港幣百萬元	港幣百萬元	港幣百萬元	港幣百萬元	港幣百萬元	港幣百萬元	港幣百萬元	港幣百萬元
		HK\$m	HK\$m	HK\$m	HK\$m	HK\$m	HK\$m	HK\$m	HK\$m
淨利息收入 / (支出)	Net interest income/(expenses)	4,094	2,996	1,716	(49)	2	8,759	-	8,759
淨服務費及佣金收入 / (支出)	Net fees and commission income/(expenses)	1,356	954	(36)	-	(22)	2,252	-	2,252
淨交易性收入	Net trading income	428	9	554	-	-	991	-	991
其他經營收入	Other operating income	4	1	1	1,847	597	2,450	(803)	1,647
經營收入	Operating income	5,882	3,960	2,235	1,798	577	14,452	(803)	13,649
經營支出	Operating expenses	(3,116)	(919)	(279)	(362)	(374)	(5,050)	803	(4,247)
提取貸款撥備前經營溢利	Operating profit before provisions on advances	2,766	3,041	1,956	1,436	203	9,402	-	9,402
呆壞賬撥回	Write-back of bad and doubtful debts	211	1,398	-	-	-	1,609	-	1,609
經營溢利	Operating profit	2,977	4,439	1,956	1,436	203	11,011	-	11,011
出售 / 重估固定資產之淨(虧損) / 收益	Net (loss)/gain from disposal/revaluation of fixed assets	(1)	1	-	1,230	(1)	1,229	-	1,229
出售 / 公平值調整投資物業之淨收益	Net gain from disposal of/fair value adjustments on investment properties	-	-	-	560	-	560	-	560
提早贖回持有至到期日證券之淨收益	Net gain from early redemption of held-to-maturity securities	-	-	2	-	-	2	-	2
附屬公司權益之減值撥備撥回	Reversal of impairment losses on interest in subsidiaries	-	-	-	240	-	240	-	240
聯營公司權益之減值撥備撥回	Reversal of impairment losses on interests in associates	-	-	-	141	-	141	-	141
除稅前溢利	Profit before taxation	2,976	4,440	1,958	3,607	202	13,183	-	13,183
<b>資產</b>	<b>Assets</b>								
分部資產	Segment assets	107,816	158,366	389,407	30,042	-	685,631	-	685,631
聯營公司權益	Interests in associates	-	-	-	27	-	27	-	27
未分配公司資產	Unallocated corporate assets	-	-	-	-	218	218	-	218
		107,816	158,366	389,407	30,069	218	685,876	-	685,876

**賬目附註 (續)**
**Notes to the Accounts (continued)**
**51. 分類報告 (續)**
**51. Segmental reporting (continued)**

		本銀行 The Bank							
		2004年							
		零售銀行 Retail	企業銀行 Corporate	財資業務 Treasury	投資 Investment	未分配項目 Unallocated	小計 Subtotal	合併抵銷 Eliminations	綜合 Consolidated
		港幣百萬元 HK\$m	港幣百萬元 HK\$m	港幣百萬元 HK\$m	港幣百萬元 HK\$m	港幣百萬元 HK\$m	港幣百萬元 HK\$m	港幣百萬元 HK\$m	港幣百萬元 HK\$m
<b>負債</b>	<b>Liabilities</b>								
分部負債	Segment liabilities	460,776	90,827	69,583	12	-	621,198	-	621,198
未分配公司負債	Unallocated corporate liabilities	-	-	-	-	4,927	4,927	-	4,927
		<u>460,776</u>	<u>90,827</u>	<u>69,583</u>	<u>12</u>	<u>4,927</u>	<u>626,125</u>	<u>-</u>	<u>626,125</u>
<b>其他資料</b>	<b>Other information</b>								
增置固定資產	Additions of fixed assets	-	-	-	396	-	396	-	396
折舊	Depreciation	137	45	18	264	(6)	458	-	458
持有至到期日證券之溢價 / 折讓攤銷	Amortisation of premium/discount of held-to-maturity securities	-	-	104	-	-	104	-	104

**52. 董事及高級職員貸款**
**52. Loans to directors and officers**

根據香港公司條例第 161B 條的規定，向銀行董事及高級職員提供之貸款詳情如下：

Particulars of advances made to directors and officers of the Bank pursuant to section 161B of the Hong Kong Companies Ordinance are as follows:

		2005年 港幣百萬元 HK\$m	2004年 港幣百萬元 HK\$m
於年末尚未償還之貸款總額	Aggregate amount of relevant loans outstanding at year end	<u>22</u>	<u>185</u>
於年內未償還貸款之最高總額	Maximum aggregate amount of relevant loans outstanding during the year	<u>186</u>	<u>193</u>

賬目附註 (續)

Notes to the Accounts (continued)

53. 主要之有關連人士交易

53. Significant related party transactions

有關連人士指有能力直接或間接控制另一方，或可在財政及經營決策方面向另一方行使重大影響之人士。倘有關方受共同控制，亦被視為有關連人士。有關連人士可為個人或其他公司。

Related parties are those parties that have the ability, directly or indirectly, to control the other party or exercise significant influence over the other party in making financial and operating decisions. Parties are also considered to be related if they are subject to common control. Related parties may be individuals or other entities.

本集團與有關連人士於年內進行之交易摘要如下：

Transactions with related parties, which the Group were entered into during the year are summarised as follows:

(a) 中國銀行集團公司  
提供擔保之第三者  
貸款

(a) Advances to third parties guaranteed by BOC group companies

截至 2005 年 12 月 31 日，間接控股公司中國銀行及其附屬公司為本集團給予若干第三者之貸款港幣 32.55 億元（2004 年：港幣 45.12 億元）提供擔保。中國銀行及其附屬公司擁有該等第三者不超過 20% 之股份權益。

As at 31 December 2005, BOC, the intermediate holding company, and its subsidiaries provided guarantees for loans in favour of the Group amounting to HK\$3,255 million (2004: HK\$4,512 million) to certain third parties. BOC and its subsidiaries held equity interests of not more than 20% in these third parties.

**賬目附註 (續)                      Notes to the Accounts (continued)**
**53. 主要之有關連人士交易 (續)                      53. Significant related party transactions (continued)**
**(b) 與中國銀行集團公司在正常業務範圍內進行之交易摘要**

與本銀行之直接控股公司、間接控股公司、本銀行之聯營公司及中國銀行之附屬公司和聯營公司達成之有關連人士交易所產生之總收入及支出摘要如下：

**(b) Summary of transactions entered into during the ordinary course of business with BOC group companies**

The aggregate income and expenses arising from related party transactions with the immediate holding company, the intermediate holding companies, associates of the Bank as well as subsidiaries and associates of BOC are summarised as follows:

		<b>2005</b>		
		直接及間接控股 公司 <sup>1</sup>	聯營公司	其他有關連人士 <sup>2</sup>
		Immediate and intermediate holding companies <sup>1</sup>	Associates	Other related parties <sup>2</sup>
		附註 Notes	港幣百萬元 HK\$ m	港幣百萬元 HK\$ m
		港幣百萬元 HK\$ m	港幣百萬元 HK\$ m	港幣百萬元 HK\$ m
損益項目：	Profit and loss items:			
利息收入	Interest income	(i)	461	6
利息支出	Interest expense	(ii)	(450)	(111)
已收保險佣金 (淨額)	Insurance commission received (net)	(iii)	-	166
已收 / 應收行政 服務費用	Administrative services fees received/ receivable	(iv)	36	16
已收 / 應收租金	Rental fees received/receivable	(iv)	-	15
已付 / 應付信用卡 佣金 (淨額)	Credit card commission paid/payable (net)	(v)	(77)	(2)
已付 / 應付證券經紀 佣金 (淨額)	Securities brokerage commission paid/payable (net)	(v)	-	(71)
已付 / 應付租務、 物業管理及租務 代理費用	Rental, property management and letting agency fees paid/payable	(v)	-	(80)
已收基金銷售佣金	Funds selling commission received	(vi)	-	45
已收代理銀行業務 費用	Correspondent banking fee received	(vii)	11	-
淨交易性虧損	Net trading losses		(42)	-



**賬目附註 (續)                      Notes to the Accounts (continued)**
**53. 主要之有關連人士交易 (續)                      53. Significant related party transactions (continued)**

(b) 與中國銀行集團公司在正常業務範圍內進行之交易摘要 (續)

(b) Summary of transactions entered into during the ordinary course of business with BOC group companies (continued)

		2004		
		直接及間接控股 公司 <sup>1</sup>	聯營公司	其他有關連人士 <sup>2</sup>
		Immediate and intermediate holding companies <sup>1</sup>	Associates	Other related parties <sup>2</sup>
		附註 Notes	港幣百萬元 HK\$ m	港幣百萬元 HK\$ m
		港幣百萬元 HK\$ m	港幣百萬元 HK\$ m	港幣百萬元 HK\$ m
損益項目：	Profit and loss items:			
利息收入	Interest income	(i)	163	1
利息支出	Interest expense	(ii)	(190)	-
已收保險佣金(淨額)	Insurance commission received (net)	(iii)	-	-
已收 / 應收行政服務費用	Administrative services fees received/receivable	(iv)	42	-
已收 / 應收租金	Rental fees received/receivable	(iv)	-	-
已付 / 應付信用卡佣金(淨額)	Credit card commission paid/payable (net)	(v)	(64)	-
已付 / 應付證券經紀佣金(淨額)	Securities brokerage commission paid/payable (net)	(v)	-	-
已付 / 應付租務物業管理及租務代理費用	Rental, property management and letting agency fees paid/payable	(v)	-	-
呆壞賬撥回	Write-back of bad and doubtful debts		-	141
已收基金銷售佣金	Funds selling commission received	(vi)	-	-
已收代理銀行業務費用	Correspondent banking fee received	(vii)	11	-
已收貸款服務費	Loan services fees received	(viii)	2	-
			<u>2</u>	<u>5</u>

**賬目附註 (續)                      Notes to the Accounts (continued)**
**53. 主要之有關連人士交易 (續)                      53. Significant related party transactions (continued)**

(b) 與中國銀行集團公司在正常業務範圍內進行之交易摘要 (續)

(b) Summary of transactions entered into during the ordinary course of business with BOC group companies (continued)

		2005		
		直接及間接控股 公司 <sup>1</sup>	聯營公司	其他有關連人士 <sup>2</sup>
		Immediate and intermediate holding companies <sup>1</sup>	Associates	Other related parties <sup>2</sup>
		附註 Notes	港幣百萬元 HK\$ m	港幣百萬元 HK\$ m
		港幣百萬元 HK\$ m	港幣百萬元 HK\$ m	港幣百萬元 HK\$ m
資產負債表項目：	Balance sheet items:			
庫存現金及短期 資金	Cash and short-term funds	(i)	9,665	-
銀行及其他金融 機構存款	Placements with banks and other financial institutions	(i)	7,514	-
衍生金融工具資產	Derivative financial instruments assets	(ix)	4	2
貸款及其他款項	Advances and other accounts	(i)	20	-
其他資產	Other assets	(x)	33	574
銀行及其他金融 機構之存款及 結餘	Deposits and balances of banks and other financial institutions	(ii)	19,596	-
客戶存款	Deposits from customers	(ii)	112	91
衍生金融工具負債	Derivative financial instruments liabilities	(ix)	78	-
其他賬項及準備	Other accounts and provisions	(x)	5,952	978
			<u>5,952</u>	<u>978</u>

**賬目附註 (續)                      Notes to the Accounts (continued)**
**53. 主要之有關連人士交易 (續)                      53. Significant related party transactions (continued)**

(b) 與中國銀行集團公司在正常業務範圍內進行之交易摘要 (續)

(b) Summary of transactions entered into during the ordinary course of business with BOC group companies (continued)

		2004		
		直接及間接控股 公司 <sup>1</sup>	聯營公司	其他有關連人士 <sup>2</sup>
		Intermediate and intermediate holding companies <sup>1</sup>	Associates	Other related parties <sup>2</sup>
		附註 Notes	港幣百萬元 HK\$ m	港幣百萬元 HK\$ m
資產負債表項目：	Balance sheet items:			
庫存現金及短期 資金	Cash and short-term funds	(i)	11,534	-
銀行及其他金融 機構存款	Placements with banks and other financial institutions	(i)	22,673	-
貸款及其他賬項	Advances and other accounts	(i)	15	-
其他資產	Other assets	(x)	41	-
銀行及其他金融 機構之存款及 結餘	Deposits and balances of banks and other financial institutions	(ii)	18,536	-
客戶存款	Deposits from customers	(ii)	1,250	110
其他賬項及準備	Other accounts and provisions	(x)	24	-
			<u>24</u>	<u>1,159</u>

<sup>1</sup> 直接及間接控股公司均為國有企業。截至 2004 年 12 月 31 日之年度內與中國銀行所進行之交易亦披露為與直接及間接控股公司之交易以確保可比性。雖然中國銀行於 2004 年 8 月前為本銀行之最終控股公司。自中國銀行於 2004 年 8 月改制後，匯金便代表國家控制中國銀行。因此，改制後，匯金代表國家通過其在中國銀行的權益而成為本銀行的最終控股公司，而中國銀行隨之成為本銀行之間接控股公司。

<sup>2</sup> 其他有關連人士包括中國銀行之附屬公司和聯營公司及提供本銀行員工福利之退休福利計劃，而若干其他有關連人士為國有企業。

<sup>1</sup> Immediate and intermediate holding companies are state-controlled entities. Transactions with BOC for the year ended 31 December 2004 have been disclosed as transactions with immediate and intermediate holding companies to ensure comparability notwithstanding that BOC was the Bank's ultimate holding company before August 2004. Following the reorganisation of BOC in August 2004, Central SAFE holds controlling equity capital of BOC on behalf of the State. Accordingly, Central SAFE, acting on behalf of the State has become the ultimate holding company of the Bank whilst BOC became the Bank's intermediate holding company.

<sup>2</sup> Subsidiaries and associates of BOC and post-employment benefit plans for the benefit of employees of the Bank are collectively disclosed as other related parties and certain of which are state-controlled entities.

## 賬目附註 (續)                      Notes to the Accounts (continued)

### 53. 主要之有關連人士交易 (續)                      53. Significant related party transactions (continued)

**(b) 與中國銀行集團公司在正常業務範圍內進行之交易摘要 (續)**

附註：

**(i) 利息收入**

本集團在正常業務中與中國銀行、中國銀行之附屬公司及聯營公司進行多種交易，包括接受現金及短期資金存款、存放同業存款及提供貸款和信貸融資。此等交易與本集團跟其他第三者交易所訂定的價格與條款相比，並無享有特別優惠。

**(ii) 利息支出**

本集團在正常業務中接受本銀行之直接控股公司、間接控股公司和中國銀行之附屬公司及聯營公司之同業存款及往來、定期、儲蓄及其他存款，均按當時之市場價格進行。

**(iii) 已收保險佣金 (淨額)**

本集團在正常業務中向中國銀行之附屬公司提供保險代理服務及購買一般及人壽保險單，均按當時之市場價格進行。

**(iv) 已收 / 應收行政服務費及租金**

本集團在正常業務中向間接控股公司及中國銀行之附屬公司提供內部稽核、科技、人力資源支援及培訓等各項行政服務，主要按成本加 5% 的基礎來收取費用。此外，本集團向中國銀行之附屬公司按當時之市場價格收取寫字樓物業租金。

**(b) Summary of transactions entered into during the ordinary course of business with BOC group companies (continued)**

Notes:

**(i) Interest income**

In the ordinary course of business, the Group enters into various transactions with BOC and its subsidiaries and associates including deposit of cash and short-term funds, placement of interbank deposits and provision of loans and credit facilities. The transactions were conducted at prices and terms that are no more favourable than those charged to and contracted with other third party customers of the Group.

**(ii) Interest expense**

In the ordinary course of business, the Group accepts interbank deposits and current, fixed, savings and other deposits from the immediate holding company, intermediate holding companies and subsidiaries and associates of BOC at the relevant market rates at the time of the transactions.

**(iii) Insurance commission received (net)**

In the ordinary course of business, the Group provides insurance agency services to and purchases general and life insurance policies from subsidiaries of BOC at the relevant market rates at the time of the transactions.

**(iv) Administrative services fees and rental fees received/receivable**

In the ordinary course of business, the Group receives administrative services fees for the provision of various administrative services including internal audit, technology, human resources support and training to the intermediate holding companies and subsidiaries of BOC mainly on the basis of cost plus a margin of 5%, and receives office premises rental fees from the subsidiaries of BOC at the relevant market rates at the time of the transactions.

## 賬目附註 (續)                      Notes to the Accounts (continued)

### 53. 主要之有關連人士交易 (續)                      53. Significant related party transactions (continued)

**(b) 與中國銀行集團公司在正常業務範圍內進行之交易摘要 (續)**

附註：(續)

**(v) 已付 / 應付佣金、物業管理、租務代理費用及租務費用**

本集團在正常業務中就信用卡之行政管理及推廣服務、證券經紀服務、物業管理及租務代理支付佣金予中國銀行及其附屬公司，並向中國銀行之附屬公司支付租務費用。此等交易均按當時之市場價格進行。

**(vi) 已收基金銷售佣金**

本集團在正常業務中會向本集團客戶推廣和銷售一間中國銀行之附屬公司的基金產品並收取佣金，此等業務均按當時之市場價格進行。

**(vii) 已收代理銀行業務費用**

中國銀行在正常業務中向本集團客戶提供代理銀行服務，其中包括匯款及通知和託收本集團向客戶發出之信用證。本集團與中國銀行雙方按不時議定之比例分攤客戶所付費用。

**(viii) 已收貸款服務費**

本集團在正常業務中，對轉讓予中國銀行及其附屬公司之貸款及相關抵押品提供管理服務，本集團在往年收取按各方不時議定之服務費用。在2004年6月，當有關貸款出售後，是項貸款服務也隨之終止。

**(b) Summary of transactions entered into during the ordinary course of business with BOC group companies (continued)**

Notes: (continued)

**(v) Commission, property management, letting agency fee and rental fees paid/payable**

In the ordinary course of business, the Group pays commission fees for credit card administrative and promotional services, securities brokerage services, property management and letting agency fees to BOC and its subsidiaries. The Group also pays rental fees to subsidiaries of BOC. These transactions have been entered into in the ordinary course of business and were priced at the relevant market rates at the time of the transactions.

**(vi) Funds selling commission received**

In the ordinary course of business, the Group receives commission for engaging in promotion and sale of fund products of a subsidiary of BOC to customers of the Group at the relevant market rates at the time of the transactions.

**(vii) Correspondent banking fee received**

In the ordinary course of business, BOC provides services to the Group's customers including remittance services and advising on and collecting letters of credit issued by the Group. The Group shares the fees paid by its customers with BOC on the basis agreed between the parties from time to time.

**(viii) Loan services fees received**

In the ordinary course of business, the Group undertakes to service and administer the loans and the related securities transferred to BOC and its subsidiaries in prior years at a fee agreed among the parties from time to time. Such loan service was ended in June 2004 when the loans were sold.

## 賬目附註 (續)                      Notes to the Accounts (continued)

### 53. 主要之有關連人士交易 (續)                      53. Significant related party transactions (continued)

**(b) 與中國銀行集團公司在正常業務範圍內進行之交易摘要 (續)**

**(b) Summary of transactions entered into during the ordinary course of business with BOC group companies (continued)**

附註：(續)

Notes: (continued)

**(ix) 衍生金融工具資產 / 負債**

**(ix) Derivative financial instruments assets/liabilities**

本集團在正常業務中與中國銀行及其附屬公司訂立了外匯合約及利率合約。於2005年12月31日，該等衍生交易之名義數額總值為港幣175.83億元。而於該日相關之衍生金融工具資產及負債分別為港幣6百萬元及港幣7.8千萬元。此等交易按當時之市場價格進行。

In the ordinary course of business, the Group enters into foreign exchange contracts and interest rate contracts with BOC and its subsidiaries. The aggregate notional amount of such derivative transactions amounted to HK\$17,583 million as at 31 December 2005 whilst the corresponding derivative financial instruments assets and liabilities amounted to HK\$6 million and HK\$78 million respectively as at that date. These transactions are executed at the relevant market rates at the time of the transactions.

**(x) 其他資產及其他賬項及準備**

**(x) Other assets and other accounts and provisions**

「其他資產」及「其他賬項及準備」包括了向間接控股公司及中國銀行之附屬公司之應收及應付賬款，主要是由於代本集團客戶買賣股票而對一間中國銀行之附屬公司所產生的應收及應付賬款。此等應收及應付賬款從正常業務範圍進行之交易所產生。

Included within "Other assets" and "Other accounts and provisions" are receivables from and payables to intermediate holding companies and subsidiaries of BOC. The amounts mainly represent the accounts receivables from and payables to a subsidiary of BOC in relation to dealing securities trading transactions on behalf of the Group's customers. The receivables and payables arose from transactions carried out in the normal course of business.

**(c) 或然負債及承擔**

**(c) Contingent liabilities and commitments**

本集團在正常業務中按市場之一般商業條款為中國銀行、中國銀行之附屬公司及聯營公司提供貸款融資、貿易融資服務及為其責任作出擔保。於2005年12月31日，該等未提取之貸款承擔與貿易有關之或然負債及擔保數額為港幣11.48億元(2004年：港幣12.83億元)。

In the ordinary course of business, the Group provides loan facilities and trade finance services to, and guarantees for the obligations of BOC and its subsidiaries and associates on normal commercial terms. As at 31 December 2005, the total undrawn loan commitments, trade finance-related contingencies and guarantees amounted to HK\$1,148 million (2004: HK\$1,283 million).

**賬目附註 (續)                      Notes to the Accounts (continued)**
**53. 主要之有關連人士交易 (續)                      53. Significant related party transactions (continued)**
**(d) 與附屬公司之結餘                      (d) Balances with subsidiaries**

		<u>2005</u>	<u>2004</u>
		港幣百萬元 HK\$ m	港幣百萬元 HK\$ m
庫存現金及短期資金	Cash and short-term funds	123	1,003
銀行及其他金融機構存款	Placements with banks and other financial institutions	23	129
衍生金融工具資產	Derivative financial instruments assets	15	-
貸款及其他賬項	Advances and other accounts	954	816
其他資產	Other assets	1,691	871
銀行及其他金融機構之存款及結餘	Deposits and balances of banks and other financial institutions	975	1,045
客戶存款	Deposits from customers	267	274
衍生金融工具負債	Derivative financial instruments liabilities	4	-
其他賬項及準備	Other accounts and provisions	<u>122</u>	<u>135</u>

**(e) 主要高層人員                      (e) Key management personnel**

主要高層人員是指某些能直接或間接擁有權力及責任來計劃、指導及掌管集團業務之人士，包括董事及高層人員。本集團在正常業務中會接受主要高層管理人員存款及向其提供貸款及信貸融資。於本年及去年，本集團並沒有與中銀香港及其控股公司之主要高層人員或其有關連人士進行重大交易。

主要高層人員截至2005年12月31日及2004年12月31日之薪酬如下：

Key management are those persons having authority and responsibility for planning, directing and controlling the activities of the Group, directly or indirectly, including Directors and Senior Management. The Group accepts deposits from and grants loans and credit facilities to key management personnel in the ordinary course of business. During both the current and prior year, no material transaction was conducted with key management personnel of BOCHK, its holding companies and parties related to them.

The key management compensation for the year ended 31 December 2005 and 31 December 2004 is detailed as follows:

		<u>2005</u>	<u>2004</u>
		港幣百萬元 HK\$ m	港幣百萬元 HK\$ m
薪酬及其他短期員工福利	Salaries and other short-term employee benefits	33	24
退休福利	Post-employment benefits	<u>1</u>	<u>2</u>
		<u>34</u>	<u>26</u>

**賬目附註 (續)                      Notes to the Accounts (continued)**

**53. 主要之有關連人士交易 (續)                      53. Significant related party transactions (continued)**

**(f) 與財政部及中國人民銀行進行的交易                      (f) Transactions with Ministry of Finance and The People's Bank of China**

本集團在正常業務中與該等企業進行銀行業務交易,包括買入及贖回庫券及貨幣市場交易,其於結算日之結餘及於年內相關的收入及支出摘要如下:

The Group enters into banking transactions with these entities in the normal course of business. These include purchases and redemption of treasury bonds and money market transactions. The outstanding balances at the year end, and the related income and expense for the year are as follows:

**(i) 庫券**

**(i) Treasury bonds**

		<u>2005</u>	<u>2004</u>
		港幣百萬元	港幣百萬元
		HK\$m	HK\$m
利息收入	Interest income	<u>133</u>	<u>104</u>
		<u>2005</u>	<u>2004</u>
		港幣百萬元	港幣百萬元
		HK\$m	HK\$m
年初結餘	Outstanding balance at beginning of the year	<u>2,523</u>	<u>1,559</u>
年末結餘	Outstanding balance at end of the year	<u>2,630</u>	<u>2,523</u>



**賬目附註 (續)                      Notes to the Accounts (continued)**
**53. 主要之有關連人士交易 (續)                      53. Significant related party transactions (continued)**
**(f) 與財政部及中國人民銀行進行的交易 (續)                      (f) Transactions with Ministry of Finance and The People's Bank of China (continued)**
**(ii) 存放銀行及其他金融機構                      (ii) Due from banks and other financial institutions**

		<u>2005</u>	<u>2004</u>
		港幣百萬元	港幣百萬元
		HK\$ m	HK\$ m
利息收入	Interest income	<u>110</u>	<u>60</u>

		<u>2005</u>	<u>2004</u>
		港幣百萬元	港幣百萬元
		HK\$ m	HK\$ m
年初結餘	Outstanding balance at beginning of the year	<u>11,648</u>	<u>371</u>
年末結餘	Outstanding balance at end of the year	<u>21,846</u>	<u>11,648</u>

**(iii) 銀行及其他金融機構之存款                      (iii) Due to banks and other financial institutions**

		<u>2005</u>	<u>2004</u>
		港幣百萬元	港幣百萬元
		HK\$ m	HK\$ m
利息支出	Interest expense	<u>(5)</u>	<u>(40)</u>

		<u>2005</u>	<u>2004</u>
		港幣百萬元	港幣百萬元
		HK\$ m	HK\$ m
年初結餘	Outstanding balance at beginning of the year	<u>-</u>	<u>4,163</u>
年末結餘	Outstanding balance at end of the year	<u>-</u>	<u>-</u>

**賬目附註 (續)                      Notes to the Accounts (continued)**

**53. 主要之有關連人士交易 (續)                      53. Significant related party transactions (continued)**

**(g) 與匯金及其他匯金控制之公司進行的交易**

匯金是經中華人民共和國國務院批准代表國家行使出資人權力，並為中國銀行之主要控股公司。因此，匯金代表國家通過其在中國銀行的權益而成為本銀行的最終控股公司。

截止 2004 年 12 月 31 日及 2005 年 12 月 31 日本集團與匯金沒有任何結餘及沒有進行任何交易。

匯金於某些內地銀行均擁有控制權益。本集團在正常業務中與該等公司進行銀行業務交易，包括貸款、投資證券及貨幣市場交易，其於結算日之結餘及於年內相關的收入及支出摘要如下：

**(g) Transactions with Central SAFE and other companies controlled by Central SAFE**

Central SAFE is the controlling entity of BOC. Central SAFE is approved by the State Council of the PRC to assume the rights and obligations of the equity owner on behalf of the State. Accordingly, Central SAFE, acting on behalf of the State, has become the ultimate holding company of the Bank by virtue of its interest in BOC.

The Group did not have any balances and enter into any transactions with Central SAFE for the years ended 31 December 2004 and 2005 respectively.

Central SAFE has controlling equity interests in certain other banks in the PRC. The Group enters into banking transactions with these companies in the normal course of business. These include loans, investment securities and money market transactions. The outstanding balances at the year end, and the related income and expense for the year are as follows:

**賬目附註 (續)                      Notes to the Accounts (continued)**

**53. 主要之有關連人士交易 (續)                      53. Significant related party transactions (continued)**

**(g) 與匯金及其他匯金控制之公司進行的交易 (續)                      (g) Transactions with Central SAFE and other companies controlled by Central SAFE (continued)**

**(i) 客戶 / 銀行及其他金融機構貸款                      (i) Advances to customers/banks and other financial institutions**

		<u>2005</u>	<u>2004</u>
		港幣百萬元	港幣百萬元
		HK\$ m	HK\$ m
利息收入	Interest income	-	-

		<u>2005</u>	<u>2004</u>
		港幣百萬元	港幣百萬元
		HK\$ m	HK\$ m
年初結餘	Outstanding balance at beginning of the year	-	-
年末結餘	Outstanding balance at end of the year	<b>11</b>	-

**(ii) 投資證券                      (ii) Investment securities**

		<u>2005</u>	<u>2004</u>
		港幣百萬元	港幣百萬元
		HK\$ m	HK\$ m
利息收入	Interest income	<b>59</b>	22

		<u>2005</u>	<u>2004</u>
		港幣百萬元	港幣百萬元
		HK\$ m	HK\$ m
年初結餘	Outstanding balance at beginning of the year	<b>1,743</b>	373
年末結餘	Outstanding balance at end of the year	<b>2,043</b>	1,743

**賬目附註 (續)                      Notes to the Accounts (continued)**
**53. 主要之有關連人士交易 (續)                      53. Significant related party transactions (continued)**

(g) 與匯金及其他匯金控制之公司進行的交易 (續)

(g) Transactions with Central SAFE and other companies controlled by Central SAFE (continued)

(iii) 存放銀行及其他金融機構

(iii) Due from banks and other financial institutions

		<u>2005</u>	<u>2004</u>
		港幣百萬元	港幣百萬元
		HK\$ m	HK\$ m
利息收入	Interest income	<u>29</u>	<u>9</u>

		<u>2005</u>	<u>2004</u>
		港幣百萬元	港幣百萬元
		HK\$ m	HK\$ m
年初結餘	Outstanding balance at beginning of the year	<u>2,115</u>	<u>1,072</u>
年末結餘	Outstanding balance at end of the year	<u>1,034</u>	<u>2,115</u>

(iv) 銀行及其他金融機構之存款

(iv) Due to banks and other financial institutions

		<u>2005</u>	<u>2004</u>
		港幣百萬元	港幣百萬元
		HK\$ m	HK\$ m
利息支出	Interest expense	<u>(1)</u>	<u>-</u>

		<u>2005</u>	<u>2004</u>
		港幣百萬元	港幣百萬元
		HK\$ m	HK\$ m
年初結餘	Outstanding balance at beginning of the year	<u>14</u>	<u>5</u>
年末結餘	Outstanding balance at end of the year	<u>15</u>	<u>14</u>

## 賬目附註 (續)      Notes to the Accounts (continued)

### 53. 主要之有關連人士交易 (續)      53. Significant related party transactions (continued)

#### (h) 與其他國有企業進行的交易

除匯金、其他匯金控制之公司、間接控股公司中國銀行及其附屬公司外，國有企業指由中華人民共和國政府透過政府機構、代理及附屬成員直接或間接持有50%以上股權或投票權、控制或有權支配企業的財務或營運政策之企業。因此，本集團與其他國有企業有大量交易。這些交易在正常業務中進行，包括但不局限於下列各項：

- 借貸 提供貸項及擔保和接受存款；
- 銀行同業之存放及結餘；
- 售賣、購買、包銷及贖回由其他國有企業所發行之債券；
- 提供外匯 匯款及相關投資服務；
- 提供信託業務；及
- 購買公共事業、交通工具、電信及郵政服務。

公共事務、交通工具、電信及郵政服務是由服務提供者按市場價格收取。管理層相信按其評估，於年內該等有關連人士交易之數額並不重大，故沒有在以下披露。其他交易之詳盡資料如下：

本集團在正常業務中與其他國有企業進行銀行交易，包括提供貸款、接受存款、證券投資、貨幣市場交易及資產負債表外風險項目，其於結算日之結餘及年內相關的準備金、相關的收入及支出摘要如下：

#### (h) Transactions with other state-controlled entities

The state-controlled entities are those, other than BOC (the intermediate holding company and its subsidiaries) and Central SAFE and its controlled companies over which the PRC government directly or indirectly holds over 50% of the outstanding shares or voting rights, and has the ability to control or the power to govern their financial or operational policies through its government authorities, agencies and affiliates. Accordingly, the Group has extensive transactions with other state controlled entities. These transactions, conducted in the ordinary course of business, may include, but are not limited to, the following:

- lending, provision of credits and guarantees and deposit taking;
- Inter-bank balance taking and placing;
- sale, purchase, underwriting and redemption of bonds issued by other state-controlled entities;
- rendering of foreign exchange, remittance, investment related services;
- provision of fiduciary activities; and
- purchase of utilities, transport, telecommunication and postal services .

Utilities, transport, telecommunication and postal services are charged by service providers at market rates. Management believes that, based on their assessment, the amounts of such related party transactions are insignificant for the year and therefore are not disclosed below. Details of other transactions are set forth below.

The Group enters into banking transactions with other state-controlled entities in the ordinary course of business. These include loans, deposits, investment securities, money market transactions and off-balance sheet exposures. The outstanding balances and related provisions at the year end, and the related income and expense for the year are as follows:

**賬目附註 (續)                      Notes to the Accounts (continued)**
**53. 主要之有關連人士交易 (續)                      53. Significant related party transactions (continued)**
**(h) 與其他國有企業進行的交易 (續)**
**(h) Transactions with other state-controlled entities (continued)**
**(i) 客戶 / 銀行及其他金融機構貸款**
**(i) Advances to customers/banks and other financial institutions**

		<u>2005</u>	<u>2004</u>
		港幣百萬元 HK\$ m	港幣百萬元 HK\$ m
利息收入	Interest income	<u>1,341</u>	<u>584</u>
(按個別評估貸款減值準備撥備) / 呆壞賬撥回	(Charge for individually assessed loan impairment allowances)/Write back of bad and doubtful debts	<u>(2)</u>	<u>798</u>

		<u>2005</u>	<u>2004</u>
		港幣百萬元 HK\$ m	港幣百萬元 HK\$ m
年初結餘	Outstanding balance at beginning of the year	<u>31,870</u>	<u>29,546</u>
年末結餘	Outstanding balance at end of the year	<u>41,543</u>	31,870
減：按個別評估貸款減值準備	Less: individually assessed loan impairment allowances	<u>(469)</u>	-
減：特別準備	Less: Specific provisions	<u>-</u>	<u>(371)</u>
		<u>41,074</u>	<u>31,499</u>

**(ii) 投資證券**
**(ii) Investment securities**

		<u>2005</u>	<u>2004</u>
		港幣百萬元 HK\$ m	港幣百萬元 HK\$ m
利息收入	Interest income	<u>343</u>	<u>206</u>

		<u>2005</u>	<u>2004</u>
		港幣百萬元 HK\$ m	港幣百萬元 HK\$ m
年初結餘	Outstanding balance at beginning of the year	<u>6,086</u>	<u>3,745</u>
年末結餘	Outstanding balance at end of the year	<u>6,977</u>	<u>6,136</u>

**賬目附註 (續)                      Notes to the Accounts (continued)**

**53. 主要之有關連人士交易 (續)                      53. Significant related party transactions (continued)**

**(h) 與其他國有企業進行的交易 (續)**

**(h) Transactions with other state-controlled entities (continued)**

**(ii) 投資證券 (續)**

**(ii) Investment securities (continued)**

投資證券包括為持有至到期日證券及可供出售證券。除前述證券外,於2004年12月31日亦包括其他證券投資。

Investment securities include held-to-maturity securities and available-for-sale securities. The balance of investment securities as at 31 December 2004 included other investments in securities in addition to the aforementioned.

**(iii) 交易性證券及公平值變化計入損益的其他金融資產**

**(iii) Trading securities and other financial instruments at fair value through profit or loss**

		<u>2005</u>	<u>2004</u>
		港幣百萬元 HK\$m	港幣百萬元 HK\$m
利息收入	Interest income	<u>29</u>	<u>-</u>
		<u>2005</u>	<u>2004</u>
		港幣百萬元 HK\$m	港幣百萬元 HK\$m
年初結餘	Outstanding balance at beginning of the year	<u>117</u>	<u>-</u>
年末結餘	Outstanding balance at end of the year	<u>738</u>	<u>-</u>

**賬目附註 (續)                      Notes to the Accounts (continued)**
**53. 主要之有關連人士交易 (續)      53. Significant related party transactions (continued)**
**(h) 與其他國有企業進行的交易 (續)                      (h) Transactions with other state-controlled entities (continued)**
**(iv) 存放銀行及其他金融機構                      (iv) Due from banks and other financial institutions**

		<u>2005</u>	<u>2004</u>
		港幣百萬元	港幣百萬元
		HK\$ m	HK\$ m
利息收入	Interest income	<u>129</u>	<u>17</u>
		<u>2005</u>	<u>2004</u>
		港幣百萬元	港幣百萬元
		HK\$ m	HK\$ m
年初結餘	Outstanding balance at beginning of the year	<u>4,418</u>	<u>3,310</u>
年末結餘	Outstanding balance at end of the year	<u>4,839</u>	<u>4,418</u>

**(v) 銀行及其他金融機構之存款                      (v) Due to banks and other financial institutions**

		<u>2005</u>	<u>2004</u>
		港幣百萬元	港幣百萬元
		HK\$ m	HK\$ m
利息支出	Interest expense	<u>(112)</u>	<u>(70)</u>
		<u>2005</u>	<u>2004</u>
		港幣百萬元	港幣百萬元
		HK\$ m	HK\$ m
年初結餘	Outstanding balance at beginning of the year	<u>7,463</u>	<u>10,846</u>
年末結餘	Outstanding balance at end of the year	<u>6,434</u>	<u>7,463</u>



**賬目附註 (續)                      Notes to the Accounts (continued)**
**53. 主要之有關連人士交易 (續)      53. Significant related party transactions (continued)**
**(h) 與其他國有企業進行的交易 (續)                      (h) Transactions with other state-controlled entities (continued)**
**(vi) 客戶存款                                      (vi) Deposit from customers**

		<u>2005</u>	<u>2004</u>
		港幣百萬元 HK\$ m	港幣百萬元 HK\$ m
利息支出	Interest expense	<u>(1,013)</u>	<u>(129)</u>
		<u>2005</u>	<u>2004</u>
		港幣百萬元 HK\$ m	港幣百萬元 HK\$ m
年初結餘	Outstanding balance at beginning of the year	<u>39,161</u>	<u>17,888</u>
年末結餘	Outstanding balance at end of the year	<u>44,652</u>	<u>39,161</u>

		<u>2005</u>	<u>2004</u>
		港幣百萬元 HK\$ m	港幣百萬元 HK\$ m
<b>(vii) 或然負債及承擔 (包括擔保)</b>	<b>(vii) Contingent liabilities and commitments (including guarantees)</b>	<u>26,852</u>	<u>20,379</u>

		<u>2005</u>	<u>2004</u>
		港幣百萬元 HK\$ m	港幣百萬元 HK\$ m
<b>(viii) 未結算之衍生工具 (名義合約數額)</b>	<b>(viii) Derivative transactions unsettled (notional amount)</b>	<u>4,020</u>	<u>5,075</u>

## 賬目附註 (續)

## Notes to the Accounts (continued)

### 54. 最終控股公司

### 54. Ultimate holding company

2004年8月前，中國銀行是本銀行之最終控股公司。但繼中國銀行於2004年8月整體改建後，匯金代表國家控制中國銀行。因此，匯金代表國家成為本銀行之最終控股公司。而中國銀行則成為本銀行之間接控股公司。

BOC was the Bank's ultimate holding company before August 2004. Following the reorganisation of BOC in August 2004, Central SAFE (previously known as China SAFE investments Ltd) holds controlling equity capital of BOC on behalf of the State. Accordingly, Central SAFE, acting on behalf of the State has become the ultimate holding company of the Bank whilst BOC has become the Bank's intermediate holding company.

### 55. 比較數字

### 55. Comparative amounts

誠如本賬目附註2所述，由於本年度採納若干新香港財務報告準則、香港會計準則及詮釋，賬目若干項目及結餘之會計處理以及呈報方式已經加以修訂，以符合新規定。因此，已就往年作出若干調整，且若干比較數字已重新分類，以符合本年之呈報方式。

As further explained in Note 2 to the accounts, due to the adoption of certain new HKFRSs, HKASs and Interpretations during the year, the accounting treatment and presentation of certain items and balances in the accounts have been prepared to comply with the new requirements. Accordingly, certain opening adjustments have been made and certain comparative amounts have been reclassified to conform with the current year's presentation.

### 56. 賬目核准

### 56. Approval of accounts

本賬目已於2006年3月23日經董事會通過及核准發佈。

The accounts were approved and authorised for issue by the Board of Directors on 23 March 2006.

未經審核之  
補充財務資料

Unaudited Supplementary Financial Information

1. 資本充足比率

1. Capital adequacy ratio

		<u>2005</u>	<u>2004</u>
資本充足比率	Capital adequacy ratio	<u>15.37%</u>	<u>16.14%</u>
經調整之資本充足比率	Adjusted capital adequacy ratio	<u>15.33%</u>	<u>16.13%</u>

資本充足比率乃根據銀行業條例附表三及按金管局就監管規定要求以綜合基準計算本銀行及其指定之附屬公司財務狀況的比率。

The CAR is computed on the consolidated basis that comprises the positions of BOCHK and certain subsidiaries specified by the HKMA for its regulatory purposes and in accordance with the Third Schedule of the Banking Ordinance.

經調整資本充足比率乃根據金管局頒佈的監管手冊內之《就市場風險維持充足資本》指引，計入在資產負債表日期之市場風險，按照未經調整之資本充足比率之相同基準計算。

The adjusted CAR taking into account market risk exposure as at the balance sheet date is computed in accordance with the guideline on "Maintenance of Adequate Capital Against Market Risks" under the Supervisory Policy Manual issued by the HKMA and on the same basis as for the unadjusted CAR.

未經審核之  
補充財務資料 (續)

Unaudited Supplementary Financial Information (continued)

2. 扣減後的資本基礎成份 2. Components of capital base after deductions

用於計算以上 2005 年 12 月 31 日及 2004 年 12 月 31 日之資本充足比率及已匯報金管局之扣減後的綜合資本基礎分析如下：

The consolidated capital base after deductions used in the calculation of the above capital adequacy ratios as at 31 December 2005 and 31 December 2004 and reported to the HKMA is analysed as follows:

		2005	2004
		港幣百萬元	港幣百萬元
		HK\$ m	HK\$ m
核心資本：	Core capital:		
繳足股款的普通股股本	Paid up ordinary share capital	43,043	43,043
儲備	Reserves	16,096	12,408
損益賬	Profit and loss account	4,065	4,491
少數股東權益	Minority interests	1,009	963
		<u>64,213</u>	<u>60,905</u>
附加資本：	Supplementary capital:		
非交易性證券重估儲備	Reserves on revaluation of holding of securities not held for trading purposes	(311)	-
按組合評估之客戶貸款減值準備	Collective loan impairment allowances	731	-
法定儲備	Regulatory reserve	3,571	-
一般呆賬準備金	General provisions for doubtful debts	-	5,049
資本基礎總額	Total capital base	<u>68,204</u>	<u>65,954</u>
資本基礎總額的扣減項目：	Deduction from total capital base :		
持有附屬公司或控股公司的股份	Shareholdings in subsidiaries or holding company	(337)	(351)
對有連繫公司的風險承擔	Exposures to connected companies	(597)	(845)
持有非附屬公司 20%或以上的股權投資	Equity investments of 20% or more in non-subsidiary companies	(64)	(60)
在其他銀行或金融機構的股本投資	Investments in the capital of other banks or other financial institutions	(6)	(1)
		<u>(1,004)</u>	<u>(1,257)</u>
扣減後的資本基礎總額	Total capital base after deductions	<u><u>67,200</u></u>	<u><u>64,697</u></u>

未經審核之  
補充財務資料 (續)

Unaudited Supplementary Financial Information (continued)

3. 流動資金比率

3. Liquidity ratio

		<u>2005</u>	<u>2004</u>
平均流動資金比率	Average liquidity ratio	<u><b>42.02%</b></u>	<u>36.03%</u>

平均流動資金比率是以本銀行年內每月平均流動資金比率的簡單平均值計算。

The average liquidity ratio is calculated as the simple average of each calendar month's average liquidity ratio of the Bank for the year.

流動資金比率是根據銀行業條例附表四及以單獨基準 (即只包括香港辦事處) 計算。

The liquidity ratio is computed on the solo basis (the Hong Kong offices only) and is in accordance with the Fourth Schedule of the Banking Ordinance.

**未經審核之  
補充財務資料 (續)**
**Unaudited Supplementary Financial Information (continued)**
**4. 貨幣風險**
**4. Currency concentrations**

下表列出因外匯自營交易、非自營交易及結構性倉盤而產生之主要外幣風險額。期權盤淨額之計算是根據金管局於“外幣持倉”申報表所載之最保守情況計算。

The following is a summary of the major foreign currency exposures arising from trading, non-trading and structural positions. The net options position is calculated based on the worst-case approach set out in the prudential return “Foreign Currency Position” issued by the HKMA.

		2005							
		港幣百萬元等值							
		Equivalent in million of HK\$							
	美元	日圓	歐羅	澳元	澳門幣	人民幣	其他貨幣	總計	
	US	Japanese	Euro	Australian	Macau	Renminbi	Others	Total	
	Dollars	Yen	Euro	Dollars	Pataca	Yuan	Others	Total	
現貨資產	Spot assets	239,190	2,835	12,011	21,345	198	24,955	13,448	313,982
現貨負債	Spot liabilities	(165,815)	(6,230)	(7,417)	(25,837)	(9)	(24,323)	(33,006)	(262,637)
遠期買入	Forward purchases	123,450	11,936	15,117	13,897	-	2	59,196	223,598
遠期賣出	Forward sales	(194,998)	(8,545)	(19,794)	(9,452)	-	(7)	(39,668)	(272,464)
期權盤淨額	Net options position	836	-	4	91	-	-	(153)	778
長 / (短) 盤淨額	Net long/(short) position	2,663	(4)	(79)	44	189	627	(183)	3,257
結構倉盤淨額	Net structural position	109	-	-	-	-	234	-	343
		2004							
		港幣百萬元等值							
		Equivalent in million of HK\$							
	美元	日圓	歐羅	澳元	澳門幣	人民幣	其他貨幣	總計	
	US	Japanese	Euro	Australian	Macau	Renminbi	Others	Total	
	Dollars	Yen	Euro	Dollars	Pataca	Yuan	Others	Total	
現貨資產	Spot assets	228,593	21,041	16,581	21,532	181	13,129	14,189	315,24
現貨負債	Spot liabilities	(161,784)	(2,893)	(7,086)	(23,701)	(2)	(12,282)	(28,630)	(236,37)
遠期買入	Forward purchases	112,090	12,153	12,348	14,892	-	92	38,179	189,75
遠期賣出	Forward sales	(178,122)	(30,661)	(21,972)	(12,945)	-	(54)	(23,902)	(267,65)
期權盤淨額	Net options position	(319)	8	32	53	-	-	238	1
長 / (短) 盤淨額	Net long/(short) position	458	(352)	(97)	(169)	179	885	74	97
結構倉盤淨額	Net structural position	-	-	-	-	-	94	-	9

**未經審核之  
補充財務資料 (續)**
**Unaudited Supplementary Financial Information (continued)**
**5. 分類資料**
**5. Segmental information**
**(a) 按行業分類之客戶貸款總額**
**(a) Sectoral analysis of gross advances to customers**

根據在香港境內或境外以及借貸人從事之業務作出分類之客戶貸款總額資料分析如下：

The information concerning gross advances to customers has been analysed into loans used inside or outside Hong Kong by industry sectors of the borrowers as follows:

		<u>2005</u>	<u>2004*</u>
		港幣百萬元	港幣百萬元
		HK\$ m	HK\$ m
在香港使用之貸款	Loans for use in Hong Kong		
工商金融業	Industrial, commercial and financial		
- 物業發展	- Property development	19,665	20,239
- 物業投資	- Property investment	52,703	46,979
- 金融業	- Financial concerns	11,873	10,345
- 股票經紀	- Stockbrokers	167	124
- 批發及零售業	- Wholesale and retail trade	13,258	15,016
- 製造業	- Manufacturing	13,710	11,837
- 運輸及運輸設備	- Transport and transport equipment	12,046	11,780
- 其他	- Others	28,481	29,659
個人	Individuals		
- 購買居者有其屋計劃、私人機構參建居屋計劃及租者置其屋計劃樓宇之貸款	- Loans for the purchase of flats in Home Ownership Scheme, Private Sector Participation Scheme and Tenants Purchase Scheme	15,983	17,430
- 購買其他住宅物業之貸款	- Loans for purchase of other residential properties	99,179	95,615
- 信用卡貸款	- Credit card advances	4,668	4,256
- 其他	- Others	8,093	7,386
在香港使用之貸款總額	Total loans for use in Hong Kong	<u>279,826</u>	270,666
貿易融資	Trade finance	16,080	13,279
在香港以外使用之貸款	Loans for use outside Hong Kong	<u>38,108</u>	29,281
客戶貸款總額	Gross advances to customers	<u><u>334,014</u></u>	<u><u>313,226</u></u>

\* 若干比較數字已再分類以配合本年度之表述。

\* Certain comparative amounts have been reclassified to conform with the current year's presentation.

**未經審核之  
補充財務資料 (續)**
**Unaudited Supplementary Financial Information (continued)**
**5. 分類資料 (續)**
**5. Segmental information (continued)**
**(b) 按地理區域分類之客  
戶貸款總額及逾期貸  
款**
**(b) Geographical analysis of gross advances to customers and overdue  
advances**

下列關於客戶貸款總額及逾期超過三個月之貸款之地理區域分析是根據交易對手之所在地，並已顧及有關貸款之風險轉移因素。

The following geographical analysis of gross advances to customers and advances overdue for over three months is based on the location of the counterparties, after taking into account the transfer of risk in respect of such advances where appropriate.

**(i) 客戶貸款總額**
**(i) Gross advances to customers**

		<u>2005</u>	<u>2004</u>
		港幣百萬元 HK\$ m	港幣百萬元 HK\$ m
香港	Hong Kong	300,456	286,768
中國內地	Mainland China	17,743	11,166
其他	Others	<u>15,815</u>	<u>15,292</u>
		<u><b>334,014</b></u>	<u><b>313,226</b></u>

**(ii) 逾期超過三個月之  
貸款**
**(ii) Advances overdue for over three months**

		<u>2005</u>	<u>2004</u>
		港幣百萬元 HK\$ m	港幣百萬元 HK\$ m
香港	Hong Kong	2,742	5,066
中國內地	Mainland China	72	264
其他	Others	<u>31</u>	<u>39</u>
		<u><b>2,845</b></u>	<u><b>5,369</b></u>



**未經審核之  
補充財務資料 (續)**
**Unaudited Supplementary Financial Information (continued)**
**6. 跨國債權**
**6. Cross-border claims**

跨國債權資料顯示對海外交易對手之最終風險之地區分佈，並會按照交易對手所在地計入任何風險轉移。一般而言，假如債務之擔保人所處國家與借貸人不同，或債務由某銀行之海外分行作出而其總公司位處另一國家，則會確認跨國債權風險之轉移。佔總跨國債權 10%或以上之地區方作分析及披露如下：

The information on cross-border claims discloses exposures to foreign counterparties on which the ultimate risk lies, and is derived according to the location of the counterparties after taking into account any transfer of risk. In general, such transfer of risk takes place if the claims are guaranteed by a party in a country, which is different from that of the counterparty, or if the claims are on an overseas branch of a bank whose head office is located in another country. Only regions constituting 10% or more of the aggregate cross-border claims are analysed by geographical areas and disclosed as follows:

	銀行及其他 金融機構 Banks and other financial institutions 港幣百萬元 HK\$ m	公共機構 Public sector entities 港幣百萬元 HK\$ m	其他 Others 港幣百萬元 HK\$ m	總計 Total 港幣百萬元 HK\$ m
於 2005年 12月 31日	At 31 December 2005			
亞洲，不包括香港	Asia, other than Hong Kong			
- 中國內地	33,928	25,116	15,818	74,862
- 其他	62,836	851	10,936	74,623
	<u>96,764</u>	<u>25,967</u>	<u>26,754</u>	<u>149,485</u>
北美洲	North America			
- 美國	8,202	29,856	35,728	73,786
- 其他	12,372	296	19	12,687
	<u>20,574</u>	<u>30,152</u>	<u>35,747</u>	<u>86,473</u>
西歐	Western Europe			
- 德國	32,415	-	3,399	35,814
- 其他	116,724	412	15,830	132,966
	<u>149,139</u>	<u>412</u>	<u>19,229</u>	<u>168,780</u>
總計	<u>266,477</u>	<u>56,531</u>	<u>81,730</u>	<u>404,738</u>

未經審核之  
補充財務資料 (續)

Unaudited Supplementary Financial Information (continued)

6. 跨國債權 (續)

6. Cross-border claims (continued)

		銀行及其他 金融機構 Banks and other financial institutions 港幣百萬元 HK\$ m	公共機構 Public sector entities 港幣百萬元 HK\$ m	其他 Others 港幣百萬元 HK\$ m	總計 Total 港幣百萬元 HK\$ m
於 2004 年 12 月 31 日	At 31 December 2004				
亞洲，不包括香港	Asia, other than Hong Kong				
- 中國內地	- Mainland China	48,234	14,338	12,103	74,675
- 其他	- Others	54,183	915	7,142	62,240
		<u>102,417</u>	<u>15,253</u>	<u>19,245</u>	<u>136,915</u>
北美洲	North America				
- 美國	- United States	6,043	26,051	15,886	47,980
- 其他	- Others	11,731	395	16	12,142
		<u>17,774</u>	<u>26,446</u>	<u>15,902</u>	<u>60,122</u>
西歐	Western Europe				
- 德國	- Germany	40,020	-	4,415	44,435
- 其他	- Others	147,474	743	15,238	163,455
		<u>187,494</u>	<u>743</u>	<u>19,653</u>	<u>207,890</u>
總計	Total	<u>307,685</u>	<u>42,442</u>	<u>54,800</u>	<u>404,927</u>

未經審核之  
補充財務資料 (續)

Unaudited Supplementary Financial Information (continued)

7. 逾期及經重組資產

7. Overdue and rescheduled assets

(a) 逾期貸款

(a) Gross amount of overdue loans

	2005		2004	
	金額 Amount 港幣百萬元 HK\$ m	佔客戶貸款總額 百分比 % of gross advances to customers	金額 Amount 港幣百萬元 HK\$ m	佔客戶貸款總額 百分比 % of gross advances to customers
客戶貸款總額，已逾期：				
- 超過 3 個月但不超過 6 個月	329	0.10%	489	0.16%
- 超過 6 個月但不超過 1 年	595	0.18%	395	0.13%
- 超過 1 年	1,921	0.57%	4,485	1.43%
逾期超過 3 個月之貸款	2,845	0.85%	5,369	1.72%

於 2005 年 12 月 31 日及 2004 年 12 月 31 日，沒有逾期超過 3 個月之銀行及其他金融機構貸款。

As at 31 December 2005 and 31 December 2004, there were no advances to banks and other financial institutions that were overdue for over three months.

有明確到期日之貸款，若其本金或利息已逾期及仍未償還，則列作逾期貸款。須定期分期償還之貸款，若其中一次分期還款已逾期及仍未償還，則列作逾期處理。須即期償還之貸款若已向借款人送達還款通知，但借款人未按指示還款，或貸款一直超出借款人獲通知之批准貸款限額，亦列作逾期處理。

Advances with a specific repayment date are classified as overdue when the principal or interest is overdue and remains unpaid. Advances repayable by regular instalments are classified as overdue when an instalment payment is overdue and remains unpaid. Advances repayable on demand are classified as overdue when a demand for repayment has been served on the borrower but repayment has not been made in accordance with the instruction or when the advances have remained continuously outside the approved limit that was advised to the borrower.

未經審核之  
補充財務資料 (續)

Unaudited Supplementary Financial Information (continued)

7. 逾期及經重組資產(續) 7. Overdue and rescheduled assets (continued)

(b) 經重組客戶貸款

(b) Rescheduled advances to customers

	2005		2004	
	金額 Amount 港幣百萬元 HK\$ m	佔客戶貸款總額 百分比 % of gross advances to customers	金額 Amount 港幣百萬元 HK\$ m	佔客戶貸款總額 百分比 % of gross advances to customers
經重組客戶貸款	310	0.09%	974	0.31%

於 2005 年 12 月 31 日及 2004 年 12 月 31 日，沒有經重組之銀行及其他金融機構貸款。

As at 31 December 2005 and 31 December 2004, there were no rescheduled advances to banks and other financial institutions.

經重組貸款乃指客戶因為財政困難或無能力如期還款而經雙方同意達成重整還款計劃之貸款，而經修訂之還款條款（例如利率或還款期）並非一般商業條款。修訂還款計劃後之經重組貸款如仍逾期超過 3 個月，則包括在逾期貸款內。列示之經重組貸款並未扣除減值準備。

Rescheduled advances are those advances that have been restructured or renegotiated because of a deterioration in the financial position of the borrower or of the inability of the borrower to meet the original repayment schedule and for which the revised repayment terms, either of interest or of repayment period, are non-commercial. Rescheduled advances, which have been overdue for more than three months under the revised repayment terms, are included in overdue advances. Rescheduled advances are stated before deduction of loan impairment allowances.

未經審核之  
補充財務資料 (續)

Unaudited Supplementary Financial Information (continued)

8. 收回資產

8. Repossessed assets held

	2005	2004
	港幣百萬元	港幣百萬元
	HK\$ m	HK\$ m
收回資產之估計市值	431	1,185

收回資產是指本集團為解除貸款人部分或全部債務而得以存取或控制的資產，包括物業及證券（例如透過法庭程序或有關貸款人的自願行動）。

Repossessed assets are properties or securities in respect of which the Group has acquired access or control (e.g. through court proceedings or voluntary actions by the borrowers concerned) for release in full or in part of the obligations of the borrowers.

9. 風險管理

9. Risk management

總覽

風險管理是本集團管治架構中不可缺少的一環，本集團深信良好的風險管理是企業成功的重要元素，因此，在日常經營管理工作中強調風險管理對於業務健康發展的保障作用，實現風險控制與業務增長的有機平衡。本集團業務的主要內在風險包括信譽風險、法律及合規風險、策略風險、信貸風險、市場風險、利率風險、流動資金風險及操作風險。本集團的風險管理目標是提高股東價值，同時確保風險控制在可接受的水平之內。

Overview

Risk management is a vital part of the Group's corporate governance framework. The Group believes that sound risk management is a key success factor for any organisation. As such, in its daily operation, the Group emphasises that risk management is the foundation of healthy business development and that a balance must be achieved between risk control and business growth. The principal types of risk inherent in the Group's business are reputation risk, legal and compliance risk, strategic risk, credit risk, market risk, interest rate risk, liquidity risk and operational risk. The Group's risk management objective is to enhance shareholder value while maintaining risk exposures within acceptable limits.

風險管理管治架構

本集團風險管理管治架構覆蓋業務發展的全部過程，以保證所有環節的各類風險都能得到有效控制及管理。本集團有一套全面性的風險管理政策及程序，用以識別、量度、監督及控制整個機構內的各類風險。本集團亦定期重檢及更新風險管理政策及程序，以配合市場及業務策略的轉變。不同層面的風險承擔者分別承擔其相對應的風險管理責任。

Risk Management Governance Structure

The Group's risk management governance structure is designed to cover the whole process of all businesses and ensure various risks are properly managed and controlled in the course of business. The Group has a sound risk management organisational structure as well as comprehensive policies and procedures to identify, measure, monitor and control various risks across the organisation. These risk management policies and procedures are regularly reviewed and modified to reflect changes in markets and business strategies. Various groups of risk takers assume their respective responsibilities for risk management.

## 未經審核之 補充財務資料 (續)

## Unaudited Supplementary Financial Information (continued)

### 9. 風險管理 (續)

### 9. Risk management (continued)

#### 風險管理管治架構 (續)

董事會代表著股東的利益，是本集團風險管理的最高決策機構，並對風險管理負最終責任。董事會在其屬下委員會的協助下，負責確定本集團的總體風險管理策略，並確保本集團具備有效的風險管理體系，促使風險管理策略得到落實執行。董事會下設常設委員會，即風險委員會負責審批重大的風險管理政策及程序，以及各項重要資產負債管理政策。

總裁負責根據董事會核準的風險管理策略，監督日常經營管理，確保各類風險的有效管控，落實各類風險管理政策、程序和限額。風險總監和財務總監協助總裁管理各類風險：風險總監負責監督信譽風險、法律及合規風險、信貸風險、市場風險及操作風險；財務總監負責管理策略風險、利率風險和流動資金風險。

本銀行的主要附屬銀行，南商及集友，亦採用與本集團一致的風險管理策略及政策。這些附屬公司獨立執行風險管理策略，並定期向本銀行管理層匯報。

#### 信譽風險管理

信譽風險是因本集團承受負面消息的風險，不論是否屬實，可能引致業務流失或支付高昂訴訟費用。信譽風險潛藏於銀行每項業務運作中，涵蓋層面廣泛。

為減低信譽風險，本集團制訂及實施信譽風險管理政策。此政策訂立標準規範本集團信譽風險的管理方式，以盡早識別和積極防範信譽風險事故，緊密監察對外的信譽風險事故，並從金融業界已公開的信譽風險事件中汲取經驗。

#### Risk Management Governance Structure (continued)

The Board of Directors, representing the interests of shareholders, has the ultimate responsibility for risk management. The Board, with the assistance of its committees, has the primary responsibility for the determination of risk management strategies and for ensuring that the Group has an effective risk management system to implement these risk management strategies. The Risk Committee ("RC"), established by the Board of Directors as a standing committee, is responsible for approving major risk management policies and procedures and major asset and liability management policies.

The Chief Executive's ("CE") responsibility is to ensure the proper implementation of the policies and procedures and various risk limits in accordance with the risk management strategies set by the Board, and to oversee the effectiveness of managing and controlling risk in the day-to-day management. The Chief Risk Officer ("CRO") and the Chief Financial Officer ("CFO") assist the CE to manage various types of risks. The CRO oversees the management of reputation risk, legal and compliance risk, credit risk, market risk and operational risk. The CFO is responsible for strategic risk, interest rate risk and liquidity risk.

The Bank's principal banking subsidiaries, Nanyang and Chiyu, are managed under risk policies that are consistent with those of the Group. These subsidiaries execute their risk management strategy independently and report to the Bank's management on a regular basis.

#### Reputation Risk Management

Reputation risk is the risk that negative publicity regarding the Group's activities, factual or otherwise, may cause a potential decline in the Group's business or lead to costly litigation. Reputation risk is inherent in every aspect of the Group's business operation and covers a wide spectrum of issues.

In order to mitigate reputation risk, the Group has formulated and implemented a Reputation Risk Management Policy. This policy establishes standards to prevent and to manage reputation risk proactively at an early stage. It requires constant monitoring of external reputation risk incidents and published failures of risk incidents within the financial industry.

## 未經審核之 補充財務資料 (續)

## Unaudited Supplementary Financial Information (continued)

### 9. 風險管理 (續)

### 9. Risk management (continued)

#### 法律及合規風險管理

法律風險指因不可執行合約、訴訟或不利判決而可能使本集團的運作或財務狀況出現混亂或負面影響的風險。合規風險可因未有遵守所有適用法例、規則及良好的實務準則，而可能導致銀行須承受遭法律或監管機構制裁，引致財務損失或信譽損失的風險。風險總監領導法律及合規部，負責制訂及維護相應的政策指引，主動識別和管理這些風險。

#### 策略風險管理

策略風險是策略制訂和實施過程中失當，或未能對市場變化作出及時的調整，從而影響現在或未來本集團的盈利和市場地位的風險。本集團制定了策略風險管理政策，以明確界定有關風險的管理和監督。

#### 信貸風險管理

信貸風險指客戶或交易對手不能履行與本集團約定承諾而引致銀行財務損失的風險。信貸風險主要來自銀行的借貸、貿易融資及財資業務。

本集團信貸風險的綜合管理事宜由風險總監領導的風險管理部負責。本集團董事會及其風險委員會審批由風險管理部制定的本集團信貸風險管理政策與程序。有關政策載有本集團對客戶及本集團戶授信總額的控制規定，以及對特定市場、行業及產品的風險集中度要求。本集團參考風險取向的變化定期檢討及更新信貸風險管理政策與程序，作為業務部門的指引。

#### Legal and Compliance Risk Management

Legal risk is the risk that unenforceable contracts, lawsuits or adverse judgments may disrupt or otherwise negatively affect the operations or financial condition of the Group. Compliance risk is the risk of legal and regulatory sanctions, which may directly result in financial loss, or affect the reputation of the Group caused by non-compliance to applicable laws, regulations and best industry practices. By establishing and maintaining appropriate policies and guidelines, the CRO, working through the Legal and Compliance Department, is responsible for proactively identifying and managing these risks.

#### Strategic Risk Management

Strategic risk generally refers to the risks that may induce current or future negative impacts on the financial and market positions of the Group because of poor strategic decisions, improper implementation of strategies and lack of response to the market. The Group has developed a Strategic Risk Management Policy that clearly defines the management and oversight of such risks.

#### Credit Risk Management

Credit risk is the risk that financial loss arises from the failure of a customer or counterparty to meet its obligations under a contract that it has entered into with the Group. Credit risk arises principally from the Group's lending, trade finance and treasury activities.

Risk Management Department (RMD), under the supervision of CRO, provides centralized management of credit risk within the Group. Credit policies and procedures are formulated by RMD and are approved by the RC and the Board of Directors. Such policies include setting controls over the maximum level of the Group's exposure to customers and customer groups and other risk concentrations in selected market sectors, industries and products. These credit policies and procedures are regularly updated and serve as guidance to business units as to the risk appetite of the Group from time to time.

## 未經審核之 補充財務資料 (續)

## Unaudited Supplementary Financial Information (continued)

### 9. 風險管理 (續)

### 9. Risk management (continued)

#### 信貸風險管理 (續)

風險管理部負責對前線業務單位提出的授信申請進行獨立審核及客觀評估。本集團對不同客戶或交易採用不同的審批及控制程序。現時，零售授信交易（包括住宅按揭貸款、私人貸款及信用卡）採取信貸評分系統。本行授信和其他業務專家組成的信貸評審委員會對所有大額授信申請進行獨立風險評審後送交副總裁級或以上審批。

本集團實施八級信貸評級系統，配對金管局的貸款分類制度。風險管理部定期提供信貸風險管理報告，並按董事會、風險委員會、稽核委員會或管理委員會的特別要求，提供專題報告。

#### 市場風險管理

市場風險是指因為匯率、利率或股票和商品的價格波動導致本集團承受損失的風險。本集團的市場風險包括來自客戶業務及自營持倉。自營持倉每日均會按市值計價基準評估。市場風險透過由風險委員會批核的風險限額進行管理。整體風險限額參照不同的風險因素，例如利率、匯率、商品及股票價格，細分為更具體的限額。

風險管理部下設市場風險管理處，負責本集團日常市場風險管理。該處確保整體和個別市場風險持倉均控制在本集團可接受的風險水平之內。

#### Credit Risk Management (continued)

RMD also undertakes independent review and objective assessment of credit facilities originated by business units. Different credit approval and control procedures are adopted according to the level of risk associated with the customer or transaction. Currently, a credit scoring system is used to process retail credit transactions, including residential mortgage loans, personal loans and credit cards. The Credit Risk Assessment Committee comprising experts from credit and other functions of the Group is responsible for making an independent assessment of all credit facilities which require the approval of Deputy Chief Executives or above.

The Group adopts an eight-grade facility grading structure according to HKMA's loan classification requirement. RMD provides regular credit management information reports and ad hoc reports to members of Management Committee, RC, AC and Board of Directors.

#### Market Risk Management

Market risk is the risk associated with the movements of foreign exchange rates, interest rates or equity and commodity prices on the earnings of the Group. The Group's market risk arises from customer-related business and from position taking. Trading positions are subject to daily marked-to-market valuation. Market risk is managed within the risk limits approved by the RC. The overall risk limits are divided into sub-limits by reference to different risk factors, including interest rate, foreign exchange rate, commodity price and equity price.

The Market Risk Division in RMD is responsible for the daily oversight of the Group's market risk. The Division ensures that the overall and individual market risk positions are within the Group's risk tolerance.



**未經審核之  
補充財務資料 (續)**
**Unaudited Supplementary Financial Information (continued)**
**9. 風險管理 (續)**
**9. Risk management (continued)**
**市場風險管理 (續)**

涉險值是一種統計學方式，用以在一段特定時間內，按指定的置信度，估量可能對風險持倉所造成的潛在損失。本集團採用市場利率及價格的歷史變動、99%置信水平及1天持有期等基準，計算投資組合及個別涉險值。

以下表格詳述本銀行自營市場風險持倉的涉險值。

**Market Risk Management (continued)**

VaR is a statistical technique which estimates the potential losses that could occur on risk positions taken over a specified time horizon within a given level of confidence. The Group uses historical movements in market rates and prices, a 99% confidence level and a 1-day holding period to calculate portfolio and individual VaR.

The following table set out the VaR for all trading market risk exposure of the Bank.

涉險值 (港幣百萬元)	HK\$m		12月31日 At 31 December	2005	2005	全年 平均數值 Average for the year
				最低數值 Minimum during the year	最高數值 Maximum during the year	
所有市場風險持倉之涉險值	VAR for all market risk	- 2005	1.8	1.2	5.8	2.6
		- 2004	2.9	0.9	5.6	3.2
匯率之風險持倉之涉險值	VAR for foreign exchange risk	- 2005	1.2	0.6	5.2	1.9
		- 2004	2.3	0.5	5.0	2.2
利率之風險持倉之涉險值	VAR for interest rate risk	- 2005	1.4	0.9	3.7	2.1
		- 2004	1.9	0.5	4.4	2.4
股票之風險持倉之涉險值	VAR for equity risk	- 2005	0.1	0.0	0.5	0.1
		- 2004	0.1	0.1	2.6	0.5

## 未經審核之 補充財務資料 (續)

## Unaudited Supplementary Financial Information (continued)

### 9. 風險管理 (續)

### 9. Risk management (continued)

#### 市場風險管理 (續)

截至 2005 年 12 月 31 日，本銀行從市場風險相關的自營活動賺得的每日平均收益為港幣 200 萬元 (2004 年：港幣 210 萬元)，其標準差為港幣 180 萬元 (2004 年：港幣 230 萬元)。

風險管理部負責每日監察外匯風險、相關止蝕限額及外匯交易中產生的信貸風險。

#### 利率風險管理

本集團的利率風險主要是結構性風險。結構性持倉的主要利率風險類別為：

- 利率重訂風險 – 由於資產及負債到期日或重訂價格期限出現錯配。
- 利率基準風險 – 不同交易的不同定價基準，令資產的收益率和負債的成本率可能會在同一重訂價格期間以不同的幅度變化。

本集團的資產負債管理委員會主責利率風險管理；委員會制訂的利率風險管理政策須由風險委員會審批。財務部負責每日識別、衡量及監察利率風險。

缺口分析是本集團用來量度利率風險的工具之一。這項分析提供資產負債狀況的到期情況及重訂價格特點的靜態資料。本集團乃採用利率衍生工具來對沖利率風險，在一般情況下會利用簡單的利率互換合約對沖有關風險。

#### Market Risk Management (continued)

For the year ended 31 December of 2005, the average daily revenue of the Bank earned from market risk related trading activities was HK\$2.0 million (2004: HK\$2.1 million). The standard deviation of these daily trading revenues was HK\$1.8 million (2004: HK\$2.3 million).

The RMD is also responsible for monitoring foreign exchange exposure and related stop-loss limits on a day-to-day basis as well as the credit risk exposure arising from foreign exchange transactions.

#### Interest Rate Risk Management

The Group's interest rate risk exposures are mainly structural driven. The major types of structural positions are:

- repricing risk – mismatches in the maturity or repricing periods of assets and liabilities.
- basis risk – different pricing basis for different transactions so that yield on assets and cost of liabilities may change by different amounts within the same repricing period.

The Group's Asset and Liability Management Committee ("ALCO") maintains oversight of interest rate risk and the RC sanctions the interest rate risk management policies formulated by the ALCO. The Finance Department identifies, measures and monitors interest rate risk on a daily basis.

Gap analysis is one of the tools used to measure the Group's exposure to repricing risk. This provides the Group with a static view of the maturity and repricing characteristics of its balance sheet positions. The Group uses interest rate derivatives to hedge its interest rate exposures and in most cases, plain vanilla interest rate swaps are used.

未經審核之  
補充財務資料 (續)

Unaudited Supplementary Financial Information (continued)

9. 風險管理 (續)

9. Risk management (continued)

利率風險管理 (續)

盈利及經濟價值對利率變化的敏感度(涉險盈利及涉險經濟價值)乃利用模擬的孳息曲線平衡移動 200 個基點的利率震盪來測度。涉險盈利及涉險經濟價值分別控制在經風險委員會核定的當年預算淨利息收入及最新資本基礎百分比水平之內。財務部定期向資產負債管理委員會及風險委員會報告有關結果。

本集團透過情景分析，監察利率基準風險因收益率及成本率不同步變化對淨利息收入所產生的影響，及設定相同訂息基準的資產負債比例以作監控。

另外，亦對利率重訂風險及利率基準風險定期進行壓力測試。資產負債管理委員會負責在限額規範下監察壓力測試的結果，並決定是否需要採取補救措施。

流動資金風險管理

流動資金管理的目標是令本集團即使在惡劣市況下，仍能按時應付所有到期債務，以及為其資產增長和投資機會提供所需資金，避免要在緊急情況下出售資產套現。

本集團的業務資金主要來自零售及企業客戶的存款。此外，本集團亦可發行存款證以獲取長期資金或透過調整本集團資產組合內的投資組合獲取資金。本集團於同業市場存放資金，並將所得資金大部分用於貸款、投資債務證券或拆放同業。

Interest Rate Risk Management (continued)

Sensitivities of earnings and economic value to interest rate changes (Earnings at Risk and Economic Value at Risk) are assessed through hypothetical interest rate shock of 200 basis points across the yield curve on both sides. Earnings at Risk and Economic Value at Risk are respectively controlled within an approved percentage of the projected net interest income for the year and the latest capital base as sanctioned by the RC. The Finance Department reports the results to the ALCO and the RC on a regular basis.

The impact of basis risk is gauged by the projected change in net interest income under scenarios of imperfect correlation in the adjustment of the rates earned and paid on different instruments. Ratios of assets to liabilities with similar pricing basis are established to monitor such risk.

Stress tests on repricing risk and basis risk are conducted regularly. The ALCO monitors the results of stress tests against limits and decides whether remedial action should be taken.

Liquidity Risk Management

The goal of liquidity management is to enable the Group, even under adverse market conditions, to meet all its maturing repayment obligations on time and to fund all of its asset growth and strategic opportunities, without forced liquidation of its assets at short notice.

The Group funds its operations principally by accepting deposits from retail and corporate depositors. In addition, the Group may issue certificates of deposit to secure long-term funds. Funding may also be secured through adjusting the asset mix in the Group's investment portfolio. The Group deposits in the interbank market and uses the majority of funds raised to extend loans, to purchase debt securities or to conduct interbank placements.

## 未經審核之 補充財務資料 (續)

## Unaudited Supplementary Financial Information (continued)

### 9. 風險管理 (續)

### 9. Risk management (continued)

#### 流動資金風險管理 (續)

本集團資產負債管理策略的主要目標是要保持足夠的流動性和資本金水平，在有效的風險管理機制內，爭取最佳回報。資產負債管理委員會負責制訂政策方針（包括流動風險應變計劃），委員會制訂的流動性管理政策須由風險委員會審批；財務部會以現金流分析和存款穩定性來密切監察本集團流動資金風險，定期向管理層及資產負債管理委員會匯報風險集中性、貸存比率及流動資金狀況。

#### 操作風險管理

操作風險涉及因操作流程不完善或失效、人為過失、電腦系統故障或外部突發事件等因素造成損失的風險。風險管理部轄下設置操作風險管理處，負責監察本銀行整體的操作風險管理框架。

本集團建立了有效的內部控制程序，對所有重大活動訂下詳細的政策及監控措施。設置適當的職責分工和獨立授權乃本集團緊守的基本原則。各業務部門透過識別、評估及控制潛在於業務流程、活動及產品內的風險，負責其內部操作風險的日常管理及匯報，風險管理部對其變化進行定期監督及持續檢查。風險管理部制定企業層面的操作風險管理政策及程序，由風險委員會審批。風管部對操作風險狀況進行評價，記錄操作風險損失數據，並向風險委員會及高級管理層匯報操作風險事項。

為支援災難事件突發時的業務運作，本集團備有緊急事故應變方案，備有充足的後備設施及定期進行演練。本銀行的控股公司已購買保險，以減低因操作風險可能引致的損失。

#### Liquidity Risk Management (continued)

The primary goal of the Group's asset and liability management strategy is to achieve optimal return while ensuring adequate levels of liquidity and capital within an effective risk control framework and ALCO is responsible for establishing these policy directives (including the liquidity contingency plan), and the RC sanctions the liquidity management policies. The Finance Department closely monitors the liquidity risk of the Group using cash flow analysis and by examining deposit stability, concentration risk, loan to deposits ratio and liquidity profile of the investment portfolio reports to the Management and ALCO regularly.

#### Operational Risk Management

Operational risk relates to the risk of loss resulting from inadequate or failed internal processes, people or systems, or from external events. An Operational Risk Management Division is set up within the RMD to oversee the entire operational risk management framework of the Bank.

The Group has put in place an effective internal control process which requires the establishment of detailed policies and control procedures for all the key activities. Proper segregation of duties and independent authorisation are the fundamental principles followed by the Group. Business line management is responsible for managing and reporting operational risks specific to their business units on a day-to-day basis by identifying, assessing and controlling the risks inherent in business processes, activities and products. These are followed by periodic monitoring and ongoing review of changes by the RMD. The RMD formulates corporate-level policies and procedures concerning operational risk management which are approved by the RC. The RMD evaluates the operational risk profile, records operational risk data and reports operational risk issues to the RC and senior management.

Business continuity plans are in place to support business operations in the event of disasters. Adequate backup facilities are maintained and periodic drills are conducted. The holding company of the Bank also arranges insurance cover to reduce potential losses in respect of operational risk.

未經審核之  
補充財務資料 (續)

Unaudited Supplementary Financial Information (continued)

9. 風險管理 (續)

9. Risk management (continued)

**資本管理**

資本管理的主要目標是維持充裕的資本實力，同時為股東帶來最大回報。本集團會定期檢討其資本結構，並在有需要時考慮調節資本組合，以達致整體最低的資本成本。資產負債管理委員會在財務部協助下，監控本集團的資本充足性。在報表披露的經營期間，本集團的資本水平符合各項法定要求。

**壓力測試**

本集團以壓力測試補充各項的風險分析。壓力測試是一種風險管理工具，用以評估當市場或宏觀經濟因素急劇變化並產生極端不利的經營環境時，銀行風險暴露的情況。本集團定期進行壓力測試，並匯報測試結果。

**Capital Management**

The major objective of capital management is to maximize total shareholders' return while maintaining a strong capital position. The Group periodically reviews its capital structure and adjusts the capital mix where appropriate to achieve the lowest overall cost of capital. The ALCO, with the assistance of the Finance Department, monitors the Group's capital adequacy. The Group has complied with all the statutory capital standards for all the periods presented in the report.

**Stress Testing**

The Group supplements the analysis of various types of risks with stress testing. Stress testing is a risk management tool for estimating the Group's risk exposures under stressed conditions arising from extreme but plausible market or macroeconomic movements. These tests are conducted on a regular basis and the results are reported.

## 釋義

在本年報中，除非文義另有所指，否則下列詞彙具有以下涵義：

詞彙	涵義
「董事會」	本銀行董事會
「中銀香港（控股）董事會」	中國銀行（香港）有限公司的董事會
「中國銀行」	中國銀行股份有限公司（前稱中國銀行），一家根據中國法例成立之國有商業銀行及股份有限公司
「中銀（BVI）」	BOC Hong Kong ( BVI ) Limited, 根據英屬處女群島法例註冊成立之公司，並為中銀香港（集團）之全資附屬公司
「中銀香港」或「本銀行」	中國銀行（香港）有限公司，根據香港法例註冊成立之公司，並為中銀香港（控股）有限公司之全資附屬公司
「中銀香港（控股）」	中銀香港（控股）有限公司，根據香港法例註冊成立之公司
「匯金」	中央匯金投資有限責任公司
「集友」	集友銀行有限公司，根據香港法例註冊成立之公司，中銀香港佔其 70.49% 股權
「本集團」	本銀行及其附屬公司
「金管局」	香港金融管理局
「上市規則」	香港聯合交易所有限公司證券上市規則
「內地」或「中國內地」	中華人民共和國內地
「強積金」	強制性公積金
「強積金條例」	強制性公積金計劃條例，香港法例第 485 章（修訂）
「南商」	南洋商業銀行有限公司，根據香港法例註冊成立之公司，並為中銀香港之全資附屬公司
「不履約貸款」	將利息撥入暫記賬或停止累計利息的客戶貸款及墊款
「中國」	中華人民共和國
「人民幣」	人民幣，中國法定貨幣
「認股權計劃」	中銀香港（控股）股東於 2002 年 7 月 10 日有條件地批准及採納的認股權計劃（前稱 2002 認股權計劃）

釋義 (續)

詞彙	涵義
「股份儲蓄計劃」	中銀香港(控股)股東於2002年7月10日有條件地批准及採納的股份儲蓄計劃(前稱2002股份儲蓄計劃)
「聯交所」	香港聯合交易所有限公司
「涉險值」	風險持倉涉險值

## Definitions

In this Annual Report, unless the context otherwise requires, the following terms shall have the meanings set out below:

Terms	Meanings
“ATM”	Automated Teller Machine
“Board” or “Board of Directors”	The Board of Directors of BOCHK
“Board of BOCHK (Holdings)”	The Board of Directors of BOCHK (Holdings)
“BOC”	Bank of China Limited (formerly known as Bank of China), a state-owned commercial bank established under the laws of the PRC and a joint stock company with limited liability
“BOC (BVI)”	BOC Hong Kong (BVI) Limited, a company incorporated under the laws of the British Virgin Islands and a wholly owned subsidiary of BOC Hong Kong (Group) Limited
“BOCHK” or “the Bank”	Bank of China (Hong Kong) Limited, a company incorporated under the laws of Hong Kong and a wholly owned subsidiary of BOCHK (Holdings)
“BOCHK (Holdings)”	BOC Hong Kong (Holdings) Limited, a company incorporated under the laws of Hong Kong
“BOCI-Prudential Manager”	BOCI-Prudential Asset Management Limited, a company incorporated under the laws of Hong Kong, in which BOCI Asset Management Limited, a wholly owned subsidiary of BOC International Holdings Limited, and Prudential Corporation Holdings Limited hold equity interests of 64% and 36% respectively
“BOCI-Prudential Trustee”	BOCI-Prudential Trustee Limited, a company incorporated under the laws of Hong Kong, in which BOC Group Trustee Company Limited and Prudential Corporation Holdings Limited hold equity interests of 64% and 36% respectively
“CAR”	Capital Adequacy Ratio, computed on the consolidated basis that comprises the positions of BOCHK and certain subsidiaries specified by the HKMA for its regulatory purposes and in accordance with the Third Schedule of the Banking Ordinance
“Central SAFE”	Central SAFE Investments Limited (previously known as China SAFE investments Ltd.)
“Chiyu”	Chiyu Banking Corporation Limited, a company incorporated under the laws of Hong Kong, in which BOCHK holds an equity interest of 70.49%
“Group”	The Bank and its subsidiaries collectively referred as the Group
“HKAS(s)”	Hong Kong Accounting Standard(s)
“HKAS-Int”	HKAS Interpretation
“HKFRS(s)”	Hong Kong Financial Reporting Standard(s)
“HKICPA”	Hong Kong Institute of Certified Public Accountants
“HKMA”	Hong Kong Monetary Authority



## Definitions (continued)

Terms	Meanings
“Hong Kong” or “Hong Kong SAR”	Hong Kong Special Administrative Region
“Listing Rules”	The Rules Governing the Listing of Securities on the Stock Exchange
“Mainland China”	The mainland of the PRC
“MPF”	Mandatory Provident Fund
“MPF Schemes Ordinance”	The Mandatory Provident Fund Schemes Ordinance, Chapter 485 of the Laws of Hong Kong, as amended
“Nanyang”	Nanyang Commercial Bank, Limited, a company incorporated under the laws of Hong Kong and a wholly owned subsidiary of BOCHK
“ORSO schemes”	The Occupational Retirement Schemes under Occupational Retirement Schemes Ordinance, Chapter 426 of the Laws of Hong Kong
“PRC”	The People’s Republic of China
“RMB” or “Renminbi”	Renminbi, the lawful currency of the PRC
“Share Option Scheme”	The Share Option Scheme conditionally approved and adopted by the shareholders of the Bank on 10 July 2002
“Sharesave Plan”	The Sharesave Plan conditionally approved and adopted by the shareholders of the Bank on 10 July 2002
“SSAP”	Statement of Standard Accounting Practice
“Stock Exchange”	The Stock Exchange of Hong Kong Limited
“US”	The United States of America
“VaR”	Value at Risk