

2008 年報 Annual Report



2008 年報
Annual Report 2008



目录	页数	CONTENTS	PAGE
董事会报告	1	Report of the Directors	5
公司治理	8	Corporate Governance	16
独立核数师报告	25	Independent Auditor's Report	26
综合收益表	27	Consolidated Income Statement	27
综合资产负债表	28	Consolidated Balance Sheet	28
资产负债表	30	Balance Sheet	30
综合权益变动表	32	Consolidated Statement of Changes in Equity	32
权益变动表	33	Statement of Changes in Equity	33
综合现金流量表	34	Consolidated Cash Flow Statement	34
财务报表附注		Notes to the Financial Statements	
1. 主要业务	35	1. Principal activities	35
2. 主要会计政策摘要	35	2. Summary of significant accounting policies	35
3. 应用会计政策时之重大会计估计及判断	81	3. Critical accounting estimates and judgements in applying accounting policies	81
4. 金融风险管埋	85	4. Financial risk management	85
5. 净利息收入	217	5. Net interest income	217
6. 净服务费及佣金收入	218	6. Net fees and commission income	218
7. 净交易性收入	219	7. Net trading income	219
8. 证券投资之净亏损	219	8. Net loss on investment in securities	219
9. 其他经营收入	219	9. Other operating income	219
10. 减值准备净拨备	220	10. Net charge of impairment allowances	220
11. 经营支出	221	11. Operating expenses	221
12. 投资物业出售 / 公平值调整之净(亏损) / 收益	222	12. Net (loss)/gain from disposal of/fair value adjustments on investment properties	222
13. 出售 / 重估物业、厂房及设备之净收益	222	13. Net gain from disposal/revaluation of properties, plant and equipment	222
14. 税项	223	14. Taxation	223
15. 本银行股东应占溢利	224	15. Profit attributable to equity holders of the Bank	224
16. 股息	224	16. Dividends	224
17. 退休福利成本	225	17. Retirement benefit costs	225
18. 认股权计划	226	18. Share option schemes	226
19. 董事及高级管理人员酬金	229	19. Directors' and senior management's emoluments	229
20. 库存现金及在银行及其他金融机构的结余	232	20. Cash and balances with banks and other financial institutions	232
21. 公平值变化计入损益之金融资产	233	21. Financial assets at fair value through profit or loss	233
22. 衍生金融工具及对冲会计	235	22. Derivative financial instruments and hedge accounting	235
23. 贷款及其他账项	247	23. Advances and other accounts	247
24. 贷款减值准备	248	24. Loan impairment allowances	248
25. 证券投资	252	25. Investment in securities	252
26. 附属公司权益	258	26. Interests in subsidiaries	258
27. 联营公司权益	259	27. Interests in associates	259
28. 投资物业	261	28. Investment properties	261
29. 物业、厂房及设备	262	29. Properties, plant and equipment	262
30. 其他资产	267	30. Other assets	267
31. 香港特别行政区流通纸币	267	31. Hong Kong SAR currency notes in circulation	267
32. 公平值变化计入损益之金融负债	268	32. Financial liabilities at fair value through profit or loss	268
33. 客户存款	269	33. Deposits from customers	269

目录	页数	CONTENTS	PAGE
34. 其他账项及准备	270	34. Other accounts and provisions	270
35. 已抵押资产	270	35. Assets pledged as security	270
36. 递延税项	271	36. Deferred taxation	271
37. 后偿负债	274	37. Subordinated liabilities	274
38. 股本	275	38. Share capital	275
39. 储备	275	39. Reserves	275
40. 综合现金流量表附注	276	40. Notes to consolidated cash flow statement	276
41. 或然负债及承担	278	41. Contingent liabilities and commitments	278
42. 资本承担	279	42. Capital commitments	279
43. 经营租赁承担	280	43. Operating lease commitments	280
44. 诉讼	281	44. Litigation	281
45. 分类报告	282	45. Segmental reporting	282
46. 董事及高级职员贷款	291	46. Loans to directors and officers	291
47. 主要之有关连人士交易	292	47. Significant related party transactions	292
48. 流动资金比率	306	48. Liquidity ratio	306
49. 货币风险	307	49. Currency concentrations	307
50. 跨国债权	308	50. Cross-border claims	308
51. 非银行的中国内地风险承担	310	51. Non-bank Mainland China exposures	310
52. 最终控股公司	311	52. Ultimate holding company	311
53. 财务报表核准	311	53. Approval of financial statements	311
未经审核之补充财务资料		Unaudited Supplementary Financial Information	
风险管理	312	Risk Management	312
附录 — 本银行之附属公司	323	Appendix – Subsidiaries of the Bank	327
释义	331	Definitions	333

董事会报告

董事会同仁谨此提呈本银行及其附属公司截至 2008 年 12 月 31 日止之董事会报告及经审核之综合财务报表。

主要业务

本银行为根据《香港银行业条例》所规定获发牌之认可机构。本集团之主要业务为提供银行及相关之金融服务。本集团及本银行于本年度按业务分类的经营状况分析详情载于财务报表附注 45。

业绩及分配

本集团在本年度之业绩载于第 27 页之综合收益表。

于 2008 年 6 月 26 日，董事会宣布派发中期股息，每股普通股 0.092 港元，总金额约为港币 39.60 亿元，并已于 2008 年 8 月 29 日支付。

董事会建议不派发截至 2008 年 12 月 31 日止年度的末期股息。

储备

本集团及本银行之储备变动详情分别载于第 32 页之综合权益变动表及第 33 页之权益变动表。

捐款

本集团于年内之慈善及其他捐款总额约为港币 2.0 千万元。

物业、厂房及设备

本集团及本银行之物业、厂房及设备变动详情载于财务报表附注 29。

董事會報告 (續)

董事

于年內及截至本報告書日期止，本銀行的董事名單如下：

董事長	肖 鋼 #
副董事長	孫昌基 # 和廣北
董事	李早航 # 周裁群 # 張燕玲 # 李永鴻 高迎欣 馮國經 * 高銘勝 * 單偉建 * 董建成 * 童偉鶴 * 楊曹文梅 *

非執行董事

* 獨立非執行董事

本銀行的公司組織章程細則並無有關董事輪值告退之條款，因此所有董事將繼續留任。李永鴻先生將於 2009 年 6 月 1 日起退任本銀行執行董事及財務總監。

董事于重大合約之權益

于 2008 年度內，本銀行、其控股公司、附屬公司或各同系附屬公司概無就本集團業務訂立任何重大、而任何董事直接或間接擁有重大權益的合約。

董事会报告（续）

董事认购股份之权益

于2002年7月5日，本银行间接控股公司中银（BVI）根据上市前认股权计划向下列董事授予认股权，彼等可据此向中银（BVI）购入本银行直接控股公司中银香港（控股）现有已发行股份，行使价为每股8.50港元。该等认股权自2002年7月25日起的4年内归属，有效行使期为10年。

以下列出截至2008年12月31日根据上市前认股权计划向董事授予的尚未行使认股权的详情：

董事姓名	授出日期	每股 行使价 (港币)	行使期限	认股权数量					
				于 2002 年 7 月 5 日 授出之认股权	于 2008 年 1 月 1 日	年内已行使 之认股权	年内 已放弃之 认股权	年内 已作废之 认股权	于 2008 年 12 月 31 日
孙昌基	2002 年 7 月 5 日	8.50	2003 年 7 月 25 日至 2012 年 7 月 4 日	1,590,600	1,590,600	—	—	—	1,590,600
和广北	2002 年 7 月 5 日	8.50	2003 年 7 月 25 日至 2012 年 7 月 4 日	1,446,000	723,000	—	—	—	723,000
李早航	2002 年 7 月 5 日	8.50	2003 年 7 月 25 日至 2012 年 7 月 4 日	1,446,000	1,446,000	—	—	—	1,446,000
周载群	2002 年 7 月 5 日	8.50	2003 年 7 月 25 日至 2012 年 7 月 4 日	1,446,000	1,446,000	361,500	—	—	1,084,500
张燕玲	2002 年 7 月 5 日	8.50	2003 年 7 月 25 日至 2012 年 7 月 4 日	1,446,000	1,446,000	—	—	—	1,446,000
共：				7,374,600	6,651,600	361,500	—	—	6,290,100

除上文披露外，于本年度任何时间内，本银行、其控股公司、附属公司或各同系附属公司概无订立任何安排，使董事可藉购买本银行或任何其他法人团体之股份或债券而获益。

管理合约

中银香港（控股）与本银行已签订服务协议，中银香港（控股）据此向本银行提供管理及投资者关系服务，并以此收取服务费。任何一方可向另一方发出不少于 3 个月之通知以终止该协议。

符合《银行业（披露）规则》

截至 2008 年 12 月 31 日的财务报表符合《银行业条例》项下《银行业（披露）规则》之要求。

董事會報告 (續)

核數師

2008 年度之財務報表乃由羅兵咸永道會計師事務所審計。在即將舉行的股東周年大會上，將提呈重新委任羅兵咸永道會計師事務所作為核數師之決議。

承董事會命



董事長
肖鋼

香港，2009 年 3 月 24 日

Report of the Directors

The Directors are pleased to present their report together with the audited consolidated financial statements of the Bank and its subsidiaries for the year ended 31 December 2008.

Principal Activities

The Bank is a licensed bank authorised under the Hong Kong Banking Ordinance. The principal activities of the Group are the provision of banking and related financial services. An analysis of the Group's and the Bank's performance for the year by business segments are set out in Note 45 to the financial statements.

Results and Appropriations

The results of the Group for the year are set out in the consolidated income statement on page 27.

On 26 June 2008, the directors declared an interim dividend of HK\$0.092 per ordinary share, totalling approximately HK\$3,960 million, which was paid on 29 August 2008.

The directors do not recommend the payment of a final dividend for the year ended 31 December 2008.

Reserves

Details of movements in the reserves of the Group and the Bank are set out in the consolidated statement of changes in equity and the statement of changes in equity on page 32 and 33 respectively.

Donations

Charitable and other donations made by the Group during the year amounted to approximately HK\$20 million.

Properties, Plant and Equipment

Details of movements in properties, plant and equipment of the Group and the Bank are set out in Note 29 to the financial statements.

Report of the Directors (continued)

Directors

The directors of the Bank during the year and up to the date of this report are:

Chairman	XIAO Gang #
Vice Chairmen	SUN Changji # HE Guangbei
Directors	LI Zaohang # ZHOU Zaiqun # ZHANG Yanling # LEE Raymond Wing Hung GAO Yingxin FUNG Victor Kwok King * KOH Beng Seng * SHAN Weijian * TUNG Chee Chen * TUNG Savio Wai-Hok * YANG Linda Tsao *

Non-executive Directors

* Independent Non-executive Directors

There being no provision in the Bank's Articles of Association for retirement by rotation, all the directors continue in office. Mr. LEE Raymond Wing Hung will retire as an Executive Director and the Chief Financial Officer of the Bank with effect from 1 June 2009.

Directors' Interests in Contracts of Significance

No contracts of significance, in relation to the Group's business to which the Bank, its holding companies, or any of its subsidiaries or fellow subsidiaries was a party and in which a Director had a material interest, whether directly or indirectly, subsisted at the end of the year or at any time during the year.

Report of the Directors (continued)

Directors' Rights to Acquire Shares

On 5 July 2002, the following Directors were granted options by BOC (BVI), the indirect holding company of the Bank, pursuant to a Pre-Listing Share Option Scheme to purchase from BOC (BVI) existing issued shares of the BOCHK (Holdings), the immediate holding company of the Bank, at a price of HK\$8.50 per share. These options have a vesting period of four years from 25 July 2002 with a valid exercise period of ten years.

Particulars of the outstanding options granted to the Directors under the Pre-Listing Share Option Scheme as at 31 December 2008 are set out below:

Name of Director	Date of grant	Exercise price (HK\$)	Exercisable period	Number of share options					
				Granted on 5 July 2002	Balances as at 1 January 2008	Exercised during the year	Surrendered during the year	Lapsed during the year	Balances as at 31 December 2008
SUN Changji	5 July 2002	8.50	25 July 2003 to 4 July 2012	1,590,600	1,590,600	—	—	—	1,590,600
HE Guangbei	5 July 2002	8.50	25 July 2003 to 4 July 2012	1,446,000	723,000	—	—	—	723,000
LI Zaohang	5 July 2002	8.50	25 July 2003 to 4 July 2012	1,446,000	1,446,000	—	—	—	1,446,000
ZHOU Zaiqun	5 July 2002	8.50	25 July 2003 to 4 July 2012	1,446,000	1,446,000	361,500	—	—	1,084,500
ZHANG Yanling	5 July 2002	8.50	25 July 2003 to 4 July 2012	1,446,000	1,446,000	—	—	—	1,446,000
Total				7,374,600	6,651,600	361,500	—	—	6,290,100

Save as disclosed above, at no time during the year was the Bank, its holding companies, or any of its subsidiaries or fellow subsidiaries a party to any arrangements to enable the Directors to acquire benefits by means of the acquisition of shares in, or debentures of, the Bank or any other body corporate.

Management Contracts

There exists a services agreement between BOCHK (Holdings) and the Bank whereby BOCHK (Holdings) provides management and investor relations services to the Bank and under which costs are reimbursed and fees are payable. The said agreement can be terminated by either party giving not less than three months' prior notice.

Compliance with the Banking (Disclosure) Rules

The financial statements for the year ended 31 December 2008 comply with the requirements set out in the Banking (Disclosure) Rules under the Banking Ordinance.

Auditors

The financial statements have been audited by PricewaterhouseCoopers. A resolution for their re-appointment as auditors for the ensuing year will be proposed at the forthcoming annual general meeting.

On behalf of the Board



XIAO Gang
Chairman

Hong Kong, 24 March 2009

公司治理

为保障股东、客户和员工的利益，本银行致力维持和强化高水准的公司治理。除了全面符合香港当地有关的法律法规以及香港金融管理局及香港证券及期货事务监察委员会的各项规定和指引外，本银行不时对所采用的公司治理实务作出检讨，并力求符合国际和当地有关公司治理最佳惯例的要求。其中，本银行已全面符合由香港金融管理局发出的监管政策手册 CG-1「本地注册认可机构的企业管治」。

公司治理架构

董事会作为本银行治理架构核心，与管理层之间具有明确分工。董事会负责给予管理层高层指引和有效监控。一般而言，董事会负责：

- 制订本集团的长期战略并监控其执行情况；
- 审批年度业务计划和财务预算；
- 批准有关年度、中期及季度业绩；
- 审查及监控本集团的风险管理及内部监控；
- 负责本集团的公司治理及合规；及
- 监察本集团管理层的工作表现。

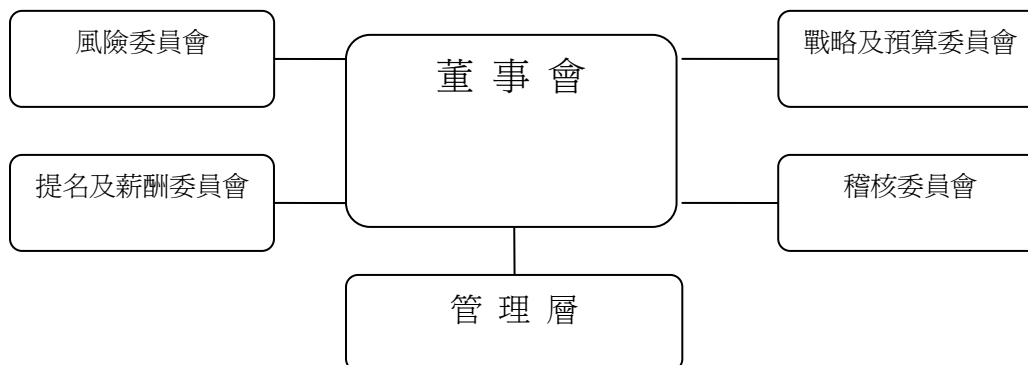
董事会特别授权管理层执行已确定的策略方针，由其负责日常营运并向董事会报告。为此，董事会订立了清晰的书面指引，特别明确了在何种情况下管理层应向董事会汇报，以及在代表本集团作出何种决定或订立何种承诺前应取得董事会批准等。董事会将定期对这些授权和指引进行重检。

为避免使权力集中于一位人士，本银行董事长及总裁分别由两人担任，两者之间分工明确并已在董事会的职责约章中作出明文规定。简而言之，董事长负责确保董事会适当地履行其职能，贯彻良好公司治理常规及程序；此外，作为董事会的主席，董事长亦负责确保所有董事均适当知悉当前的事项，及时得到充分、完备、可靠的信息。而总裁则负责领导整个管理层，推行董事会所采纳的重要策略及发展战略。

董事会在考虑有关的业界做法和公司治理国际最佳惯例的基础上，下设四个常设附属委员会—稽核委员会、提名及薪酬委员会、风险委员会、战略及预算委员会，负责协助董事会履行其职责。此外，董事会亦会按需要授权一个完全由独立非执行董事组成的独立董事委员会，负责审阅、批准和监控根据有关法律和监管规定要求须由董事会批准的关连交易（包括持续关连交易）。

各附属委员会均具有清晰界定的职责约章，并就其职权范围内的有关事项向董事会提出意见，或在适当情况下按转授权力作出决定。所有附属委员会均获指派专业秘书部门，以确保有关委员会备有足够资源，有效地及恰当地履行其职责。董事会及附属委员会亦有参与各专业秘书部门的年度考核工作，以保证及提升各专业秘书部门的服务质量及向董事会及附属委员会提供充分的支援服务。此外，根据其职责约章的规定，董事会及各附属委员会亦会定期评估及审查其工作程序及有效性，以确定须予改进的地方。

有关本银行的公司治理架构可以参见下图：



有关董事会所采用的公司治理原则和架构、董事会及各附属委员会的组成及其职责约章摘要、股东权利及讯息公平披露政策等信息，在本银行的网址：www.bochk.com 均有详细载列。

公司治理（续）

董事会

本银行董事会以非执行董事及独立非执行董事为主，以保证董事会决策的独立、客观及对管理层实行全面和公正的监控。董事会诚实、善意地行事，按照本集团的最佳利益客观地做出决策，以尽力实现股东长期价值的最大化和切实履行对本集团其他利益相关者的企业责任。

董事会现时共有董事 14 名，包括 6 名独立非执行董事，5 名非执行董事及 3 名执行董事。于本年度及截至本报告日期止，并无董事会成员变动。

目前董事会成员中，所有董事均拥有广泛的银行业与管理经验；此外，独立非执行董事的占比超过董事会成员的三分之一，并包括了多名具备财务及 / 或风险管理专长的独立非执行董事。董事会采纳了《董事独立性政策》，部分条款内容超过了《上市规则》第 3.13 条的有关规定。本银行已收到每名独立非执行董事根据该政策就其独立性而作出的年度书面确认。基于该等确认及董事会所掌握的资料，本银行继续确认其独立身分。

本银行目前所有非执行董事、独立非执行董事均有固定任期，并获发正式聘书，以订明其委任的主要条款及条件。提名及薪酬委员会制定了一套关于委任独立非执行董事的正式书面制度，以确保委任程序的规范化、全面性及透明度。

董事会成员之间并不存在任何关系，包括财务、业务、家属或其他重大或相关的关系。肖钢先生、李早航先生及周载群先生是中国银行的执行董事；张燕玲女士是该公司高级管理层的成员。本银行董事会的职责约章中已明文规定，除非有关法律或监管规则允许，否则若有大股东或董事在董事会将予考虑的议题中存在利益冲突，应就该议题举行董事会会议；在交易中无重大利益的独立非执行董事应出席该次董事会会议。

本银行于年度内为每位董事会成员购买了适当的董事责任保险，以保障其因企业行为而引起之赔偿责任，该保险的保额及保障范围每年均会进行检讨。

为确保新任董事对本银行的运作及业务均有充足了解，及确保所有董事能定期更新其知识及技能，以便向董事会提供具有充分依据的建议及意见，并对董事会作出贡献，董事会已制订了一套关于董事入职介绍及持续专业发展的正式制度。董事会于 2008 年度特别邀请了两位在公共政策及经济学上有丰富知识的讲者，为董事会成员分别介绍全球经济危机对中国内地经济及香港经济的影响。

董事会于 2008 年内共召开 10 次会议，会议平均出席率达 89%。会议时间安排在上一年度即已拟定通过。所有会议材料连同会议议程一般在会议预定日期至少 7 天前送达全体董事会成员审阅。每次会议议程内容均在事前充分咨询各董事会成员及管理层意见后，经董事长确认而制订。此外，为便于非执行董事之间公开坦诚的讨论，董事长于每次董事会开始时候均与非执行董事（包括独立非执行董事）进行没有执行董事及管理层在场的讨论，有关做法已予制度化并列入董事会的工作规则内。于 2008 年，各位董事的出席率详列如下：

董事	出席董事会会议次数	出席率
非执行董事		
肖钢先生（董事长）	10 次中出席 7 次	70%
孙昌基先生（副董事长）	10 次中出席 10 次	100%
李早航先生	10 次中出席 10 次	100%
周载群先生	10 次中出席 9 次	90%
张燕玲女士	10 次中出席 8 次	80%
独立非执行董事		
冯国经博士	10 次中出席 8 次	80%
高铭胜先生	10 次中出席 10 次	100%
单伟建先生	10 次中出席 8 次	80%
董建成先生	10 次中出席 9 次	90%
童伟鹤先生	10 次中出席 10 次	100%
杨曹文梅女士	10 次中出席 10 次	100%
执行董事		
和广北先生（副董事长兼总裁）	10 次中出席 10 次	100%
李永鸿先生	10 次中出席 10 次	100%
高迎欣先生	10 次中出席 6 次	60%

公司治理（续）

董事会（续）

除正式董事会会议及股东周年大会外，本银行亦安排其他相对较轻松的场合以便加强董事会及管理层之间的沟通及交流。例如，本银行会借着各董事会成员的专长及经验，定期邀请董事会成员向本银行中、高层管理人员举行各种课题的讲座。同时，本银行亦会安排外地参观活动，以促进董事会成员之间、董事会与管理层成员之间的沟通。

稽核委员会

稽核委员会目前由 7 名成员组成，其中 1 名成员为非执行董事，6 名成员为独立非执行董事，独立非执行董事占委员会成员的 86%，主席由独立非执行董事单伟建先生担任。

稽核委员会协助董事会对本银行及其附属公司在以下方面（但不仅限于以下方面）实现监控职责：

- 财务报告的真实性和财务报告程式；
- 内部监控系统；
- 内部稽核职能的有效性及其内部稽核主管的绩效评估；
- 外部核数师的聘任、资格及独立性的审查和工作表现的评估，及（如获董事会授权）酬金的厘定；
- 本银行及本集团财务报表、财务及业务回顾的定期审阅和年度审计；
- 遵循有关会计准则及法律和监管规定中有关财务资讯披露的要求；及
- 本集团的公司治理架构及实施。

稽核委员会在 2008 年内的主要工作包括审议及（如适用）审批：

- 本银行截至 2007 年 12 月 31 日止年度的董事会报告与财务报表及全年业绩公告，并建议董事会通过；
- 本银行截至 2008 年 6 月 30 日止 6 个月的中期财务报表和中期业绩公告，并建议董事会通过；
- 本银行截至 2008 年 3 月 31 日及 2008 年 9 月 30 日止的季度财务及业绩回顾公告，并建议董事会通过；
- 由外部核数师提交的审计报告及内部控制改善建议书、监管机构的现场审查报告；
- 年度外部核数师聘任的建议、支付予外部核数师的年度审计费用、审阅中期报表的费用及其他非审计服务费用；
- 本集团于 2008 年度的内部稽核工作计划，以及所认定的重点范畴；
- 本集团内部稽核部门的人力资源安排及薪酬水平、该部门 2008 年的费用预算；及
- 内部稽核主管及内部稽核部门的 2007 年度绩效评估及 2008 年度主要绩效考核指标。

自董事会采纳本集团《员工内部举报及处理政策》以来，有关机制有效运作。于年内，若干举报个案均通过有关政策提供的管道接收及按照既定的程序得以有效地处理。

稽核委员会亦已于 2008 年对本集团的内部监控系统是否有效进行了年度检讨。有关检讨涵盖所有重要的监控，包括财务、运作及合规、及风险管理功能。有关此次检讨的具体内容，可参见下列「内部监控」一节。

稽核委员会于 2008 年内共召开 6 次会议，平均出席率达 93%，有关董事的出席率详列如下：

董事	出席委员会会议次数	出席率
单伟建先生（委员会主席）	6 次中出席 6 次	100%
周载群先生	6 次中出席 6 次	100%
冯国经博士	6 次中出席 5 次	83%
高铭胜先生	6 次中出席 6 次	100%
董建成先生	6 次中出席 4 次	67%
童伟鹤先生	6 次中出席 6 次	100%
杨曹文梅女士	6 次中出席 6 次	100%

公司治理（续）

提名及薪酬委员会

提名及薪酬委员会现时成员共 6 名，由 2 名非执行董事及 4 名独立非执行董事组成，独立非执行董事占委员会成员的三分之二，委员会主席由副董事长孙昌基先生担任。

该委员会负责协助董事会对本银行及其附属公司在以下方面（但不仅限于以下方面）实现监控职责：

- 本集团的人力资源战略和薪酬战略；
- 董事、董事会附属委员会成员、及由董事会不时指定的高级管理人员的筛选和提名；
- 董事和各委员会的结构、规模、组成（包括成员的技能、经验和知识）；
- 董事、各委员会成员和指定高级管理人员的薪酬；及
- 董事会及各委员会的有效性。

该委员会于 2008 年内的工作主要包括：

- 审议执行董事及指定高级管理人员 2007 年度的绩效考核结果；
- 审议本集团（含指定高级管理人员）2007 年度花红发放方案及 2008 年度薪酬调整方案；
- 审议 2008 年度本集团及指定高级管理人员的主要绩效指标；
- 监控本集团的中期人力资源策略及其他重要人事政策的执行情况；
- 分析及汇报董事会及各附属委员会的自我评估结果，并就此向董事会提出建议，以进一步完善董事会及各附属委员会的职能及效益；
- 处理有关聘请集团指定高级管理人员的事宜；
- 审议重要人力资源及薪酬政策的制订、重检和修订；
- 处理有关本集团内主要附属公司调整及委任董事事宜。

提名及薪酬委员会已获得董事会转授有关职责，负责厘定全体执行董事及指定高级管理人员的特定薪酬待遇，包括股票期权、非金钱利益、退休金权利等。目前，对于执行董事及指定高级管理人员而言，其薪酬主要由基本薪金、酌情花红及其他非金钱福利构成，而其中的酌情花红部分将在很大程度上由本集团及该董事或指定高级管理人员当年的表现所决定。提名及薪酬委员会透过参照董事会不时通过的企业目标，检讨及向董事会建议执行董事及指定高级管理人员的年度绩效目标，按照设定的绩效目标对执行董事及指定高级管理人员进行持续考核，并检讨和审批按表现而厘定的薪酬待遇。

提名及薪酬委员会于 2008 年内共召开 8 次会议，平均出席率达 92%，有关董事的出席率详列如下：

董事	出席委员会会议次数	出席率
孙昌基先生（委员会主席）	8 次中出席 8 次	100%
李早航先生	8 次中出席 8 次	100%
冯国经博士	8 次中出席 7 次	87.5%
单伟建先生	8 次中出席 7 次	87.5%
董建成先生	8 次中出席 6 次	75%
杨曹文梅女士	8 次中出席 8 次	100%

风险委员会

在 2008 年，本银行风险委员会成员共 3 名。该委员会成员包括了 2 名独立非执行董事及 1 名非执行董事，并由独立非执行董事高铭胜先生担任委员会主席。独立非执行董事和战略及预算委员会主席杨曹文梅女士，以观察员身分不时参加会议。

公司治理（续）

风险委员会（续）

风险委员会负责协助董事会对本银行及其附属公司在以下方面（但不仅限于以下方面）实现监控职责：

- 建立本集团的风险取向和风险管理战略，确定本集团的风险组合状况；
- 识别、评估、管理本集团不同业务单位面临的重大风险；
- 审查和评估本集团风险管理程序、制度和内部监控的充分性及有效性；
- 审视及监察本集团资本金管理；
- 审查及监控本集团对风险管理政策、程序、制度及内部监控的遵守情况，包括本集团在开展业务时是否符合审慎、合法及合规的要求；
- 审查和批准本集团高层次的风险管理政策和制度；及
- 审查重大的或高风险的风险承担或交易。

风险委员会在 2008 年内的主要工作包括：

- 重检风险管理限额；
- 重检《中银香港集团营运总则》、《风险管理政策陈述》以及策略风险、信誉风险、信贷风险、市场风险、利率风险、流动性风险、操作风险、法律及合规风险、压力测试等政策；
- 审查和监控新资本协议的执行情况，特别是 FIRB 和 ICAAP 的落实进度情况，以及 FIRB 模型审批；
- 审批本银行资本管理政策、资本优化计划、资本充足性评估机制及最低资本充足率，以及中银香港集团资本充足率运作区间；
- 审阅固定收入投资策略；
- 审查重大的或高风险承担或交易；及
- 审阅各类风险管理报告。

风险委员会于 2008 年内共召开 9 次会议，平均出席率达 100%，有关董事的出席率详列如下：

董事	出席委员会会议次数	出席率
高铭胜先生（委员会主席）	9 次中出席 9 次	100%
张燕玲女士	9 次中出席 9 次	100%
童伟鹤先生	9 次中出席 9 次	100%

战略及预算委员会

战略及预算委员会成员共 4 名，由 2 名独立非执行董事、1 名非执行董事及本银行总裁暨执行董事组成。主席由独立非执行董事杨曹文梅女士担任。

该委员会负责协助董事会对本公司及其附属公司在以下方面（但不仅限于以下方面）履行职责：

- 起草、审查、动议及监控本集团的中长期战略；
- 审查及监控本集团定期/周期性（包括年度）业务计划和财务预算；
- 起草及审查公司中长期战略的制定程式，确保其已充分考虑到一定范围内的备选方案；
- 按照既定的标准监控中长期战略实施情况，向管理层提供方向性的指引；
- 就本集团主要资本性支出和战略性承诺向董事会提出建议并监控其实施情况。

公司治理 (续)

战略及预算委员会 (续)

战略及预算委员会在本年度监控管理层对董事会通过的集团中长期战略的实施情况，并推动落实本集团的重点业务策略，包括进一步发展中国业务和与银联合作拓展银行卡业务。上半年，委员会审议并向董事会提出建议通过集团 2008-2012 年滚动式战略规划和 2008 年度财务预算和业务规划。下半年，委员会审议了本集团 2009 年度财务预算和业务规划初稿。

战略及预算委员会于 2008 年内共召开 8 次会议，平均出席率达 97%，有关董事的出席率详列如下：

董事	出席委员会会议次数	出席率
杨曹文梅女士 (委员会主席)	8 次中出席 8 次	100%
和广北先生	8 次中出席 8 次	100%
周载群先生	8 次中出席 7 次	87.5%
童伟鹤先生	8 次中出席 8 次	100%

临时委员会

于年内董事会成立了一个临时独立董事委员会及一个临时招聘委员会。

招聘委员会

集团副总裁 (投资产品管理) 陈子政先生，于 2008 年 3 月辞职后，招聘委员会开始进行全球性的公开招聘，以选聘合适及具备资格的人士填补陈先生的职位。委员会由独立非执行董事冯国经博士担任主席，其成员包括孙昌基先生、和广北先生以及独立非执行董事高铭胜先生、单伟建先生、董建成先生、童伟鹤先生及杨曹文梅女士。委员会聘请了一间独立的专业猎头公司协助委员会完成此次全球性的公开招聘。经过几轮筛选，并由提名及薪酬委员会推荐，董事会决议，任命王仕雄先生自 2008 年 7 月 1 日起出任集团副总裁，统领金融市场业务线的所有事务，包括投资、全球市场部、现金管理业务、托管业务、投资及保险产品、及其它资本市场相关的业务。

于 2008 年 8 月，董事会决议招聘一位集团营运总监以统领及监察集团的资讯科技、银行营运、业务优化及公司服务。在专业猎头公司的协助下，委员会 (成员包括上述成员及非执行董事李早航先生) 已召开会议以展开公开招聘及至目前为止取得实质进展。基于集团执行董事兼财务总监李永鸿先生将于 2009 年 6 月 1 日退休，委员会已于 2009 年 2 月召开会议，透过公开及全球招聘，聘选合适及具备资格的人士填补集团财务总监的职位。

独立董事委员会

根据董事会决议，董事会分别于 2008 年 5 月及 11 月成立独立董事委员会，以审查和批核关于向中国银行借取后偿贷款以改善本银行附加资本的建议。该委员会由本银行所有独立非执行董事组成，并由董建成先生担任主席。为此，委员会聘请独立财务顾问协助委员会审查向中国银行借取后偿贷款的建议及其条款。基于独立财务顾问的意见及委员会的审查结果，委员会认为后偿贷款相关交易条款是公平及合理、按公平磋商基准及一般商业条款，符合本银行及其股东的整体利益。

董事的证券交易

本银行已采纳实施了一套《董事证券交易守则》以规范董事就中国银行及中银香港 (控股) 证券的交易事项。经就此事专门征询所有董事，彼等均已确认其于 2008 年度内严格遵守了前述内部守则有关条款的规定。

公司治理 (續)

外部核數師

根据董事会采纳的《外部审计师管理政策》，**稽核委员会**已按该政策内参考国际最佳惯例而制订的原则及标准，**对本集团外部核数师罗兵咸永道会计师事务所的独立性、客观性及其审计程序的有效性作出检讨及监察，并满意有关检讨的结果。**根据稽核委员会的建议，董事会将向股东建议于2009年度股东周年大会上重新委任罗兵咸永道会计师事务所为本集团核数师；倘获股东授权，董事会将授权稽核委员会厘定罗兵咸永道会计师事务所的酬金。于2008年度，本集团须向罗兵咸永道会计师事务所支付的费用合共3,700万港元，其中3,200万港元为审计费，而500万港元为其他费用。于2007年度，罗兵咸永道会计师事务所所收取的费用合共3,600万港元，其中3,100万港元为审计费，而500万港元为其他服务的费用。

稽核委员会对2008年度非审计服务并没有影响到罗兵咸永道会计师事务所的独立性感到满意。2008年度非审计服务主要包括税务相关的服务（费用约300万港元）、新会计准则咨询、转制切换日审计及南洋商业银行（中国）有限公司验资（费用约100万港元）及其他非审计服务（费用约100万港元）。

内部监控

董事会有责任维持本集团的内部监控系统稳健妥善而且有效，以保障本集团的资产。根据董事会的授权范围，管理层负责日常的运作及各類风险管理的工作。

内部监控系统旨在提供最大化保证，以防出现严重错漏或损失的情况，并管理运作系统故障的风险，以及协助达成本集团的目标。除保障本集团资产安全外，亦确保妥善的会计纪录及遵守有关法例及规定。

本集团每年对内部监控系统进行检讨，有关检讨工作是以监管机构及专业团体的指引、定义为基础，根据内部监控环境、风险识别、监控措施、资讯与交流及监控机制的五项内部监控元素进行评估，涵盖所有重要的监控及措施，包括财务、运作及合规、及风险管理功能。有关检讨由本集团内部稽核部门统筹，透过管理层及业务部门的自我评估，内部稽核部门对检讨过程及结果进行独立的检查及后评价工作。有关2008年度的检讨结果已向稽核委员会及董事会汇报。

此外，本集团已基本建立且落实执行各项监控程序及措施，主要包括：

- 建立了相应的组织架构和各级人员的职、权、责，制定书面的政策和程序，对各单位建立了相互牵制的职能分工，合理地保障本集团的各项资产安全，及内部监控措施的执行，并能在合法合规及风险控制方面经营及运作；
- 管理层制定并持续监察本集团的发展策略、业务计划及财务预算的执行情况，并已设置了会计管理制度，提供衡量财务及营运表现的基础；
- 本集团制定了相应的风险管理政策及人力资源管理政策，对各重大风险类别均设既定单位和人员承担职责及处理程式，在风险的识别、评估及管理范畴，包括信誉、策略、法律、合规、信贷、市场、业务操作、流动性、利率等，均发挥了应有的监控功能（本集团的风险管理管治架构详列于本年报第312至第322页）；
- 本集团确立的资讯科技管治架构，设有多元化的资讯系统及管理报告，包括各类业务的监察资料、财务资讯、营运表现等，为管理层及业务单位、监管机构等提供衡量及监控的讯息；各单位、层级亦已建立了适当的沟通管道和汇报机制，以确保讯息的交流；
- 本集团的内部稽核部门采用风险为本的评估方法，根据董事会辖下稽核委员会内部审核的年度计划，对财务范畴、各业务领域、各风险类别、职能运作及活动进行独立的检查，直接向稽核委员会提交报告，对须关注的事项及需改善的方面有系统地及时跟进，并将跟进情况向管理层及稽核委员会报告；及
- 稽核委员会审阅外部核数师在年度审计中致本集团管理层的报告以及监管机构提出的内部监控建议，并由内部稽核部门持续跟进以确保本集团有计划地实施有关建议，并定期向管理层及稽核委员会报告建议的落实情况。

本集团致力提升管治水平，对附属公司以及外地机构持续监控，于2008年度，集团在组织架构分工、风险管理程序及提高披露透明度等方面做出持续改善。因应全球经济危机引致外间经济环境发生重大变化，集团整体上采取了一系列应对措施，并将持续检讨改善集团监控机制的成效。2008年内发现需改进的地方已予确认，并已采取相应措施。

公司治理（续）

董事关于财务报告书的责任声明

以下声明应与本年报中核数师报告内的核数师责任声明一并阅读。该声明旨在区别董事及核数师在财务报告书方面的责任。

董事须按香港《公司条例》规定编制真实兼公平之财务报告书。除非并不适宜假设本银行及本集团将继续其业务，否则财务报告书必须以持续经营基准编制。董事有责任确保本银行存置的会计纪录，可合理准确披露本银行财务状况以及可确保所编制的财务报告书符合香港《公司条例》的规定。董事亦有责任采取合理可行的步骤，以保护本集团资产，并且防止及揭发欺诈及其他不正常情况。

董事认为于编制载于本年报的财务报告书时，本银行已采用合适的会计政策并贯彻使用，且具有合理及审慎的判断及估计支持，并已遵守所有适用的会计标准。

Corporate Governance

The Bank is **committed to maintaining and upholding good corporate governance** in order to protect the interests of shareholders, customers and staff. The Bank abides strictly by the laws and regulations of the jurisdiction where it operates, and observes the guidelines and rules issued by regulatory authorities such as the Hong Kong Monetary Authority and the Hong Kong Securities and Futures Commission. In particular, the Bank is in full compliance with the guideline in the Supervisory Policy Manual module CG-1 issued by the Hong Kong Monetary Authority and entitled “Corporate Governance of Locally Incorporated Authorised Institutions”. The Bank also keeps its corporate governance system under constant review to ensure that it is in line with international and local best practices.

Corporate Governance Framework

The **Board is at the core of the Bank’s corporate governance framework**, and there is **clear division of responsibilities between the Board and the Management**. The Board is responsible for providing high-level guidance and effective oversight of the Management. Generally, the Board is responsible for:

- formulating the Group’s long-term strategy and monitoring the implementation thereof;
- reviewing and approving the annual business plan and financial budget;
- approving the annual, interim and quarterly reports;
- reviewing and monitoring risk management and internal control;
- ensuring good corporate governance and effective compliance; and
- monitoring the performance of the Management.

The Board authorises the Management to execute strategies that have been approved. The Management reports to the Board and is responsible for the day-to-day operation of the Group. **The Board has formulated clear written guidelines, which stipulate the circumstances under which the Management should report to and obtain prior approval from the Board** before making decisions or entering into any commitments on behalf of the Group. The Board will regularly review these guidelines.

To avoid the concentration of power in any single individual, the **positions of the Chairman and the Chief Executive are held by two different individuals. Their roles are distinct and are clearly established and stipulated in the Board’s Mandate**. In short, the Chairman is responsible for ensuring that the Board properly discharges its responsibilities and conforms to good corporate governance practices and procedures. As the Chairman of the Board, he is also responsible for making sure that all Directors are properly briefed on issues arising at the board meetings, and that all Directors receive accurate, timely and clear information. The Chief Executive is responsible for providing leadership for the whole Management and implementing the important policies and development strategies approved by the Board.

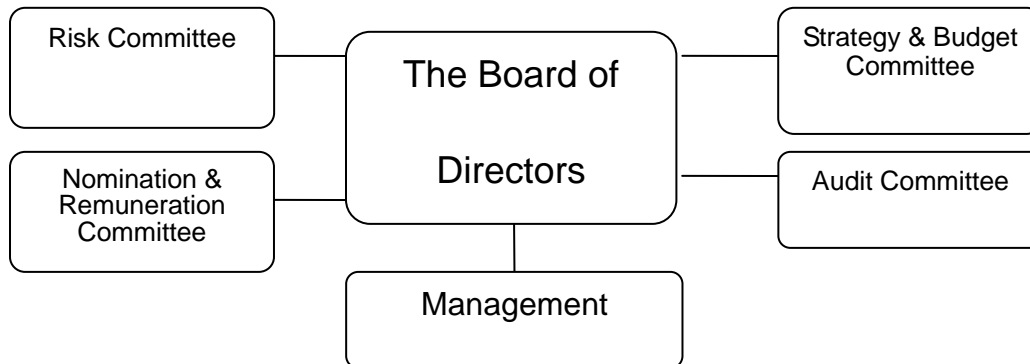
Taking into consideration market practices and international best practices in corporate governance, **the Board has established four standing Board Committees** to assist it in carrying out its responsibilities. They are the Audit Committee, Nomination and Remuneration Committee, Risk Committee, and Strategy and Budget Committee. Should the need arise, the Board will authorise an independent board committee comprising all the independent non-executive Directors to review, approve and monitor connected transactions (including the continuing connected transactions) that should be approved by the Board.

Each of the Board Committees has a well-defined mandate. They make recommendations to the Board on relevant matters within their terms of reference, or make decisions under appropriate circumstances in accordance with the power delegated by the Board. **A secretarial department is assigned to provide support services to each Board Committee so that it can discharge its responsibilities properly and effectively**. The Board and Board Committees will participate in the annual performance appraisal of the secretarial departments to ensure the support services provided by these departments are adequate and of good quality. According to their mandates, **the Board and the Board Committees will review and evaluate their respective work process and effectiveness annually, with a view to identifying areas for improvement**.

Corporate Governance (continued)

Corporate Governance Framework (continued)

The following chart sets out the Bank's corporate governance framework.



The Bank's corporate website (www.bochk.com) contains detailed information on the Bank's corporate governance principles and framework, the compositions of the Board and Board Committees and a summary of their respective terms of reference, shareholders' rights and the Bank's Fair Disclosure Policy.

Board of Directors

Non-executive Directors and independent non-executive Directors form the majority of the Board. This structure ensures the independence and objectivity of the Board's decision-making process as well as the thoroughness and impartiality of the Board's oversight of the Management. The Board acts honestly and in good faith in order to maximise long-term shareholder value and fulfill its corporate responsibility to other stakeholders of the Group. Its decisions are made objectively and in the best interests of the Group.

The Board currently has 14 members, comprising six independent non-executive Directors, five non-executive Directors and three executive Directors. There was no change to the composition of the Board in 2008 and up to the date of this report.

All Directors possess extensive experience in banking and management, and over one third of them are independent non-executive Directors, of whom several are experts in financial and/or risk management. The Board has adopted the "Policy on Independence of Directors", some provisions of which are even more stringent than Rule 3.13 of the Listing Rules. The Bank has received from each of the independent non-executive Directors an annual confirmation of his/her independence by reference to the Policy. On the basis of these confirmations and information available to it, the Bank considers all of them to be independent.

All the existing **non-executive Directors and independent non-executive Directors** of the Bank have been **appointed for a fixed term, with formal letters of appointment** setting out the key terms and conditions of their appointment. The Nomination and Remuneration Committee has established a **written and formal process for the appointment of independent non-executive Directors to ensure that the appointment procedures are standardised, thorough and transparent.**

There is **no relationship (including financial, business, family or other material/relevant relationship(s)) among the Board members.** Messrs. Xiao Gang, Li Zaohang and Zhou Zaiqun are executive directors of BOC. Mdm. Zhang Yanling is a member of the senior management of BOC. It is expressly provided in the Board's Mandate that, unless permissible under applicable laws or regulations, if a substantial shareholder or Director has a conflict of interest in the matter to be considered by the Board, a Board meeting attended by independent non-executive Directors who have no material interest in the matter shall be held to deliberate on the same.

The Bank has arranged for **appropriate Directors' Liability Insurance Policy to indemnify the Directors for liabilities arising out of corporate activities.** The coverage and the sum insured under the policy are reviewed annually.

Corporate Governance (continued)

Board of Directors (continued)

To ensure that newly appointed Directors have adequate understanding of the Bank's business and operation, and to enable current Directors to constantly update their skills and knowledge so that they can continue to offer informed advice and contribute to the Board, the Board enforces a **formal system for the initial induction and ongoing professional development of the Directors**. In 2008, the Board invited two honorable speakers with extensive knowledge in public policy and economics to share with the Board members on the impact of the global financial turmoil on the PRC and the Hong Kong economies respectively.

Ten Board meetings were held during the year with an average attendance rate of 89%. The meeting schedule was prepared and approved by the Board in the preceding year. In general, Board agenda and meeting materials are despatched to all Board members for review at least seven days before the meetings. Board agenda is approved by the Chairman following consultation with other Board members and the Management. As a general practice, the Chairman will meet all non-executive Directors (including independent non-executive Directors) in the absence of executive Directors and the Management at the beginning of each Board meeting, in order to facilitate an open and frank discussion among the non-executive Directors. This practice has been incorporated in the Working Rules of the Board. Individual attendance records of the Directors in 2008 are set out as follows:

Director	Number of Board meetings attended	Attendance rate
<u>Non-executive Directors</u>		
Mr. XIAO Gang (Chairman)	7 out of 10	70%
Mr. SUN Changji (Vice Chairman)	10 out of 10	100%
Mr. LI Zaohang	10 out of 10	100%
Mr. ZHOU Zaiqun	9 out of 10	90%
Mdm. ZHANG Yanling	8 out of 10	80%
<u>Independent Non-executive Directors</u>		
Dr. FUNG Victor Kwok King	8 out of 10	80%
Mr. KOH Beng Seng	10 out of 10	100%
Mr. SHAN Weijian	8 out of 10	80%
Mr. TUNG Chee Chen	9 out of 10	90%
Mr. TUNG Savio Wai-Hok	10 out of 10	100%
Mdm. YANG Linda Tsao	10 out of 10	100%
<u>Executive Directors</u>		
Mr. HE Guangbei (Vice Chairman and Chief Executive)	10 out of 10	100%
Mr. LEE Raymond Wing Hung	10 out of 10	100%
Mr. GAO Yingxin	6 out of 10	60%

Apart from formal Board meetings and general meetings, there are opportunities for the Board and the Management to interact and communicate on relatively less formal occasions. For example, **Board members have been invited to give a talk to the Company's middle to senior management on diverse subjects leveraging on their respective background and expertise**. Further, **off-site events have been held to enhance communication among Board members, and between the Board and the Management**.

Audit Committee

The Audit Committee currently has seven members comprising one non-executive Director and all the six independent non-executive Directors. Independent non-executive Directors make up 86% of the Committee members. The Committee is chaired by Mr. Shan Weijian, an independent non-executive Director.

Corporate Governance (continued)

Audit Committee (continued)

The Committee assists the Board in fulfilling its oversight role over the Bank and its subsidiaries in, among others, the following areas:

- integrity of financial statements and financial reporting process;
- internal control systems;
- effectiveness of internal audit function and performance appraisal of the Head of Internal Audit;
- appointment of external auditors and assessment of their qualifications, independence and performance and, with authorisation of the Board, determination of their remuneration;
- periodic review and annual audit of the Bank's and the Group's financial statements, and financial and business review;
- compliance with applicable accounting standards as well as legal and regulatory requirements on financial disclosures; and
- corporate governance framework of the Group and implementation thereof.

The work performed by the Audit Committee in 2008 included the review and, where applicable, approval of:

- the Bank's Directors' Report and financial statements for the year ended 31 December 2007 and the annual results announcement that were recommended to the Board for approval;
- the Bank's interim financial statements for the six months ended 30 June 2008 and the interim results announcement that were recommended to the Board for approval;
- the Bank's announcement on quarterly financial and business review for the period ended 31 March 2008 and 30 September 2008 that were recommended to the Board for approval;
- the audit reports and report on internal control recommendations submitted by the external auditors, and the on-site examination reports issued by regulators;
- the re-appointment of external auditors, the fees payable to external auditors for the annual audit, interim review and other non-audit services;
- the Group's internal audit plan for 2008 and key issues identified;
- the deployment of human resources and pay level of the Internal Audit, and the department's budget for 2008; and
- the 2008 key performance indicators for and 2007 performance appraisal of the Head of Internal Audit and the Internal Audit Department.

The “**Policy on Staff Reporting of Irregularities**” adopted by the Board has **proved to be effective**. Last year, reports on a number of cases were received and handled satisfactorily through the channels and procedures set out in the said Policy.

The Audit Committee conducted an annual review of the effectiveness of the internal control systems of the Group in 2008. This review covered all material controls, including financial, operational and compliance controls as well as risk management. For detailed information on this topic, please refer to the “Internal Control” section below.

Six Audit Committee meetings were held during the year with an average attendance rate of 93%. Individual attendance records of the relevant Directors are set out as follows:

Director	Number of committee meetings attended	Attendance rate
Mr. SHAN Weijian (Chairman)	6 out of 6	100%
Mr. ZHOU Zaiqun	6 out of 6	100%
Dr. FUNG Victor Kwok King	5 out of 6	83%
Mr. KOH Beng Seng	6 out of 6	100%
Mr. TUNG Chee Chen	4 out of 6	67%
Mr. TUNG Savio Wai-Hok	6 out of 6	100%
Mdm. YANG Linda Tsao	6 out of 6	100%

Corporate Governance (continued)

Nomination and Remuneration Committee

The Nomination and Remuneration Committee currently has six members comprising two non-executive Directors and four independent non-executive Directors. The independent non-executive Directors represent two-thirds of the Committee members. The Committee is chaired by Mr. Sun Changji, Vice-chairman of the Board.

The Committee assists the Board in fulfilling its oversight role over the Bank and its subsidiaries in, among others, the following areas:

- overall human resources and remuneration strategies of the Group;
- selection and nomination of Directors, Board Committee members and certain senior executives as designated by the Board from time to time;
- structure, size and composition (including skills, experience and knowledge) of Directors and Board Committee members;
- remuneration of Directors, Board Committee members and designated senior management, and
- effectiveness of the Board and Board Committees.

The work performed by the Committee in 2008 included the review and where applicable, approval of:

- performance appraisal of the executive Directors and designated senior executives for year 2007;
- proposal on staff bonus for year 2007 and salary adjustment for year 2008 for the Group, including the designated senior executives;
- key performance indicators of the Group and the designated senior executives for year 2008;
- implementation progress of the Group's medium-term human resources strategies and other major human resources policies;
- reports on self-evaluation of the Board and Board Committees, which were analyzed by the Committee. The Committee also made recommendations to the Board regarding the results of the self-evaluation, with a view to further enhancing the role and effectiveness of the Board and Board Committees;
- recruitment of the Group's designated senior executives;
- formulation, review and amendment on major HR and compensation policies; and
- matters relating to the appointment of directors to the boards of certain major subsidiaries of the Group.

The **Nomination and Remuneration Committee** also has the delegated responsibility to **determine the specific remuneration packages of the executive Directors and designated senior executives**, including share options, benefits in kind, pension rights, etc. Currently the principal components of the Bank's remuneration packages for the executive Directors and designated senior executives include basic salary, discretionary bonus and other benefits in kind. A significant portion of the executive Directors' or designated senior executives' discretionary bonus is based on the Group's and the individual's performance during the year. The Committee reviews and recommends to the Board the annual performance targets for the executive Directors and designated senior executives by reference to the corporate goals and objectives approved by the Board from time to time. The Committee also reviews the performance of the executive Directors and designated senior executives against the targets set on an ongoing basis, and reviews and approves their specific performance-based remuneration.

Eight Nomination and Remuneration Committee meetings were held during the year with an average attendance rate of 92%. Individual attendance records of the relevant Directors are set out as follows:

Director	Number of committee meetings attended	Attendance rate
Mr. SUN Changji (Chairman)	8 out of 8	100%
Mr. LI Zaohang	8 out of 8	100%
Dr. FUNG Victor Kwok King	7 out of 8	87.5%
Mr. SHAN Weijian	7 out of 8	87.5%
Mr. TUNG Chee Chen	6 out of 8	75%
Mdm. YANG Linda Tsao	8 out of 8	100%

Corporate Governance (continued)

Risk Committee

The Risk Committee has three members in 2008. Two of them are independent non-executive Directors and one is a non-executive Director. The Committee is chaired by Mr. Koh Beng Seng, an independent non-executive Director. Mdm. Yang Linda Tsao, an independent non-executive director and the Chairlady of the Strategy and Budget Committee, attended the Risk Committee meetings from time to time as an observer.

The Committee assists the Board in fulfilling its oversight role over the Bank and its subsidiaries in, among others, the following areas:

- formulation of the risk appetite and risk management strategy of the Group, and determination of the Group's risk profile;
- identification, assessment and management of material risks faced by the various business units of the Group;
- review and assessment of the adequacy and effectiveness of the Group's risk management process, system and internal control;
- review and monitoring of the Group's capital management;
- review and monitoring of the Group's compliance with the risk management process, system and internal control, including the Group's compliance with prudential, legal and regulatory requirements governing the business of the Group;
- review and approval of high-level risk-related policies of the Group; and
- review of significant or high risk exposures and transactions.

The work performed by the Risk Committee in 2008 included the following:

- review of risk management limits;
- review of Group Operational Principles, Risk Management Policy Statement and a range of risk management policies covering strategic risk, reputation risk, credit risk, market risk, interest rate risk, liquidity risk, operational risk, legal and compliance risk and stress testing;
- review and monitoring of Basel II implementation especially the implementation progress of FIRB and ICAAP; as well as approval of FIRB models;
- approval of the Bank's Capital Management Policy, capital optimisation plans, ICAAP Framework and Minimum CAR, as well as BOCHK Group's Operating CAR Range;
- review of the fixed income investment strategy;
- review of significant high risk exposures and transactions; and
- review of various periodic risk management reports.

Nine Risk Committee meetings were held during the year with an average attendance rate of 100%. Individual attendance records of the relevant Directors are set out as follows:

Director	Number of committee meetings attended	Attendance rate
Mr. KOH Beng Seng (Chairman)	9 out of 9	100%
Mdm. ZHANG Yanling	9 out of 9	100%
Mr. TUNG Savio Wai-Hok	9 out of 9	100%

Strategy and Budget Committee

The Strategy and Budget Committee comprises four members: two independent non-executive directors, one non-executive director, and the Chief Executive, an executive Director. The Committee is chaired by Mdm. Yang Linda Tsao, an independent non-executive Director.

Corporate Governance (continued)

Strategy and Budget Committee (continued)

The Committee assists the Board in fulfilling its oversight role over the Bank and its subsidiaries in, among others, the following areas:

- draft, review, motion, and monitor the Group's medium to long-term strategy;
- review and monitor the Group's regular/periodic (including annual) business plan and financial budget;
- draft and review the process for formulating the Group's medium to long-term strategy to ensure that they are sufficiently robust to take into account a range of alternatives;
- monitor implementation of the Group's medium to long-term strategy through pre-determined metrics and provide guidance to Management; and
- make recommendations to the Board on major capital expenditures and strategic commitments of the Group and monitor implementation of the same.

During the year, the Strategy and Budget Committee monitored Management's implementation of the Group's medium to long-term strategy as approved by the Board. The Committee also played a prominent role in driving the formulation and implementation of the Group's key business strategies, including those for the development of the bank's China business and bank card's cooperation with China UnionPay. In early 2008, the Committee reviewed the 2008-2012 rolling strategic plan for the Group and the Group's 2008 financial budget and business plan, and recommended the same to the Board for approval. In late 2008, the Committee reviewed the Group's preliminary financial budget and business plan for 2009.

Eight Strategy and Budget Committee meetings were held during the year with an average attendance rate of 97%. Individual attendance records of the relevant Directors are set out as follows:

Director	Number of committee meetings attended	Attendance rate
Mdm. YANG Linda Tsao (Chairlady)	8 out of 8	100%
Mr. HE Guangbei	8 out of 8	100%
Mr. ZHOU Zaiqun	7 out of 8	87.5%
Mr. TUNG Savio Wai-Hok	8 out of 8	100%

Ad Hoc Committees

The Board established an ad hoc Independent Board Committee and an ad hoc Search Committee during the year.

Search Committee

Following the resignation of Mr. Chan Tze Ching, Deputy Chief Executive (Financial Markets) in March 2008, the Search Committee was convened to conduct a global and open recruitment to search for a suitably qualified replacement. The Committee was chaired by Dr. Fung Victor Kwok King, independent non-executive Director. Its members included Mr. Sun Changji, Mr. He Guangbei, and independent non-executive Directors Mr. Koh Beng Seng, Mr. Shan Weijian, Mr. Tung Chee Chen, Mr. Tung Savio Wai-Hok and Mdm. Yang Linda Tsao. The Committee has engaged an independent professional search firm to assist the Committee in conducting a global and open recruitment. After several rounds of selection and with the recommendation of the Nomination and Remuneration Committee, the Board resolved to appoint Mr. Wong David See Hong as the Deputy Chief Executive of the Group with effect from 1 July 2008 to provide overall leadership for the financial market business lines covering Investment, Global Markets, Cash Management, Custody, Investment and Insurance products, and other capital market related business lines.

In August 2008, the Board resolved to recruit a Chief Operating Officer of the Group to provide overall leadership and oversight to the Group's IT, bank-wide operations, business optimisation and corporate services. With the assistance of a professional search firm, the Committee, comprising all the above-mentioned members together with Mr. Li Zaohang, a non-executive Director, was convened to conduct an open recruitment and has made substantive progress to date. As a result of the forthcoming retirement of Mr. Lee Raymond Wing Hung, executive Director and Chief Financial Officer, from 1 June 2009, the Committee has been convened in February 2009 to conduct an open and global recruitment to search for a suitably qualified candidate to fill the position of the Chief Financial Officer of the Group.

Corporate Governance (continued)

Independent Board Committee

Pursuant to the Board's resolutions, an Independent Board Committee was set up in May and November 2008 respectively to review and approve the respective proposals for borrowing subordinated loan from BOC to enhance the Bank's supplementary capital. The Committee comprised all the independent non-executive Directors of the Bank and was chaired by Mr. Tung Chee Chen. The Committee has engaged an independent financial adviser for the purpose of assisting the Committee to review the proposed subordinated loans from BOC and the terms thereof. On the basis of the independent financial adviser's affirmative advice and its own review, the Committee is satisfied that the terms of the subordinated loans are fair and reasonable, on normal commercial terms and arm's length basis, and are in the interests of the Bank and its shareholders taken as a whole.

Directors' Securities Transactions

The Bank has adopted the "Code for Securities Transactions by Directors" to govern securities transactions by Directors relating to BOCHK (Holdings) and BOC. The Bank had made specific enquiry of all Directors, who confirmed that they had complied with the standards set out in the said Code throughout year 2008.

External Auditors

Pursuant to the "Policy on External Auditors" adopted by the Board, the **Audit Committee** reviewed and monitored and **was satisfied with the independence and objectivity of PricewaterhouseCoopers**, the Group's external auditors, **and the effectiveness of their audit procedures**, based on the principles and standards set out in the policy that were in line with international best practices. Upon the recommendation of the Audit Committee, the Board will propose that PricewaterhouseCoopers be re-appointed as auditors of the Group at the Bank's 2009 annual general meeting. Subject to authorisation by the shareholders, the Board will authorise the Audit Committee to determine the remuneration of PricewaterhouseCoopers. For 2008, the fee charged by PricewaterhouseCoopers was HK\$37 million, of which HK\$32 million was for audit services and HK\$5 million related to other services. For 2007, the fee charged by PricewaterhouseCoopers was HK\$36 million, of which HK\$31 million was for audit services and HK\$5 million related to other services.

The Audit Committee was satisfied that the non-audit services did not affect the independence of PricewaterhouseCoopers. The non-audit service fees paid to PricewaterhouseCoopers in 2008 comprised mainly the tax-related services fee of HK\$3 million, fee in relation to advisory service on New Accounting Standard, Cut-off Date Audit and Capital Injection Verification for Nanyang Commercial Bank (China) Limited of HK\$1 million and miscellaneous non-audit services fee of HK\$1 million.

Internal Control

The Board has the responsibility to ensure that the Group maintains sound and effective internal controls to safeguard the Group's assets. According to the Board's delegation, the Management is responsible for the day-to-day operations and risk management.

The internal control system is designed to maximise assurance against material misstatement or loss; to manage the risk of system failure; and to assist in the achievement of the Group's objectives. In addition to safeguarding the Group's assets, it also ensures the maintenance of proper accounting records and compliance with relevant laws and regulations.

The Group conducts an annual review of the effectiveness of its internal control systems covering all material controls, including financial, operational and compliance controls as well as risk management. The review is conducted by making reference to the guidelines and definitions given by the regulatory and professional bodies for the purpose of assessing five different internal control elements, namely, the control environment, risk assessment, control activities, information and communication, and monitoring. The assessment covers all the major internal controls and measures, including financial, operational and compliance controls as well as risk management functions. The annual review is coordinated by the Group's Internal Audit, which, after the Management and various business departments have performed their self-assessment, will carry out an independent examination and other post-assessment work on the review process and results. The results of the 2008 review have been reported to the Audit Committee and the Board.

Corporate Governance (continued)

Internal Control (continued)

The key procedures that the Group has essentially established and implemented to provide internal controls are summarised as follows:

- with a Management that functions under a rational organisational structure and whose authority and responsibility are clearly delineated, the Group has formulated policies and procedures to ensure reasonable checks and balances for all the operating units, reasonable safeguard for the Group's assets, the implementation of internal controls and adherence to relevant laws and regulations and risk management in its operations;
- the Management draws up and continuously monitors the implementation of the Group's strategies, business plans and financial budgets. The accounting and management systems that are in place provide the basis for evaluating financial and operational performance;
- the Group has various risk management and human resources policies. There are specific units and personnel that are responsible for identifying, assessing and managing all the major risks. These include reputation, strategic, legal, compliance, credit, market, operational, liquidity and interest rate risks; (The Group's risk management governance structure is given on page 312 to page 322 in this Annual Report.)
- the Group has established an information technology governance structure that produces a range of reports on information systems and management, including information on the monitoring of various business units, financial information and operating performance. Such information facilitates the Management, business units and the regulatory bodies in assessing and monitoring the Group's operation and performance. Proper communication channels and reporting mechanisms are in place at various business units and levels to facilitate exchange of information;
- pursuant to a risk-based approach and in accordance with the internal audit plan approved by the Audit Committee, the Group's Internal Audit conducts independent reviews on such aspects as financial activities, various business units, various kinds of risks, operations and activities. Audit reports are submitted directly to the Audit Committee. Internal Audit will closely follow up on the items that require attention in a systematic way and will report to the Audit Committee and the Management in a timely manner; and
- the Audit Committee reviews the reports submitted by external auditors to the Group's Management in connection with the annual audit as well as the recommendations made by regulatory bodies on internal control. Internal Audit will follow up on the same to ensure timely implementation of the recommendations, and will also periodically report the status of the implementation to the Management and the Audit Committee.

The Group is committed to maintaining and upholding good corporate governance practices and internal control system of all subsidiaries and foreign operations are reviewed regularly. During the year of 2008, continuous improvement on the organisation structure and segregation of duty, the risk management policy and procedure, and the enhancement of disclosure transparency have been undertaken. In response to the dramatic changes in the economic environment resulting from the global economic crisis, the Group has implemented a series of measures and undertaken an on-going review on the effectiveness and efficiency of the internal control mechanism. In 2008, areas for improvement have been identified and appropriate measures have been implemented.

Directors' Responsibility Statement in relation to Financial Statements

The following statement should be read in conjunction with the auditors' statement of their responsibilities as set out in the auditors' report contained in this Annual Report. The statement is made with a view to distinguishing for shareholders the respective responsibilities of the Directors and of the auditors in relation to the financial statements.

The Directors are required by the Hong Kong Companies Ordinance to prepare financial statements, which give a true and fair view of the state of affairs of the Bank. The financial statements should be prepared on a going concern basis unless it is not appropriate to do so. The Directors have responsibility for ensuring that the Bank keeps accounting records which disclose with reasonable accuracy at any time the financial position of the Bank and which enable them to ensure that the financial statements comply with the requirements of the Hong Kong Companies Ordinance. The Directors also have general responsibilities for taking such steps as are reasonably open to them to safeguard the assets of the Group and to prevent and detect fraud and other irregularities.

The Directors consider that in preparing the financial statements contained in this Annual Report, the Bank has adopted appropriate accounting policies which have been consistently applied with the support of reasonable and prudent judgements and estimates, and that all accounting standards which they consider to be applicable have been followed.

独立核数师报告

致中国银行（香港）有限公司股东
（于香港注册成立的有限公司）

本核数师（以下简称「我们」）已审核列载于第27至第311页中国银行（香港）有限公司（「贵银行」）及其附属公司（以下合称「贵集团」）的综合财务报表，此综合财务报表包括于二零零八年十二月三十一日的综合及公司资产负债表与截至该日止年度的综合收益表、综合及公司权益变动表和综合现金流量表，以及主要会计政策摘要及其他附注解释。

董事就财务报表须承担的责任

贵银行董事须负责根据香港会计师公会颁布的香港财务报告准则及香港《公司条例》编制及真实而公平地列报该等综合财务报表。这责任包括设计、实施及维护与编制及真实而公平地列报财务报表相关的内部控制，以使财务报表不存在由于欺诈或错误而导致的重大错误陈述；选择和应用适当的会计政策；及按情况下作出合理的会计估计。

核数师的责任

我们的责任是根据我们的审核对该等综合财务报表作出意见，并按照香港《公司条例》第141条仅向整体股东报告，除此之外本报告别无其他目的。我们不会就本报告的内容向任何其他人士负上或承担任何责任。


我们已根据香港会计师公会颁布的香港审计准则进行审核。这些准则要求我们遵守道德规范，并规划及执行审核，以合理确定此等财务报表是否不存有任何重大错误陈述。

审核涉及执行程序以获取有关财务报表所载金额及披露资料的审核凭证。所选定的程序取决于核数师的判断，包括评估由于欺诈或错误而导致财务报表存有重大错误陈述的风险。在评估该等风险时，核数师考虑与该公司编制及真实而公平地列报财务报表相关的内部控制，以设计适当的审核程序，但并非为对公司的内部控制的效能发表意见。审核亦包括评价董事所采用的会计政策的合适性及所作出的会计估计的合理性，以及评价财务报表的整体列报方式。

我们相信，我们所获得的审核凭证是充足和适当地为我们的审核意见提供基础。

意见

我们认为，该等综合财务报表已根据香港财务报告准则真实而公平地反映贵银行及贵集团于二零零八年十二月三十一日的事务状况及贵集团截至该日止年度的利润及现金流量，并已按照香港《公司条例》妥为编制。



罗兵咸永道会计师事务所
执业会计师

香港，2009年3月24日

INDEPENDENT AUDITOR'S REPORT

To the shareholders of

Bank of China (Hong Kong) Limited

(Incorporated in Hong Kong with limited liability)

We have audited the consolidated financial statements of Bank of China (Hong Kong) Limited (the "Bank") and its subsidiaries (together, the "Group") set out on pages 27 to 311, which comprise the consolidated and company balance sheets as at 31 December 2008, and the consolidated income statement, the consolidated and company statements of changes in equity and the consolidated cash flow statement for the year then ended, and a summary of significant accounting policies and other explanatory notes.

Directors' responsibility for the financial statements

The directors of the Bank are responsible for the preparation and the true and fair presentation of these consolidated financial statements in accordance with Hong Kong Financial Reporting Standards issued by the Hong Kong Institute of Certified Public Accountants, and the Hong Kong Companies Ordinance. This responsibility includes designing, implementing and maintaining internal control relevant to the preparation and the true and fair presentation of financial statements that are free from material misstatement, whether due to fraud or error; selecting and applying appropriate accounting policies; and making accounting estimates that are reasonable in the circumstances.

Auditor's responsibility

Our responsibility is to express an opinion on these consolidated financial statements based on our audit and to report our opinion solely to you, as a body, in accordance with section 141 of the Hong Kong Companies Ordinance and for no other purpose. We do not assume responsibility towards or accept liability to any other person for the contents of this report.

We conducted our audit in accordance with Hong Kong Standards on Auditing issued by the Hong Kong Institute of Certified Public Accountants. Those standards require that we comply with ethical requirements and plan and perform the audit to obtain reasonable assurance as to whether the financial statements are free from material misstatement.

An audit involves performing procedures to obtain audit evidence about the amounts and disclosures in the financial statements. The procedures selected depend on the auditor's judgment, including the assessment of the risks of material misstatement of the financial statements, whether due to fraud or error. In making those risk assessments, the auditor considers internal control relevant to the entity's preparation and true and fair presentation of the financial statements in order to design audit procedures that are appropriate in the circumstances, but not for the purpose of expressing an opinion on the effectiveness of the entity's internal control. An audit also includes evaluating the appropriateness of accounting policies used and the reasonableness of accounting estimates made by the directors, as well as evaluating the overall presentation of the financial statements.

We believe that the audit evidence we have obtained is sufficient and appropriate to provide a basis for our audit opinion.

Opinion

In our opinion, the consolidated financial statements give a true and fair view of the state of affairs of the Bank and of the Group as at 31 December 2008 and of the Group's profit and cash flows for the year then ended in accordance with Hong Kong Financial Reporting Standards and have been properly prepared in accordance with the Hong Kong Companies Ordinance.



PricewaterhouseCoopers
Certified Public Accountants

Hong Kong, 24 March 2009

綜合收益表

Consolidated Income Statement

截至 12 月 31 日止年度

For the year ended 31 December

		附注 Notes	2008 港币百万元 HK\$m	2007 港币百万元 HK\$m
利息收入	Interest income		34,185	45,309
利息支出	Interest expense		(15,186)	(26,769)
净利息收入	Net interest income	5	18,999	18,540
服务费及佣金收入	Fees and commission income		7,475	8,480
服务费及佣金支出	Fees and commission expenses		(2,011)	(1,897)
净服务费及佣金收入	Net fees and commission income	6	5,464	6,583
净交易性收入	Net trading income	7	1,914	1,013
界定为以公允价值变化计入损益 之金融工具净亏损	Net loss on financial instruments designated at fair value through profit or loss		(316)	(25)
证券投资之净亏损	Net loss on investment in securities	8	(15)	(53)
其他经营收入	Other operating income	9	434	756
提取减值准备前之净经营收入	Net operating income before impairment allowances		26,480	26,814
减值准备净拨备	Net charge of impairment allowances	10	(9,843)	(1,448)
净经营收入	Net operating income		16,637	25,366
经营支出	Operating expenses	11	(8,636)	(7,659)
经营溢利	Operating profit		8,001	17,707
投资物业出售 / 公允价值调整之 净 (亏损) / 收益	Net (loss)/gain from disposal of/fair value adjustments on investment properties	12	(118)	1,064
出售 / 重估物业、厂房及设备 之净收益	Net gain from disposal/revaluation of properties, plant and equipment	13	18	28
应占联营公司之溢利扣减亏损	Share of profits less losses of associates	27	7	3
除税前溢利	Profit before taxation		7,908	18,802
税项	Taxation	14	(1,170)	(3,255)
年度溢利	Profit for the year		6,738	15,547
应占溢利:	Attributable to:			
本银行股东权益	Equity holders of the Bank		6,517	15,277
少数股东权益	Minority interests		221	270
			6,738	15,547
股息	Dividends	16	3,960	14,376

第 35 页至第 311 页之附注属本财务报表之组成部分。 The notes on pages 35 to 311 are an integral part of these financial statements.

綜合資產負債表

于 12 月 31 日

Consolidated Balance Sheet

As at 31 December

		附注 Notes	2008 港币百万 HK\$'m	2007 港币百万元 HK\$'m
资产	ASSETS			
库存现金及在银行及其他金融 机构的结余	Cash and balances with banks and other financial institutions	20	153,268	159,052
一至十二个月内到期之银行及 其他金融机构存款	Placements with banks and other financial institutions maturing between one and twelve months		89,718	53,154
公允价值变化计入损益之金融资产	Financial assets at fair value through profit or loss	21	16,404	10,302
衍生金融工具	Derivative financial instruments	22	19,628	14,477
香港特别行政区政府负债证明 书	Hong Kong SAR Government certificates of indebtedness		34,200	32,770
贷款及其他账项	Advances and other accounts	23	470,220	420,212
证券投资	Investment in securities	25	289,353	297,048
联营公司权益	Interests in associates	27	88	83
投资物业	Investment properties	28	7,727	8,058
物业、厂房及设备	Properties, plant and equipment	29	22,788	23,288
递延税项资产	Deferred tax assets	36	47	10
其他资产	Other assets	30	14,555	20,776
资产总额	Total assets		1,117,996	1,039,230
负债	LIABILITIES			
香港特别行政区流通纸币	Hong Kong SAR currency notes in circulation	31	34,200	32,770
银行及其他金融机构之存款及 结余	Deposits and balances of banks and other financial institutions		88,779	60,599
公允价值变化计入损益之金融负债	Financial liabilities at fair value through profit or loss	32	21,938	11,405
衍生金融工具	Derivative financial instruments	22	20,450	11,082
客户存款	Deposits from customers	33	805,866	794,247
按摊销成本发行之债务证券	Debt securities in issue at amortised cost		1,042	2,089
其他账项及准备	Other accounts and provisions	34	33,662	38,569
本年税项负债	Current tax liabilities		441	1,210
递延税项负债	Deferred tax liabilities	36	2,799	3,967
后偿负债	Subordinated liabilities	37	26,604	-
负债总额	Total liabilities		1,035,781	955,938

综合资产负债表（续） Consolidated Balance Sheet (continued)

于 12 月 31 日

As at 31 December

		附注 Notes	2008	2007
			港币百万元 HK\$m	港币百万元 HK\$m
资本	EQUITY			
股本	Share capital	38	43,043	43,043
储备	Reserves	39	37,714	38,700
本银行股东应占股本和储备	Capital and reserves attributable to the equity holders of the Bank		80,757	81,743
少数股东权益	Minority interests		1,458	1,549
资本总额	Total equity		82,215	83,292
负债及资本总额	Total liabilities and equity		1,117,996	1,039,230

第 35 页至第 311 页之附注属本财务报表之组成部分。 The notes on pages 35 to 311 are an integral part of these financial statements.


经董事会于 2009 年 3 月 24 日通过核准并由以下人士代表签署： Approved by the Board of Directors on 24 March 2009 and signed on behalf of the Board by:




肖钢 XIAO Gang
董事 Director



孙昌基 SUN Changji
董事 Director



和广北 HE Guangbei
董事 Director



李永鸿 LEE Wing Hung
财务总监 Chief Financial Officer

资产负债表

于 12 月 31 日

Balance Sheet

As at 31 December

		附注 Notes	2008 港币百万 HK\$m	2007 港币百万元 HK\$m
资产	ASSETS			
库存现金及在银行及其他金融 机构的结余	Cash and balances with banks and other financial institutions	20	133,433	134,020
一至十二个月内到期之银行及其 他金融机构存款	Placements with banks and other financial institutions maturing between one and twelve months		67,900	31,887
公允价值变化计入损益之金融资产	Financial assets at fair value through profit or loss	21	13,036	6,369
衍生金融工具	Derivative financial instruments	22	18,633	13,972
香港特别行政区政府负债证明书	Hong Kong SAR Government certificates of indebtedness		34,200	32,770
贷款及其他账项	Advances and other accounts	23	385,860	341,896
证券投资	Investment in securities	25	264,953	271,049
附属公司权益	Interests in subsidiaries	26	12,401	12,866
联营公司权益	Interests in associates	27	12	12
投资物业	Investment properties	28	7,279	7,595
物业、厂房及设备	Properties, plant and equipment	29	17,549	18,261
递延税项资产	Deferred tax assets	36	3	-
其他资产	Other assets	30	13,625	18,560
资产总额	Total assets		968,884	889,257
负债	LIABILITIES			
香港特别行政区流通纸币	Hong Kong SAR currency notes in circulation	31	34,200	32,770
银行及其他金融机构之存款及结 余	Deposits and balances of banks and other financial institutions		87,843	56,207
公允价值变化计入损益之金融负债	Financial liabilities at fair value through profit or loss	32	20,469	8,116
衍生金融工具	Derivative financial instruments	22	19,566	10,788
客户存款	Deposits from customers	33	679,251	673,580
其他账项及准备	Other accounts and provisions	34	27,868	31,378
本年税项负债	Current tax liabilities		296	855
递延税项负债	Deferred tax liabilities	36	2,230	3,352
后偿负债	Subordinated liabilities	37	26,604	-
负债总额	Total liabilities		898,327	817,046

资产负债表（续）

于 12 月 31 日

Balance Sheet (continued)

As at 31 December

		附注 Notes	2008	2007
			港币百万元 HK\$'m	港币百万元 HK\$'m
资本	EQUITY			
股本	Share capital	38	43,043	43,043
储备	Reserves	39	27,514	29,168
本银行股东应占股本和储备	Capital and reserves attributable to the equity holders of the Bank		70,557	72,211
负债及资本总额	Total liabilities and equity		968,884	889,257

第 35 页至第 311 页之附注属本财务报表之组成部分。 The notes on pages 35 to 311 are an integral part of these financial statements.


经董事会于 2009 年 3 月 24 日通过核准并由以下人士代表签署： Approved by the Board of Directors on 24 March 2009 and signed on behalf of the Board by:




肖钢 XIAO Gang
董事 Director



孙昌基 SUN Changji
董事 Director



和广北 HE Guangbei
董事 Director



李永鸿 LEE Wing Hung
财务总监 Chief Financial Officer

综合权益变动表

Consolidated Statement of Changes in Equity

		归属于本银行股东 Attributable to equity holders of the Bank								
		股本 Share capital	房产 重估储备 Premises revaluation reserve	可供出售 证券公平 价值 变动储备 Reserve for fair value changes of available-for- sale securities	法定储备* Regulatory reserve*	换算储备 Translation reserve	留存盈利 Retained earnings	总计 Total	少数股东 权益 Minority interests	资本总额 Total equity
		港币百万元 HK\$m	港币百万元 HK\$m	港币百万元 HK\$m	港币百万元 HK\$m	港币百万元 HK\$m	港币百万元 HK\$m	港币百万元 HK\$m	港币百万元 HK\$m	港币百万元 HK\$m
于 2007 年 1 月 1 日	At 1 January 2007	43,043	6,154	(115)	3,621	-	26,298	79,001	1,419	80,420
年度之净溢利	Net profit for the year	-	-	-	-	-	15,277	15,277	270	15,547
货币换算差额	Currency translation difference	-	-	-	-	14	-	14	-	14
2006 年已付股息	2006 dividend paid	-	-	-	-	-	-	-	(79)	(79)
2007 年中期股息	2007 interim dividend	-	-	-	-	-	(14,376)	(14,376)	(78)	(14,454)
房产重估	Revaluation of premises	-	2,908	-	-	-	-	2,908	17	2,925
因房产出售之转拨	Release upon disposal of premises	-	(23)	-	-	-	23	-	-	-
可供出售证券之公允价值变化 计入股东权益	Change in fair value of available-for-sale securities taken to equity	-	-	(917)	-	-	-	(917)	3	(914)
由可供出售证券转至持有至 到期日证券产生之摊销	Amortisation with respect to available-for-sale securities transferred to held-to-maturity securities	-	-	12	-	-	(115)	(103)	-	(103)
减值拨备净额转拨损益	Net impairment charges transferred to income statement	-	-	289	-	-	-	289	-	289
因出售可供出售证券之储备 转拨	Release of reserve upon disposal of available-for-sale securities	-	-	17	-	-	-	17	-	17
递延税项之转拨	Release of deferred tax	-	(476)	109	-	-	-	(367)	(3)	(370)
留存盈利转拨	Transfer from retained earnings	-	-	-	509	-	(509)	-	-	-
于 2007 年 12 月 31 日	At 31 December 2007	43,043	8,563	(605)	4,130	14	26,598	81,743	1,549	83,292
本银行及附属公司	Bank and subsidiaries	43,043	8,563	(605)	4,130	14	26,553	81,698	-	-
联营公司	Associates	-	-	-	-	-	45	45	-	-
		43,043	8,563	(605)	4,130	14	26,598	81,743	-	-
于 2008 年 1 月 1 日	At 1 January 2008	43,043	8,563	(605)	4,130	14	26,598	81,743	1,549	83,292
年度之净溢利	Net profit for the year	-	-	-	-	-	6,517	6,517	221	6,738
货币换算差额	Currency translation difference	-	-	-	-	212	-	212	-	212
2007 年已付股息	2007 dividend paid	-	-	-	-	-	-	-	(107)	(107)
2008 年中期股息	2008 interim dividend	-	-	-	-	-	(3,960)	(3,960)	(217)	(4,177)
房产重估	Revaluation of premises	-	(261)	-	-	-	-	(261)	9	(252)
因房产出售之转拨	Release upon disposal of premises	-	(103)	-	-	-	103	-	-	-
可供出售证券之公允价值变化 计入股东权益	Change in fair value of available-for-sale securities taken to equity	-	-	(9,372)	-	-	-	(9,372)	4	(9,368)
由可供出售证券转至持有至 到期日证券产生之摊销	Amortisation with respect to available-for-sale securities transferred to held-to-maturity securities	-	-	1	-	-	(88)	(87)	-	(87)
减值拨备净额转拨损益	Net impairment charges transferred to income statement	-	-	5,109	-	-	-	5,109	-	5,109
因出售可供出售证券之储备 转拨	Release of reserve upon disposal of available-for-sale securities	-	-	15	-	-	-	15	-	15
递延税项之转拨	Release of deferred tax	-	114	727	-	-	-	841	(1)	840
留存盈利转拨	Transfer from retained earnings	-	-	-	373	-	(373)	-	-	-
于 2008 年 12 月 31 日	At 31 December 2008	43,043	8,313	(4,125)	4,503	226	28,797	80,757	1,458	82,215
本银行及附属公司	Bank and subsidiaries	43,043	8,313	(4,125)	4,503	226	28,747	80,707	-	-
联营公司	Associates	-	-	-	-	-	50	50	-	-
		43,043	8,313	(4,125)	4,503	226	28,797	80,757	-	-

* 除按香港会计准则第 39 号对贷款提取减值准备外，按金管局要求拨转部分留存盈利至法定储备用作银行一般风险之用（包括未来损失或其他不可预期风险）。

* In accordance with the requirements of the HKMA, the amounts are set aside for general banking risks, including future losses or other unforeseeable risks, in addition to the loan impairment allowances recognised under HKAS 39.

权益变动表

Statement of Changes in Equity

		归属于本银行股东 Attributable to equity holders of the Bank						
		股本 Share capital	房产 重估储备 Premises revaluation reserve	可供出售 证券公平 价值变动 储备 Reserve for fair value changes of available-for-sale securities	法定储备* Regulatory reserve*	换算储备 Translation reserve	留存盈利 Retained earnings	资本总额 Total equity
		港币百万元 HK\$m	港币百万元 HK\$m	港币百万元 HK\$m	港币百万元 HK\$m	港币百万元 HK\$m	港币百万元 HK\$m	港币百万元 HK\$m
于 2007 年 1 月 1 日	At 1 January 2007	43,043	4,663	(110)	3,058	-	21,866	72,520
年度之净溢利	Net profit for the year	-	-	-	-	-	12,701	12,701
货币换算差额	Currency translation difference	-	-	-	-	4	-	4
2007 年中期股息	2007 interim dividend	-	-	-	-	-	(14,376)	(14,376)
房产重估	Revaluation of premises	-	2,336	-	-	-	-	2,336
因房产出售之转拨	Release upon disposal of premises	-	(10)	-	-	-	10	-
可供出售证券之公平价值变化计入 股东权益	Change in fair value of available-for-sale securities taken to equity	-	-	(917)	-	-	-	(917)
由可供出售证券转至持有至到期 日证券产生之摊销	Amortisation with respect to available-for-sale securities transferred to held-to-maturity securities	-	-	6	-	-	(91)	(85)
减值拨备净额转拨损益	Net impairment charges transferred to income statement	-	-	289	-	-	-	289
因出售可供出售证券之储备转拨	Release of reserve upon disposal of available-for-sale securities	-	-	19	-	-	-	19
递延税项之转拨	Release of deferred tax	-	(390)	110	-	-	-	(280)
留存盈利转拨	Transfer from retained earnings	-	-	-	367	-	(367)	-
于 2007 年 12 月 31 日	At 31 December 2007	43,043	6,599	(603)	3,425	4	19,743	72,211
于 2008 年 1 月 1 日	At 1 January 2008	43,043	6,599	(603)	3,425	4	19,743	72,211
年度之净溢利	Net profit for the year	-	-	-	-	-	6,123	6,123
货币换算差额	Currency translation difference	-	-	-	-	10	-	10
2008 年中期股息	2008 interim dividend	-	-	-	-	-	(3,960)	(3,960)
房产重估	Revaluation of premises	-	(385)	-	-	-	-	(385)
因房产出售之转拨	Release upon disposal of premises	-	(100)	-	-	-	100	-
可供出售证券之公平价值变化计入 股东权益	Change in fair value of available-for-sale securities taken to equity	-	-	(9,353)	-	-	-	(9,353)
由可供出售证券转至持有至到期 日证券产生之摊销	Amortisation with respect to available-for-sale securities transferred to held-to-maturity securities	-	-	(5)	-	-	(65)	(70)
减值拨备净额转拨损益	Net impairment charges transferred to income statement	-	-	5,109	-	-	-	5,109
因出售可供出售证券之储备转拨	Release of reserve upon disposal of available-for-sale securities	-	-	15	-	-	-	15
递延税项之转拨	Release of deferred tax	-	154	703	-	-	-	857
留存盈利转拨	Transfer from retained earnings	-	-	-	331	-	(331)	-
于 2008 年 12 月 31 日	At 31 December 2008	43,043	6,268	(4,134)	3,756	14	21,610	70,557

* 除按香港会计准则第 39 号对贷款提取减值准备外,按金管局要求拨转部分留存盈利至法定储备用作银行一般风险之用(包括未来损失或其他不可预期风险)。

* In accordance with the requirements of the HKMA, the amounts are set aside for general banking risks, including future losses or other unforeseeable risks, in addition to the loan impairment allowances recognised under HKAS 39.

第 35 页至第 311 页之附注属本财务报表之组成部分。 The notes on pages 35 to 311 are an integral part of these financial statements.

综合现金流量表

截至 12 月 31 日止年度

Consolidated Cash Flow Statement

For the year ended 31 December

	附注 Notes	2008 港币百万元 HK\$'m	2007 港币百万元 HK\$'m
经营业务之现金流量			
除税前经营现金之流入	40(a)	2,663	42,157
支付香港利得税		(2,173)	(2,822)
支付海外利得税		(131)	(85)
经营业务之现金流入净额		359	39,250
投资业务之现金流量			
购入物业、厂房及设备	29	(814)	(1,145)
收购联营公司	27	-	(24)
出售物业、厂房及设备所得款项		104	40
出售投资物业所得款项		200	208
联营公司清盘所得款项	27	-	1
收取联营公司股息	27	2	3
投资业务之现金流出净额		(508)	(917)
融资业务之现金流量			
支付本银行股东股息		(3,960)	(14,376)
支付少数股东股息		(324)	(157)
后偿贷款所得款项		27,519	-
支付后偿贷款利息		(218)	-
融资业务之现金流入 / (流出) 净额		23,017	(14,533)
现金及等同现金项目增加		22,868	23,800
于 1 月 1 日之现金及等同现金项目		152,057	128,257
于 12 月 31 日之现金及等同现金项目	40(b)	174,925	152,057

第 35 页至第 311 页之附注属本财务报表之组成部分。 The notes on pages 35 to 311 are an integral part of these financial statements.

财务报表附注

Notes to the Financial Statements

1. 主要业务

1. Principal activities

本集团主要于香港从事提供银行及相关之金融服务。

The Group is principally engaged in the provision of banking and related financial services in Hong Kong.

本银行是一家于香港成立的有限债务公司。公司注册地址是香港花园道1号中银大厦14楼。

The Bank is a limited liability company incorporated in Hong Kong. The address of its registered office is 14/F, Bank of China Tower, 1 Garden Road, Hong Kong.

2. 主要会计政策摘要

2. Summary of significant accounting policies

用于编制本综合财务报表之主要会计政策详列如下。

The principal accounting policies applied in the preparation of these consolidated financial statements are set out below.

除特别注明外，该等会计政策均被一致地应用于所有列示之财务年度中。

These policies have been consistently applied to all the years presented, unless otherwise stated.

2.1 编制基准

2.1 Basis of preparation

本集团之综合财务报表乃按照香港会计师公会颁布之香港财务报告准则（香港财务报告准则为一统称，当中包括所有适用之香港财务报告准则、香港会计准则及诠释）编制，并符合香港公认会计准则及香港公司条例之规定。

The consolidated financial statements of the Group have been prepared in accordance with Hong Kong Financial Reporting Standards (HKFRSs is a collective term which includes all applicable individual Hong Kong Financial Reporting Standards, HKASs and Interpretations) issued by the HKICPA, HK GAAP and the requirements of the Hong Kong Companies Ordinance.

本综合财务报表乃按历史成本法编制，惟就重估可供出售证券、以公允价值变化计入损益的金融资产及金融负债（包括衍生金融工具）、以公允价值列账之投资物业及以公允价值或重估值扣除累计折旧及累计减值损失后列账之房产作出调整。

The consolidated financial statements have been prepared under the historical cost convention, as modified by the revaluation of available-for-sale securities, financial assets and financial liabilities (including derivative financial instruments) at fair value through profit or loss, investment properties which are carried at fair value and premises which are carried at fair value or revalued amount less accumulated depreciation and accumulated impairment losses.

按照香港财务报告准则编制财务报表时，需采用若干重大之会计估算。管理层亦需于采用本集团之会计政策时作出有关判断。当中涉及高度判断、复杂之范畴、或对综合财务报表而言属重大影响之假设及估算，已载于附注3。

The preparation of financial statements in conformity with HKFRSs requires the use of certain critical accounting estimates. It also requires management to exercise its judgement in the process of applying the Group's accounting policies. The areas involving a higher degree of judgement or complexity, or areas where assumptions and estimates are significant to the consolidated financial statements are disclosed in Note 3.

财务报表附注 (续) Notes to the Financial Statements (continued)

2. 主要会计政策摘要 (续) 2. Summary of significant accounting policies (continued)

2.1 编制基准 (续)

新采纳之香港财务报告准则

香港会计准则第 39 号「金融工具 — 确认及计量」, 对金融资产重新分类的修订容许在符合特定的条件下, 金融资产可由持作交易用途及可供出售的类别重新分类为其他类别。相关的香港财务报告准则第 7 号「金融工具 — 披露」的修订引入关于金融资产由持作交易用途及可供出售重新分类为其他类别的披露要求。该修订于 2008 年 7 月 1 日以非追溯应用方式生效。该修订对本集团的财务报表没有任何影响, 因为本集团没有重新分类任何金融资产。

已于 2008 年生效但与本集团运作不相关之对现行准则之诠释

以下对现行准则之诠释于 2008 年 1 月 1 日起开始的会计年度经已生效, 但与本集团之运作并不相关:

- HK(IFRIC)-Int 11「香港财务报告准则第 2 号有关集团及库存股票之交易」(于 2007 年 3 月 1 日起开始的会计年度生效)。
- HK(IFRIC)-Int 12「服务经营权安排」(于 2008 年 1 月 1 日起开始的会计年度生效)。
- HK(IFRIC)-Int 14「香港会计准则第 19 号 — 界定福利资产的最低资金规定及其互动性」(于 2008 年 1 月 1 日起开始的会计年度生效)。

2.1 Basis of preparation (continued)

Newly adopted HKFRSs

The HKAS 39, 'Financial instruments: Recognition and measurement', amendment on reclassification of financial assets permits reclassification of certain financial assets out of the held-for-trading and available-for-sale categories if specified conditions are met. The related amendment to HKFRS 7, 'Financial instruments: Disclosures', introduces disclosure requirements with respect to financial assets reclassified out of the held-for-trading and available-for-sale categories. The amendment is effective prospectively from 1 July 2008. This amendment does not have any impact on the Group's financial statements as the Group has not reclassified any financial assets.

Interpretations to existing standards already effective in 2008 but not relevant to the Group's operations

The following Interpretations to existing standards have already been effective for accounting periods beginning on 1 January 2008 but are not relevant to the Group's operations:

- HK(IFRIC)-Int 11, 'HKFRS 2 Group and Treasury Share Transactions' (effective for annual periods beginning on or after 1 March 2007).
- HK(IFRIC)-Int 12, 'Service Concession Arrangements' (effective for annual periods beginning on or after 1 January 2008).
- HK(IFRIC)-Int 14, 'HKAS 19 - The Limit on a Defined Benefit Asset, Minimum Funding Requirements and their Interaction' (effective for annual periods beginning on or after 1 January 2008).

财务报表附注 (续) Notes to the Financial Statements (continued)

2. 主要会计政策摘要 (续) 2. Summary of significant accounting policies (continued)

2.1 编制基准 (续)

未被本集团提早采纳而且并未生效之准则及对现行准则之诠释

本集团没有提前采纳以下经已颁布但于2008年1月1日起开始的会计年度尚未生效之准则及对现行准则之诠释:

- 香港会计准则第1号(经修订)「财务报表的列示」(于2009年1月1日起开始生效)。该经修订的准则将会禁止收入及支出(即「非股东权益变动」)的项目列示于权益变动表,而要求「非股东权益变动」与股东权益变动分别列示。所有非股东权益变动需列示于绩效表内。如企业重列或重新分类比较资料,除按现行要求列示于本年末及比较年度末的资产负债表之外,亦需于经重列的资产负债表列示比较年度开始的资料。采纳此经修订的准则会影响本集团的财务报表之列示。

2.1 Basis of preparation (continued)

Standards and interpretations to existing standards that are not yet effective and have not been early adopted by the Group

The Group has chosen not to early adopt the following standards and an interpretation to an existing standard that were issued but not yet effective for accounting periods beginning on 1 January 2008:

- HKAS 1 (Revised), 'Presentation of financial statements' (effective from 1 January 2009). The revised standard will prohibit the presentation of items of income and expenses (that is, 'non-owner changes in equity') in the statement of changes in equity, requiring 'non-owner changes in equity' to be presented separately from owner changes in equity. All non-owner changes in equity will be required to be shown in a performance statement. Where entities restate or reclassify comparative information, they will be required to present a restated balance sheet as at the beginning comparative period in addition to the current requirement to present balance sheets at the end of the current period and comparative period. The adoption of this revised standard will affect the presentation of the Group's financial statements.

财务报表附注 (续) Notes to the Financial Statements (continued)

2. 主要会计政策摘要 (续) 2. Summary of significant accounting policies (continued)

2.1 编制基准 (续)

未被本集团提早采纳而且并未生效之准则及对现行准则之诠释 (续)

- 香港会计准则第27号(经修订)「综合及独立财务报表」(于2009年7月1日起开始生效)。该经修订的准则要求若没有导致失去控制权, 母公司对附属公司所拥有权益之改变需于权益账内计量。该准则亦规定失去控制权时的会计处理方法。任何对该企业的剩余权益需以公平值重新计量, 并于收益表内确认为盈利或亏损。本集团将于2010年1月1日起以非追溯方式应用香港会计准则第27号(经修订)。
- 香港财务报告准则第3号(经修订)「企业合并」(于2009年7月1日起开始生效)。该经修订的准则继续以收购法应用于企业合并中, 并包含一些重大改变。例如, 所有用以购入业务的支付需以收购日的公平值计量, 而被分类为债务工具的或然支付需进行后续计量并反映于综合收益表内。所有与收购有关的成本需列支为费用。本集团将应用香港财务报告准则第3号(经修订)于所有在2010年1月1日起收购的企业合并(共同控制合并除外)。

2.1 Basis of preparation (continued)

Standards and interpretations to existing standards that are not yet effective and have not been early adopted by the Group (continued)

- HKAS 27 (Revised), 'Consolidated and separate financial statements' (effective from 1 July 2009). The revised standard requires changes in a parent's ownership interest in a subsidiary that do not result in the loss of control are accounted for within equity. The standard also specifies the accounting when control is lost. Any remaining interest in the entity is re-measured to fair value and a gain or loss is recognised in income statement. The Group will apply HKAS 27 (Revised) prospectively from 1 January 2010.
- HKFRS 3 (Revised), 'Business combinations' (effective from 1 July 2009). The revised standard continues to apply the acquisition method to business combinations, with some significant changes. For example, all payments to purchase a business are to be recorded at fair value at the acquisition date, with contingent payments classified as debt subsequently re-measured through the consolidated income statement. All acquisition-related costs should be expensed. The Group will apply HKFRS 3 (Revised) to all business combinations (other than common control combination) acquired on or after 1 January 2010.

财务报表附注 (续) Notes to the Financial Statements (continued)

2. 主要会计政策摘要 (续) 2. Summary of significant accounting policies (continued)

2.1 编制基准 (续)

未被本集团提早采纳而且并未生效之准则及对现行准则之诠释 (续)

- 香港财务报告准则第 8 号「经营分类」(于 2009 年 1 月 1 日起开始生效)。香港财务报告准则第 8 号将会取代香港会计准则第 14 号「分类报告」。香港会计准则第 14 号要求分类以风险与回报分析的方法识别和报告；而报告项目以外报告所采用之会计政策的方式列示。香港财务报告准则第 8 号采纳了内部管理模式，报告的分类是指企业的管理层会定时检视的业务部分。其报告项目会基于内部报告的形式列示。本集团将由 2009 年 1 月 1 日起采纳香港财务报告准则第 8 号，而据此列示的分类资料，将可反映届时用以作出经营决策的经营分类。
- HK(IFRIC)-Int 13「客户维系计划」(于 2008 年 7 月 1 日起开始生效)。HK(IFRIC)-Int 13 订明当企业以客户维系计划用作鼓励客户购买货品或服务时(例如客户累积积分以换取免费或有折扣的货品或服务)，与原销售相关的已收或应收收益的公允价值，需分配于奖赏和销售货品或服务相关的部分。本集团将于 2009 年 1 月 1 日起应用该诠释。预期不会对本集团的营运和财务状况构成重大影响。
- 上文并没有提及香港会计师公会于 2008 年 10 月公布对香港财务报告准则之若干轻微改善及修订，以下的修订不会对本集团的财务报表构成重大影响，因此并没有进行详细分析。

2.1 Basis of preparation (continued)

Standards and interpretations to existing standards that are not yet effective and have not been early adopted by the Group (continued)

- HKFRS 8 'Operating Segments' (effective from 1 January 2009). HKFRS 8 will supersede HKAS 14 Segment Reporting, under which segments were identified and reported on risk and return analysis. Items were reported on the accounting policies used for external reporting. Under HKFRS 8, which adopts the 'management approach', segments are components of an entity regularly reviewed by the entity's management. Items are presented based on internal reporting. The Group will adopt HKFRS 8 with effect from 1 January 2009 and will accordingly present segmental information which reflects the operating segments used to make operating decisions at that time.
- HK(IFRIC)-Int 13 'Customer Loyalty Programmes' (effective from 1 July 2008). HK(IFRIC)-Int 13 clarifies that when an entity provides customers with incentives to buy goods or services under a customer loyalty programme (for example, customers accumulate loyalty points to redeem free or discounted products or service), the fair value of the consideration received or receivable in respect of the initial sale shall be allocated between the award credits and the other components of the sale or service. The Group will apply the interpretation from 1 January 2009. It is not expected to have significant impact on the Group's results of operations and financial position.
- There are a number of improvements and amendments to HKFRS published in October 2008 by HKICPA which are not addressed above. The following amendments are unlikely to have a significant impact on the Group's financial statements and have therefore not been analysed in details.

财务报表附注 (续) Notes to the Financial Statements (continued)

2. 主要会计政策摘要 (续) 2. Summary of significant accounting policies (continued)

2.1 编制基准 (续)

未被本集团提早采纳而且并未生效之准则及对现行准则之诠释 (续)

- 香港会计准则第1号 (经修订)「财务报表的列示」(于2009年1月1日起开始生效)
- 香港会计准则第8号「会计政策、会计估计更改及错误更正」(于2009年1月1日起开始生效)
- 香港会计准则第10号「资产负债表日后事项」(于2009年7月1日起开始生效)
- 香港会计准则第18号「收入」(于2009年1月1日起开始生效)
- 香港会计准则第34号「中期财务报告」(于2009年1月1日起开始生效)
- 香港会计准则第39号 (经修订)「金融工具 — 确认及计量」(于2009年7月1日起开始生效)
- 香港财务报告准则第5号 (经修订)「待售非流动资产及已终止业务」(于2009年7月1日起开始生效)
- 香港财务报告准则第7号「金融工具 — 披露」(于2009年1月1日起开始生效)

2.1 Basis of preparation (continued)

Standards and interpretations to existing standards that are not yet effective and have not been early adopted by the Group (continued)

- HKAS 1 (Amendment), 'Presentation of financial statements' (effective from 1 January 2009)
- HKAS 8, 'Accounting Policies, Changes in Accounting Estimates and Errors' (effective from 1 January 2009)
- HKAS 10, 'Events after the Balance Sheet Date' (effective from 1 July 2009)
- HKAS 18, 'Revenue' (effective from 1 January 2009)
- HKAS 34, 'Interim Financial Reporting' (effective from 1 January 2009)
- HKAS 39 (Amendment), 'Financial instruments: Recognition and measurement' (effective from 1 July 2009)
- HKFRS 5 (Amendment), 'Non-current assets held for sale and discontinued operations' (effective from 1 July 2009)
- HKFRS 7, 'Financial instruments: Disclosures' (effective from 1 January 2009)

财务报表附注（续） Notes to the Financial Statements (continued)

2. 主要会计政策摘要（续） 2. Summary of significant accounting policies (continued)

2.1 编制基准（续）

尚未生效及经评估与本集团运作不相关之准则、修订及对现行准则之诠释

- 香港会计准则第16号(经修订)「物业、厂房及设备」(及随之修订的香港会计准则第7号「现金流量表」)(于2009年1月1日起开始生效)
- 香港会计准则第19号(经修订)「雇员福利」(于2009年1月1日起开始生效)
- 香港会计准则第20号(经修订)「政府援助的会计处理及政府资助的披露」(于2009年1月1日起开始生效)
- 香港会计准则第23号(经修订)「借贷成本」(于2009年1月1日起生效)
- 香港会计准则第27号(经修订)「综合及独立财务报表」(于2009年1月1日起生效)
- 香港会计准则第28号(经修订)「联营公司投资」(及随之修订的香港会计准则第32号「金融工具— 列示」及香港财务报告准则第7号「金融工具— 披露」)(于2009年1月1日起生效)
- 香港会计准则第29号(经修订)「恶性通货膨胀经济中之财务报告」(于2009年1月1日起生效)
- 香港会计准则第31号(经修订)「合营公司权益」(及随之修订的香港会计准则第32号及香港财务报告准则第7号)(于2009年1月1日起开始生效)

2.1 Basis of preparation (continued)

Standards, amendments and interpretations to existing standards that are not yet effective and have been assessed to be not relevant to the Group's operations

- HKAS 16 (Amendment), 'Property, plant and equipment' (and consequential amendment to HKAS 7, 'Statement of cash flows') (effective from 1 January 2009)
- HKAS 19 (Amendment), 'Employee benefits' (effective from 1 January 2009)
- HKAS 20 (Amendment), 'Accounting for government grants and disclosure of government assistance' (effective from 1 January 2009)
- HKAS 23 (Revised) 'Borrowing Costs' (effective from 1 January 2009)
- HKAS 23 (Amendment) 'Borrowing Costs' (effective from 1 January 2009)
- HKAS 27 (Amendment), 'Consolidated and separate financial statements' (effective from 1 January 2009)
- HKAS 28 (Amendment), 'Investment in associates' (and consequential amendments to HKAS 32, 'Financial Instruments: Presentation' and HKFRS 7, 'Financial instruments: Disclosures') (effective from 1 January 2009)
- HKAS 29 (Amendment), 'Financial reporting in hyperinflationary economies' (effective from 1 January 2009)
- HKAS 31 (Amendment), 'Interests in joint ventures' (and consequential amendments to HKAS 32 and HKFRS 7) (effective from 1 January 2009)

财务报表附注 (续) Notes to the Financial Statements (continued)

2. 主要会计政策摘要 (续) 2. Summary of significant accounting policies (continued)

2.1 编制基准 (续)

尚未生效及经评估与本集团运作不相关之准则、修订及对现行准则之诠释 (续)

- 香港会计准则第32号 (经修订)「金融工具—列示」及香港会计准则第1号 (经修订)「财务报表的列示」,「可沽售金融工具及清盘产生之责任」(于2009年1月1日起生效)
- 香港会计准则第38号 (经修订)「无形资产」(于2009年1月1日起开始生效)
- 香港会计准则第40号 (经修订)「投资物业」(及随之修订的香港会计准则第16号)(于2009年1月1日起开始生效)
- 香港会计准则第41号 (经修订)「农业」(于2009年1月1日起开始生效)
- 香港财务报告准则第1号 (经修订)「首次采纳香港财务报告准则」及香港会计准则第27号「综合及独立财务报表」(于2009年1月1日起开始生效)
- 香港财务报告准则第2号 (经修订)「以股权偿付」(于2009年1月1日起开始生效)

2.1 Basis of preparation (continued)

Standards, amendments and interpretations to existing standards that are not yet effective and have been assessed to be not relevant to the Group's operations (continued)

- HKAS 32 (Amendment), 'Financial instruments: Presentation', and HKAS 1 (Amendment), 'Presentation of financial statements', 'Puttable financial instruments and obligations arising on liquidation' (effective from 1 January 2009)
- HKAS 38 (Amendment), 'Intangible assets' (effective from 1 January 2009)
- HKAS 40 (Amendment), 'Investment property' (and consequential amendments to HKAS 16) (effective from 1 January 2009)
- HKAS 41 (Amendment), 'Agriculture' (effective from 1 January 2009)
- HKFRS 1 (Amendment), 'First time adoption of HKFRS' and HKAS 27 'Consolidated and separate financial statements' (effective from 1 January 2009)
- HKFRS 2 (Amendment), 'Share-based payment' (effective from 1 January 2009)

财务报表附注（续） Notes to the Financial Statements (continued)

2. 主要会计政策摘要（续） 2. Summary of significant accounting policies (continued)

2.1 编制基准（续）

尚未生效及经评估与本集团运作不相关之准则、修订及对现行准则之诠释（续）

- HK(IFRIC)-Int 15「物业建筑协议」（于2009年1月1日起开始生效并取代HK Int-3「收入 — 销售发展物业之完成前合约」）
- HK(IFRIC)-Int 16「海外运作净投资之对冲」（于2008年10月1日起开始生效）
- HK(IFRIC)-Int 17「对权益人分派非现金资产」（于2009年7月1日起开始生效）
- HK(IFRIC)-Int 18「从客户转来的资产」（于2009年7月1日起开始生效）

2.2 综合财务报表

综合财务报表包含本银行及所有其附属公司截至12月31日的财务报表。

(1) 附属公司

附属公司是指由本集团有权支配其财务和经营政策的所有实体（包括特殊目的实体），通常体现为对该实体董事会组成的控制，对该实体拥有半数以上的表决权或持有其过半数的已发行股权，或本集团以任何其他方式控制该实体的财务及经营政策。在判断是否对某个实体存在控制权时，本集团亦会考虑目前可行使或可转换的潜在表决权的存在及其影响。附属公司于控制权转入本集团之日起完全纳入合并，并于本集团的控制权终止当日不再纳入合并。

2.1 Basis of preparation (continued)

Standards, amendments and interpretations to existing standards that are not yet effective and have been assessed to be not relevant to the Group's operations (continued)

- HK(IFRIC) - Int 15, 'Agreements for construction of real estates' (effective from 1 January 2009 and supercedes HK Int-3, 'Revenue – Pre-completion contracts for the sale of development properties')
- HK(IFRIC) – Int 16, 'Hedges of a net investment in a foreign operation' (effective from 1 October 2008)
- HK(IFRIC) – Int 17, 'Distributions of non-cash assets to owners' (effective from 1 July 2009)
- HK(IFRIC) – Int 18, 'Transfers of assets from customers' (effective from 1 July 2009)

2.2 Consolidation

The consolidated financial statements include the financial statements of the Bank and all of its subsidiaries made up to 31 December.

(1) Subsidiaries

Subsidiaries, are all entities (including special purpose entities) over which the Group controls the composition of the Board of Directors, controls more than half of the voting power, holds more than half of the issued capital or by any other means that entitle the Group to govern the financial and operating policies of the entities. The existence and effect of potential voting rights that are currently exercisable or convertible are considered when assessing whether the Group controls another entity. Subsidiaries are fully consolidated from the date on which control is transferred to the Group. They are de-consolidated from the date that control ceases.

财务报表附注 (续) Notes to the Financial Statements (continued)

2. 主要会计政策摘要 (续) 2. Summary of significant accounting policies (continued)

2.2 综合财务报表 (续)

2.2 Consolidation (continued)

(1) 附属公司 (续)

(1) Subsidiaries (continued)

合并会计处理会被应用于收购受共同控制之公司。合并会计的原则是按被收购方之业务乃一直由收购方经营的假设，去合并受共同控制的公司。本集团的综合财务报表之综合业绩，综合现金流量及综合财务状况，会按本银行与被收购方自最初受到共同控制后，即进行合并的假设而编制（即在合并日不需进行公平值调整）。在合并时购入价与账面值的差额，将于权益账内列为合并储备。在编制本集团的综合财务报表时，对于所有本集团与被收购方之间的交易，不论是在合并前或是在合并后发生，其影响均会被对销。合并之交易成本会于收益表上被列支为费用。

For acquisition of a company under common control, the merger accounting method will be applied. The principle of merger accounting is a way to combine companies under common control as though the business of the acquired company had always been carried out by the acquirer. The Group's consolidated financial statements represent the consolidated results, consolidated cash flows and consolidated financial position of the Group as if any such combination had occurred from the date when the Bank and the acquired company first came under common control (i.e. no fair value adjustment on the date of combination is required). The difference between the consideration and carrying amount at the time of combination is treated as a merger reserve in equity. The effects of all transactions between the Group and the acquired company, whether occurring before or after the combination, are eliminated in preparing the consolidated financial statements of the Group. The transaction costs for the combination will be expensed in the income statement.

财务报表附注 (续) Notes to the Financial Statements (continued)

2. 主要会计政策摘要 (续) 2. Summary of significant accounting policies (continued)

2.2 综合财务报表 (续)

2.2 Consolidation (continued)

(1) 附属公司 (续)

(1) Subsidiaries (continued)

本集团在收购非受共同控制之附属公司时，采用购入法进行会计处理。该收购成本为于交易日付出的资产、发行的权益性工具及发生或承担的负债的公允价值，加上收购的直接成本。因企业合并而取得的可识别资产以及承担的负债和或然负债，均按收购日的公允价值初始计量，不需在此扣除少数股东所占权益；收购成本高于本集团应占被收购附属公司可识别净资产公允价值部分，将被确认为商誉。如果收购成本低于本集团应占被收购附属公司的可识别净资产公允价值，差额则直接在收益表中反映。

集团内部交易、交易余额、以及未实现收益已被抵销；除非能提供内部交易所转让资产已发生减值的证据，否则未实现损失也将被抵销。如有需要，附属公司的会计政策会作出适当调整，以确保本集团所采用会计政策的一致性。

于本银行的资产负债表内，附属公司投资是以成本扣除减值损失准备列账。本银行按照已收及应收股息基准确认附属公司之业绩。

The purchase method of accounting is used to account for the acquisition of subsidiaries by the Group not under common control. The cost of such an acquisition is measured as the fair value of the assets given, equity instruments issued and liabilities incurred or assumed as of the date of exchange, plus costs directly attributable to the acquisition. Identifiable assets acquired and liabilities and contingent liabilities assumed in a business combination are measured initially at their fair values as of the acquisition date, irrespective of the extent of any minority interest. The excess of the cost of acquisition over the fair value of the Group's share of the identifiable net assets acquired is recorded as goodwill. If the cost of acquisition is less than the fair value of the Group's share of the identifiable net assets of the subsidiary acquired, the difference is recognised directly in the income statement.

Inter-company transactions, balances and unrealised gains on transactions between group companies are eliminated; unrealised losses are also eliminated unless the transaction provides evidence of impairment of the assets transferred. Where necessary, accounting policies of subsidiaries have been changed to ensure consistency with the policies adopted by the Group.

In the Bank's balance sheet the investments in subsidiaries are stated at cost less allowance for impairment losses. The results of subsidiaries are accounted for by the Bank on the basis of dividends received and receivable.

财务报表附注 (续) Notes to the Financial Statements (continued)

2. 主要会计政策摘要 (续) 2. Summary of significant accounting policies (continued)

2.2 综合财务报表 (续)

2.2 Consolidation (continued)

(1) 附属公司 (续)

出售附属公司之收益或亏损指下列之差额: (a) 出售权益之所得, 及 (b) 本集团应占该公司之资产净值, 包括扣除累计减值损失后之收购时商誉及任何有关之累计外币换算差额。

少数股东权益指外界股东在附属公司之经营业绩及资产净值中拥有之权益。

(2) 联营公司

联营公司是指本集团对其虽无控制但能够施加重大影响的实体, 通常本集团拥有其20%至50%的表决权。本集团对联营公司的股权投资按照初始投资成本计量, 并采用权益法进行核算。本集团对联营公司的投资包含扣除累计减值损失后之商誉及任何有关之累计外币换算差额。

(1) Subsidiaries (continued)

The gain or loss on the disposal of a subsidiary represents the difference between: (a) the proceeds of the sale and, (b) the Group's share of its net assets including goodwill on acquisition net of any accumulated impairment loss and any related accumulated foreign currency translation difference.

Minority interest represent the interests of outside shareholders in the operating results and net assets of subsidiaries.

(2) Associates

Associates are all entities over which the Group has significant influence but not control, generally accompanying a shareholding of between 20% and 50% of the voting rights. Investments in associates are accounted for using the equity method of accounting and are initially recognised at cost. The Group's investment in associates includes goodwill, net of accumulated impairment loss and any related accumulated foreign currency translation difference.

财务报表附注 (续) Notes to the Financial Statements (continued)

2. 主要会计政策摘要 (续) 2. Summary of significant accounting policies (continued)

2.2 综合财务报表 (续)

2.2 Consolidation (continued)

(2) 联营公司 (续)

(2) Associates (continued)

本集团购买联营公司后，于收益表中确认应占的购入后收益或亏损，及于储备内确认应占的购入后储备变动，并将于投资成本中调整购买联营公司后其发生的累计变动。除非本集团已为联营公司承担债务或已为其垫付资金，否则本集团在确认应占联营公司发生的亏损时，将以投资账面价值为限。

The Group's share of the post-acquisition profits or losses of associates is recognised in the income statement, and its share of post-acquisition movements in reserves is recognised in reserves. The cumulative post-acquisition movements are adjusted against the cost of the investment. When the Group's share of losses in an associate equals or exceeds its interest in the associate, the Group does not recognise further losses unless the Group has incurred obligations or made payments on behalf of the associates.

本集团与联营公司间交易的未实现收益按本集团在联营公司的投资比例进行抵销；除非交易提供了转让资产已发生减值的证据，否则未实现损失也将被抵销。

Unrealised gains on transactions between the Group and its associates are eliminated to the extent of the Group's interest in the associates; unrealised losses are also eliminated unless the transaction provides evidence of impairment of the asset transferred.

在本银行的资产负债表内，对联营公司的投资以成本扣除减值损失准备列账。本银行对联营公司的投资收益按已收及应收股息确认。

In the Bank's balance sheet the investments in associates are stated at cost less allowance for impairment losses. The results of associates are accounted for by the Bank on the basis of dividends received and receivable.

2.3 分类报告

2.3 Segmental reporting

业务分类是指一组提供产品或服务的资产和经营活动组合，在与其他业务分类组合相比，其面对的风险及收益并不相同。地区分类是指一组在特定的经济环境下提供产品或服务的资产和经营活动组合，在与其他特定经济环境下经营的分

A business segment is a group of assets and operations engaged in providing products and services and that is subject to risks and returns that are different from those of other business segments. A geographical segment is a group of assets and operations engaged in providing products and services within a particular economic environment and that is subject to risks and returns that are different from those of segments operating in other economic environments.

财务报表附注 (续) Notes to the Financial Statements (continued)

2. 主要会计政策摘要 (续) 2. Summary of significant accounting policies (continued)

2.4 外币换算

本集团各实体的财务报表所载项目均按各实体于主要经济环境营运的货币计量(「功能货币」)。本综合财务报表以港币列示,即本银行之功能及呈列货币。

外币交易以交易日之汇率结算所引致的汇兑损益,以及以外币为本位的货币性资产及负债按结算日的汇率换算的汇兑损益,均直接于收益表确认。

对于被分类为可供出售,以外币为本位的货币性证券,其公允价值变动可分为源自证券摊余成本变动的兑换差额和证券账面值的其他兑换变动两部分。源自证券摊余成本变动的兑换差额会于收益表内确认,而证券账面值的其他兑换变动则被确认于权益账。

对于非货币性项目(例如以公允价值变化计入损益的股权投资),其兑换差额会作为公允价值盈利或亏损的一部分。而非货币性资产(例如可供出售股权投资)的兑换差额会包含在权益账的可供出售储备内。

2.4 Foreign currency translation

Items included in the financial statements of each of the Group's entities are measured using the currency of the primary economic environment in which the entity operates (the "functional currency"). The consolidated financial statements are presented in Hong Kong dollars, which is the Bank's functional and presentation currency.

Foreign exchange gains and losses resulting from the settlement of foreign currency transactions using the exchange rates prevailing at the dates of the transactions and monetary assets and liabilities denominated in foreign currencies translated at the rate of exchange at the balance sheet date are recognised directly in the income statement.

Changes in the fair value of monetary securities denominated in foreign currency classified as available-for-sale are analysed between translation differences resulting from changes in the amortised cost of the securities and other changes in the carrying amount of the securities. Translation differences related to changes in the amortised cost are recognised in the income statement, and other changes in the carrying amount are recognised in equity.

Translation differences on non-monetary items, such as equities held at fair value through profit or loss, are reported as part of the fair value gain or loss. Translation differences on non-monetary financial assets such as equities classified as available-for-sale are included in the available-for-sale reserve in equity.

财务报表附注 (续) Notes to the Financial Statements (continued)

2. 主要会计政策摘要 (续) 2. Summary of significant accounting policies (continued)

2.4 外币换算 (续)

所有本集团内非以港币为功能货币的实体，其业绩及财务状况按以下方式换算为港币：

- 资产及负债按结算日之收市汇率换算；
- 收入及支出按平均汇率换算；
- 所有产生之换算差额于权益项目下之货币换算储备内确认。

于合并财务报表时，换算对外国实体之净投资、借款及其他被界定为对冲此投资的货币工具所产生之换算差额需列入股东权益。当出售该外国实体投资时，此外币兑换差额需列作为出售盈亏的一部分，并确认于收益表内。

2.5 衍生金融工具及对冲会计

衍生金融工具以衍生交易合同签订当日的公平值进行初始确认，并以公平值进行后续计量。公平值从活跃市场上的公开市场报价中取得，包括最近的市场交易，或通过使用估值方法，包括贴现现金流量分析模型、期权定价模型（如适用）。当公平值为正值时，衍生金融工具将被列为资产；当公平值为负值时，则被列为负债。

2.4 Foreign currency translation (continued)

The results and financial position of all the Group entities that have a functional currency different from Hong Kong dollars are translated into Hong Kong dollars as follows:

- assets and liabilities are translated at the closing rate at the balance sheet date;
- income and expenses are translated at average exchange rates; and
- all resulting exchange differences are recognised in the currency translation reserve in equity.

On consolidation, exchange differences arising from the translation of the net investment in foreign entities, and of borrowings and other currency instruments designated as hedges of such investments are taken to shareholders' equity. When a foreign entity is sold, such exchange differences are recognised in the income statement, as part of the gain or loss on sale.

2.5 Derivative financial instruments and hedge accounting

Derivatives are initially recognised at fair value on the date the derivative contract is entered into and are subsequently re-measured at fair value. Fair values are obtained from quoted market prices in active markets, including recent market transactions, and through the use of valuation techniques, including discounted cash flow models and options pricing models, as appropriate. All derivatives are carried as assets when fair value is positive and as liabilities when fair value is negative.

财务报表附注（续） Notes to the Financial Statements (continued)

2. 主要会计政策摘要（续） 2. Summary of significant accounting policies (continued)

2.5 衍生金融工具及对冲会计 （续）

除非衍生工具已被界定为用作对冲，并且是属于有效之对冲工具，则需按对冲会计之要求计量，否则，将被分类为以公允价值变化计入损益下用作交易之类别。

初始确认衍生金融工具公允价值的最佳证据，就是其交易价格（如付出或收到代价的公允价值）。

若干衍生金融工具会嵌藏在其他的金融工具中，如可转换债券持有人拥有的可转换期权。当其经济特征和风险与主合同没有紧密关联，而主合同并非以公允价值变化计入损益时，这些嵌藏式衍生金融工具需要单独以公允价值计量，并且其公允价值变动计入收益表。

本集团界定若干衍生工具以对冲已确认之资产、负债或为确切承担之公允价值作对冲（公允价值对冲）。被界定为此类对冲之衍生工具，会采用对冲会计入账。

2.5 Derivative financial instruments and hedge accounting (continued)

Derivatives are categorised as held for trading unless they are designated as hedges and are effective hedging instruments, then they are subject to measurement under the hedge accounting requirements.

The best evidence of the fair value of a derivative at initial recognition is the transaction price (i.e., the fair value of the consideration given or received).

Certain derivatives embedded in other financial instruments, such as the conversion option in a convertible bond, are treated as separate derivatives when their economic characteristics and risks are not closely related to those of the host contract and the host contract is not carried at fair value through profit or loss. These embedded derivatives are measured at fair value with changes in fair value recognised in the income statement.

The Group designates certain derivatives as hedges of the fair value of recognised assets or liabilities or firm commitments (fair value hedge). Hedge accounting is used for derivatives designated in this way.

财务报表附注 (续) Notes to the Financial Statements (continued)

2. 主要会计政策摘要 (续) 2. Summary of significant accounting policies (continued)

2.5 衍生金融工具及对冲会计 (续)

本集团于交易发生时记录对冲工具与相关被对冲项目之关系、风险管理目的和进行各类对冲交易所采取之策略。本集团并于对冲活动发生时及期间，评估有关衍生工具能否高度有效地抵销相关被对冲项目之公平值变动，并作出记录。此等乃符合采用对冲会计方法处理之先决条件。

被界定为有效之公平值对冲，其衍生工具之公平值变动，连同被对冲风险之资产或负债相关之公平值变动，一并于收益表内确认。

若对冲不再符合对冲会计之要求，于被对冲项目按实际利息法计算之账面值上所作之调整，将于直至到期日之期间内摊销至收益表。

持作交易用途之衍生工具，其公平值变动即时于收益表内确认。

2.6 金融工具之对销

若存在法律上可行使的权利，可对已确认入账之项目进行抵销，且有意以净额方式进行结算，或将资产变现并同时清偿债务，则金融资产及负债可予抵销，并把净额于资产负债表内列账。

2.5 Derivative financial instruments and hedge accounting (continued)

The Group documents at inception the relationship between hedging instruments and hedged items, as well as its risk management objective and strategy for undertaking various hedge transactions. The Group also documents its assessment, both at the hedge inception and on an ongoing basis, of whether the derivatives that are used in hedging transactions are highly effective in offsetting changes in fair values of hedged items. These criteria should be met before a hedge can be qualified to be accounted for under hedge accounting.

Changes in the fair value of derivatives that are designated and qualified as effective fair value hedges are recorded in the income statement, together with any changes in the fair value of the hedged asset or liability that are attributable to the hedged risk.

If the hedge no longer meets the criteria for hedge accounting, the adjustment to the carrying amount of a hedged item for which the effective interest method is used is amortised to the income statement over the period to maturity.

For derivative instruments held for trading changes in their fair value are recognised immediately in the income statement.

2.6 Offsetting financial instruments

Financial assets and liabilities are offset and the net amount reported in the balance sheet when there is a legally enforceable right to set off the recognised amounts and there is an intention to settle on a net basis, or realise the asset and settle the liability simultaneously.

财务报表附注 (续) Notes to the Financial Statements (continued)

2. 主要会计政策摘要 (续) 2. Summary of significant accounting policies (continued)

2.7 利息收入及支出、服务费及佣金收入及支出

所有金融资产和金融负债，其利息收入和支出按实际利息法在收益表中确认。

实际利息法是一种计算金融资产或金融负债的摊余成本以及在相关期间分摊利息收入或利息支出的方法。实际利率是在金融工具预计到期日或较短期间(如适用)内，将其未来现金流贴现为金融工具或金融资产账面净额所使用的利率。在计算实际利率时，本集团在估计未来现金流时，会考虑金融工具的所有合同条款(如提前还款权或为住宅按揭贷款客户提供的优惠)，但不会考虑未来的信用损失。计算范围包括订约各方所支付或所收取的费用、溢价或折让和点子，以及贷款贷出时产生而属于整体有效利息一部分之相关费用及成本，并于金融工具之预计期限内摊销为利息收入或支出。

当一项金融资产或一组类似的金融资产确认减值损失后，会按照计量减值损失时对未来现金流进行贴现时使用的利率，按折减后之价值确认利息收入。而日后释出之贴现准备亦将确认为利息收入。

不属于整体有效利息一部分的服务费及佣金收入，例如行政费、资产管理费和托管服务费，通常在提供相关服务时，以应计基准按比例地于服务期间内确认。当银团贷款安排已完成且本集团未保留任何贷款或按其他银团成员相同的实际利率保留部分贷款时，银团贷款服务费确认为收入。

2.7 Interest income and expense and fees and commission income and expense

Interest income and expense are recognised in the income statement for all financial assets and financial liabilities using the effective interest method.

The effective interest method is a method of calculating the amortised cost of a financial asset or a financial liability and of allocating the interest income or interest expense over the relevant period. The effective interest rate is the rate that exactly discounts estimated future cash payments or receipts through the expected life of the financial instrument or, when appropriate, a shorter period to the net carrying amount of the financial asset or financial liability. When calculating the effective interest rate, the Group estimates cash flows considering all contractual terms of the financial instrument (e.g. prepayment options or incentives relating to residential mortgage loans) but does not consider future credit losses. The calculation includes fees, premiums or discounts and basis points paid or received between parties to the contract, and directly attributable origination fees and costs which represent an integral part of the effective yield are amortised as interest income or expense over the expected life of the financial instrument.

Once a financial asset or a group of similar financial assets has been written down as a result of an impairment loss, interest income is recognised on the written down value using the rate of interest used to discount the future cash flows for the purpose of measuring the impairment loss. Subsequent unwinding of the discount allowance is recognised as interest income.

Fees and commissions that are not an integral part of the effective yield are recognised on an accrual basis ratably over the period when the related service has been provided, such as administrative fee, asset management fee and custody services fee. Loan syndication fees are recognised as revenue when the related syndication arrangement has been completed and the Group has retained no part of the loan package for itself or has retained a part at the same effective interest rate as that of other participants.

财务报表附注 (续) Notes to the Financial Statements (continued)

2. 主要会计政策摘要 (续) 2. Summary of significant accounting policies (continued)

2.8 金融资产

本集团将金融资产分为四类：以公允价值变化计入损益的金融资产、贷款及应收款、持有至到期日投资和可供出售金融资产。管理层在初始确认时即对金融资产进行分类。金融资产是按持有目的作分类，并以公允价值作初始确认。除以公允价值变化计入损益的金融资产外，其他金融资产之交易成本均已包含于摊余成本内。

(1) 以公允价值变化计入损益的金融资产

这类金融资产包括两个细项：持作交易用途的金融资产，以及购入时即界定为以公允价值变化计入损益的金融资产。

如果取得该金融资产主要是以短期沽售为目的，或属于组合一部分并共同管理的可识别金融工具，若有证据表明其短期获利行为，则被分类为持作交易用途。除被界定为有效对冲工具外，所有衍生工具均被分类为持作交易用途类别。

除持作交易用途的金融资产外，如能满足以下条件，金融资产会被管理层界定为以公允价值变化计入损益的金融资产：

2.8 Financial assets

The Group classifies its financial assets into the following categories: financial assets at fair value through profit or loss; loans and receivables; held-to-maturity investments and available-for-sale financial assets. Management determines the classification of investments at initial recognition. The classification depends on the purpose for which the financial assets were held. All financial assets are recognised initially at fair value. Except for financial assets carried at fair value through profit or loss, all transaction costs of financial assets are included in their amortised costs.

(1) Financial assets at fair value through profit or loss

This category has two sub-categories: financial assets held for trading, and those designated at fair value through profit or loss at inception.

A financial asset which has been acquired or incurred principally for the purpose of selling in the short term or is part of a portfolio of identified financial instruments that are managed together and for which there is evidence of a recent actual pattern of short-term profit-taking is classified as held-for-trading. Derivatives are also classified as held for trading unless they are designated as effective hedges.

A financial asset, other than one held for trading, will be designated as a financial asset at fair value through profit or loss, if it meets the criteria set out below, and is so designated by management:

财务报表附注 (续) Notes to the Financial Statements (continued)

2. 主要会计政策摘要 (续) 2. Summary of significant accounting policies (continued)

2.8 金融资产 (续)

(1) 以公允价值变化计入损益的金融资产 (续)

- 可以消除或明显减少因按不同基准计量金融资产之价值，或确认其盈利或亏损，而出现不一致之计量或确认情况（一般被称为「会计错配」）；或
- 应用于一组金融资产、金融负债、或两者兼有的组合，其管理是依据事先书面确立的风险管理或投资策略来运作，其表现是按公允价值为基础来衡量，并向主要管理层作出内部报告；或
- 与包含一个或多个嵌入衍生工具的金融资产相关，且这些嵌入衍生工具对该等金融资产的现金流产生重大影响。

这些资产以公允价值进行初始确认，并以公允价值进行后续计量。交易费用直接计入综合收益表。

该等资产的公允价值变化所产生的损益（不包括利息部分）计入净交易性收入或界定为以公允价值变化计入损益之金融工具净收益 / 亏损。而利息部分则计入作为利息收入之一部分。此类资产项下之股权工具，其股息于本集团收取股息之权利确定时，于综合收益表内确认。

2.8 Financial assets (continued)

(1) Financial assets at fair value through profit or loss (continued)

- eliminates or significantly reduces a measurement or recognition inconsistency (sometimes referred to as 'an accounting mismatch') that would otherwise arise from measuring the financial assets or recognising the gains and losses on them on different bases; or
- applies to a group of financial assets, financial liabilities or both that is managed and its performance is evaluated on a fair value basis, in accordance with a documented risk management or investment strategy, and information about the group is provided internally on that basis to the key management; or
- relates to financial assets containing one or more embedded derivative that significantly modifies the cash flow resulting from those financial assets.

These assets are recognised initially at fair value, with transaction costs taken directly to the consolidated income statement, and are subsequently re-measured at fair value.

Gains and losses from changes in the fair value of such assets (excluding the interest component) are reported in net trading income or net gain / loss on financial instruments designated at fair value through profit or loss. The interest component is reported as part of interest income. Dividends on equity instruments of this category are recognised in the consolidated income statement when the Group's right to receive payment is established.

财务报表附注 (续) Notes to the Financial Statements (continued)

2. 主要会计政策摘要 (续) 2. Summary of significant accounting policies (continued)

2.8 金融资产 (续)

(2) 贷款及应收款

贷款及应收款是指具有固定或可确定支付金额且不在活跃市场报价的非衍生金融资产，主要包括银行及其他金融机构结余及存款、没有活跃市场的债券投资和客户贷款及应收款。当本集团直接向债务人提供资金、货品或服务，而没有出售应收款的意图时，本集团将其确认为贷款及应收款。贷款及应收款以公允价值加上直接相关的交易费用进行初始入账，并以使用实际利息法计算的摊余成本扣除减值损失准备进行后续计量。

(3) 持有至到期日投资

分类为持有至到期日投资类别是指能于活跃市场中买卖，并拥有固定或可确定之还款额及还款期，以及本集团管理层有意向及能力持有至到期日之金融资产。如本集团出售持有至到期日资产中多于不重大部分，则整个资产类别将受到影响，需要重新分类至可供出售金融资产。持有至到期日投资以公允价值加上直接相关的交易费用进行初始入账，并以实际利息法计算的摊余成本扣除减值损失准备进行后续计量。

2.8 Financial assets (continued)

(2) Loans and receivables

Loans and receivables are non-derivative financial assets with fixed or determinable payments that are not quoted in an active market, including placements with and advances to banks and other financial institutions, investment debt securities without an active market and loans and advances to customers. They arise when the Group provides money, goods or services directly to a debtor with no intention of trading the receivable. They are initially recorded at fair value plus any directly attributable transaction costs and are subsequently measured at amortised cost using the effective interest rate method less allowances for impairment losses.

(3) Held-to-maturity

Financial assets classified as held-to-maturity are those traded in active markets, with fixed or determinable payments and fixed maturities that the Group's management has both the positive intention and the ability to hold to maturity. Were the Group to sell other than an insignificant amount of held-to-maturity assets, the entire category would be tainted and reclassified as available-for-sale. They are initially recorded at fair value plus any directly attributable transaction costs, and are subsequently measured at amortised cost using the effective interest method less allowances for impairment losses.

财务报表附注 (续) Notes to the Financial Statements (continued)

2. 主要会计政策摘要 (续) 2. Summary of significant accounting policies (continued)

2.8 金融资产 (续)

(4) 可供出售金融资产

可供出售金融资产包括界定为此类的金融资产以及不属于以上分类的金融资产。此等金融资产的持有期限不确定，有可能依据流动资金需求或利率、汇率及权益价格的变动而被出售。

可供出售金融资产以公允价值加上直接相关的交易费用进行初始入账，并以公允价值进行后续计量。因该等投资之公允价值变化而产生之未实现盈亏直接确认在股东权益中；当该类金融资产被出售或减值时，之前确认于权益储备中的累计收益或损失将转入综合收益表内。惟包括折溢价摊销的利息收入将按照实际利息法计算确认在综合收益表中。分类为可供出售之股权工具，其股息于本集团收取股息之权利确定时于综合收益表内确认。

2.9 金融负债

本集团按以下类别分类金融负债：交易性负债、界定为以公允价值变化计入损益的金融负债、存款、已发行债务证券、后偿负债及其他负债。所有金融负债于交易发生时界定其分类并以公允价值进行初始确认。

2.8 Financial assets (continued)

(4) Available-for-sale

Financial assets classified as available-for-sale are those that are either designated as such or are not classified in any of the other categories. They are intended to be held for an indefinite period of time, which may be sold in response to needs for liquidity or changes in interest rates, exchange rates or equity prices.

Available-for-sale financial assets are initially recorded at fair value plus any directly attributable transaction costs, and are subsequently measured at fair value. Unrealised gains and losses arising from changes in the fair value of investments are recognised directly in equity, until the financial asset is disposed of or impaired at which time the cumulative gain or loss previously recognised in equity should be transferred to the consolidated income statement. However, interest which includes the amortisation of premium and discount is calculated using the effective interest method and is recognised in the consolidated income statement. Dividends on equity instruments classified as available-for-sale are recognised in the consolidated income statement when the Group's right to receive payment is established.

2.9 Financial liabilities

The Group classifies its financial liabilities under the following categories: trading liabilities, financial liabilities designated at fair value through profit or loss, deposits, debt securities in issue, subordinated liabilities, and other liabilities. All financial liabilities are classified at inception and recognised initially at fair value.

财务报表附注 (续) Notes to the Financial Statements (continued)

2. 主要会计政策摘要 (续) 2. Summary of significant accounting policies (continued)

2.9 金融负债 (续)

(1) 交易性负债

旨在短期内购回之金融负债被分类为持作交易用途之负债。除被界定为有效对冲工具外，所有衍生工具均被分类为持作交易用途类别。交易性负债以公允价值列账，公允价值之变动所产生的盈利或亏损确认于收益表内。

(2) 界定为以公允价值变化计入损益的金融负债

金融负债于交易时被界定为以公允价值变化计入损益之金融负债。被界定为此类别之金融负债包括若干已发行之存款证及若干嵌藏衍生工具之客户存款。符合以下条件之金融负债一般会被界定为此类别：

- 可以消除或明显减少因按不同基准计量金融负债之价值，或确认其盈利或亏损，而出现不一致之计量或确认情况（一般被称为「会计错配」）；或
- 应用于一组金融资产、金融负债、或两者兼有的组合，其管理是依据事先书面确立的风险管理或投资策略来运作，其表现是按公允价值为基础来衡量，并向主要管理层作出内部报告；或

2.9 Financial liabilities (continued)

(1) Trading liabilities

A financial liability is classified as held for trading if it is incurred principally for the purpose of repurchasing in the short term. Derivatives are also classified as held for trading unless they are designated as effective hedges. It is measured at fair value and any gains and losses from changes in fair value are recognised in the income statement.

(2) Financial liabilities designated at fair value through profit or loss

A financial liability can be designated at fair value through profit or loss if it is so designated at inception. Financial liabilities so designated include certain certificates of deposit issued and certain deposits received from customers that are embedded with derivatives. A financial liability is typically so designated if it meets the following criteria:

- eliminates or significantly reduces a measurement or recognition inconsistency (sometimes referred to as “an accounting mismatch”) that would otherwise arise from measuring the financial liabilities or recognising the gains and losses on them on different bases; or
- applies to a group of financial assets, financial liabilities or both that is managed and its performance is evaluated on a fair value basis, in accordance with a documented risk management or investment strategy, and information about the group is provided internally on that basis to the key management; or

财务报表附注 (续) Notes to the Financial Statements (continued)

2. 主要会计政策摘要 (续) 2. Summary of significant accounting policies (continued)

2.9 金融负债 (续)

(2) 界定为以公允价值变化计入损益的金融负债 (续)

- 与包含一个或多个嵌藏式衍生工具的金融负债相关，且这些嵌藏式衍生工具对该等金融负债的现金流产生重大影响。

被界定为以公允价值变化计入损益的金融负债以公允价值列账，因公允价值变化而产生之盈利或亏损确认于收益表内。

(3) 存款、已发行债务证券、后偿负债及其他负债

除被分类为交易性负债或以公允价值变化计入损益的金融负债外，其他存款、已发行债务证券、后偿负债及其他负债均以摊余成本或成本列账。扣除交易费用后之净收款和赎回价值的差额（如有），按照实际利息法于期内在收益表中确认。

2.9 Financial liabilities (continued)

(2) Financial liabilities designated at fair value through profit or loss (continued)

- relates to financial liabilities containing one or more embedded derivative that significantly modifies the cash flow resulting from those financial liabilities.

Financial liabilities designated at fair value through profit or loss are measured at fair value and any gains and losses from changes in fair value are recognised in the income statement.

(3) Deposits, debt securities in issue, subordinated liabilities and other liabilities

Deposits and debt securities in issue other than those classified as trading liabilities or designated at fair value through profit or loss, together with subordinated liabilities and other liabilities are carried at amortised cost or at cost. Any difference (if available) between proceeds net of transaction costs and the redemption value is recognised in the income statement over the period using the effective interest method.

财务报表附注 (续) Notes to the Financial Statements (continued)

2. 主要会计政策摘要 (续) 2. Summary of significant accounting policies (continued)

2.10 金融工具的确认和撤销

以公允价值变化计入损益、可供出售及持有至到期日之金融资产，其买卖会于交易当日（即本集团购入或售出资产当日）确认。贷款及应收款（没有活跃市场的投资证券除外）于付出现金予借款人时确认。在该等金融资产取得现金流之权利完结或本集团已转让所有风险及回报时，则撤销对该等金融资产之确认。

交易性负债、被界定为以公允价值变化计入损益的金融负债、及已发行债务证券于交易当日确认。交易性负债以外的存款在收到客户款项时确认，而其他负债于有关责任产生时确认。只有当合约中的指定责任被履行、取消或到期，该金融负债才可从资产负债表上撤销确认。如本集团回购本身的债务，则该债务将从资产负债表上撤销，而该债务之账面值及支付金额的差额被确认为净交易性收入。

售出于交易对手之证券及票据，如根据回购协议，附有按预定价格并于将来指定时间回购之责任称为「回购」。而向交易对手购入之证券及票据，如根据回售协议，附有按预定价格于将来指定时间再出售于交易对手之责任则称为「反向回购」。

2.10 Recognition and de-recognition of financial instruments

Purchases and sales of financial assets at fair value through profit or loss, available-for-sale and held-to-maturity are recognised on the trade date, the date on which the Group purchases or sells the assets. Loans and receivables (except investment securities without an active market) are recognised when cash is advanced to the borrowers. Financial assets are derecognised when the rights to receive cash flows from the financial assets have expired or where the Group has transferred substantially all risks and rewards of ownership.

Trading liabilities, financial liabilities designated at fair value through profit or loss and debt securities in issue are recognised on the trade date. Deposits other than trading liabilities are recognised when money is received from customers, other liabilities are recognised when such obligations arise. Financial liabilities are de-recognised from the balance sheet when and only when the obligation specified in the contract is discharged, cancelled or expired. If the Group purchases its own debt, it is removed from the balance sheet, and the difference between the carrying amount of a liability and the consideration paid is included in net trading income.

Securities and bills sold to a counter-party with an obligation to repurchase at a pre-determined price on a specified future date under a repurchase agreement are referred to as Repos. Securities and bills purchased from a counter-party with an obligation to re-sell to the counter-party at a pre-determined price on a specified future date under a resale agreement are referred to as Reverse repos.

财务报表附注 (续) Notes to the Financial Statements (continued)

2. 主要会计政策摘要 (续) 2. Summary of significant accounting policies (continued)

2.10 金融工具的确认和撤销 (续)

「回购」或借出证券于初始时按已向交易对手所取得之实际金额，列账于应付银行款项或银行及其他金融机构之存款及结余（如适用）。用作抵押回购协议之金融资产应列为投资证券或以公允价值变化计入损益的金融资产。「反向回购」或借入证券则于初始时按已付予交易对手之实际金额，于资产负债表内列为库存现金及应收银行款项或银行及其他金融机构存款（如适用）。于反向回购协议下所收到用作抵押之金融资产将不会列于资产负债表上。出售价与回购价之差额则以实际利息法于协议年期内分期确认为利息收入或利息支出。

2.11 厘定金融工具之公平值

于活跃市场内具报价之金融资产及金融负债，其公平值乃分别按当时之买盘价及当时之卖盘价厘定。若金融资产及金融负债所处之市场并不活跃（包括非上市证券），本集团会以估值方法厘定其公平值，包括运用当时之公平市场交易、贴现现金流量分析、定价模型及其他市场参与者通用之估值方法。

2.10 Recognition and de-recognition of financial instruments (continued)

Repos or securities lending are initially recorded as due to banks, placements from banks and other financial institutions, as appropriate, at the actual amount of cash received from the counter-party. The financial assets used to collateralise repurchase agreements are recorded as investment securities or financial assets at fair value through profit or loss. Reverse repos or securities borrowing are initially recorded in the balance sheet as cash and due from banks or placements with banks and other financial institutions, as appropriate, at the actual amount of cash paid to the counter-party. The financial assets received as collateral under reverse repurchase agreements are not recorded on the balance sheet. The difference between sale and repurchase price is recognised as interest income or interest expense over the life of the agreements using the effective interest method.

2.11 Determination of fair value of financial instruments

The fair values of financial assets and financial liabilities that are quoted in active markets are based on current bid prices and current ask prices respectively. If the market for financial assets and financial liabilities is not active (such as unlisted securities), the Group establishes fair value by using valuation techniques. These include the use of recent arm's length transactions, discounted cash flow analysis, option pricing models and other valuation techniques commonly used by market participants.

财务报表附注 (续) Notes to the Financial Statements (continued)

2. 主要会计政策摘要 (续) 2. Summary of significant accounting policies (continued)

2.12 贵金属

贵金属包括黄金、银及其他贵金属。贵金属以其公允价值初始确认，其后再按结算日之市价重新计量。贵金属于进行市场划价后所产生之盈利或亏损，将包括于净交易性收入内。

2.13 金融资产减值

本集团于每个结算日对个别或一组金融资产是否存在减值的客观证据进行评估。当有客观减值证据表明金融资产在初始确认后因发生一项或多项事件（「损失事件」），且该损失事件对可靠估计该项金融资产或该组金融资产的预计未来现金流产生影响时，则该项或该组金融资产被认定为已发生减值并出现减值损失。显示个别或一组金融资产可能出现减值之客观证据包括本集团已注意到相关可供观察资料之以下可能出现之损失事件：

- (i) 发行人或欠债人遇到严重财政困难；
- (ii) 违约，例如逾期或拖欠利息或本金还款；

2.12 Precious metals

Precious metals comprise gold, silver and other precious metals. Precious metals are initially recognised at fair value and subsequently re-measured at their respective market prices as of the balance sheet date. Mark-to-market gains or losses on precious metals are included in net trading income.

2.13 Impairment of financial assets

The Group assesses as of each balance sheet date whether there is objective evidence that a financial asset or group of financial assets is impaired. A financial asset or a group of financial assets is impaired and impairment losses are incurred if, and only if, there is objective evidence of impairment as a result of one or more events that occurred after the initial recognition of the asset (a "loss event") and that loss event (or events) has an impact on the estimated future cash flows of the financial asset or group of financial assets that can be reliably estimated. Objective evidence that a financial asset or group of assets may be impaired includes observable data that comes to the attention of the Group about the following probable loss events:

- (i) significant financial difficulty of the issuer or obligor;
- (ii) a breach of contract, such as a default or delinquency in interest or principal payment;

财务报表附注 (续) Notes to the Financial Statements (continued)

2. 主要会计政策摘要 (续) 2. Summary of significant accounting policies (continued)

2.13 金融资产减值 (续)

(iii) 因应与借款人之财政困难相关之经济或法律原因, 本集团给予借款人在一般情况下放款人不予考虑之优惠条件;

(iv) 借款人有可能破产或进行其他财务重组;

(v) 因财政困难至使该金融资产之活跃市场消失或其投资评级被降至投资级别以下; 或

(vi) 可察觉的资料显示某一金融资产组合所产生之未来预计现金流量将较最初确认时有可量度之下降, 虽然有关下降并未能明确为该组合内之个别金融资产。资料包括:

- 该组合之供款人之还款状况有不利转变; 或
- 与该组合资产之逾期还款相关之全国性或本地经济状况。

2.13 Impairment of financial assets (continued)

(iii) the Group granting to the borrower, for economic or legal reasons relating to the borrower's financial difficulty, a concession that the lender would not otherwise consider;

(iv) it becoming probable that the borrower will enter into bankruptcy or other financial reorganisation;

(v) the disappearance of an active market or downgrading below investment grade level for that financial asset because of financial difficulties; or

(vi) observable data indicating that there is a measurable decrease in the estimated future cash flows from a group of financial assets since the initial recognition of those assets, although the decrease cannot yet be identified with the individual financial assets in the group, including:

- adverse changes in the payment status of borrowers in the group; or
- national or local economic conditions that correlate with defaults on the assets in the group.

财务报表附注 (续) Notes to the Financial Statements (continued)

2. 主要会计政策摘要 (续) 2. Summary of significant accounting policies (continued)

2.13 金融资产减值 (续)

(1) 以摊余成本计量的资产

本集团首先对单项金额重大的金融资产是否存在减值的客观证据进行个别评估。如果本集团没有发现客观证据表明进行个别评估的金融资产存在减值情况，本集团将其连同其他单项金额不重大的金融资产或尚未识别减值的金融资产包括在具有类似信用风险特征的金融资产组别中，进行组合减值评估。经个别进行减值评估并且已确认或继续确认减值损失的资产，不再纳入组合减值评估的范围。

如果有客观证据表明贷款及应收款或持有至到期日债券已发生减值损失，则其减值损失将按照该资产的账面金额与该金融资产按原来实际利率贴现后的预计未来现金流（不包括尚未发生的未来信用损失）的现值之间的差额进行计量。减值损失通过使用准备金来减少该资产的账面金额，并确认于收益表内。如果贷款或持有至到期日投资为浮动利率，用于计量减值损失的贴现率为按合约确定的当前实际利率。实务上，本集团亦可以采用观察到的市场价值确定某项金融工具的公允价值，并以此作为基准计算减值。

2.13 Impairment of financial assets (continued)

(1) Assets carried at amortised cost

The Group first assesses whether objective evidence of impairment exists individually for financial assets that are individually significant. If the Group determines that no objective evidence of impairment exists for an individually assessed financial asset, it includes the asset in a group of financial assets with similar credit risk characteristics and collectively assesses them for impairment together with all other financial assets that are not individually significant or for which impairment has not yet been identified. Assets that are individually assessed for impairment and for which an impairment loss is or continues to be recognised are not included in a collective assessment of impairment.

If there is objective evidence that an impairment loss on loans and receivables or held-to-maturity investments has been incurred, the amount of the loss is measured as the difference between the asset's carrying amount and the present value of estimated future cash flows (excluding future credit losses that have not been incurred) discounted at the financial asset's original effective interest rate. The carrying amount of the asset is reduced through the use of an allowance account and the amount of the loss is recognised in the income statement. If a loan or held-to-maturity investment has a variable interest rate, the discount rate for measuring any impairment loss is the current effective interest rate determined under the contract. As a practical expedient, the Group may measure impairment on the basis of an instrument's fair value using an observable market price.

财务报表附注 (续) Notes to the Financial Statements (continued)

2. 主要会计政策摘要 (续) 2. Summary of significant accounting policies (continued)

2.13 金融资产减值 (续)

(1) 以摊余成本计量的资产 (续)

附有抵押品的金融资产之预计未来现金流的现值包含按照止赎抵押品的价值扣除获取和出售该抵押品之成本后的现金流。

本集团在进行组合减值评估时，将根据信用风险特征的相似性和相关性对金融资产进行分组。此等特征与预计该等资产组合之未来现金流相关，可以反映债务人按照该等被评估资产的合约条款偿还所有到期金额的能力。

对一组金融资产进行组合减值评估测算时，其预计未来现金流乃按该组资产的合约现金流以及于本集团内与该组金融资产具有类似信用风险特征的资产的历史损失经验为基准。以上历史损失经验将根据当期可观察数据进行调整，以反映并不会影响该段历史损失期间的当前情况，及从历史损失经验数据中移除那些当期已不存在的影响事项。

当贷款无法收回时，在完成所有必要程序及确定损失金额后，本集团对该等贷款进行核销，冲减相应的贷款损失减值准备。核销后收回的贷款金额冲减在收益表中列支的贷款减值损失。

2.13 Impairment of financial assets (continued)

(1) Assets carried at amortised cost (continued)

The calculation of the present value of the estimated future cash flows of a collateralised financial asset reflects the cash flows that may result from foreclosure less costs for obtaining and selling the collateral.

For the purposes of a collective assessment of impairment, financial assets are grouped on the basis of similar and relevant credit risk characteristics. Those characteristics are relevant to the estimation of future cash flows for groups of such assets by being indicative of the debtors' ability to pay all amounts due according to the contractual terms of the assets being evaluated.

Future cash flows in a group of financial assets that are collectively evaluated for impairment are estimated on the basis of the contractual cash flows of the assets in the group and historical loss experience for assets with credit risk characteristics similar to those in the group. Historical loss experience is adjusted on the basis of current observable data to reflect the effects of current conditions that did not affect the period on which the historical loss experience is based and to remove the effects of conditions in the historical period that do not exist currently.

When a loan is uncollectible, it is written off against the related allowance for impairment losses. Such loans are written off after all the necessary procedures have been completed and the amount of the loss has been determined. Subsequent recoveries of amounts previously written off decrease the amount of impairment losses in the income statement.

财务报表附注 (续) Notes to the Financial Statements (continued)

2. 主要会计政策摘要 (续) 2. Summary of significant accounting policies (continued)

2.13 金融资产减值 (续)

(1) 以摊余成本计量的资产 (续)

如果在以后的会计报表期间, 减值损失的金额减少, 且该等减少与确认减值后发生的事件有客观关联 (例如债务人信用评级的改善), 则之前已确认的减值损失将通过调整准备金予以回拨, 回拨的金额于收益表内确认。

当贷款条款经重新商订后与原来出现重大差异时, 该贷款不再被视为逾期贷款, 而作为新贷款处理。

(2) 被分类为可供出售的资产

如可供出售金融资产存在减值证据时, 其累计亏损— 即其购入成本或摊余成本与现时公平值之差额, 扣除该金融资产之前已记入收益表内之累计减值损失— 需从权益储备拨转至收益表内。对于被界定为可供出售的股权投资, 在决定其是否出现减值时, 会考虑其公平值是否严重地或长期地低于其成本。如日后被分类为可供出售金融资产之债务工具之公平值增加, 并与收益表确认减值后发生之事项有客观关联, 有关之减值损失将于收益表内回拨。至于股权工具方面, 该回拨会透过权益项下之可供出售投资储备进行回拨。

2.13 Impairment of financial assets (continued)

(1) Assets carried at amortised cost (continued)

If, in a subsequent period, the amount of allowance for impairment losses decreases and the decrease can be related objectively to an event occurring after the impairment loss was recognised (such as an improvement in the debtor's credit rating), the previously recognised impairment loss is reversed by adjusting the allowance account. The amount of the reversal is recognised in the income statement.

Loans whose terms have been renegotiated with substantial difference in the terms are no longer considered to be past due but are treated as new loans.

(2) Assets classified as available-for-sale

If evidence of impairment exists for available-for-sale financial assets, the cumulative losses, measured as the difference between the acquisition cost or amortised cost and the current fair value, less any impairment loss on that financial asset previously recognised in the income statement, is removed from equity and recognised in the income statement. In the case of equity investments classified as available-for-sale, a significant or prolonged decline in the fair value of the security below its cost is considered in determining whether the assets are impaired. If, in a subsequent period, the fair value of a debt instrument classified as available-for-sale increases and the increase can be objectively related to an event occurring after the impairment loss was recognised in the income statement, the impairment loss is reversed through the income statement. With respect to equity instruments, such reversals are made through the reserve for fair value change of available-for-sale securities within equity.

财务报表附注 (续) Notes to the Financial Statements (continued)

2. 主要会计政策摘要 (续) 2. Summary of significant accounting policies (continued)

2.14 对附属公司及联营公司之投资及非金融资产之减值

使用寿命无限或尚未投入使用之资产并不会被摊销，但会每年进行减值测试。对于已进行摊销之资产，如因发生事件或情况已改变，并显示该等资产之账面值或将无法被收回，则会进行减值重检。资产的账面值超逾其可收回金额的部分会被确认为减值损失。可收回金额是指资产的公平值扣除出售成本后与其使用价值的较高者。为作出减值评估，资产乃按其最小的可分开识别现金流（现金产出单元）层次分类。于每一财务报告日，会对已发生减值的资产进行重检以确定需否回拨。

2.15 财务担保合约

财务担保合约是指签发人需要在指定的债务人未能根据持有人与债务人之间的债务合约条款履行还款责任时，需向持有人偿付因此产生的指定损失金额。

财务担保合约以合约签发当日的公平值于财务报表内初始确认为金融负债并列在「其他账项及准备」项下。其后本集团之责任按以下两者之较高者计量：(i) 根据香港会计准则第37号「准备、或然负债及或然资产」厘定之金额；及(ii) 初始确认之金额减按直线法于担保有效期内确认之累计摊销（如适用）。财务担保合约负债的变动则于收益表中确认。

2.14 Impairment of investment in subsidiaries and associates and non-financial assets

Assets that have an indefinite useful life or are not yet available for use are not subject to amortisation, but are tested annually for impairment. Assets that are subject to amortisation are reviewed for impairment whenever events or changes in circumstances indicate that the carrying amount may not be recoverable. An impairment loss is recognised for the amount by which the asset's carrying amount exceeds its recoverable amount. The recoverable amount is the higher of an asset's fair value less costs to sell and value in use. For the purposes of assessing impairment, assets are grouped at the lowest levels for which there are separately identifiable cash flows (cash generating units). Assets that suffered impairment are reviewed for possible reversal of the impairment at each reporting date.

2.15 Financial guarantee contracts

Financial guarantee contracts are contracts that require the issuer to make specified payments to reimburse the holder for a loss it incurs because a specified debtor fails to make payments when due, in accordance with the terms of a contract between the holder and the debtor.

Financial guarantees are initially recognised as financial liabilities and reported under "Other accounts and provisions" in the financial statements at fair value on the date that the guarantee was given. Subsequent to initial recognition, the Group's liabilities under such guarantees are measured at the higher of (i) the amount determined in accordance with HKAS 37 Provisions, Contingent Liabilities and Contingent Assets and (ii) the amount initially recognised less, where appropriate, cumulative amortisation recognised over the life of the guarantee on a straight-line basis. Any changes in the liability relating to financial guarantees are taken to the income statement.

财务报表附注（续） Notes to the Financial Statements (continued)

2. 主要会计政策摘要（续） 2. Summary of significant accounting policies (continued)

2.16 固定资产

(1) 房产、设备、固定设施及装置

房产主要包括分行及办公楼。房产需定期但最少每年以取自外间独立估价师之公平值扣除随后发生之折旧额列示。重估当日之累计折旧额需先冲销资产之账面毛值，冲减后之净额则重新调整至该资产之重估值。相隔期间由董事参考相近物业之公开市值以检讨房产之账面值，如董事认为该房产价值有重大变动则会作出相应调整。所有设备、固定设施及装置均以扣除累计折旧及减值后之成本列账。成本包括因取得及安装该项目而直接产生之费用。

与资产有关的后续支出，只有当其产生的未来经济利益很可能流入本集团，并且该支出能够可靠地计量时，才能将其计入资产的账面价值或作为单独的一项资产进行确认（如适当）。所有其他修理维护费用均在发生时计入当期收益表。

2.16 Fixed assets

(1) Premises, equipment, fixtures and fittings

Premises comprise primarily branches and offices. Premises are shown at fair value based on periodic, but at least annually, valuations by external independent valuers less subsequent depreciation. Any accumulated depreciation at the date of revaluation is eliminated against the gross carrying amount of the asset and the net amount is restated to the revalued amount of the asset. In the intervening periods, the directors review the carrying amount of premises, by reference to the open market value of similar properties, and adjustments are made when there has been a material change. All equipment, fixtures and fittings are stated at historical cost less accumulated depreciation and impairment. Historical cost includes expenditures that are directly attributable to the acquisition and installation of the items.

Subsequent costs are included in an asset's carrying amount or are recognised as a separate asset, as appropriate, only when it is probable that future economic benefits associated with the item will flow to the Group and the cost of the item can be measured reliably. All other repairs and maintenance costs are charged to the income statement during the financial period in which they are incurred.

财务报表附注 (续) Notes to the Financial Statements (continued)

2. 主要会计政策摘要 (续) 2. Summary of significant accounting policies (continued)

2.16 固定资产 (续)

(1) 房产、设备、固定设施及装置 (续)

房产重估后之账面增值拨入股东权益之房产重估储备中。与同一个别资产早前之增值作对销之减值部分，直接于权益项中之房产重估储备中扣减；余下之减值额则确认于收益表内。其后任何增值将拨入收益表（以早前扣减之金额为限），然后拨至房产重估储备内。出售房产时，房产重估储备中与先前估值有关之已实现部分，将从房产重估储备拨转至留存盈利。

折旧以直线法，将资产之成本值或重估值于其如下估计可用年限内摊销：

- 房产
按租约余期
- 设备、固定设施及装置
3至15年之间

本集团在每个结算日重检资产的可用年限，并按适当情况作出调整。

2.16 Fixed assets (continued)

(1) Premises, equipment, fixtures and fittings (continued)

Increases in the carrying amount arising on revaluation of premises are credited to the premises revaluation reserve in shareholders' equity. Decreases that offset previous increases of the same individual asset are charged against premises revaluation reserve directly in equity; all other decreases are expensed in the income statement. Any subsequent increases are credited to the income statement up to the amount previously debited, and then to the premises revaluation reserve. Upon disposal of premises, the relevant portion of the premises revaluation reserve realised in respect of previous valuations is released and transferred from the premises revaluation reserve to retained earnings.

Depreciation is calculated on the straight-line method to write down the cost or revalued amount of such assets over their estimated useful lives as follows:

- | | |
|------------------------------------|------------------------------------|
| • Premises | Over the remaining period of lease |
| • Equipment, fixtures and fittings | 3-15 years |

The useful lives of assets are reviewed, and adjusted if appropriate, as of each balance sheet date.

财务报表附注 (续) Notes to the Financial Statements (continued)

2. 主要会计政策摘要 (续) 2. Summary of significant accounting policies (continued)

2.16 固定资产 (续)

(1) 房产、设备、固定设施及装置 (续)

在每个结算日，源自内部及外界之资料均会被用作评定房产、设备、固定设施及装置是否出现减值之迹象。如该迹象存在，则估算资产之可收回价值，及在合适情况下将减值损失确认以将资产减至其可收回价值。该等减值损失在收益表内确认，但假若某资产乃按估值列账，而减值损失又不超过同一资产之重估盈余，此等损失则当作重估减值。可收回价值指该资产之公平值扣除出售成本后之金额，与其使用价值之较高者。减值损失会按情况于重估储备或收益表内回拨。

出售之盈利及亏损是按出售净额与有关资产账面值之差额而厘定，并于收益表内确认。

(2) 发展中物业

发展中物业是指正在建设或安装的资产，以扣除减值损失后之成本值列账。成本包括设备成本、发展、建筑及安装成本、利息和其他因该发展而产生的直接成本。分类为发展中物业的项目，在该等资产达到预定可使用状态时，转入房产或投资物业，并于该等资产转入房产的当月起开始计提折旧。

2.16 Fixed assets (continued)

(1) Premises, equipment, fixtures and fittings (continued)

At each balance sheet date, both internal and external sources of information are considered to determine whether there is any indication that premises, equipment, fixtures and fittings are impaired. If any such indication exists, the recoverable amount of the asset is estimated and where relevant, an impairment loss is recognised to reduce the asset to its recoverable amount. Such impairment loss is recognised in the income statement except where the asset is carried at valuation and the impairment loss does not exceed the revaluation surplus for that same asset, in which case it is treated as a revaluation decrease. The recoverable amount is the higher of the asset's fair value less costs to sell and value in use. Impairment loss is reversed through the premises revaluation reserve or income statement as appropriate.

Gains and losses on disposals are determined by comparing proceeds with carrying amount, relevant taxes and expenses. These are included in the income statement.

(2) Property under development

Property under development represents assets under construction or being installed and is stated at cost less impairment losses. Cost includes equipment cost, cost of development, construction, installation, interest and other direct costs attributable to the development. Items classified as property under development are transferred to premises or investment properties when such assets are ready for their intended use, and the depreciation charge commences from the month such assets are transferred to premises.

财务报表附注 (续) Notes to the Financial Statements (continued)

2. 主要会计政策摘要 (续) 2. Summary of significant accounting policies (continued)

2.16 固定资产 (续)

(2) 发展中物业 (续)

对于停建且管理层认为在可见未来不会重新启动的发展中物业工程，需对其计提减值准备。减值准备等于估计可收回金额低于账面价值的部分。可收回金额为该资产之公平值扣除出售成本后之金额。任何减值损失或回拨会于收益表内确认。

2.17 投资物业

持作赚取长期租金收益或资本增值或两者兼备者，且并非集团旗下各公司所占用之物业，均列作投资物业。出租予本集团内公司之物业，于个别公司之财务报表中分类为投资物业，及于综合财务报表中分类为房产。若经营租赁中之土地部分符合投资物业之其他定义，则需列作为投资物业。经营租赁当为融资租赁处理。

投资物业最初以成本值（包括相关交易成本）计量。经初始确认后，投资物业按专业估价师之公开市值为基础之公平值入账。若没有公开市值的相关资料，则会使用其他估值方法代替，例如在较不活跃市场的最近价格或贴现现金流量估算。这些估值均以国际估值准则委员会颁布的指引进行。

2.16 Fixed assets (continued)

(2) Property under development (continued)

Impairment losses are recognised for idle projects with respect to which management has determined that resumption in the foreseeable future is not probable. The impairment loss is equal to the extent to which the estimated recoverable amount of a specific project is less than its carrying amount. The recoverable amount is the asset's fair value less costs to sell. Impairment losses or reversals are charged to the income statement.

2.17 Investment properties

Properties that are held for long-term rental yields or for capital appreciation or both, and that are not occupied by the companies in the Group, are classified as investment properties. Properties leased out within group companies are classified as investment properties in individual companies' financial statements and as premises in consolidated financial statements. Land held under operating lease is classified and accounted for as investment property when the rest of the definition of investment property is met. The operating lease is accounted for as if it is a finance lease.

Investment properties are recognised initially at cost, including related transaction costs. After initial recognition, investment properties are measured at fair value assessed by professional valuers on the basis of open market value. If this information is not available, alternative valuation methods are used such as recent prices on less active markets or discounted cash flow projections. These valuations are performed in accordance with the guidance issued by the International Valuation Standards Committee.

财务报表附注 (续) Notes to the Financial Statements (continued)

2. 主要会计政策摘要 (续) 2. Summary of significant accounting policies (continued)

2.17 投资物业 (续)

只有在与项目相关的未来经济利益有可能流入本集团，并能够可靠地计量项目成本的情况下，本集团才会将其后之成本计入为资产账面值之一部分。所有其他维护及保养费用均需于产生时确认于当期收益表内。

任何公平值之变动会直接于收益表内反映。根据香港会计准则第12号「所得税项」有关之诠释第21号「所得税项— 收回经重新估值之非折旧资产」，投资物业重估增值需计算递延所得税项。

倘投资物业改为自用，则重新分类为房产，而就会计用途而言，其于重新分类日期之公平值成为其成本值。倘房产项目因其用途改变而成为投资物业，则根据香港会计准则第16号「物业、厂房及设备」将此项目于转让日之账面值与公平值间任何差额于权益项中确认为房产重估。惟若公平值增值抵销以往之重估损失或减值损失，该增值则于收益表内确认，并以过往已确认的损失金额为限。

2.17 Investment properties (continued)

Subsequent expenditure is charged to the asset's carrying amount only when it is probable that future economic benefits associated with the item will flow to the Group and the cost of the item can be measured reliably. All other repairs and maintenance costs are expensed in the income statement during the financial period in which they are incurred.

Any changes in fair value are reported directly in the income statement. Deferred income tax is provided on revaluation surpluses of investment properties in accordance with HKAS-Int 21 "Income Taxes - Recovery of Revalued Non-Depreciable Assets" on HKAS 12 "Income Taxes".

If an investment property becomes owner-occupied, it is reclassified as premises, and its fair value at the date of reclassification becomes its cost for accounting purposes. If an item of premises becomes an investment property because its use has changed, any difference resulting between the carrying amount and the fair value of this item at the date of transfer is recognised in equity as a revaluation of premises under HKAS 16 "Property, Plant and Equipment". However, if a fair value gain reverses a previous revaluation loss or impairment loss, the gain is recognised in the income statement up to the amount previously debited.

财务报表附注 (续) **Notes to the Financial Statements (continued)**

2. 主要会计政策摘要 (续) **2. Summary of significant accounting policies (continued)**

2.18 租赁

(1) 经营租赁

经营租赁是指实质上由出租公司保留拥有资产之大部分风险及回报之租赁。经营租赁之租金款额(扣除自出租公司收取之任何回扣款额), 当中包括于租约开始当日能识别之土地使用权付款部分, 将于租赁期内以直线法在收益表中确认。

若经营租赁于租约到期前已结束, 任何需缴付予出租人之罚款将于结束发生当月于收益表内确认为支出。

若本集团为出租方, 经营租赁的土地及房产会被列为投资物业。经营租赁之租金收入在租约期内以直线法确认。

2.18 Leases

(1) Operating leases

Leases in which a significant portion of the risks and rewards of ownership are retained by the lessor are classified as operating leases. The total payments made under operating leases (net of any incentives received from the lessor) which include land use rights with payments that are separately identifiable at inception of the lease are charged to the income statement on a straight-line basis over the period of the lease.

When an operating lease is terminated before the lease period has expired, any payment required to be made to the lessor by way of penalty is recognised as an expense in the period in which termination takes place.

Where the Group is a lessor, the land and buildings subject to the operating lease are accounted for as investment properties. Rental income from operating leases is recognised on a straight-line basis over the lease term.

财务报表附注 (续) Notes to the Financial Statements (continued)

2. 主要会计政策摘要 (续) 2. Summary of significant accounting policies (continued)

2.18 租赁 (续)

(2) 物业之融资租赁

以租约业权型式拥有之自用物业，若租约开始当日能可靠地分摊其土地及房产之价值，而且该土地的经济年限并无限期，则土地租约业权及其使用权确认为「经营租赁」。购置租约业权土地及其使用权之预付费用或有关其他成本，将按租赁期限以直线法摊销记入收益表。如以上之预付费用出现减值，该减值需即时于收益表内确认。若租约开始当日未能可靠地划分其土地及房产之价值，则土地与房产部分均继续被视为融资租赁，并以公平值列账。

若本集团拥有之土地及房产部分均被分类为投资物业如其为融资租赁，并以公平值列账，则其土地及房产部分并不需分开估量。

2.18 Leases (continued)

(2) Finance leases on properties

Where the land and buildings elements of leasehold properties held for own use can be split reliably at inception of the lease, leasehold land and land use rights are recognised as operating leases if they have indefinite economic lives. The up-front prepayments made or other costs incurred for acquiring the leasehold land and land use rights are expensed in the income statement on a straight-line basis over the period of the lease. Where there is impairment of the up-front prepayments, the impairment is expensed in the income statement immediately. Where the land and buildings cannot be split reliably at inception of the lease, the land and buildings elements will continue to be treated as finance leases and measured at fair value.

Separate measurements of the land and buildings elements are not required when the Group's interest in both land and buildings is classified as investment properties as if they are finance leases and are measured at fair value.

财务报表附注 (续) **Notes to the Financial Statements (continued)**

2. 主要会计政策摘要 (续) 2. Summary of significant accounting policies (continued)

2.18 租赁 (续)

2.18 Leases (continued)

**(2) 物业之融资租赁
(续)**

(2) Finance leases on properties (continued)

根据中国银行(香港)有限公司(合并)条例(「合并条例」)2001, 被指定分行及附属公司之所有资产及负债, 以及在香港之中银集团所遗留下之若干实体之股权, 均被有效地转移到中银香港, 而中银香港乃由之后新成立之中银香港(控股)有限公司直接拥有(下称「合并」)。此乃本集团之重大事件, 本集团因此采用了合并时之估值, 作为以租约业权型式拥有物业之设定成本, 以反映合并当时之情况。

Pursuant to the Bank of China (Hong Kong) Limited (Merger) Ordinance ("Merger Ordinance") 2001, all assets and liabilities of the designated branches and subsidiaries, and the shares of certain entities of the legacy Bank of China Group in Hong Kong were effectively transferred to BOCHK, which was immediately owned by the then newly formed BOC Hong Kong (Holdings) Limited ("the Merger"). This was a significant event and the Group has therefore adopted the valuation at the date of the Merger as the deemed cost for its leasehold properties to reflect the circumstances at the time of the Merger.

财务报表附注 (续) Notes to the Financial Statements (continued)

2. 主要会计政策摘要 (续) 2. Summary of significant accounting policies (continued)

2.18 租赁 (续)

(2) 物业之融资租赁 (续)

于合并时采纳设定成本后，本集团参考独立专业估价师为合并而于2001年8月31日所进行之估值，当时并没有对以租约业权型式拥有之物业按土地与房产部分所占之价值进行划分。任何其后对合并时之租约业权型式拥有之物业所作之土地与房产部分之划分，均属于假设性，并不能反映具可靠性之资料。因此，本集团之租约业权型式拥有之物业，因不能可靠地划分土地及房产之价值，而整体被视为融资租赁。本集团亦根据香港会计准则第16号「物业、厂房及设备」，采用了重估模型，对此等被列为融资租赁之自用资产，均以扣除累计折旧及减值损失后之公平值列账。

2.19 现金及等同现金项目

就综合现金流量表而言，现金及等同现金项目指按原来到期日，于购入日期起计三个月内到期之结余，包括现金、银行及其他金融机构之结余、短期票据及被分类为投资证券及存款证之票据。

2.18 Leases (continued)

(2) Finance leases on properties (continued)

On adoption of the deemed cost at the date of Merger, the Group made reference to the independent property valuation conducted as at 31 August 2001 for the purpose of the Merger, which did not split the values of the leasehold properties between the land and buildings elements. Any means of subsequent allocation of the valuation of the leasehold properties at the date of Merger between the land and buildings elements would be notional and therefore would not represent reliable information. It is determined that the values of the land and buildings elements of the Group's leasehold properties cannot be reliably split and the leasehold properties are treated as finance leases. The Group has also adopted the revaluation model under HKAS 16 "Property, Plant and Equipment" by which assets held for own use arising under these finance leases are measured at fair value less any accumulated depreciation and impairment losses.

2.19 Cash and cash equivalents

For the purposes of the consolidated cash flow statement, cash and cash equivalents comprise balances with original maturity less than three months from the date of acquisition, including cash, balances with banks and other financial institutions, short-term bills and notes classified as investment securities and certificates of deposit.

财务报表附注 (续) Notes to the Financial Statements (continued)

2. 主要会计政策摘要 (续) 2. Summary of significant accounting policies (continued)

2.20 准备

当本集团因为已发生之事件而须承担法律性或推定性之现有责任，而解除该责任时有可能消耗有经济利益之资源，需在责任金额能够可靠地作出估算之情况下，为确认有关责任而拨备。

2.20 Provisions

Provisions are recognised when the Group has a present legal or constructive obligation as a result of past events, it is probable that an outflow of resources embodying economic benefits will be required to settle the obligation, and a reliable estimate of the amount of the obligation can be made.

2.21 雇员福利

(1) 退休福利成本

本集团根据认可职业退休计划或强积金计划之定额供款退休计划作出供款，集团雇员均可参与。在职业退休计划下，集团与雇员之供款按雇员基本薪金之百分比计算，在强积金计划下该等供款则按强积金规例计算。退休福利计划成本代表本集团应与此等计划支付之供款，会于产生时在收益表支取。雇员于全数享有其应得之集团供款部分前退出此职业退休计划，因而被没收之本集团供款，会被本集团用作扣减其目前供款负担或根据职业退休计划信托契据条款冲减其开支。

退休计划之资产与本集团之资产分开持有，并由独立管理基金保管。

2.21 Employee benefits

(1) Retirement benefit costs

The Group contributes to defined contribution retirement schemes under either recognised ORSO schemes or MPF schemes that are available to the Group's employees. Contributions to the schemes by the Group and employees are calculated as a percentage of employees' basic salaries for the ORSO schemes and in accordance with the MPF rules for MPF schemes. The retirement benefit scheme costs are charged to the income statement as incurred and represent contributions payable by the Group to the schemes. Contributions made by the Group that are forfeited by those employees who leave the ORSO scheme prior to the full vesting of their entitlement to the contributions are used by the Group to reduce the existing level of contributions or to meet its expenses under the trust deed of the ORSO schemes.

The assets of the schemes are held in independently-administered funds separate from those of the Group.

财务报表附注 (续) Notes to the Financial Statements (continued)

2. 主要会计政策摘要 (续) 2. Summary of significant accounting policies (continued)

2.21 雇员福利 (续)

(2) 有偿缺勤

雇员获享之年度休假及病假在累积时确认, 本集团会对雇员服务至结算日所累积, 但尚未使用之年度休假及预计所需支付之病假作出估算及拨备。

年度休假及病假以外之其他有偿缺勤均不允许累积。若雇员于获享有偿缺勤之年度内未能悉数享用该等可用缺勤, 剩余之可用缺勤将被取消。雇员于离职时亦无权收取现金以弥补任何未被使用之可用缺勤。故集团于此类缺勤发生时始予以确认。

(3) 奖金计划

若因雇员提供之服务而令集团产生法律性或推定性之现有责任, 而该责任之金额亦能可靠地作出估算, 集团需确认该预期之奖金支出并以负债列账。奖金计划之负债预期会于12个月内被偿付, 并以偿付时之预期金额计算。

2.21 Employee benefits (continued)

(2) Leave entitlements

Employee entitlements to annual leave and sick leave are recognised when they accrue to employees. A provision is made for the estimated liability for unused annual leave and the amount of sick leave expected to be paid as a result of services rendered by employees up to the balance sheet date.

Compensated absences other than annual leave and sick leave are non-accumulating; they lapse if the current period's entitlement is not used in full and do not entitle employees to a cash payment for unused entitlement on leaving the Group. Such compensated absences are recognised when the absences occur.

(3) Bonus plans

The expected cost of bonus payments are recognised as a liability when the Group has a present legal or constructive obligation as a result of services rendered by employees and a reliable estimate of the obligation can be made. Liabilities for bonus plans are expected to be settled within twelve months and are measured at the amounts expected to be paid when they are settled.

财务报表附注 (续) Notes to the Financial Statements (continued)

2. 主要会计政策摘要 (续) 2. Summary of significant accounting policies (continued)

2.22 本期及递延所得税项

在有关期间的税务支出包括本期及递延税项。除直接于权益账内确认的项目亦需于权益账内确认其税项外，税项于收益表内确认。

基于溢利而需支付之所得税，是根据本银行，附属公司及联营公司在营运及产生应课收入之司法管辖地区于结算日已执行或实际会执行之适用税法计算，并于溢利产生当期确认为本期所得税项支出。

所有因综合财务报表内资产及负债之税务基础与其账面值之暂时性差异而产生之递延所得税项均以资产负债表负债法提拨。递延所得税项是按结算日已执行或实际会执行之税率，及预期于相关之递延所得税资产实现时或递延所得税负债需清付时所适用之税率计算。

主要之暂时性差异源于资产减值准备、物业及设备之折旧、若干资产之重估，包括可供出售证券及物业、以及结转之税务亏损。除企业合并外，若资产或负债在交易初始确认时，并未有对会计损益或应课税损益构成影响，则无需确认递延所得税项。

2.22 Current and deferred income taxes

Tax expenses for the period comprises current and deferred tax. Tax is recognised in the income statement, except to the extent that it relates to items recognised directly in equity. In this case, the tax is also recognised in equity.

Income tax payable on profits, based on the applicable tax law enacted or substantially enacted at the balance sheet date in each jurisdiction where the Bank and the subsidiaries and associates operate and generate taxable income, is recognised as a current income tax expense in the period in which profits arise.

Deferred income tax is provided in full, using the balance sheet liability method, on temporary differences arising between the tax bases of assets and liabilities and their carrying amounts in the consolidated financial statements. Deferred income tax is determined using tax rates and laws that have been enacted or substantially enacted by the balance sheet date and are expected to apply when the related deferred income tax asset is realised or the deferred income tax liability is settled.

The principal temporary differences arise from asset impairment provisions, depreciation of property and equipment, revaluation of certain assets including available-for-sale securities and properties, and tax losses carried forward. However, the deferred income tax is not recognised if it arises from initial recognition of an asset or liability in a transaction other than a business combination that at the time of the transaction affects neither accounting nor taxable profit or loss.

财务报表附注 (续) Notes to the Financial Statements (continued)

2. 主要会计政策摘要 (续) 2. Summary of significant accounting policies (continued)

2.22 本期及递延所得税项 (续)

所有因应课税暂时性差异而产生之递延所得税项负债均会被确认，而当未来之应课税利润预计可被用作抵扣暂时性差异时，因该暂时性差异而产生之递延所得税资产将被确认。

递延所得税项乃记于收益表内。但因可供出售证券的公允价值重新计量及对物业之重估直接计入权益内，故由此产生的递延税项也直接计入权益内，并于以后随着相关递延收益和损失的确认而一同确认在收益表中。

2.23 收回资产

收回资产按其收回日之公允价值扣除出售成本后之净值及有关贷款之摊余成本之较低者列账。有关贷款及应收款及有关已提准备于资产负债表中予以注销。其后，收回资产取其成本及公允价值扣除出售成本后之净值中之较低者计量，并于「其他资产」项下之「待售非流动资产」列账。

2.24 信托业务

本集团一般以信托人或其他受托人身分，代表个人、信托及其他机构持有或管理资产。由于该等资产并不属于本集团资产，据而产生之资产及任何收入或亏损，将不计入本财务报表内。

2.22 Current and deferred income taxes (continued)

Deferred income tax liabilities are provided in full on all taxable temporary differences and deferred income tax assets are recognised to the extent that it is probable that future taxable profit will be available against which the temporary differences can be utilised.

Deferred income tax is charged or credited in the income statement except for deferred income tax relating to fair value re-measurement of available-for-sale investments and revaluation of premises which are charged or credited directly to equity, in which case the deferred income tax is also credited or charged directly to equity and is subsequently recognised in the income statement together with the realisation of the deferred gain and loss.

2.23 Repossessed assets

Reposessed assets are initially recognised at the lower of their fair value less costs to sell and the amortised cost of the related outstanding loans on the date of repossession, and the related loans and advances together with the related impairment allowances are derecognised from the balance sheet. Subsequently, reposessed assets are measured at the lower of their cost and fair values less costs to sell and are reported as 'Non-current assets held for sale' under 'Other assets'.

2.24 Fiduciary activities

The Group commonly acts as a trustee, or in other fiduciary capacities, that result in its holding or managing assets on behalf of individuals, trusts and other institutions. These assets and any income or losses arising thereon are excluded from these financial statements, as they are not assets of the Group.

财务报表附注（续） Notes to the Financial Statements (continued)

2. 主要会计政策摘要（续） 2. Summary of significant accounting policies (continued)

2.25 或然负债及或然资产

或然负债是指由过去已发生的事件引起的可能需要履行的责任，其存在将由一宗或多宗本集团所不能完全控制的未来不确定事件出现与否来确认。或然负债也可能是由于过去已发生事件而引致的现有责任，但由于估计不会导致经济利益的流出或因不能可靠地计量责任金额，故未有被确认。

或然负债不会被确认为准备，但会在财务报表附注中加以披露。如情况发生变化，使经济利益的流出变得很有可能时，则会将其确认为准备。

或然资产指因为已发生之事件而可能产生之资产，此等资产只能就本集团不能完全控制之一宗或多宗未来不确定事件之出现与否才能确认。

或然资产不会被确认，但如有可能收到经济利益时，会在财务报表附注中披露。若将会收到之经济利益可被实质确定时，将确认为资产。

2.26 有关连人士

就此等财务报表而言，倘本集团有能力直接或间接控制另一方，或可对另一方之财务及经营决策发挥重大影响力，或相反，或倘本集团与此方人士受到共同控制，则该等人士被视为有关连人士。有关连人士可为个人或实体。

2.25 Contingent liabilities and contingent assets

A contingent liability is a possible obligation that arises from past events and whose existence will only be confirmed by the occurrence or non-occurrence of one or more uncertain future events not wholly within the control of the Group. It can also be a present obligation arising from past events that is not recognised because it is not probable that an outflow of economic resources will be required or the amount of obligation cannot be measured reliably.

A contingent liability is not recognised as a provision but is disclosed in the notes to the financial statements. When a change in the probability of an outflow occurs so that outflow is probable, it will then be recognised as a provision.

A contingent asset is a possible asset that arises from past events and whose existence will be confirmed only by the occurrence or non-occurrence of one or more uncertain events not wholly within the control of the Group.

Contingent assets are not recognised but are disclosed in the notes to the financial statements when an inflow of economic benefits is probable. When the inflow is virtually certain, it will be recognised as an asset.

2.26 Related parties

For the purposes of these financial statements, a party is considered to be related to the Group if the Group has the ability, directly and indirectly, to control the party or exercise significant influence over the party in making financial and operating decisions, or vice versa, or where the Group and the party are subject to common control. Related parties may be individuals or entities.

财务报表附注 (续)

Notes to the Financial Statements (continued)

3. 应用会计政策时之重大会计估计及判断

3. Critical accounting estimates and judgements in applying accounting policies

本集团作出的会计估计和假设通常会影响到下一会计年度的资产和负债的账面价值。该等估计及判断是根据过往历史经验及于有关情况下被认为合理之其他因素，包括对未来事件的预期而作出，并会持续接受评估。对因必要的估计及判断转变，而会影响其账面值的资产及负债项目范围，将列示如下。如可厘定，重要假设或其他估量所存在之不明朗因素及其转变所带来之影响将于以下列出。而未来有可能根据实际情况的变化对这些会计估计做出重大调整。

The Group makes estimates and assumptions that affect the reported amounts of assets and liabilities within the next financial year. Estimates and judgements are continually evaluated and are based on historical experience and other factors, including expectations of future events that are believed to be reasonable under the circumstances. Areas susceptible to changes in essential estimates and judgements, which affect the carrying amount of assets and liabilities, are set out below. The effect of changes to either the key assumptions or other estimation uncertainties will be presented below if it is practicable to determine. It is possible that actual results may require material adjustments to the estimates referred to below.

3.1 贷款及应收款减值准备

3.1 Impairment allowances on loans and advances

本集团至少每季对贷款组合的减值损失情况进行一次评估。于决定是否确认减值损失于综合收益表时，本集团于识别某一贷款组合内个别贷款之减值损失前，会首先判断是否有可观察数据显示该贷款组合所产生之未来预计现金流量将出现有可量度之下降。该证据包括显示该组合内借款人之还款状况有不利转变（如拖欠或逾期还款）或与组合内贷款资产违约有关的经济状况。管理层于估计未来现金流量时，将根据具有与该组合类似之信贷风险特征及客观减值证据之资产之过往损失经验作为估计基准。用作估计未来现金流量金额及时间之方法及假设会被定期检讨，藉以减少估计损失与实际损失经验间之差异。

The Group reviews its loan portfolios to assess impairment at least on a quarterly basis. In determining whether an impairment loss should be recorded in the income statement, the Group makes judgements as to whether there is any observable data indicating that there is a measurable decrease in the estimated future cash flows from a portfolio of loans and advances before the decrease can be identified with an individual loan in that portfolio. This evidence may include observable data indicating that there has been an adverse change in the payment status of borrowers in a group (e.g. payment delinquency or default), or economic conditions that correlate with defaults on assets in the group. Management uses estimates based on historical loss experience for assets with credit risk characteristics and objective evidence of impairment similar to those in the portfolio when estimating expected future cash flows. The methodology and assumptions used for estimating both the amount and timing of future cash flows are reviewed regularly to reduce any differences between loss estimates and actual loss experience.

财务报表附注 (续)

Notes to the Financial Statements (continued)

3. 应用会计政策时之重大会计估计及判断 (续)

3. Critical accounting estimates and judgements in applying accounting policies (continued)

3.2 持有至到期日和可供出售投资减值

3.2 Impairment of held-to-maturity and available-for-sale investments

本集团至少每季对其持有至到期日和可供出售投资组合的减值损失情况进行一次评估。于决定该等投资是否出现减值时，会评估其风险特征和表现，例如外部评级、市场价值等。本集团会参照该等组合的市场表现、发行人的目前付款情况、相关资产表现、与抵押资产违约直接相关的经济情况，而对每一项投资的违约率和损失严重性作出估计。

对于各类资产抵押证券或按揭抵押证券(ABS/MBS)，本集团采用全面的方法评估某一证券是否已减值。在此方法之下，本集团不仅会考虑该债券的市场价格(MTM)及其外部评级，也会考虑其他因素，包括FICO评分、发行年期、押品所在地、可调整利率之按揭(ARM)的情况、拖欠比率、押品保障水平、贷款与估值比率及相关资产的提前还款速度。在参考以上因素后，ABS/MBS还需符合集团所设定的信贷提升覆盖比率。此项比率乃基于对该项ABS/MBS所掌握的拖欠、强制收回及收回押品(REO)的数据，对违约率作出的假设来确定。

The Group reviews its held-to-maturity and available-for-sale investment portfolios to assess impairment at least on a quarterly basis. In determining whether any of these investments is impaired, risk characteristics and performance such as external credit rating, market price etc will be assessed. The Group makes estimates on the default rate and loss severity of each investment with reference to market performance of the portfolios, current payment status of the issuers or performance of the underlying assets, or economic conditions that correlate with defaults on the collateralised assets.

For asset/mortgage backed securities ("ABS/MBS"), the Group adopts a comprehensive methodology in determining whether a particular security is impaired. Under the methodology, the Group will not only take into consideration the mark-to-market (MTM) price of the issue and its external credit rating, but also other factors including the FICO score, vintage, location, adjustable rate mortgage ("ARM") status, delinquencies, level of collateral protection, loan to value ratio and prepayment speed of the underlying assets. Having considered these factors, the ABS/MBS issue has to further pass the required credit enhancement coverage ratio set by the Group. This ratio is determined by applying assumptions regarding the default rates based on the available delinquency, foreclosure and real estate owned ("REO") data of the ABS/MBS issue.

财务报表附注 (续)

Notes to the Financial Statements (continued)

3. 应用会计政策时之重大会计估计及判断 (续)

3. Critical accounting estimates and judgements in applying accounting policies (continued)

3.2 持有至到期日和可供出售投资减值 (续)

3.2 Impairment of held-to-maturity and available-for-sale investments (continued)

以上评估所使用的方法和假设会定期检讨。在评估年内ABS/MBS的减值时，本集团继续考虑以ABS/MBS的市场价值出现重大下跌作为一个减值的主要指标。此外，因为本集团持有的若干ABS/MBS之市场流动性减少及其参考价格分布扩宽，所以本集团在评估所持有的每项证券的信贷提升覆盖比率是否存在重大的不利转变时，会考虑其相关按揭组合的已知拖欠及信用损失，以确保对信贷的减值有足够的客观证据支持。

不少本集团所持有的ABS/MBS结构复杂，并涉及持续多年的现金流。此等未来的现金流乃取决于美国的住宅楼宇价格及美国经济表现等经济因素。因此，该等证券的可收回金额于现结算日未必可准确估计，未来的会计年度有可能需计提额外的减值损失或将减值损失拨回。

The methodology and assumptions used for the assessments are reviewed regularly. In evaluating impairment of ABS/MBS during the year, the Group continued to consider significant decline in market prices of ABS/MBS to be a key indicator of impairment. In addition, due to reduced market liquidity and wider dispersion in indicative prices of certain ABS/MBS held by the Group, the Group also ensured that there was additional objective evidence of credit impairment by considering whether there has been a significant adverse change in the credit enhancement coverage ratio, taking into account the reported delinquencies and credit losses incurred in the underlying mortgage portfolio for each security held by the Group.

Many of the ABS/MBS held by the Group are complex, and involve cashflows over many years. These future cashflows depend on economic factors such as US residential real estate prices and the performance of the US economy. The recoverable amounts of the securities therefore cannot be predicted with certainty at the current balance sheet date, and additional impairment charges - or releases of impairment charges - may be required in future accounting periods.

财务报表附注 (续)

Notes to the Financial Statements (continued)

3. 应用会计政策时之重大会计估计及判断 (续)

3. Critical accounting estimates and judgements in applying accounting policies (continued)

3.3 衍生金融工具的公平值

3.3 Fair values of derivatives financial instruments

没有活跃市场报价之衍生金融工具，其公平值会根据估值方法厘定。所采用之估值方法包括贴现现金流量分析，以及从外间购入，并被业内广泛采用之财务分析或风险管理系统之内置模型。若实际操作上可行，定价模型将只采用可观察数据。

The fair values of derivatives financial instruments that are not quoted in active markets are determined by using valuation techniques. Valuation techniques used include discounted cash flows analysis and models with built-in functions available in externally acquired financial analysis or risk management systems widely used by the industry. To the extent practical, the models use only observable data.

3.4 持有至到期日投资

3.4 Held-to-maturity investments

本集团跟循香港会计准则第39号之指引，将具有固定或确定付款额及还款期的若干非衍生工具金融资产分类为持有至到期日投资。此分类需运用重大判断。于使用该判断时，本集团会考虑其持有之意向及能持有该资产至到期日之能力。除香港会计准则第39号所列出的特定情况下，例如出售金额不重大之接近到期日投资，若本集团未能持有该等投资至到期日，则整个类别需被重新分类为可供出售投资，而该投资将以公平值计量，而不能以摊余成本计量。

The Group follows the guidance of HKAS 39 in classifying certain non-derivative financial assets with fixed or determinable payments and fixed maturity as held-to-maturity. This classification requires significant judgement. In making this judgement, the Group evaluates its intention and ability to hold such investments to maturity. If the Group fails to hold these investments to maturity other than for specific circumstances defined in HKAS 39, such as selling an insignificant amount close to maturity, it will be required to reclassify the entire portfolio of assets as available-for-sale. The investments would then be measured at fair value and not amortised cost.

3.5 准备

3.5 Provision

集团在每个资产负债表日都会判断是否过去事项导致了存在现时的法定义务和推定义务，同时判断履行相关义务导致经济利益流出的可能性，并确定该义务金额的可靠估计数。

The Group uses judgment to assess whether the Group has a present legal or constructive obligation as a result of past events at each balance sheet date, and judgment is used to determine if it is probable that an outflow of resources embodying economic benefits will be required to settle the obligation, and to determine a reliable estimate of the amount of the obligation.

财务报表附注 (续) Notes to the Financial Statements (continued)

4. 金融风险管理

本集团因从事各类业务而涉及金融风险。主要金融风险包括信贷风险、市场风险(包括货币风险及利率风险)及流动资金风险。本附注总结本集团的这些风险承担, 以及其目标、风险管理的政策与程序及量度这些风险的方法。

金融风险管理架构

集团风险管理管治架构覆盖业务发展的全部过程, 以保证在业务经营中的各类风险都能得到有效管理及控制。集团拥有完善的风险管理架构, 并有一套全面的风险管理政策及程序, 用以识别、量度、监察及控制可能出现的各类风险。集团亦定期重检及更新风险管理政策及程序, 以配合市场及业务策略的转变。不同层面的风险承担者分别负责与其相关的风险管理责任。

董事会代表着股东的利益, 是集团风险管理的最高决策机构, 并对风险管理负最终责任。董事会在风险委员会的协助下, 负责确定集团的总体风险管理策略, 并确保集团具备有效的风险管理系统以落实执行有关策略。

风险委员会是董事会成立的常设委员会, 负责监控本集团的各类风险; 审批高层次的风险相关政策, 并监督其执行; 审查重大的或高风险的风险承担或交易, 并对认为不应该进行的交易行使否决权。

4. Financial risk management

The Group is exposed to financial risks as a result of engaging in a variety of business activities. The principal financial risks are credit risk, market risk (including currency risk and interest rate risk) and liquidity risk. This note summarises the Group's exposures to these risks, as well as its objectives, policies and processes for managing and the methods used to measure these risks.

Financial risk management framework

The Group's management governance structure is designed to cover all business processes and ensure various risks are properly managed and controlled in the course of conducting business. The Group has a robust risk management organisational structure with a comprehensive set of policies and procedures to identify, measure, monitor and control various risks that may arise. These risk management policies and procedures are regularly reviewed and modified to reflect changes in markets and business strategies. Various groups of risk takers assume their respective responsibilities for risk management.

The Board of Directors, representing the interests of shareholders, is the highest decision making authority of the Group and has the ultimate responsibility for risk management. The Board, with the assistance of the Risk Committee, has the primary responsibility for the formulation of risk management strategies and for ensuring that the Group has an effective risk management system to implement these strategies.

The Risk Committee ("RC"), a standing committee established by the Board of Directors, is responsible for overseeing the Group's various types of risks, reviewing and approving high-level risk-related policies and overseeing their implementation, reviewing significant or high risk exposures or transactions and exercising its power of veto if it considers that any transaction should not proceed.

财务报表附注 (续)

Notes to the Financial Statements (continued)

4. 金融风险管理 (续)

4. Financial risk management (continued)

金融风险管理架构 (续)

总裁负责管理本集团各类风险, 审批详细的风险管理政策, 在董事会授权范围内审批重大风险承担或交易。风险总监负责协助总裁履行对各类风险日常管理的职责, 提出新的风险管理策略、项目和措施以配合监管要求的变化, 从而更好地监察及管理新业务、产品及营运环境转变而引致的风险。风险总监还根据授权负责审核重大风险承担或交易, 并对认为不应该进行的交易行使否决权。

集团建立了合适的内部控制程序, 包括设立权责分立清晰的组织架构, 以监察业务运作是否符合既定政策、程序及限额。适当的汇报机制也充分地使监控职能独立于业务范畴, 同时促成机构内适当的职责分工, 有助营造适当的内部控制环境。

Financial risk management framework (continued)

The Chief Executive (“CE”) is responsible for managing the Group’s various types of risks, approving detailed risk management policies, and approving material risk exposures or transactions within his authority delegated by the Board of Directors. The Chief Risk Officer (“CRO”) assists the CE in fulfilling his responsibilities for the day-to-day management of risks. The CRO is responsible for initiating new risk management strategies, projects and measures that will enable the Group to better monitor and manage new risk issues or areas that may arise from time to time from new businesses, products and changes in the operating environment. He may also take appropriate initiatives in response to regulatory changes. The CRO is also responsible for reviewing material risk exposures or transactions within his delegated authority and exercising his power of veto if he believes that any transaction should not proceed.

The Group has put in place appropriate internal control systems, including establishment of an organisation structure that sets adequately clear lines of authority and responsibility for monitoring compliance with policies, procedures and limits. Proper reporting lines also provide sufficient independence of the control functions from the business areas, as well as adequate segregation of duties throughout the organisation which helps to promote an appropriate internal control environment.

财务报表附注（续） Notes to the Financial Statements (continued)

4. 金融风险管理（续） 4. Financial risk management (continued)

产品开发

为了提高风险评估工作的有效性，本行建立了一套完善的产品开发管理制度。在产品开发过程中，本行各单位具有清晰的职责及分工，并需要遵循既定的风险评估程序开展工作。

根据管理层提出的年度发展目标，产品管理单位负责提出相应的业务发展和新产品开发计划，进行具体的产品开发工作。策略发展部门负责确保产品开发符合银行整体策略；风险管理、法律合规、财务等部门负责对风险评估结果进行审核。

除负责本单位新产品开发项目的项目管理工作外，产品管理单位将与风险评估部门共同负责识别和分析项目所涉及的各项风险。而出于内部控制的考虑，风险评估部门需要对项目的风险评估结果和风险管理措施进行独立审核；只有在各风险评估部门均确认同意项目的风险管理措施有效可行，有关产品才能最终推出市场。

Product development

To ensure effective risk assessment and monitoring, the Group developed a comprehensive product development and management framework which clearly defines the roles and responsibilities of all related units, and the proper risk assessment procedures for the product development process.

In accordance with the strategic objectives set by the Management, the respective product management units are responsible for formulating business and product development plans, and the department of strategic development shall ensure the plans are aligned with the Bank's overall strategies. Departments that are responsible for risk management, legal and compliance and finance etc. are accountable for risk assessment and review.

Apart from product development, the respective business units shall work closely with relevant risk evaluating departments to identify and assess all the related risks. Based on the consideration of segregation of duties, risk evaluating departments shall conduct independent review on risk management procedures and assessment results. Products can only be launched after the risk management procedures are fulfilled and endorsed by all risk evaluating departments.

财务报表附注 (续) Notes to the Financial Statements (continued)

4. 金融风险管理 (续) 4. Financial risk management (continued)

4.1 信贷风险

信贷风险指因客户或交易对手未能或不愿意履行与本集团签订的合约责任的风险。信贷风险主要来自借贷、贸易融资及资金业务,包括银行同业交易、债券及证券投资。

信贷风险管理架构

集团制定了一套全面的信贷风险管理政策与程序和恰当的信贷风险限额,用以管理及控制信贷风险。集团定期重检及更新该等政策与程序及限额,以配合市场及业务策略的转变。

集团的组织架构适当制定了明确的授权及职责,以监控遵守政策、程序及限额的情况。

信贷风险主管负责管理信贷风险,并领导制定所有信贷风险管理政策与程序,直接向风险总监汇报。本集团的不同单位都有其相应的信贷风险管理责任。业务单位是风险管理的第一道防线,而风险管理部门则独立于业务单位,负责信贷风险的日常管理,以及草拟、检查和更新信贷风险管理政策与程序。集团的主要附属银行南商、南商(中国)及集友,亦采用与集团一致的风险管理政策。这些附属公司独立执行其风险管理策略,并定期向集团管理层汇报。

4.1 Credit Risk

Credit risk is the risk that a customer or counterparty will be unable to or unwilling to meet its obligations under a contract. It arises principally from lending, trade finance and treasury businesses including inter-bank transactions, investments in bonds and securities.

Credit risk management framework

The Group has formulated a comprehensive set of credit risk management policies and procedures, and appropriate credit risk limits to manage and control credit risk that may arise. These policies, procedures and credit risk limits are regularly reviewed to cope with changes in market conditions and business strategies.

The Group's organisation structure establishes a clear set of authority and responsibility for monitoring compliance with policies, procedures and limits.

The Chief Credit Officer ("CCO") reports directly to the CRO and is responsible for the management of credit risk and for the formulation of all credit policies and procedures. Various units of the Group have their respective credit risk management responsibilities. Business units act as the first line of defense while risk management units, which are independent from the business units, are responsible for the day-to-day management of credit risks. The Risk Management Department ("RMD") has the primary responsibility for drafting, reviewing and updating credit risk management policies and procedures. The Group's principal banking subsidiaries, Nanyang, Nanyang (China) and Chiyu, have also formulated their own credit risk policies that are consistent with those of the Group. These subsidiaries execute their risk management strategies independently and report to the Group's management on a regular basis.

财务报表附注 (续) Notes to the Financial Statements (continued)

4. 金融风险管理 (续) 4. Financial risk management (continued)

4.1 信贷风险 (续)

信贷风险管理架构 (续)

总裁在董事会授予之权限内按管理需要转授权予相关下级人员。集团按照信贷业务性质、评级、信贷风险承担大小，设置信贷业务的审批权限。

信贷风险评估及监控

因应次按危机爆发以来迅速变化的市场情况，本行已持续重检信贷策略，并对关注的组合开展严格的信贷重检。

客户贷款

不同客户、交易对手或交易会根据其风险程度采用不同的信贷审批及监控程序。企业及金融机构授信申请由风险管理单位进行独立审核、客观评估及监察；小企业授信采用评分卡作为辅助工具以支援信贷决策；零售授信交易包括住宅按揭贷款、私人贷款及信用卡等采取信贷评分系统审批；同时亦采用银行评分卡支援信贷决策；须由副总裁级或以上人员审批的大额授信申请，则由集团授信和其他业务专家组成的信贷评审委员会进行独立风险评审。

风险管理部定期提供信贷风险管理报告，并按管理委员会、风险委员会及董事会的特别要求，提供专题报告，以供集团管理层持续监控信贷风险。

4.1 Credit Risk (continued)

Credit risk management framework (continued)

The Board of Directors delegates credit approval authority to the CE. The CE can further delegate to the subordinates within his limit authorised by the Board of Directors. The Group sets the limits of credit approval authority according to the business nature, rating, the level of transaction risk, and the extent of the credit exposure.

Credit risk measurement and control

In view of the rapidly changing market conditions since the outbreak of the Subprime crisis, the Bank has been continuously revisiting its lending strategies and conducting rigorous reviews on the concerned portfolios.

Loans and advances

Different credit approval and control procedures are adopted according to the level of risk associated with the customer, counterparty or transaction. Corporate and financial institution credit applications are independently reviewed, objectively assessed and monitored by risk management units. A small business credit scorecard as a supplemental tool is used to assist the credit assessment of small enterprise credit facilities. A credit scoring system is used to process retail credit transactions, including residential mortgage loans, personal loans and credit cards while a bank scorecard is used to assist the risk assessment of financial institutions' credit risk. The Credit Risk Assessment Committee comprising experts from the Group's credit and other functions is responsible for making an independent assessment of all credit facilities which require the approval of Deputy Chief Executives or above.

RMD provides regular credit management information reports and ad hoc reports to the Management Committee ("MC"), RC and Board of Directors to facilitate their continuous monitoring of credit risk.

财务报表附注 (续) Notes to the Financial Statements (continued)

4. 金融风险管理 (续) 4. Financial risk management (continued)

4.1 信贷风险 (续)

信贷风险评估及监控 (续)

客户贷款 (续)

集团按照行业、地区、客户或交易对手等维度识别信贷风险集中，并监察每一交易对手信贷风险、信贷资产组合质素、信贷风险集中度的变化，定期向管理高层汇报。

参照金管局贷款分类制度的指引，集团实施五级的信贷评级系统。

「合格」是指借款人目前有履行还款责任的贷款，同时全数偿还利息及本金的机会也不成疑问。

「需要关注」是指借款人正面对困难，可能会影响银行收回贷款的本金及利息。现时并未预期出现最终损失，但如不利情况持续，有可能出现最终损失。

「次级」是指借款人正出现明显问题，以致可能影响还款的贷款。

「呆滞」是指不大可能全数收回，而银行在扣除抵押品的可变现净值后预计会承受本金和 / 或利息亏损的贷款。

「亏损」是指用尽所有追讨欠款方法后（如变卖抵押品、提出法律诉讼等）仍被视为无法收回的贷款。

4.1 Credit Risk (continued)

Credit risk measurement and control (continued)

Loans and advances (continued)

The Group identifies credit concentration risk by industry, geography, customer and counterparty risk. The Group monitors changes to counterparties credit risk, quality of the credit portfolio and risk concentrations, and reports regularly to the Group's management.

The Group's internal loan grading system divides credit assets into 5 categories with reference to HKMA's guidelines.

"Pass" represents loans where the borrower is current in meeting its repayment obligations and full repayment of interest and principal is not in doubt.

"Special Mention" represents loans where the borrowers are experiencing difficulties which may threaten the Group's position. Ultimate loss is not expected at this stage but could occur if adverse conditions persist.

"Substandard" represents loans where the borrower displays a definable weakness that is likely to jeopardise repayment.

"Doubtful" represents loans where collection in full is improbable and the Group expects to sustain a loss of principal and/or interest, taking into account the net realisable value of the collateral.

"Loss" represents loans which are considered uncollectible after all collection options (such as the realisation of collateral or the institution of legal proceedings) have been exhausted.

财务报表附注 (续) Notes to the Financial Statements (continued)

4. 金融风险管理 (续) 4. Financial risk management (continued)

4.1 信贷风险 (续)

信贷风险评估及监控 (续)

债务证券及衍生产品

为管理投资于债务证券及证券化资产的信贷风险，集团会评估外部信贷评级和证券相关资产的素质，并设定客户及证券发行人限额；对于衍生产品，集团会采用客户限额及与客户贷款一致的审批及监控程序管理信贷风险，并制定持续监控程序。

集团采用全面的方法评估各类资产抵押证券或按揭抵押证券(ABS/MBS)是否已减值。在此方法之下，集团不仅会考虑该债券的市场价格(MTM)及其外部评级，也会考虑其他因素包括资产池的FICO评分、发行年期、所在地、需作按揭利率调整(ARM)情况、拖欠比率、押品保障水平、贷款与估值比率及提前还款速度。在参考以上因素后，ABS/MBS还需符合集团所要求的信贷提升覆盖比率。此项比率基于对该项ABS/MBS所掌握的拖欠、强制收回及收回押品(REO)的数据，以及对违约率采用假设来确定。

结算风险主要来自交易对手相关外汇交易，并同时产生自因以现金、证券或股票结算支付时，尚未相应收回对方的现金、证券或股票。集团对各客户或交易对手制定每日结算限额，以涵盖任何单一日子集团的交易而产生的所有结算风险。

4.1 Credit Risk (continued)

Credit risk measurement and control (continued)

Debt securities and derivatives

For investments in debt securities and securitisation assets, the external credit rating and assessment on credit quality of the underlying assets are used for managing the credit risk involved. Credit limits are established on a customer and security issuer basis. For derivatives, the Group sets customer limits to manage the credit risk involved and follows the same approval and control processes as loans and advances. On-going monitoring procedures are established.

The Group adopts a comprehensive methodology in determining whether a particular asset/mortgage backed security ("ABS/MBS") is impaired. Under the methodology, the Group will not only take into consideration the mark-to-market (MTM) price of the issue and its external credit rating, but also other factors including the FICO score, vintage, location, adjustable rate mortgage ("ARM") status, delinquencies, level of collateral protection, loan to value ratio and prepayment speed of the underlying assets. Having considered these factors, the ABS/MBS issue has to further pass the required credit enhancement coverage ratio set by the Group. This ratio is determined by applying assumptions regarding the default rates based on the available delinquency, foreclosure and real estate owned ("REO") data of the ABS/MBS issue.

Settlement risk arises mainly from foreign exchange transactions with counterparties and also from derivatives in any situation where a payment in cash, securities or equities is made in the expectation of a corresponding receipt in cash, securities or equities. Daily settlement limits are established for each counterparty or customer to cover all settlement risk arising from the Group's market transactions on any single day.

财务报表附注 (续) Notes to the Financial Statements (continued)

4. 金融风险管理 (续) 4. Financial risk management (continued)

4.1 信贷风险 (续)

抵押品及其他改善信贷条件

集团制定抵押品估值及管理的政策, 明确抵押品的接受准则、法律有效性、贷款与估值比率、估损折扣比率、估值及保险等规定。集团须定期重估抵押品价值, 并按抵押品种类、担保的授信性质及风险状况而采用不同的估值频率及方式。物业是集团主要押品, 集团已建立机制利用指数以组合形式对物业进行估值。抵押品须购买保险并以本集团作为第一受益人。个人贷款以物业、存款、证券及投资基金作为主要抵押品; 工商贷款则主要以物业、证券、应收账款项、存款及机器作押。

对于由第三者提供担保的贷款, 集团会评估担保人的财务状况、信贷记录及履约能力。

于2008年12月31日及2007年12月31日, 本集团并无持有任何允许于借款人未违约情况下出售或再抵押之抵押品。

4.1 Credit Risk (continued)

Collateral held as security and other credit enhancements

The valuation and management of collateral have been documented in the policy covering acceptance criteria, validity of collateral, loan-to-value ratio, haircut ratio, valuation and insurance, etc. The collateral is revalued on a regular basis, though the frequency and the method used varies with the type of collateral involved and the nature and the risk of the underlying credit. The Group has established a mechanism to update the value of its main type of collateral, real properties, with the use of public indices on a portfolio basis. Collateral is insured with the Group as the beneficiary. In the personal sector, the main types of collateral are real properties, cash deposits, securities and investment funds. In the commercial and industrial sector, the main types of collateral are real properties, securities, receivables, cash deposits and machinery.

For loans guaranteed by a third party guarantor, the Group will assess the guarantor's financial condition, credit history and ability to meet obligations.

As at 31 December 2008 and 2007, the Group did not hold any collateral permitted to sell or re-pledge in the absence of default by the borrower.

财务报表附注 (续) Notes to the Financial Statements (continued)

4. 金融风险管理 (续) 4. Financial risk management (continued)

4.1 信贷风险 (续)

信贷风险承担

未计所持抵押品或其他改善信贷条件之最高信贷风险摘要如下:

4.1 Credit Risk (continued)

Credit exposures

Maximum exposures to credit risk before collateral held or other credit enhancements are summarised as follows:

		本集团 The Group	
		2008	2007
		港币百万元 HK\$'m	港币百万元 HK\$'m
与资产负债表有关的信贷风险承担:	Credit risk exposures relating to on-balance sheet assets are as follows:		
库存现金及在银行及其他金融机构的结余	Cash and balances with banks and other financial institutions	153,268	159,052
一至十二个月内到期之银行及其他金融机构存款	Placements with banks and other financial institutions maturing between 1 and 12 months	89,718	53,154
公允价值变化计入损益之金融资产	Financial assets at fair value through profit or loss		
- 债务证券	- debt securities	16,322	9,881
衍生金融工具	Derivative financial instruments	19,628	14,477
香港特别行政区政府负债证明书	Hong Kong SAR Government certificates of indebtedness	34,200	32,770
贷款及其他账项	Advances and other accounts	470,220	420,212
证券投资	Investment in securities		
- 债务证券	- debt securities - available-for-sale	170,935	100,073
- 可供出售			
- 债务证券	- debt securities - held-to-maturity	105,393	165,428
- 持有至到期日			
- 债务证券	- debt securities - loans and receivables	12,595	31,102
- 贷款及应收款			
其他资产	Other assets	13,208	20,776
与资产负债表外项目有关的信贷风险承担:	Credit risk exposures relating to off-balance sheet items are as follows:		
开出担保函	Letters of guarantee issued	11,838	9,407
贷款承担及其他信贷有关负债	Loan commitment and other credit related liabilities	241,556	221,901
		1,338,881	1,238,233

财务报表附注 (续) Notes to the Financial Statements (continued)

4. 金融风险管理 (续) 4. Financial risk management (continued)

4.1 信贷风险 (续)

4.1 Credit Risk (continued)

信贷风险承担 (续)

Credit exposures (continued)

		本银行 The Bank	
		2008	2007
		港币百万元 HK\$m	港币百万元 HK\$m
与资产负债有关的信贷风险承担:	Credit risk exposures relating to on-balance sheet assets are as follows:		
库存现金及在银行及其他金融机构的结余	Cash and balances with banks and other financial institutions	133,433	134,020
一至十二个月内到期之银行及其他金融机构存款	Placements with banks and other financial institutions maturing between 1 and 12 months	67,900	31,887
公平值变化计入损益之金融资产	Financial assets at fair value through profit or loss		
- 债务证券	- debt securities	13,016	6,042
衍生金融工具	Derivative financial instruments	18,633	13,972
香港特别行政区政府负债证明书	Hong Kong SAR Government certificates of indebtedness	34,200	32,770
贷款及其他账项	Advances and other accounts	385,860	341,896
证券投资	Investment in securities		
- 债务证券	- debt securities - available-for-sale		
- 可供出售		166,593	97,330
- 债务证券	- debt securities - held-to-maturity		
- 持有至到期日		89,817	150,873
- 债务证券	- debt securities - loans and receivables		
- 贷款及应收款		8,444	22,784
其他资产	Other assets	12,278	18,560
与资产负债表外项目有关的信贷风险承担:	Credit risk exposures relating to off-balance sheet items are as follows:		
开出担保函	Letters of guarantee issued	11,819	10,669
贷款承担及其他信贷有关负债	Loan commitment and other credit related liabilities	159,928	145,926
		1,101,921	1,006,729

财务报表附注 (续) Notes to the Financial Statements (continued)

4. 金融风险管理 (续) 4. Financial risk management (continued)

4.1 信贷风险 (续)

总贷款

提取贷款减值准备前之
总贷款按产品类别分析
如下:

4.1 Credit Risk (continued)

Gross loans and advances

Gross loans and advances before loan impairment allowances are summarised by product type as follows:

		本集团 The Group	
		2008	2007
		港币百万元 HK\$'m	港币百万元 HK\$'m
客户贷款	Advances to customers		
个人	Personal		
- 按揭	- Mortgages	130,980	121,663
- 信用卡	- Credit cards	6,445	5,641
- 其他	- Others	14,321	14,382
公司	Corporate		
- 商业贷款	- Commercial loans	284,873	247,079
- 贸易融资	- Trade finance	24,555	24,275
		461,174	413,040
贸易票据	Trade bills	7,609	5,334
银行及其他金融机构贷款	Advances to banks and other financial institutions	3,738	3,223
总计	Total	472,521	421,597
		本银行 The Bank	
		2008	2007
		港币百万元 HK\$'m	港币百万元 HK\$'m
客户贷款	Advances to customers		
个人	Personal		
- 按揭	- Mortgages	115,282	105,275
- 其他	- Others	8,674	9,541
公司	Corporate		
- 商业贷款	- Commercial loans	231,710	199,665
- 贸易融资	- Trade finance	21,578	20,726
		377,244	335,207
贸易票据	Trade bills	6,422	4,421
银行及其他金融机构贷款	Advances to banks and other financial institutions	3,738	3,222
总计	Total	387,404	342,850

财务报表附注 (续) Notes to the Financial Statements (continued)

4. 金融风险管理 (续) 4. Financial risk management (continued)

4.1 信贷风险 (续)

总贷款 (续)

有明确到期日之贷款，若其本金或利息已逾期及仍未偿还，则列作逾期贷款。须定期分期偿还之贷款，若其中一次分期还款已逾期及仍未偿还，则列作逾期处理。须即期偿还之贷款若已向借款人送达还款通知，但借款人未按指示还款，或贷款一直超出借款人获通知之批准贷款限额，亦列作逾期处理。

当有客观证据反映金融资产出现一项或多项损失事件，经过评估后相信有关损失事件已影响其未来现金流，则该金融资产已出现减值损失。

4.1 Credit Risk (continued)

Gross loans and advances (continued)

Advances with a specific repayment date are classified as overdue when the principal or interest is past due and remains unpaid. Advances repayable by regular instalments are classified as overdue when an instalment payment is past due and remains unpaid. Advances repayable on demand are classified as overdue either when a demand for repayment has been served on the borrower but repayment has not been made in accordance with the instruction or when the advances have remained continuously outside the approved limit that was advised to the borrower.

A financial asset is impaired and impairment losses are incurred if, and only if, there is objective evidence of impairment as a result of one or more events that occurred and that loss event(s) has an impact on the estimated future cash flows of the financial asset that can be reliably estimated.

财务报表附注 (续) Notes to the Financial Statements (continued)

4. 金融风险管理 (续) 4. Financial risk management (continued)

4.1 信贷风险 (续)

总贷款 (续)

如有客观证据反映金融资产已出现减值损失, 有关损失按账面值与未来现金流折现值两者间之差额计量; 金融资产已出现减值损失的客观证据包括那些已有明显讯息令资产持有人知悉发生了损失事件。

集团根据以下客观证据来识别金融资产是否已出现减值损失:

- 借款人出现重大的财务困难;
- 出现违约事件, 例如不履行或逾期偿还本金或利息;
- 当借款人出现财务困难, 贷款人基于经济或法律因素考虑而特别给予借款人贷款条件上的优惠;
- 有证据显示借款人将会破产或进行财务重整; 或
- 其他明显讯息反映有关授信资产的未来现金流将会出现明显下降。

4.1 Credit Risk (continued)

Gross loans and advances (continued)

If there is objective evidence that an impairment loss on loans has been incurred, the amount of loss is measured as the difference between the carrying amount and the present value of estimated future cash flows generated by the financial asset. Objective evidence that a financial asset is impaired includes observable data that comes to the attention of the holder of the asset about the loss events.

The criteria that the Group uses to determine that there is objective evidence of an impairment loss include:

- Significant financial difficulty incurred by the borrower;
- A breach of contract, such as a default or delinquency in interest or principal payment;
- For economic or legal reasons related to the borrower's financial difficulty, the Group has granted to the borrower a concession that it would not otherwise consider;
- Probable that the borrower will become bankrupt or undergo other financial reorganisation; or
- Other observable data indicating that there is a measurable decrease in the estimated future cash flows from such loans and advances.

财务报表附注 (续) Notes to the Financial Statements (continued)

4. 金融风险管理 (续) 4. Financial risk management (continued)

4.1 信贷风险 (续)

总贷款 (续)

(a) 非减值未逾期贷款

非减值未逾期贷款按内部信贷评级分析如下:

4.1 Credit Risk (continued)

Gross loans and advances (continued)

(a) Advances neither overdue nor impaired

Advances that were neither overdue nor impaired are analysed by internal credit grades as follows:

		本集团 The Group 2008			
		合格 Pass	需要关注 Special mention	次级或以下 Substandard or below	总计 Total
		港币百万元 HK\$'m	港币百万元 HK\$'m	港币百万元 HK\$'m	港币百万元 HK\$'m
客户贷款	Advances to customers				
个人	Personal				
- 按揭	- Mortgages	128,545	155	88	128,788
- 信用卡	- Credit cards	6,179	-	-	6,179
- 其他	- Others	13,801	75	10	13,886
公司	Corporate				
- 商业贷款	- Commercial loans	276,609	6,349	274	283,232
- 贸易融资	- Trade finance	23,381	538	5	23,924
		448,515	7,117	377	456,009
贸易票据	Trade bills	7,084	523	2	7,609
银行及其他金融机构 贷款	Advances to banks and other financial institutions	3,738	-	-	3,738
总计	Total	459,337	7,640	379	467,356

财务报表附注 (续) Notes to the Financial Statements (continued)

4. 金融风险管理 (续) 4. Financial risk management (continued)

4.1 信贷风险 (续)

4.1 Credit Risk (continued)

总贷款 (续)

Gross loans and advances (continued)

(a) 非减值未逾期贷款
(续)

(a) Advances neither overdue nor impaired (continued)

		本集团 The Group			
		2007			
		合格 Pass	需要关注 Special mention	次级或以下 Substandard or below	总计 Total
		港币百万元 HK\$m	港币百万元 HK\$m	港币百万元 HK\$m	港币百万元 HK\$m
客户贷款	Advances to customers				
个人	Personal				
- 按揭	- Mortgages	118,583	229	112	118,924
- 信用卡	- Credit cards	5,397	-	-	5,397
- 其他	- Others	13,715	78	20	13,813
公司	Corporate				
- 商业贷款	- Commercial loans	243,140	908	349	244,397
- 贸易融资	- Trade finance	23,052	795	4	23,851
		403,887	2,010	485	406,382
贸易票据	Trade bills	5,255	74	1	5,330
银行及其他金融机构 贷款	Advances to banks and other financial institutions	3,223	-	-	3,223
总计	Total	412,365	2,084	486	414,935

财务报表附注 (续) Notes to the Financial Statements (continued)

4. 金融风险管理 (续) 4. Financial risk management (continued)

4.1 信贷风险 (续)

4.1 Credit Risk (continued)

总贷款 (续)

Gross loans and advances (continued)

(a) 非减值未逾期贷款
(续)

(a) Advances neither overdue nor impaired (continued)

		本银行 The Bank 2008			
		合格 Pass	需要关注 Special mention	次级或以下 Substandard or below	总计 Total
		港币百万元 HK\$m	港币百万元 HK\$m	港币百万元 HK\$m	港币百万元 HK\$m
客户贷款	Advances to customers				
个人	Personal				
- 按揭	- Mortgages	113,189	130	77	113,396
- 其他	- Others	8,308	32	10	8,350
公司	Corporate				
- 商业贷款	- Commercial loans	225,900	4,388	224	230,512
- 贸易融资	- Trade finance	20,834	280	5	21,119
		368,231	4,830	316	373,377
贸易票据	Trade bills	6,408	13	1	6,422
银行及其他金融机构 贷款	Advances to banks and other financial institutions	3,738	-	-	3,738
总计	Total	378,377	4,843	317	383,537

财务报表附注 (续) Notes to the Financial Statements (continued)

4. 金融风险管理 (续) 4. Financial risk management (continued)

4.1 信贷风险 (续)

总贷款 (续)

(a) 非减值未逾期贷款 (续)

4.1 Credit Risk (continued)

Gross loans and advances (continued)

(a) Advances neither overdue nor impaired (continued)

		本银行 The Bank			
		2007			
		合格 Pass	需要关注 Special mention	次级或以下 Substandard or below	总计 Total
		港币百万元 HK\$m	港币百万元 HK\$m	港币百万元 HK\$m	港币百万元 HK\$m
客户贷款	Advances to customers				
个人	Personal				
- 按揭	- Mortgages	102,647	193	106	102,946
- 其他	- Others	9,011	54	19	9,084
公司	Corporate				
- 商业贷款	- Commercial loans	196,344	713	290	197,347
- 贸易融资	- Trade finance	19,698	680	4	20,382
		327,700	1,640	419	329,759
贸易票据	Trade bills	4,344	72	1	4,417
银行及其他金融机构 贷款	Advances to banks and other financial institutions	3,222	-	-	3,222
总计	Total	335,266	1,712	420	337,398

当贷款受全数抵押担保，即使发生损失事件亦未必导致减值损失。该等被评为「次级」或以下的贷款，被视为非减值贷款于上表中列示。

The occurrence of loss event(s) may not necessarily result in impairment loss where the loans are fully collateralised. While such loans are of "substandard" or lower grades, they are regarded as not being impaired and have been included in the above table.

财务报表附注 (续) Notes to the Financial Statements (continued)

4. 金融风险管理 (续) 4. Financial risk management (continued)

4.1 信贷风险 (续)

4.1 Credit Risk (continued)

总贷款 (续)

Gross loans and advances (continued)

(b) 逾期未减值贷款

(b) Advances overdue but not impaired

总逾期未减值贷款分析如下:

The gross amount of advances overdue but not impaired is analysed as follows:

		本集团 The Group 2008					
		逾期超过 3个月 但不超过 6个月 逾期3个月 或以下 Overdue for 6 months or less but over 3 months or less	逾期超过 6个月 但不超过 1年 Overdue for 1 year or less but over 6 months	逾期 超过1年 Overdue for over 1 year	总计 Total	抵押品市值 Market value of collateral	
		港币百万元 HK\$m	港币百万元 HK\$m	港币百万元 HK\$m	港币百万元 HK\$m	港币百万元 HK\$m	
客户贷款	Advances to customers						
个人	Personal						
- 按揭	- Mortgages	2,065	34	12	30	2,141	
- 信用卡	- Credit cards	237	-	-	-	237	
- 其他	- Others	318	3	3	32	356	
公司	Corporate						
- 商业贷款	- Commercial loans	832	8	9	156	1,005	
- 贸易融资	- Trade finance	81	4	-	15	100	
总计	Total	3,533	49	24	233	3,839	
		4,870	-	731	2,437	178	

财务报表附注 (续) Notes to the Financial Statements (continued)

4. 金融风险管理 (续) 4. Financial risk management (continued)

4.1 信贷风险 (续)

4.1 Credit Risk (continued)

总贷款 (续)

Gross loans and advances (continued)

(b) 逾期未减值贷款 (续)

(b) Advances overdue but not impaired (continued)

		本集团 The Group						
		2007						
		逾期超过 3个月 但不超过 6个月	逾期超过 6个月 但不超过 1年	逾期 超过1年	逾期 超过1年	总计	抵押品市值	
		Overdue for 6 months or less but over 3 months or less	Overdue for 1 year or less but over 6 months	Overdue for over 1 year	Overdue for over 1 year	Total	Market value of collateral	
		港币百万元 HK\$m	港币百万元 HK\$m	港币百万元 HK\$m	港币百万元 HK\$m	港币百万元 HK\$m	港币百万元 HK\$m	
客户贷款	Advances to customers							
个人	Personal							
- 按揭	- Mortgages	2,465	77	45	48	2,635	5,634	
- 信用卡	- Credit cards	221	-	-	-	221	-	
- 其他	- Others	428	3	12	31	474	875	
公司	Corporate							
- 商业贷款	- Commercial loans	1,997	54	42	203	2,296	4,509	
- 贸易融资	- Trade finance	315	7	2	11	335	410	
		5,426	141	101	293	5,961	11,428	
贸易票据	Trade bills	4	-	-	-	4	-	
总计	Total	5,430	141	101	293	5,965	11,428	

财务报表附注 (续) **Notes to the Financial Statements (continued)**

4. 金融风险管理 (续) **4. Financial risk management (continued)**

4.1 信贷风险 (续)

4.1 Credit Risk (continued)

总贷款 (续)

Gross loans and advances (continued)

(b) 逾期未减值贷款 (续)

(b) Advances overdue but not impaired (continued)

		本银行 The Bank					
		2008					
		逾期超过 3个月 但不超过 6个月	逾期超过 6个月 但不超过 1年	逾期 超过1年	逾期 超过1年	总计	抵押品市值 Market value of collateral
		Overdue for 3 months or less	Overdue for 6 months or less but over 3 months	Overdue for 1 year or less but over 6 months	Overdue for over 1 year	Total	value of collateral
		港币百万元 HK\$m	港币百万元 HK\$m	港币百万元 HK\$m	港币百万元 HK\$m	港币百万元 HK\$m	港币百万元 HK\$m
客户贷款	Advances to customers						
个人	Personal						
- 按揭	- Mortgages	1,772	32	12	28	1,844	4,135
- 其他	- Others	215	3	3	32	253	626
公司	Corporate						
- 商业贷款	- Commercial loans	588	2	8	154	752	1,969
- 贸易融资	- Trade finance	57	4	-	15	76	163
总计	Total	2,632	41	23	229	2,925	6,893

财务报表附注 (续) Notes to the Financial Statements (continued)

4. 金融风险管理 (续) 4. Financial risk management (continued)

4.1 信贷风险 (续)

4.1 Credit Risk (continued)

总贷款 (续)

Gross loans and advances (continued)

(b) 逾期未减值贷款 (续)

(b) Advances overdue but not impaired (continued)

		本银行 The Bank					
		2007					
		逾期超过 3个月 但不超过 6个月 逾期3个月 或以下 Overdue for 3 months or less	逾期超过 3个月 但不超过 6个月 Overdue for 6 months or less but over 3 months	逾期超过 6个月 但不超过 1年 Overdue for 6 months or less but over 6 months	逾期 超过1年 Overdue for over 1 year	总计 Total	抵押品市值 Market value of collateral
		港币百万元 HK\$m	港币百万元 HK\$m	港币百万元 HK\$m	港币百万元 HK\$m	港币百万元 HK\$m	港币百万元 HK\$m
客户贷款	Advances to customers						
个人	Personal						
- 按揭	- Mortgages	2,076	73	44	47	2,240	4,786
- 其他	- Others	324	3	12	31	370	731
公司	Corporate						
- 商业贷款	- Commercial loans	1,700	45	35	200	1,980	3,843
- 贸易融资	- Trade finance	288	6	1	11	306	382
		4,388	127	92	289	4,896	9,742
贸易票据	Trade bills	4	-	-	-	4	-
总计	Total	4,392	127	92	289	4,900	9,742

财务报表附注 (续) Notes to the Financial Statements (continued)

4. 金融风险管理 (续) 4. Financial risk management (continued)

4.1 信贷风险 (续)

4.1 Credit Risk (continued)

总贷款 (续)

Gross loans and advances (continued)

(b) 逾期未减值贷款 (续)

(b) Advances overdue but not impaired (continued)

		本集团 The Group	
		2008	2007
		港币百万元 HK\$m	港币百万元 HK\$m
就上述有抵押品覆盖的客户贷款之抵押品市值	Current market value of collateral held against the covered portion of advances to customers	8,216	11,428
上述有抵押品覆盖之客户贷款	Covered portion of advances to customers	3,341	4,929
上述没有抵押品覆盖之客户贷款	Uncovered portion of advances to customers	498	1,032

		本银行 The Bank	
		2008	2007
		港币百万元 HK\$m	港币百万元 HK\$m
就上述有抵押品覆盖的客户贷款之抵押品市值	Current market value of collateral held against the covered portion of advances to customers	6,893	9,742
上述有抵押品覆盖之客户贷款	Covered portion of advances to customers	2,795	4,225
上述没有抵押品覆盖之客户贷款	Uncovered portion of advances to customers	130	671

财务报表附注 (续) Notes to the Financial Statements (continued)

4. 金融风险管理 (续) 4. Financial risk management (continued)

4.1 信贷风险 (续)

4.1 Credit Risk (continued)

总贷款 (续)

Gross loans and advances (continued)

(c) 减值贷款

(c) Impaired advances

已个别识别减值贷款
按产品类别分析如下:

Advances individually identified to be impaired are analysed by product type as follows:

		本集团 The Group			
		2008		2007	
		总贷款 Gross advances	抵押品 市值 Market value of collateral	总贷款 Gross advances	抵押品 市值 Market value of collateral
		港币百万元 HK\$m	港币百万元 HK\$m	港币百万元 HK\$m	港币百万元 HK\$m
客户贷款	Advances to customers				
个人	Personal				
- 按揭	- Mortgages	51	50	104	95
- 信用卡	- Credit cards	29	-	23	-
- 其他	- Others	79	21	95	54
公司	Corporate				
- 商业贷款	- Commercial loans	636	434	386	392
- 贸易融资	- Trade finance	531	205	89	18
		1,326	710	697	559
总计	Total				
就有关贷款作出之 贷款减值准备	Loan impairment allowances made in respect of such advances	829		403	

财务报表附注 (续) Notes to the Financial Statements (continued)

4. 金融风险管理 (续) 4. Financial risk management (continued)

4.1 信贷风险 (续)

4.1 Credit Risk (continued)

总贷款 (续)

Gross loans and advances (continued)

(c) 减值贷款 (续)

(c) Impaired advances (continued)

		本银行 The Bank			
		2008		2007	
		总贷款 Gross advances	抵押品 市值 Market value of collateral	总贷款 Gross advances	抵押品 市值 Market value of collateral
		港币百万元 HK\$m	港币百万元 HK\$m	港币百万元 HK\$m	港币百万元 HK\$m
客户贷款	Advances to customers				
个人	Personal				
- 按揭	- Mortgages	42	41	89	81
- 其他	- Others	71	20	87	53
公司	Corporate				
- 商业贷款	- Commercial loans	446	396	338	355
- 贸易融资	- Trade finance	383	167	38	17
		942	624	552	506
总计	Total				
就有关贷款作出之贷款减值准备	Loan impairment allowances made in respect of such advances				
		531		306	

贷款减值准备之拨备已考虑有关贷款之抵押品价值。

The loan impairment allowances were made after taking into account the value of collateral in respect of impaired advances.

财务报表附注 (续) Notes to the Financial Statements (continued)

4. 金融风险管理 (续) 4. Financial risk management (continued)

4.1 信贷风险 (续)

4.1 Credit Risk (continued)

总贷款 (续)

Gross loans and advances (continued)

(c) 减值贷款 (续)

(c) Impaired advances (continued)

		本集团 The Group	
		2008	2007
		港币百万元 HK\$'m	港币百万元 HK\$'m
就上述有抵押品覆盖的客户贷款之抵押品市值	Current market value of collateral held against the covered portion of advances to customers	710	559
上述有抵押品覆盖之客户贷款	Covered portion of advances to customers	628	410
上述没有抵押品覆盖之客户贷款	Uncovered portion of advances to customers	698	287

		本银行 The Bank	
		2008	2007
		港币百万元 HK\$'m	港币百万元 HK\$'m
就上述有抵押品覆盖的客户贷款之抵押品市值	Current market value of collateral held against the covered portion of advances to customers	624	506
上述有抵押品覆盖之客户贷款	Covered portion of advances to customers	548	364
上述没有抵押品覆盖之客户贷款	Uncovered portion of advances to customers	394	188

财务报表附注 (续) Notes to the Financial Statements (continued)

4. 金融风险管理 (续) 4. Financial risk management (continued)

4.1 信贷风险 (续)

总贷款 (续)

(c) 减值贷款 (续)

特定分类或减值之客户贷款分析如下:

特定分类或减值之客户贷款总额

总特定分类或减值之客户贷款对总客户贷款比率

就有关贷款作个别评估之贷款减值准备

特定分类或减值之客户贷款乃按《银行业(披露)规则》内的定义界定及按本集团放款质量分类的「次级」、「呆滞」或「亏损」贷款或已被个别评估为减值贷款。

4.1 Credit Risk (continued)

Gross loans and advances (continued)

(c) Impaired advances (continued)

Classified or impaired advances to customers are analysed as follows:

Gross classified or impaired advances to customers

Gross classified or impaired advances to customers as a percentage of gross advances to customers

Individually assessed loan impairment allowances made in respect of such advances

Classified or impaired advances to customers follow the definitions set out in the Banking (Disclosure) Rules and represent advances which are either classified as "substandard", "doubtful" or "loss" under the Group's classification of loan quality, or individually assessed to be impaired.

本集团 The Group	
2008	2007
港币百万元 HK\$m	港币百万元 HK\$m
2,138	1,803
0.46%	0.44%
800	381

本银行 The Bank	
2008	2007
港币百万元 HK\$m	港币百万元 HK\$m
1,660	1,551
0.44%	0.46%
531	306

财务报表附注 (续) Notes to the Financial Statements (continued)

4. 金融风险管理 (续) 4. Financial risk management (continued)

4.1 信贷风险 (续)

总贷款 (续)

(d) 逾期超过 3 个月之贷款

逾期超过 3 个月之贷款总额分析如下:

4.1 Credit Risk (continued)

Gross loans and advances (continued)

(d) Advances overdue for more than 3 months

The gross amount of advances overdue for more than 3 months is analysed as follows:

		本集团 The Group			
		2008		2007	
		占客户贷款总额 百分比 % of gross advances to customers		占客户贷款总额 百分比 % of gross advances to customers	
		金额 Amount		金额 Amount	
		港币百万元 HK\$m		港币百万元 HK\$m	
客户贷款总额, 已逾期:	Gross advances to customers which have been overdue for:				
- 超过 3 个月但不超过 6 个月	- six months or less but over three months	339	0.07%	242	0.06%
- 超过 6 个月但不超过 1 年	- one year or less but over six months	66	0.02%	163	0.04%
- 超过 1 年	- over one year	571	0.12%	652	0.16%
逾期超过 3 个月之贷款	Advances overdue for over three months	976	0.21%	1,057	0.26%
就上述之贷款作个别评估之贷款减值准备	Individually assessed loan impairment allowances made in respect of such advances	439		305	

财务报表附注 (续) Notes to the Financial Statements (continued)

4. 金融风险管理 (续) 4. Financial risk management (continued)

4.1 信贷风险 (续)

总贷款 (续)

(d) 逾期超过 3 个月之贷款 (续)

4.1 Credit Risk (continued)

Gross loans and advances (continued)

(d) Advances overdue for more than 3 months (continued)

		本银行 The Bank			
		2008		2007	
		占客户贷款总额 百分比 % of gross advances to customers		占客户贷款总额 百分比 % of gross advances to customers	
		金额 Amount 港币百万元 HK\$m		金额 Amount 港币百万元 HK\$m	
客户贷款总额, 已逾期:	Gross advances to customers which have been overdue for:				
- 超过 3 个月但不超过 6 个月	- six months or less but over three months	132	0.04%	188	0.06%
- 超过 6 个月但不超过 1 年	- one year or less but over six months	56	0.01%	136	0.04%
- 超过 1 年	- over one year	536	0.14%	625	0.18%
逾期超过 3 个月之贷款	Advances overdue for over three months	<u>724</u>	<u>0.19%</u>	<u>949</u>	<u>0.28%</u>
就上述之贷款作个别评估之贷款减值准备	Individually assessed loan impairment allowances made in respect of such advances	<u>254</u>		<u>276</u>	

财务报表附注 (续) Notes to the Financial Statements (continued)

4. 金融风险管理 (续) 4. Financial risk management (continued)

4.1 信贷风险 (续)

总贷款 (续)

(d) 逾期超过 3 个月之贷款 (续)

4.1 Credit Risk (continued)

Gross loans and advances (continued)

(d) Advances overdue for more than 3 months (continued)

		本集团 The Group	
		2008	2007
		港币百万元 HK\$m	港币百万元 HK\$m
就上述有抵押品覆盖的客户贷款之抵押品市值	Current market value of collateral held against the covered portion of advances to customers	<u>1,436</u>	<u>1,970</u>
上述有抵押品覆盖之客户贷款	Covered portion of advances to customers	<u>604</u>	<u>847</u>
上述没有抵押品覆盖之客户贷款	Uncovered portion of advances to customers	<u>372</u>	<u>210</u>

		本银行 The Bank	
		2008	2007
		港币百万元 HK\$m	港币百万元 HK\$m
就上述有抵押品覆盖的客户贷款之抵押品市值	Current market value of collateral held against the covered portion of advances to customers	<u>1,330</u>	<u>1,884</u>
上述有抵押品覆盖之客户贷款	Covered portion of advances to customers	<u>571</u>	<u>796</u>
上述没有抵押品覆盖之客户贷款	Uncovered portion of advances to customers	<u>153</u>	<u>153</u>

逾期贷款或减值贷款的抵押品主要包括公司授信户项下的商用资产如商业及住宅楼宇、个人授信户项下的住宅按揭物业。

Collateral held against overdue or impaired loans is principally represented by charges over business assets such as commercial and residential premises for corporate loans and mortgages over residential properties for personal loans.

于 2008 年 12 月 31 日及 2007 年 12 月 31 日，本集团及本银行没有逾期超过 3 个月之银行及其他金融机构贷款。

As at 31 December 2008 and 2007, there were no advances to banks and other financial institutions overdue for more than three months for the Group and the Bank.

财务报表附注 (续) Notes to the Financial Statements (continued)

4. 金融风险管理 (续) 4. Financial risk management (continued)

4.1 信贷风险 (续)

总贷款 (续)

(e) 经重组贷款

4.1 Credit Risk (continued)

Gross loans and advances (continued)

(e) Rescheduled advances

经重组客户贷款于扣减已包含于「逾期超过3个月之贷款」部分后净额

Rescheduled advances to customers net of amounts included in advances overdue for more than 3 months

本集团 The Group			
2008		2007	
占客户贷款总额 百分比 % of gross advances to customers	金额 Amount	占客户贷款总额 百分比 % of gross advances to customers	金额 Amount
	港币百万元 HK\$m		港币百万元 HK\$m
127	0.03%	186	0.05%

经重组客户贷款于扣减已包含于「逾期超过3个月之贷款」部分后净额

Rescheduled advances to customers net of amounts included in advances overdue for more than 3 months

本银行 The Bank			
2008		2007	
占客户贷款总额 百分比 % of gross advances to customers	金额 Amount	占客户贷款总额 百分比 % of gross advances to customers	金额 Amount
	港币百万元 HK\$m		港币百万元 HK\$m
72	0.02%	121	0.04%

财务报表附注 (续) Notes to the Financial Statements (continued)

4. 金融风险管理 (续) 4. Financial risk management (continued)

4.1 信贷风险 (续)

总贷款 (续)

(e) 经重组贷款 (续)

于2008年12月31日, 本集团及本银行当年经重组客户贷款总额分别为港币5.4千万元(2007年: 港币8.8千万元)及港币4.5千万元(2007年: 港币8千万元)。

于2008年12月31日及2007年12月31日, 本集团及本银行没有经重组之银行及其他金融机构贷款。

经重组贷款乃指客户因为财政困难或无能力如期还款而经双方同意达成重整还款计划之贷款, 而经修订之还款条款(例如利率或还款期)并非一般商业条款。修订还款计划后之经重组贷款如仍逾期超过3个月, 则包括在逾期贷款内。

4.1 Credit Risk (continued)

Gross loans and advances (continued)

(e) Rescheduled advances (continued)

As at 31 December 2008, the total rescheduled advances to customers during the year amounted to HK\$54 million (2007: HK\$88 million) and HK\$45 million (2007: HK\$80 million) for the Group and the Bank respectively.

As at 31 December 2008 and 2007, there were no rescheduled advances to banks and other financial institutions for the Group and the Bank.

Rescheduled advances are those advances that have been restructured or renegotiated because of deterioration in the financial position of the borrower or of the inability of the borrower to meet the original repayment schedule and for which the revised repayment terms, either of interest or of repayment period, are non-commercial. Rescheduled advances, which have been overdue for more than three months under the revised repayment terms, are included in overdue advances.

财务报表附注 (续) Notes to the Financial Statements (continued)

4. 金融风险管理 (续) 4. Financial risk management (continued)

4.1 信贷风险 (续)

总贷款 (续)

(f) 客户贷款集中度

(i) 按行业分类之客户
贷款总额

根据在香港境内或
境外以及借贷人从
事之业务作出分类
之客户贷款总额分
析如下:

4.1 Credit Risk (continued)

Gross loans and advances (continued)

(f) Concentration of advances to customers

(i) Sectoral analysis of gross advances to customers

The information concerning gross advances to customers has been analysed into loans used inside or outside Hong Kong by industry sectors of the borrowers as follows:

		本集团 The Group					
		2008					
		客户贷款 Gross advances	抵押品覆盖 之百分比 % Covered by collateral or other security	特定分类 或减值 Classified or impaired	逾期* Overdue*	个别评估之 贷款减值准备 Individually assessed impairment allowances	组合评估之 贷款减值准备 Collectively assessed impairment allowances
		港币百万元 HK\$'m		港币百万元 HK\$'m	港币百万元 HK\$'m	港币百万元 HK\$'m	港币百万元 HK\$'m
在香港使用之贷款	Loans for use in Hong Kong						
工商金融业	Industrial, commercial and financial						
- 物业发展	- Property development	19,856	40.49%	2	14	1	66
- 物业投资	- Property investment	71,374	88.00%	294	585	30	312
- 金融业	- Financial concerns	12,312	8.14%	-	-	1	56
- 股票经纪	- Stockbrokers	124	10.33%	-	-	-	-
- 批发及零售业	- Wholesale and retail trade	18,156	52.85%	218	300	71	98
- 制造业	- Manufacturing	16,410	53.67%	234	298	138	80
- 运输及运输设备	- Transport and transport equipment	21,590	13.82%	2	9	1	81
- 休闲活动	- Recreational activities	139	46.87%	-	-	-	-
- 资讯科技	- Information technology	6,049	2.21%	-	3	-	19
- 其他	- Others	23,529	26.91%	68	213	13	83
个人	Individuals						
- 购买居者有其屋计划、私人机构参建居屋计划及租者置其屋计划楼宇之贷款	- Loans for the purchase of flats in Home Ownership Scheme, Private Sector Participation Scheme and Tenants Purchase Scheme	13,477	99.91%	98	510	4	12
- 购买其他住宅物业之贷款	- Loans for purchase of other residential properties	116,303	99.97%	153	1,650	7	74
- 信用卡贷款	- Credit card advances	6,553	-	30	273	-	71
- 其他	- Others	11,452	77.84%	107	333	57	20
在香港使用之贷款总额	Total loans for use in Hong Kong	337,324	70.68%	1,206	4,188	323	972
贸易融资	Trade finance	24,555	30.36%	560	494	355	108
在香港以外使用之贷款	Loans for use outside Hong Kong	99,295	22.38%	372	235	122	421
客户贷款总额	Gross advances to customers	461,174	58.14%	2,138	4,917	800	1,501

财务报表附注 (续) Notes to the Financial Statements (continued)

4. 金融风险管理 (续) 4. Financial risk management (continued)

4.1 信贷风险 (续)

总贷款 (续)

(f) 客户贷款集中度 (续)

(i) 按行业分类之客户
贷款总额 (续)

4.1 Credit Risk (continued)

Gross loans and advances (continued)

(f) Concentration of advances to customers (continued)

(i) Sectoral analysis of gross advances to customers (continued)

		本集团 The Group					
		2007					
	客户贷款 Gross advances	抵押品覆盖 之百分比 % Covered by collateral or other security	特定分类 或减值 Classified or impaired	逾期* Overdue*	个别评估之 贷款减值准备 Individually assessed impairment allowances	组合评估之 贷款减值准备 Collectively assessed impairment allowances	
	港币百万元 HK\$m		港币百万元 HK\$m	港币百万元 HK\$m	港币百万元 HK\$m	港币百万元 HK\$m	
在香港使用之贷款	Loans for use in Hong Kong						
工商金融业	Industrial, commercial and financial						
- 物业发展	- Property development	17,979	33.97%	16	18	3	52
- 物业投资	- Property investment	65,963	86.50%	343	961	14	187
- 金融业	- Financial concerns	12,346	6.05%	-	14	-	43
- 股票经纪	- Stockbrokers	242	12.10%	-	-	-	-
- 批发及零售业	- Wholesale and retail trade	13,572	65.05%	238	382	85	41
- 制造业	- Manufacturing	14,468	58.08%	138	550	37	48
- 运输及运输设备	- Transport and transport equipment	21,001	21.11%	3	25	1	60
- 休闲活动	- Recreational activities	30	93.53%	-	-	-	-
- 资讯科技	- Information technology	2,009	37.39%	-	2	-	6
- 其他	- Others	21,046	41.70%	90	584	16	65
个人	Individuals						
- 购买居者有其屋计划、私人机构参建居屋计划及租者置其屋计划楼宇之贷款	- Loans for the purchase of flats in Home Ownership Scheme, Private Sector Participation Scheme and Tenants Purchase Scheme	13,969	99.78%	129	599	8	13
- 购买其他住宅物业之贷款	- Loans for purchase of other residential properties	106,583	99.87%	284	2,078	18	81
- 信用卡贷款	- Credit card advances	5,761	-	23	245	-	63
- 其他	- Others	10,686	79.57%	119	314	50	14
在香港使用之贷款总额	Total loans for use in Hong Kong	305,655	73.30%	1,383	5,772	232	673
贸易融资	Trade finance	24,275	40.71%	105	399	73	77
在香港以外使用之贷款	Loans for use outside Hong Kong	83,110	39.76%	315	375	76	254
客户贷款总额	Gross advances to customers	413,040	64.64%	1,803	6,546	381	1,004

财务报表附注 (续) Notes to the Financial Statements (continued)

4. 金融风险管理 (续) 4. Financial risk management (continued)

4.1 信贷风险 (续)

总贷款 (续)

(f) 客户贷款集中度 (续)

(i) 按行业分类之客户
贷款总额 (续)

4.1 Credit Risk (continued)

Gross loans and advances (continued)

(f) Concentration of advances to customers (continued)

(i) Sectoral analysis of gross advances to customers (continued)

		本银行 The Bank 2008					
		客户贷款 Gross advances	抵押品覆盖 之百分比 % Covered by collateral or other security	特定分类 或减值 Classified or impaired	逾期* Overdue*	个别评估之 贷款减值准备 Individually assessed impairment allowances	组合评估之 贷款减值准备 Collectively assessed impairment allowances
		港币百万元 HK\$m		港币百万元 HK\$m	港币百万元 HK\$m	港币百万元 HK\$m	港币百万元 HK\$m
在香港使用之贷款	Loans for use in Hong Kong						
工商金融业	Industrial, commercial and financial						
- 物业发展	- Property development	17,134	38.58%	2	14	1	51
- 物业投资	- Property investment	59,644	88.41%	287	503	30	237
- 金融业	- Financial concerns	16,297	5.21%	-	-	-	51
- 股票经纪	- Stockbrokers	123	9.97%	-	-	-	-
- 批发及零售业	- Wholesale and retail trade	16,142	50.04%	204	254	68	85
- 制造业	- Manufacturing	12,515	57.83%	141	197	52	57
- 运输及运输设备	- Transport and transport equipment	17,641	14.80%	2	5	1	54
- 休闲活动	- Recreational activities	128	50.04%	-	-	-	-
- 资讯科技	- Information technology	5,620	2.02%	-	-	-	17
- 其他	- Others	19,568	20.92%	65	160	11	58
个人	Individuals						
- 购买居者有其屋计划、私人机构参建居屋计划及租者置其屋计划楼宇之贷款	- Loans for the purchase of flats in Home Ownership Scheme, Private Sector Participation Scheme and Tenants Purchase Scheme	11,964	99.92%	88	429	4	12
- 购买其他住宅物业之贷款	- Loans for purchase of other residential properties	102,674	99.97%	135	1,436	7	67
- 信用卡贷款	- Credit card advances	-	-	-	-	-	-
- 其他	- Others	6,828	93.86%	97	224	55	5
在香港使用之贷款总额	Total loans for use in Hong Kong	286,278	71.05%	1,021	3,222	229	694
贸易融资	Trade finance	21,578	27.56%	412	339	244	90
在香港以外使用之贷款	Loans for use outside Hong Kong	69,388	17.69%	227	88	58	229
客户贷款总额	Gross advances to customers	377,244	58.75%	1,660	3,649	531	1,013

财务报表附注 (续) Notes to the Financial Statements (continued)

4. 金融风险管理 (续) 4. Financial risk management (continued)

4.1 信贷风险 (续)

总贷款 (续)

(f) 客户贷款集中度 (续)

(i) 按行业分类之客户
贷款总额 (续)

4.1 Credit Risk (continued)

Gross loans and advances (continued)

(f) Concentration of advances to customers (continued)

(i) Sectoral analysis of gross advances to customers (continued)

		本银行 The Bank 2007					
		客户贷款 Gross advances	抵押品覆盖 之百分比 % Covered by collateral or other security	特定分类 或减值 Classified or impaired	逾期* Overdue*	个别评估之 贷款减值准备 Individually assessed impairment allowances	组合评估之 贷款减值准备 Collectively assessed impairment allowances
		港币百万元 HK\$m		港币百万元 HK\$m	港币百万元 HK\$m	港币百万元 HK\$m	港币百万元 HK\$m
在香港使用之贷款	Loans for use in Hong Kong						
工商金融业	Industrial, commercial and financial						
- 物业发展	- Property development	15,104	33.54%	16	17	3	36
- 物业投资	- Property investment	55,430	86.84%	329	844	14	136
- 金融业	- Financial concerns	13,986	3.52%	-	5	-	33
- 股票经纪	- Stockbrokers	234	9.34%	-	-	-	-
- 批发及零售业	- Wholesale and retail trade	11,639	63.13%	215	315	79	31
- 制造业	- Manufacturing	11,061	62.01%	115	470	33	31
- 运输及运输设备	- Transport and transport equipment	17,374	23.34%	3	15	1	42
- 休闲活动	- Recreational activities	29	93.30%	-	-	-	-
- 资讯科技	- Information technology	1,550	47.87%	-	1	-	4
- 其他	- Others	15,323	35.00%	85	521	13	38
个人	Individuals						
- 购买居者有其屋计划、私人机构参建居屋计划及租者置其屋计划楼宇之贷款	- Loans for the purchase of flats in Home Ownership Scheme, Private Sector Participation Scheme and Tenants Purchase Scheme	12,224	99.85%	119	502	8	12
- 购买其他住宅物业之贷款	- Loans for purchase of other residential properties	92,284	99.91%	257	1,782	15	72
- 信用卡贷款	- Credit card advances	-	-	-	-	-	-
- 其他	- Others	7,470	87.81%	109	241	48	6
在香港使用之贷款总额	Total loans for use in Hong Kong	253,708	74.52%	1,248	4,713	214	441
贸易融资	Trade finance	20,726	38.55%	54	337	23	59
在香港以外使用之贷款	Loans for use outside Hong Kong	60,773	35.13%	249	315	69	148
客户贷款总额	Gross advances to customers	335,207	65.16%	1,551	5,365	306	648

* 有明确到期日之贷款，若其本金或利息已逾期及仍未偿还，则列作逾期贷款。

* Advances with a specific repayment date are classified as overdue when the principal or interest is past due and remains unpaid.

财务报表附注 (续) Notes to the Financial Statements (continued)

4. 金融风险管理 (续) 4. Financial risk management (continued)

4.1 信贷风险 (续)

总贷款 (续)

(f) 客户贷款集中度 (续)

(i) 按行业分类之客户
贷款总额 (续)

于收益表拨备之新
提减值准备, 及当
年撤销特定分类或
减值贷款如下:

4.1 Credit Risk (continued)

Gross loans and advances (continued)

(f) Concentration of advances to customers (continued)

(i) Sectoral analysis of gross advances to customers (continued)

The amount of new impairment allowances charged to income statement, and classified or impaired loans written off during the year are shown below:

		本集团 The Group			
		2008		2007	
		新提 减值准备 New impairment allowances	撤销特定 分类或减值 贷款 Classified or impaired loans written off	新提 减值准备 New impairment allowances	撤销特定 分类或减值 贷款 Classified or impaired loans written off
		港币百万元 HK\$m	港币百万元 HK\$m	港币百万元 HK\$m	港币百万元 HK\$m
在香港使用之贷款	Loans for use in Hong Kong				
工商金融业	Industrial, commercial and financial				
- 物业发展	- Property development	28	-	25	-
- 物业投资	- Property investment	139	5	99	9
- 金融业	- Financial concerns	24	-	22	-
- 股票经纪	- Stockbrokers	-	-	-	-
- 批发及零售业	- Wholesale and retail trade	120	103	149	98
- 制造业	- Manufacturing	249	125	58	18
- 运输及运输设备	- Transport and transport equipment	34	-	31	-
- 休闲活动	- Recreational activities	-	-	-	-
- 资讯科技	- Information technology	9	-	3	-
- 其他	- Others	34	8	77	5
个人	Individuals				
- 购买居者有其屋计划、私人机构参 建居屋计划及租者置其屋计划楼 宇之贷款	- Loans for the purchase of flats in Home Ownership Scheme, Private Sector Participation Scheme and Tenants Purchase Scheme	1	1	13	4
- 购买其他住宅物业之贷款	- Loans for purchase of other residential properties	8	-	79	1
- 信用卡贷款	- Credit card advances	157	141	124	126
- 其他	- Others	61	47	50	50
在香港使用之贷款总额	Total loans for use in Hong Kong	864	430	730	311
贸易融资	Trade finance	374	26	76	15
在香港以外使用之贷款	Loans for use outside Hong Kong	266	19	149	1
客户贷款总额	Gross advances to customers	1,504	475	955	327

财务报表附注 (续) Notes to the Financial Statements (continued)

4. 金融风险管理 (续) 4. Financial risk management (continued)

4.1 信贷风险 (续)

总贷款 (续)

(f) 客户贷款集中度 (续)

(i) 按行业分类之客户
贷款总额 (续)

4.1 Credit Risk (continued)

Gross loans and advances (continued)

(f) Concentration of advances to customers (continued)

(i) Sectoral analysis of gross advances to customers (continued)

		本银行 The Bank			
		2008		2007	
		新提 减值准备 New impairment allowances	撤销特定 分类或减值 贷款 Classified or impaired loans written off	新提 减值准备 New impairment allowances	撤销特定 分类或减值 贷款 Classified or impaired loans written off
		港币百万元 HK\$m	港币百万元 HK\$m	港币百万元 HK\$m	港币百万元 HK\$m
在香港使用之贷款	Loans for use in Hong Kong				
工商金融业	Industrial, commercial and financial				
- 物业发展	- Property development	26	-	18	-
- 物业投资	- Property investment	116	5	73	7
- 金融业	- Financial concerns	24	-	17	-
- 股票经纪	- Stockbrokers	-	-	-	-
- 批发及零售业	- Wholesale and retail trade	114	100	134	97
- 制造业	- Manufacturing	151	114	47	14
- 运输及运输设备	- Transport and transport equipment	27	-	21	-
- 休闲活动	- Recreational activities	-	-	-	-
- 资讯科技	- Information technology	8	-	2	-
- 其他	- Others	34	7	24	5
个人	Individuals				
- 购买居者有其屋计划、私人机构参 建居屋计划及租者置其屋计划楼 宇之贷款	- Loans for the purchase of flats in Home Ownership Scheme, Private Sector Participation Scheme and Tenants Purchase Scheme	1	1	12	4
- 购买其他住宅物业之贷款	- Loans for purchase of other residential properties	8	-	69	-
- 信用卡贷款	- Credit card advances	-	-	-	-
- 其他	- Others	27	12	19	21
在香港使用之贷款总额	Total loans for use in Hong Kong	536	239	436	148
贸易融资	Trade finance	278	-	43	-
在香港以外使用之贷款	Loans for use outside Hong Kong	128	18	88	-
客户贷款总额	Gross advances to customers	942	257	567	148

财务报表附注 (续) Notes to the Financial Statements (continued)

4. 金融风险管理 (续) 4. Financial risk management (continued)

4.1 信贷风险 (续)

4.1 Credit Risk (continued)

总贷款 (续)

Gross loans and advances (continued)

(f) 客户贷款集中度 (续)

(f) Concentration of advances to customers (continued)

(ii) 按地理区域分类之客户贷款总额及逾期贷款

(ii) Geographical analysis of gross advances to customers and overdue advances

下列关于客户贷款总额和逾期贷款之地理区域分析是根据交易对手之所在地, 并已顾及有关贷款之风险转移因素。

The following geographical analysis of gross advances to customers and overdue advances is based on the location of the counterparties, after taking into account the transfer of risk in respect of such advances where appropriate.

客户贷款总额

Gross advances to customers

		本集团 The Group	
		2008	2007
		港币百万元 HK\$'m	港币百万元 HK\$'m
香港	Hong Kong	375,233	351,080
中国内地	Mainland China	55,318	39,050
其他	Others	30,623	22,910
		461,174	413,040

		本银行 The Bank	
		2008	2007
		港币百万元 HK\$'m	港币百万元 HK\$'m
香港	Hong Kong	315,572	291,521
中国内地	Mainland China	35,809	25,260
其他	Others	25,863	18,426
		377,244	335,207

财务报表附注 (续) Notes to the Financial Statements (continued)

4. 金融风险管理 (续) 4. Financial risk management (continued)

4.1 信贷风险 (续)

总贷款 (续)

(f) 客户贷款集中度 (续)

(ii) 按地理区域分类
之客户贷款总额
及逾期贷款 (续)

**客户贷款总额
(续)**

**就客户贷款总额
作组合评估之
贷款减值准备**

4.1 Credit Risk (continued)

Gross loans and advances (continued)

(f) Concentration of advances to customers (continued)

(ii) Geographical analysis of gross advances to customers and overdue advances
(continued)

Gross advances to customers (continued)

**Collectively assessed loan impairment allowances in respect of the gross
advances to customers**

		本集团 The Group	
		2008	2007
		港币百万元 HK\$m	港币百万元 HK\$m
香港	Hong Kong	1,172	827
中国内地	Mainland China	221	124
其他	Others	108	53
		1,501	1,004
		本银行 The Bank	
		2008	2007
		港币百万元 HK\$m	港币百万元 HK\$m
香港	Hong Kong	818	555
中国内地	Mainland China	112	58
其他	Others	83	35
		1,013	648

财务报表附注 (续) Notes to the Financial Statements (continued)

4. 金融风险管理 (续) 4. Financial risk management (continued)

4.1 信贷风险 (续)

4.1 Credit Risk (continued)

总贷款 (续)

Gross loans and advances (continued)

(f) 客户贷款集中度 (续)

(f) Concentration of advances to customers (continued)

(ii) 按地理区域分类
之客户贷款总额
及逾期贷款 (续)

(ii) Geographical analysis of gross advances to customers and overdue advances
(continued)

逾期贷款

Overdue advances

		本集团 The Group	
		2008	2007
		港币百万元 HK\$m	港币百万元 HK\$m
香港	Hong Kong	4,622	6,221
中国内地	Mainland China	266	278
其他	Others	29	47
		4,917	6,546

		本银行 The Bank	
		2008	2007
		港币百万元 HK\$m	港币百万元 HK\$m
香港	Hong Kong	3,569	5,149
中国内地	Mainland China	73	174
其他	Others	7	42
		3,649	5,365

财务报表附注 (续) Notes to the Financial Statements (continued)

4. 金融风险管理 (续) 4. Financial risk management (continued)

4.1 信贷风险 (续)

4.1 Credit Risk (continued)

总贷款 (续)

Gross loans and advances (continued)

(f) 客户贷款集中度 (续)

(f) Concentration of advances to customers (continued)

(ii) 按地理区域分类
之客户贷款总额
及逾期贷款 (续)

(ii) Geographical analysis of gross advances to customers and overdue advances
(continued)

逾期贷款 (续)

Overdue advances (continued)

就逾期贷款作个别
评估之贷款减值
准备

Individually assessed loan impairment allowances in respect of the overdue
advances

香港
中国内地
其他

Hong Kong
Mainland China
Others

本集团 The Group	
2008	2007
港币百万元 HK\$m	港币百万元 HK\$m
554	284
99	46
21	2
674	332

香港
中国内地
其他

Hong Kong
Mainland China
Others

本银行 The Bank	
2008	2007
港币百万元 HK\$m	港币百万元 HK\$m
378	241
42	35
-	2
420	278

财务报表附注 (续) **Notes to the Financial Statements (continued)**

4. 金融风险管理 (续) **4. Financial risk management (continued)**

4.1 信贷风险 (续)

4.1 Credit Risk (continued)

总贷款 (续)

Gross loans and advances (continued)

(f) 客户贷款集中度 (续)

(f) Concentration of advances to customers (continued)

(ii) 按地理区域分类
之客户贷款总额
及逾期贷款 (续)

(ii) Geographical analysis of gross advances to customers and overdue advances
(continued)

逾期贷款 (续)

Overdue advances (continued)

就逾期贷款作组合
评估之贷款减值
准备

Collectively assessed loan impairment allowances in respect of the overdue
advances

		本集团 The Group	
		2008	2007
		港币百万元 HK\$'m	港币百万元 HK\$'m
香港	Hong Kong	50	60
中国内地	Mainland China	6	10
		56	70

		本银行 The Bank	
		2008	2007
		港币百万元 HK\$'m	港币百万元 HK\$'m
香港	Hong Kong	23	26
中国内地	Mainland China	-	1
		23	27

财务报表附注 (续) Notes to the Financial Statements (continued)

4. 金融风险管理 (续) 4. Financial risk management (continued)

4.1 信贷风险 (续)

4.1 Credit Risk (continued)

总贷款 (续)

Gross loans and advances (continued)

(f) 客户贷款集中度 (续)

(f) Concentration of advances to customers (continued)

(ii) 按地理区域分类
之客户贷款总额
及逾期贷款 (续)

(ii) Geographical analysis of gross advances to customers and overdue advances
(continued)

**特定分类或减值
贷款**

Classified or impaired advances

		本集团 The Group	
		2008	2007
		港币百万元 HK\$m	港币百万元 HK\$m
香港	Hong Kong	1,792	1,572
中国内地	Mainland China	323	223
其他	Others	23	8
		2,138	1,803

		本银行 The Bank	
		2008	2007
		港币百万元 HK\$m	港币百万元 HK\$m
香港	Hong Kong	1,461	1,342
中国内地	Mainland China	198	201
其他	Others	1	8
		1,660	1,551

财务报表附注 (续) Notes to the Financial Statements (continued)

4. 金融风险管理 (续) 4. Financial risk management (continued)

4.1 信贷风险 (续)

4.1 Credit Risk (continued)

总贷款 (续)

Gross loans and advances (continued)

(f) 客户贷款集中度 (续)

(f) Concentration of advances to customers (continued)

(ii) 按地理区域分类
之客户贷款总额
及逾期贷款 (续)

(ii) Geographical analysis of gross advances to customers and overdue advances
(continued)

特定分类或减值
贷款 (续)

Classified or impaired advances (continued)

就特定分类或减
值贷款作个别
评估之贷款减
值准备

Individually assessed loan impairment allowances in respect of the classified
or impaired advances

		本集团 The Group	
		2008	2007
		港币百万元 HK\$'m	港币百万元 HK\$'m
香港	Hong Kong	677	333
中国内地	Mainland China	100	46
其他	Others	23	2
		800	381

		本银行 The Bank	
		2008	2007
		港币百万元 HK\$'m	港币百万元 HK\$'m
香港	Hong Kong	487	269
中国内地	Mainland China	43	35
其他	Others	1	2
		531	306

财务报表附注 (续) Notes to the Financial Statements (continued)

4. 金融风险管理 (续) 4. Financial risk management (continued)

4.1 信贷风险 (续)

4.1 Credit Risk (continued)

总贷款 (续)

Gross loans and advances (continued)

(f) 客户贷款集中度 (续)

(f) Concentration of advances to customers (continued)

(ii) 按地理区域分类之客户贷款总额及逾期贷款 (续)

(ii) Geographical analysis of gross advances to customers and overdue advances (continued)

特定分类或减值贷款 (续)

Classified or impaired advances (continued)

就特定分类或减值贷款作组合评估之贷款减值准备

Collectively assessed loan impairment allowances in respect of the classified or impaired advances

		本集团 The Group	
		2008	2007
		港币百万元 HK\$m	港币百万元 HK\$m
香港	Hong Kong	26	19
中国内地	Mainland China	7	6
		33	25

		本银行 The Bank	
		2008	2007
		港币百万元 HK\$m	港币百万元 HK\$m
香港	Hong Kong	2	2
中国内地	Mainland China	1	1
		3	3

财务报表附注 (续) Notes to the Financial Statements (continued)

4. 金融风险管理 (续) 4. Financial risk management (continued)

4.1 信贷风险 (续)

收回资产

于年内，本集团通过对抵押物行使收回资产权而取得的资产按性质及账面值摘要如下：

商用物业
住宅物业

本集团及本银行于2008年12月31日持有的收回资产之估值分别为港币1.73亿元(2007年：港币1.16亿元)及港币1.65亿元(2007年：港币0.91亿元)。这包括本集团及本银行通过对抵押资产取得处置或控制权(如通过法律程序或业主自愿交出抵押资产方式取得)而对借款人的债务进行全数或部分减除的资产。

当收回资产的变现能力受到影响时，本集团将按情况以下列方式处理：

- 调整出售价格
- 连同抵押资产一并出售贷款
- 安排债务重组

4.1 Credit Risk (continued)

Repossessed assets

During the year, the Group obtained assets by taking possession of collateral held as security. The nature and carrying value of such assets are summarised as follows:

Commercial properties
Residential properties

	本集团 The Group		本银行 The Bank	
	2008 港币百万元 HK\$m	2007 港币百万元 HK\$m	2008 港币百万元 HK\$m	2007 港币百万元 HK\$m
Commercial properties	18	10	12	6
Residential properties	85	43	84	40
	103	53	96	46

The estimated market value of repossessed assets held by the Group and the Bank as at 31 December 2008 amounted to HK\$173 million (2007: HK\$116 million) and HK\$165 million (2007: HK\$91 million) respectively. They comprise properties in respect of which the Group and the Bank have acquired access or control (e.g. through court proceedings or voluntary actions by the borrowers concerned) for release in full or in part of the obligations of the borrowers.

When the repossessed assets are not readily convertible into cash, the Group may consider the following alternatives:

- adjusting the selling prices
- selling the loans together with the assets
- arranging loan restructuring

财务报表附注 (续) **Notes to the Financial Statements (continued)**

4. 金融风险管理 (续) **4. Financial risk management (continued)**

4.1 信贷风险 (续)

在银行及其他金融机构的结余及存款

下表为在银行及其他金融机构的非减值未逾期结余及存款于 12 月 31 日按评级机构之评级分析, 并按穆迪评级或其他同等评级分类。

4.1 Credit Risk (continued)

Balances and placements with banks and other financial institutions

The following table presents an analysis of balances and placements with banks and other financial institutions that are neither overdue nor impaired as at 31 December by rating agency designation, based on Moody's ratings or their equivalent.

		本集团 The Group			
		2008			
		A3 以下			
	Aaa 至 A3 Aaa to A3	Lower than A3	无评级 Unrated	总计 Total	
	港币百万元 HK\$'m	港币百万元 HK\$'m	港币百万元 HK\$'m	港币百万元 HK\$'m	
中央银行	66,158	-	-	66,158	
银行及其他金融机构	168,456	585	3,555	172,596	
	234,614	585	3,555	238,754	
		本集团 The Group			
		2007			
		A3 以下			
	Aaa 至 A3 Aaa to A3	Lower than A3	无评级 Unrated	总计 Total	
	港币百万元 HK\$'m	港币百万元 HK\$'m	港币百万元 HK\$'m	港币百万元 HK\$'m	
中央银行	30,627	-	-	30,627	
银行及其他金融机构	173,236	2,046	2,963	178,245	
	203,863	2,046	2,963	208,872	

财务报表附注 (续) Notes to the Financial Statements (continued)

4. 金融风险管理 (续) 4. Financial risk management (continued)

4.1 信贷风险 (续)

在银行及其他金融机构的结余及存款 (续)

4.1 Credit Risk (continued)

Balances and placements with banks and other financial institutions (continued)

		本银行 The Bank			
		2008			
		A3 以下			
		Aaa 至 A3 Aaa to A3	Lower than A3	无评级 Unrated	总计 Total
		港币百万元 HK\$'m	港币百万元 HK\$'m	港币百万元 HK\$'m	港币百万元 HK\$'m
中央银行	Central banks	64,407	-	-	64,407
银行及其他金融机构	Banks and other financial institutions	129,000	459	3,726	133,185
		193,407	459	3,726	197,592
		本银行 The Bank			
		2007			
		A3 以下			
		Aaa 至 A3 Aaa to A3	Lower than A3	无评级 Unrated	总计 Total
		港币百万元 HK\$'m	港币百万元 HK\$'m	港币百万元 HK\$'m	港币百万元 HK\$'m
中央银行	Central banks	29,814	-	-	29,814
银行及其他金融机构	Banks and other financial institutions	128,521	1,416	3,304	133,241
		158,335	1,416	3,304	163,055

于 2008 年 12 月 31 日及 2007 年 12 月 31 日，本集团及本银行没有减值或逾期之银行及其他金融机构结余及存款。

As at 31 December 2008 and 2007, there were no overdue or impaired balances and placements with banks and other financial institutions for the Group and the Bank.

财务报表附注 (续) Notes to the Financial Statements (continued)

4. 金融风险管理 (续) 4. Financial risk management (continued)

4.1 信贷风险 (续)

债务证券

下表为以信贷评级及信贷风险性质分析之债务证券账面价值，并按穆迪评级或其他同等评级对个别投资债券的评级分类。

4.1 Credit Risk (continued)

Debt securities

The table below represents an analysis of the carrying value of debt securities by credit rating and credit risk characteristic, based on Moody's ratings or their equivalent to the respective issues of the debt securities.

		本集团 The Group						
		2008						
						无评级 Unrated		
		Aa1 至 Aa3	A1 至 A3	A3 以下 Lower than A3	香港政府 及其机构 Hong Kong government and government bodies	其他国家政府及 其机构 Other governments and government agencies	其他 Other	总计 Total
		港币 百万元 HK\$m	港币 百万元 HK\$m	港币 百万元 HK\$m	港币 百万元 HK\$m	港币 百万元 HK\$m	港币 百万元 HK\$m	港币 百万元 HK\$m
证券投资	Investment in securities							
美国 non-agency 住房贷款抵押	US non-agency residential mortgage-backed							
- 次级	- Subprime	913	-	30	104	-	-	1,047
- Alt-A	- Alt-A	1,245	383	274	432	-	-	2,334
- Prime	- Prime	9,549	1,558	2,878	1,950	-	-	15,935
房利美	Fannie Mae							
- 发行的债券	- issued debt securities	1,504	-	-	-	-	-	1,504
- 担保的住房贷款 抵押债券	- mortgage-backed securities	-	-	-	-	-	88	88
房贷美	Freddie Mac							
- 发行的债券	- issued debt securities	864	162	-	-	-	-	1,026
- 担保的住房贷款 抵押债券	- mortgage-backed securities	-	-	-	-	-	1,633	1,633
其他住房贷款 / 资 产抵押债券	Other MBS/ABS	6,874	24	63	-	-	3,807	10,768
其他债券	Other debt securities	40,537	83,827	26,437	4,371	12,175	51,368	254,588
小计	Subtotal	61,486	85,954	29,682	6,857	12,175	56,896	288,923
公平值变化计入 损益之金融资产	Financial assets at fair value through profit or loss							
其他住房贷款 / 资 产抵押债券	Other MBS/ABS	27	-	-	-	-	-	27
其他债券	Other debt securities	243	1,814	1,800	729	11,358	-	16,295
小计	Subtotal	270	1,814	1,800	729	11,358	-	16,322
总计	Total	61,756	87,768	31,482	7,586	23,533	56,896	305,245

注：于 2007 年，由真利美发行之债券港币 33.65 亿元被披露为 Aaa 评级，而本年该类债券港币 38.07 亿元则包括于上述“无评级之其他国家政府及其机构”中。

Note: In 2007, securities issued by Ginnie Mae of HK\$3,365 million were disclosed as Aaa rating, whereas for the current year such securities of HK\$3,807 million have been included in above as "Unrated - Other governments and government agencies".

财务报表附注 (续) Notes to the Financial Statements (continued)
4. 金融风险管理 (续) 4. Financial risk management (continued)
4.1 信贷风险 (续)
4.1 Credit Risk (continued)
债务证券 (续)
Debt securities (continued)

		本集团 The Group						
		2007						
						无评级 Unrated		
		Aa1 至 Aa3	A1 至 A3	A3 以下 Lower than A3	香港政府 及其机构 Hong Kong government and government bodies	其他国家政府 及其机构 Other governments and government agencies	其他 Other	总计 Total
		港币 百万元 HK\$m	港币 百万元 HK\$m	港币 百万元 HK\$m	港币 百万元 HK\$m	港币 百万元 HK\$m	港币 百万元 HK\$m	港币 百万元 HK\$m
证券投资	Investment in securities							
美国 non-agency 住房贷款抵押	US non-agency residential mortgage-backed							
- 次级	- Subprime	4,118	-	-	-	-	-	4,118
- Alt-A	- Alt-A	6,567	-	-	-	-	-	6,567
- Prime	- Prime	29,014	-	-	-	-	-	29,014
房利美	Fannie Mae							
- 发行的债券	- issued debt securities	4,243	-	-	-	-	-	4,243
- 担保的住房贷款 抵押债券	- mortgage-backed securities	-	-	-	-	104	-	104
房贷美	Freddie Mac							
- 发行的债券	- issued debt securities	2,753	165	-	-	-	-	2,918
- 担保的住房贷款 抵押债券	- mortgage-backed securities	-	-	-	-	1,683	-	1,683
其他住房贷款 / 资 产抵押债券	Other MBS/ABS	14,105	78	-	-	-	139	14,322
其他债券	Other debt securities	33,572	88,709	27,062	2,772	6,946	-	74,573
小计	Subtotal	94,372	88,952	27,062	2,772	6,946	1,787	74,712
公平值变化计入损 益之金融资产	Financial assets at fair value through profit or loss							
其他住房贷款 / 资 产抵押债券	Other MBS/ABS	40	-	-	-	-	-	40
其他债券	Other debt securities	693	2,108	1,647	1,136	3,518	-	739
小计	Subtotal	733	2,108	1,647	1,136	3,518	-	739
总计	Total	95,105	91,060	28,709	3,908	10,464	1,787	75,451

于 2008 年 12 月 31 日本集团无评级之总金额为港币 1,166.53 亿元 (2007 年: 港币 877.02 亿元), 其中没有发行人评级为港币 89.71 亿元 (2007 年: 港币 106.72 亿元), 详情请参阅第 137 页。

The total amount of unrated issues of the Group amounted to HK\$116,653 million (2007: HK\$87,702 million) as at 31 December 2008, of which only HK\$8,971 million (2007: HK\$10,672 million) were without issuer ratings. For details, please refer to page 137.

财务报表附注 (续) Notes to the Financial Statements (continued)

4. 金融风险管理 (续) 4. Financial risk management (continued)

4.1 信贷风险 (续)

4.1 Credit Risk (continued)

债务证券 (续)

Debt securities (continued)

		本银行 The Bank							
		2008							
						无评级 Unrated			
						香港政府 及其他机构 Hong Kong government and government bodies	其他国家政府 及其他机构 Other governments and government agencies	其他 Other	总计 Total
		Aa1 至 Aa3	A1 至 A3	A3 以下 Lower than A3		港币 港币	港币 港币	港币 港币	港币 港币
		Aa1 to Aa3	A1 to A3			港币 百万元	港币 百万元	港币 百万元	港币 百万元
		HK\$m	HK\$m	HK\$m	HK\$m	HK\$m	HK\$m	HK\$m	HK\$m
证券投资	Investment in securities								
美国 non-agency 住房贷款抵押	US non-agency residential mortgage-backed								
- 次级	- Subprime	913	-	30	104	-	-	-	1,047
- Alt-A	- Alt-A	1,245	383	274	432	-	-	-	2,334
- Prime	- Prime	9,549	1,558	2,878	1,950	-	-	-	15,935
房利美	Fannie Mae								
- 发行的债券	- issued debt securities	1,504	-	-	-	-	-	-	1,504
- 担保的住房贷 款抵押债券	- mortgage-backed securities	-	-	-	-	-	88	-	88
房贷美	Freddie Mac								
- 发行的债券	- issued debt securities	864	162	-	-	-	-	-	1,026
- 担保的住房贷 款抵押债券	- mortgage-backed securities	-	-	-	-	-	1,633	-	1,633
其他住房贷款 / 资 产抵押债券	Other MBS/ABS	6,630	9	63	-	-	3,807	-	10,509
其他债券	Other debt securities	39,837	75,702	23,148	2,713	11,234	51,368	26,776	230,778
小计	Subtotal	60,542	77,814	26,393	5,199	11,234	56,896	26,776	264,854
公允价值变化计入损 益之金融资产	Financial assets at fair value through profit or loss								
其他债券	Other debt securities	-	1,460	969	134	10,451	-	2	13,016
小计	Subtotal	-	1,460	969	134	10,451	-	2	13,016
总计	Total	60,542	79,274	27,362	5,333	21,685	56,896	26,778	277,870

注：于 2007 年，由真利美发行之债券港币 33.65 亿元被披露为 Aaa 评级，而本年该类债券港币 38.07 亿元则包括于上述“无评级之其他国家政府及其机构”中。

Note: In 2007, securities issued by Ginnie Mae of HK\$3,365 million were disclosed as Aaa rating, whereas for the current year such securities of HK\$3,807 million have been included in above as "Unrated - Other governments and government agencies".

财务报表附注 (续) Notes to the Financial Statements (continued)

4. 金融风险管理 (续) 4. Financial risk management (continued)

4.1 信贷风险 (续)

4.1 Credit Risk (continued)

债务证券 (续)

Debt securities (continued)

		本银行 The Bank													
		2007													
		无评级 Unrated													
		Aa1 至 Aa3 Aa1 to Aa3		A1 至 A3 A1 to A3		A3 以下 Lower than A3		香港政府 及其机构 Hong Kong government and government bodies		其他国家政府 及其机构 Other governments and government agencies		其他 Other		总计 Total	
		港币 百万元 HK\$m		港币 百万元 HK\$m		港币 百万元 HK\$m		港币 百万元 HK\$m		港币 百万元 HK\$m		港币 百万元 HK\$m		港币 百万元 HK\$m	
证券投资	Investment insecurities														
美国 non-agency 住房贷款抵押	US non-agency residential mortgage-backed														
- 次级	- Subprime	4,118	-	-	-	-	-	-	-	-	-	-	-	-	4,118
- Alt-A	- Alt-A	6,567	-	-	-	-	-	-	-	-	-	-	-	-	6,567
- Prime	- Prime	29,014	-	-	-	-	-	-	-	-	-	-	-	-	29,014
房利美	Fannie Mae														
- 发行的债券	- issued debt securities	4,243	-	-	-	-	-	-	-	-	-	-	-	-	4,243
- 担保的住房贷 款抵押债券	- mortgage-backed securities	-	-	-	-	-	-	-	-	104	-	-	-	-	104
房贷美	Freddie Mac														
- 发行的债券	- issued debt securities	2,753	165	-	-	-	-	-	-	-	-	-	-	-	2,918
- 担保的住房贷 款抵押债券	- mortgage-backed securities	-	-	-	-	-	-	-	-	1,683	-	-	-	-	1,683
其他住房贷款 / 资 产抵押债券	Other MBS/ABS	13,844	28	-	-	-	-	-	-	-	-	79	-	-	13,951
其他债券	Other debt securities	32,527	81,660	25,231	1,762	6,057	-	61,152	208,389						
小计	Subtotal	93,066	81,853	25,231	1,762	6,057	1,787	61,231	270,987						
公允价值变化计入损 益之金融资产	Financial assets at fair value through profit or loss														
其他债券	Other debt securities	76	1,381	1,010	181	3,066	-	328	6,042						
小计	Subtotal	76	1,381	1,010	181	3,066	-	328	6,042						
总计	Total	93,142	83,234	26,241	1,943	9,123	1,787	61,559	277,029						

于 2008 年 12 月 31 日本银行无评级之总金额为港币 1,053.59 亿元 (2007 年: 港币 724.69 亿元), 其中没有发行人评级为港币 77.88 亿元 (2007 年: 港币 86.50 亿元), 详情请参阅第 138 页。

The total amount of unrated issues of the Bank amounted to HK\$105,359 million (2007: HK\$72,469 million) as at 31 December 2008, of which only HK\$7,788 million (2007: HK\$8,650 million) were without issuer ratings. For details, please refer to page 138.

财务报表附注 (续) Notes to the Financial Statements (continued)

4. 金融风险管理 (续) 4. Financial risk management (continued)

4.1 信贷风险 (续)

债务证券 (续)

就以上没有评级的债务证券，按发行人之评级分析如下：

4.1 Credit Risk (continued)

Debt securities (continued)

For the above debt securities with no issue rating, their issuer ratings are analysed as follows:

		本集团 The Group 2008					
		Aaa	Aa1 至 Aa3 Aa1 to Aa3	A1 至 A3 A1 to A3	A3 以下 Lower than A3	无评级 Unrated	总计 Total
		港币百万元 HK\$m	港币百万元 HK\$m	港币百万元 HK\$m	港币百万元 HK\$m	港币百万元 HK\$m	港币百万元 HK\$m
可供出售证券	Available-for-sale securities	18,180	49,408	3,293	35	5,481	76,397
持有至到期日证券	Held-to-maturity securities	624	10,140	2,037	-	3,151	15,952
贷款及应收款 公平值变化计入损益 之金融资产	Loans and receivables Financial assets at fair value through profit or loss	3,386	8,768	397	-	44	12,595
		1	11,413	-	-	295	11,709
总计	Total	22,191	79,729	5,727	35	8,971	116,653

		本集团 The Group 2007					
		Aaa	Aa1 至 Aa3 Aa1 to Aa3	A1 至 A3 A1 to A3	A3 以下 Lower than A3	无评级 Unrated	总计 Total
		港币百万元 HK\$m	港币百万元 HK\$m	港币百万元 HK\$m	港币百万元 HK\$m	港币百万元 HK\$m	港币百万元 HK\$m
可供出售证券	Available-for-sale securities	2,486	8,166	3,818	440	1,708	16,618
持有至到期日证券	Held-to-maturity securities	5,859	20,467	3,765	50	5,584	35,725
贷款及应收款 公平值变化计入损益 之金融资产	Loans and receivables Financial assets at fair value through profit or loss	8,572	19,365	80	-	3,085	31,102
		29	3,843	20	70	295	4,257
总计	Total	16,946	51,841	7,683	560	10,672	87,702

财务报表附注 (续) Notes to the Financial Statements (continued)

4. 金融风险管理 (续) 4. Financial risk management (continued)

4.1 信贷风险 (续)

4.1 Credit Risk (continued)

债务证券 (续)

Debt securities (continued)

		本银行 The Bank					
		2008					
		Aaa	Aa1 至 Aa3 Aa1 to Aa3	A1 至 A3 A1 to A3	A3 以下 Lower than A3	无评级 Unrated	总计 Total
		港币百万元 HK\$m	港币百万元 HK\$m	港币百万元 HK\$m	港币百万元 HK\$m	港币百万元 HK\$m	港币百万元 HK\$m
可供出售证券	Available-for-sale securities	18,180	48,062	3,228	35	4,838	74,343
持有至到期日证券	Held-to-maturity securities	624	6,664	1,881	-	2,950	12,119
贷款及应收款	Loans and receivables	2,329	6,115	-	-	-	8,444
公平值变化计入损益之金融资产	Financial assets at fair value through profit or loss	-	10,453	-	-	-	10,453
总计	Total	21,133	71,294	5,109	35	7,788	105,359

		本银行 The Bank					
		2007					
		Aaa	Aa1 至 Aa3 Aa1 to Aa3	A1 至 A3 A1 to A3	A3 以下 Lower than A3	无评级 Unrated	总计 Total
		港币百万元 HK\$m	港币百万元 HK\$m	港币百万元 HK\$m	港币百万元 HK\$m	港币百万元 HK\$m	港币百万元 HK\$m
可供出售证券	Available-for-sale securities	2,486	6,984	3,694	440	687	14,291
持有至到期日证券	Held-to-maturity securities	5,519	17,720	3,755	50	4,956	32,000
贷款及应收款	Loans and receivables	7,810	11,967	-	-	3,007	22,784
公平值变化计入损益之金融资产	Financial assets at fair value through profit or loss	-	3,304	20	70	-	3,394
总计	Total	15,815	39,975	7,469	560	8,650	72,469

财务报表附注 (续) Notes to the Financial Statements (continued)

4. 金融风险管理 (续) 4. Financial risk management (continued)

4.1 信贷风险 (续)

债务证券 (续)

下表为非逾期或减值之债务证券于12月31日按评级机构之评级分析,并按穆迪评级或其他同等评级对个别债务证券作出评级。

4.1 Credit Risk (continued)

Debt securities (continued)

The following table presents an analysis of debt securities neither overdue nor impaired as at 31 December by rating agency designation, based on Moody's ratings or their equivalent to the respective issues of the debt securities.

		本集团 The Group 2008					
		Aaa	Aa1 至 Aa3 Aa1 to Aa3	A1 至 A3 A1 to A3	A3 以下 Lower than A3	无评级 Unrated	总计 Total
		港币百万元 HK\$m	港币百万元 HK\$m	港币百万元 HK\$m	港币百万元 HK\$m	港币百万元 HK\$m	港币百万元 HK\$m
可供出售证券	Available-for-sale securities	32,231	41,722	12,752	1,839	76,362	164,906
持有至到期日证券	Held-to-maturity securities	22,667	42,554	15,129	2,067	15,952	98,369
贷款及应收款 公允价值变化计入损益 之金融资产	Loans and receivables Financial assets at fair value through profit or loss	-	-	-	-	12,595	12,595
		270	1,814	1,800	729	11,709	16,322
总计	Total	55,168	86,090	29,681	4,635	116,618	292,192

		本集团 The Group 2007					
		Aaa	Aa1 至 Aa3 Aa1 to Aa3	A1 至 A3 A1 to A3	A3 以下 Lower than A3	无评级 Unrated	总计 Total
		港币百万元 HK\$m	港币百万元 HK\$m	港币百万元 HK\$m	港币百万元 HK\$m	港币百万元 HK\$m	港币百万元 HK\$m
可供出售证券	Available-for-sale securities	42,166	28,588	10,686	1,459	16,618	99,517
持有至到期日证券	Held-to-maturity securities	47,912	60,364	16,376	1,313	35,725	161,690
贷款及应收款 公允价值变化计入损益 之金融资产	Loans and receivables Financial assets at fair value through profit or loss	-	-	-	-	31,102	31,102
		733	2,108	1,647	1,136	4,257	9,881
总计	Total	90,811	91,060	28,709	3,908	87,702	302,190

财务报表附注 (续) Notes to the Financial Statements (continued)

4. 金融风险管理 (续) 4. Financial risk management (continued)

4.1 信贷风险 (续)

4.1 Credit Risk (continued)

债务证券 (续)

Debt securities (continued)

		本银行 The Bank					
		2008					
		Aaa	Aa1 至 Aa3 Aa1 to Aa3	A1 至 A3 A1 to A3	A3 以下 Lower than A3	无评级 Unrated	总计 Total
		港币百万元 HK\$m	港币百万元 HK\$m	港币百万元 HK\$m	港币百万元 HK\$m	港币百万元 HK\$m	港币百万元 HK\$m
可供出售证券	Available-for-sale securities	32,231	41,205	11,707	1,113	74,308	160,564
持有至到期日证券	Held-to-maturity securities	21,723	34,931	12,885	1,135	12,119	82,793
贷款及应收款	Loans and receivables	-	-	-	-	8,444	8,444
公平值变化计入损益之金融资产	Financial assets at fair value through profit or loss	-	1,460	969	134	10,453	13,016
总计	Total	53,954	77,596	25,561	2,382	105,324	264,817

		本银行 The Bank					
		2007					
		Aaa	Aa1 至 Aa3 Aa1 to Aa3	A1 至 A3 A1 to A3	A3 以下 Lower than A3	无评级 Unrated	总计 Total
		港币百万元 HK\$m	港币百万元 HK\$m	港币百万元 HK\$m	港币百万元 HK\$m	港币百万元 HK\$m	港币百万元 HK\$m
可供出售证券	Available-for-sale securities	42,165	28,588	10,429	1,301	14,291	96,774
持有至到期日证券	Held-to-maturity securities	46,607	53,265	14,802	461	32,000	147,135
贷款及应收款	Loans and receivables	-	-	-	-	22,784	22,784
公平值变化计入损益之金融资产	Financial assets at fair value through profit or loss	76	1,381	1,010	181	3,394	6,042
总计	Total	88,848	83,234	26,241	1,943	72,469	272,735

财务报表附注 (续) Notes to the Financial Statements (continued)

4. 金融风险管理 (续) 4. Financial risk management (continued)

4.1 信贷风险 (续)

债务证券 (续)

减值债务证券账面值之信贷评级分析如下:

4.1 Credit Risk (continued)

Debt securities (continued)

The carrying values of impaired debt securities by credit rating are analysed as follows:

		本集团及本银行 The Group and the Bank 2008						其中: 减值准备 Of which impairment allowances
		Aaa	Aa1 至 Aa3	A1 至 A3	A3 以下	无评级	总计	
		港币	港币	港币	港币	港币	港币	港币
		百万元	百万元	百万元	百万元	百万元	百万元	百万元
		HK\$'m	HK\$'m	HK\$'m	HK\$'m	HK\$'m	HK\$'m	HK\$'m
可供出售证券	Available-for-sale securities	3,451	814	542	1,187	35	6,029	4,561
持有至到期日证券	Held-to-maturity securities	3,137	864	1,259	1,764	-	7,024	4,440
总计	Total	6,588	1,678	1,801	2,951	35	13,053	9,001
其中: 减值准备	Of which impairment allowances	4,195	1,400	976	2,078	352	9,001	

		本集团及本银行 The Group and the Bank 2007						其中: 减值准备 Of which impairment allowances
		Aaa	Aa1 至 Aa3	A1 至 A3	A3 以下	无评级	总计	
		港币	港币	港币	港币	港币	港币	港币
		百万元	百万元	百万元	百万元	百万元	百万元	百万元
		HK\$'m	HK\$'m	HK\$'m	HK\$'m	HK\$'m	HK\$'m	HK\$'m
可供出售证券	Available-for-sale securities	556	-	-	-	-	556	190
持有至到期日证券	Held-to-maturity securities	3,738	-	-	-	-	3,738	1,682
总计	Total	4,294	-	-	-	-	4,294	1,872
其中: 减值准备	Of which impairment allowances	1,872	-	-	-	-	1,872	

财务报表附注 (续) Notes to the Financial Statements (continued)

4. 金融风险管理 (续) 4. Financial risk management (continued)

4.1 信贷风险 (续)

债务证券 (续)

于 2008 年 12 月 31 日及 2007 年 12 月 31 日, 本集团及本银行没有逾期末减值之债务证券。

逾期超过 3 个月之债务证券分析如下:

可供出售证券

4.1 Credit Risk (continued)

Debt securities (continued)

As at 31 December 2008 and 2007, there were no overdue but not impaired debt securities for the Group and the Bank.

Debt securities overdue for more than 3 months are analysed as follows:

本集团及本银行 The Group and the Bank	
逾期超过 3 个月但不超过 6 个月 Overdue for 6 months or less but over 3 months	
2008	2007
港币百万元	港币百万元
HK\$'m	HK\$'m
35	-

Available-for-sale securities

财务报表附注 (续) Notes to the Financial Statements (continued)

4. 金融风险管理 (续) 4. Financial risk management (continued)

4.1 信贷风险 (续)

债务证券 (续)

住房贷款 / 资产抵押债券

下表为本集团及本银行住房贷款 / 资产抵押债券风险承担之地理区域分析:

4.1 Credit Risk (continued)

Debt securities (continued)

MBS/ABS

The table below represents an analysis of the Group's and the Bank's exposure to MBS/ABS by geographical location.

		本集团 The Group 2008		
		账面值 Carrying values	其中: 已减值 Of which impaired	其中: 减值准备 Of which impairment allowances
		港币百万元 HK\$m	港币百万元 HK\$m	港币百万元 HK\$m
美国住房贷款 / 资产抵押债券	US MBS/ABS			
Non-agency 住房贷款抵押	Non-agency residential mortgage-backed			
- 次级	- Subprime	1,047	829	339
- Alt-A	- Alt-A	2,334	1,750	1,302
- Prime	- Prime	15,935	9,594	6,479
真利美	Ginnie Mae	3,807	-	-
房利美	Fannie Mae	88	-	-
房贷美	Freddie Mac	1,633	-	-
商用贷款抵押	Commercial mortgage-backed	929	-	-
其他	Others	2,806	-	-
		28,579	12,173	8,120
其他国家住房贷款 / 资产抵押债券	Other countries MBS/ABS			
住房贷款抵押	Residential mortgage-backed	2,649	69	27
商用贷款抵押	Commercial mortgage-backed	454	-	-
其他	Others	150	-	-
		3,253	69	27
住房贷款 / 资产抵押债券总计	Total MBS/ABS	31,832	12,242	8,147

财务报表附注 (续) Notes to the Financial Statements (continued)

4. 金融风险管理 (续) 4. Financial risk management (continued)

4.1 信贷风险 (续)

债务证券 (续)

**住房贷款 / 资产抵押债券
(续)**

4.1 Credit Risk (continued)

Debt securities (continued)

MBS/ABS (continued)

		本集团 The Group 2007		
		账面值 Carrying values 港币百万元 HK\$m	其中: 已减值 Of which impaired 港币百万元 HK\$m	其中: 减值准备 Of which impairment allowances 港币百万元 HK\$m
美国住房贷款 / 资产抵押 债券	US MBS/ABS			
Non-agency 住房贷款抵押	Non-agency residential mortgage-backed			
- 次级	- Subprime	4,118	2,856	1,253
- Alt-A	- Alt-A	6,567	1,380	573
- Prime	- Prime	29,014	58	46
真利美	Ginnie Mae	3,365	-	-
房利美	Fannie Mae	104	-	-
房贷美	Freddie Mac	1,683	-	-
商用贷款抵押	Commercial mortgage-backed	997	-	-
其他	Others	3,692	-	-
		49,540	4,294	1,872
其他国家住房贷款 / 资产 抵押债券	Other countries MBS/ABS			
住房贷款抵押	Residential mortgage-backed	5,189	-	-
商用贷款抵押	Commercial mortgage-backed	561	-	-
其他	Others	558	-	-
		6,308	-	-
住房贷款 / 资产抵押债券 总计	Total MBS/ABS	55,848	4,294	1,872

财务报表附注 (续) Notes to the Financial Statements (continued)

4. 金融风险管理 (续) 4. Financial risk management (continued)

4.1 信贷风险 (续)

债务证券 (续)

住房贷款 / 资产抵押债券
(续)

4.1 Credit Risk (continued)

Debt securities (continued)

MBS/ABS (continued)

		本银行 The Bank 2008		
		账面值 Carrying values	其中: 已减值 Of which impaired	其中: 减值准备 Of which impairment allowances
		港币百万元 HK\$m	港币百万元 HK\$m	港币百万元 HK\$m
美国住房贷款 / 资产抵押债券	US MBS/ABS			
Non-agency 住房贷款抵押	Non-agency residential mortgage-backed			
- 次级	- Subprime	1,047	829	339
- Alt-A	- Alt-A	2,334	1,750	1,302
- Prime	- Prime	15,935	9,594	6,479
真利美	Ginnie Mae	3,807	-	-
房利美	Fannie Mae	88	-	-
房贷美	Freddie Mac	1,633	-	-
商用贷款抵押	Commercial mortgage-backed	929	-	-
其他	Others	2,806	-	-
		28,579	12,173	8,120
其他国家住房贷款 / 资产抵押债券	Other countries MBS/ABS			
住房贷款抵押	Residential mortgage-backed	2,405	69	27
商用贷款抵押	Commercial mortgage-backed	427	-	-
其他	Others	135	-	-
		2,967	69	27
住房贷款 / 资产抵押债券 总计	Total MBS/ABS	31,546	12,242	8,147

财务报表附注 (续) Notes to the Financial Statements (continued)

4. 金融风险管理 (续) 4. Financial risk management (continued)

4.1 信贷风险 (续)

债务证券 (续)

住房贷款 / 资产抵押债券
(续)

4.1 Credit Risk (continued)

Debt securities (continued)

MBS/ABS (continued)

		本银行 The Bank		
		2007		
		账面值 Carrying values	其中: 已减值 Of which impaired	其中: 减值准备 Of which impairment allowances
		港币百万元 HK\$m	港币百万元 HK\$m	港币百万元 HK\$m
美国住房贷款 / 资产抵押 债券	US MBS/ABS			
Non-agency 住房贷款抵押	Non-agency residential mortgage-backed			
- 次级	- Subprime	4,118	2,856	1,253
- Alt-A	- Alt-A	6,567	1,380	573
- Prime	- Prime	29,014	58	46
真利美	Ginnie Mae	3,365	-	-
房利美	Fannie Mae	104	-	-
房贷美	Freddie Mac	1,683	-	-
商用贷款抵押	Commercial mortgage-backed	997	-	-
其他	Others	3,692	-	-
		<u>49,540</u>	<u>4,294</u>	<u>1,872</u>
其他国家住房贷款 / 资产 抵押债券	Other countries MBS/ABS			
住房贷款抵押	Residential mortgage-backed	4,867	-	-
商用贷款抵押	Commercial mortgage-backed	521	-	-
其他	Others	509	-	-
		<u>5,897</u>	<u>-</u>	<u>-</u>
住房贷款 / 资产抵押债券 总计	Total MBS/ABS	<u>55,437</u>	<u>4,294</u>	<u>1,872</u>

		本集团及本银行 The Group and the Bank	
		2008	2007
		港币百万元 HK\$m	港币百万元 HK\$m
年内有关住房贷款 / 资产抵押 债券之可供出售储备的公允 值变动 (扣除减值拨备拨转 收益表后净额, 不包括递延 税项影响)	Fair value movement taken to available-for- sale reserve on MBS/ABS for the year (net of impairment charges taken to income statement excluding deferred tax impact)	<u>(1,340)</u>	<u>(364)</u>
与住房贷款 / 资产抵押债券有 关之可供出售储备年末结余 (不包括递延税项影响)	Closing balance of available-for-sale reserve relating to MBS/ABS (excluding deferred tax impact)	<u>(1,707)</u>	<u>(367)</u>

财务报表附注 (续) Notes to the Financial Statements (continued)

4. 金融风险管理 (续) 4. Financial risk management (continued)

4.1 信贷风险 (续)

债务证券 (续)

住房贷款 / 资产抵押债券
(续)

减值住房贷款 / 资产抵押
债券账面值之信贷评级之
分析如下:

4.1 Credit Risk (continued)

Debt securities (continued)

MBS/ABS (continued)

The carrying values of impaired MBS/ABS by credit rating are analysed as follows:

		本集团及本银行 The Group and the Bank 2008					其中: 减值准备 Of which impairment allowances
		Aaa	Aa1 至 Aa3	A1 至 A3	A3 以下	无评级	总计
		港币	港币	港币	港币	港币	港币
		百万元	百万元	百万元	百万元	百万元	百万元
		HK\$m	HK\$m	HK\$m	HK\$m	HK\$m	HK\$m
美国住房贷款 / 资产抵押债券	US MBS/ABS						
Non-agency 住房贷款抵押	Non-agency residential mortgage-backed						
- 次级	- Subprime	695	-	30	104	-	829
- Alt-A	- Alt-A	662	383	274	431	-	1,750
- Prime	- Prime	5,162	1,295	1,312	1,825	-	9,594
		6,519	1,678	1,616	2,360	-	12,173
其他国家住房贷款 / 资产抵押债券	Other countries MBS/ABS						
住房贷款抵押	Residential mortgage-backed	69	-	-	-	-	69
住房贷款 / 资产抵押债券总计	Total MBS/ABS	6,588	1,678	1,616	2,360	-	12,242
其中: 减值准备	Of which impairment allowances	4,195	1,400	938	1,614	-	8,147

财务报表附注 (续) **Notes to the Financial Statements (continued)**

4. 金融风险管理 (续) **4. Financial risk management (continued)**

4.1 信贷风险 (续)

4.1 Credit Risk (continued)

债务证券 (续)

Debt securities (continued)

住房贷款 / 资产抵押债券
(续)

MBS/ABS (continued)

		本集团及本银行 The Group and the Bank					2007	
		Aaa	Aa1 至 Aa3 Aa1 to Aa3	A1 至 A3 A1 to A3	A3 以下 Lower than A3	无评级 Unrated	总计 Total	其中: 减值准备 Of which impairment allowances
		港币 百万元 HK\$m	港币 百万元 HK\$m	港币 百万元 HK\$m	港币 百万元 HK\$m	港币 百万元 HK\$m	港币 百万元 HK\$m	港币 百万元 HK\$m
美国住房贷款 / 资产抵押债券	US MBS/ABS							
Non-agency 住房贷款抵押	Non-agency residential mortgage-backed							
- 次级	- Subprime	2,856	-	-	-	-	2,856	1,253
- Alt-A	- Alt-A	1,380	-	-	-	-	1,380	573
- Prime	- Prime	58	-	-	-	-	58	46
住房贷款 / 资产抵押债券总计	Total MBS/ABS	4,294	-	-	-	-	4,294	1,872
其中: 减值准备	Of which impairment allowances	1,872	-	-	-	-	1,872	

财务报表附注 (续) Notes to the Financial Statements (continued)

4. 金融风险管理 (续) 4. Financial risk management (continued)

4.1 信贷风险 (续)

债务证券 (续)

住房贷款 / 资产抵押债券
(续)

4.1 Credit Risk (continued)

Debt securities (continued)

MBS/ABS (continued)

下表为 12 月 31 日持有的住房贷款 / 资产抵押债券于年度计提之减值拨备分析:

The table below represents an analysis of impairment charges for the year for MBS/ABS held as at 31 December.

		本集团及本银行 The Group and the Bank					
		2008					
	Aaa	Aa1 至 Aa3 Aa1 to Aa3	A1 至 A3 A1 to A3	A3 以下 Lower than A3	无评级 Unrated	总计 Total	
	港币百万元 HK\$m	港币百万元 HK\$m	港币百万元 HK\$m	港币百万元 HK\$m	港币百万元 HK\$m	港币百万元 HK\$m	
美国住房贷款 / 资产抵押债券	US MBS/ABS						
Non-agency 住房贷款抵押	Non-agency residential mortgage-backed						
- 次级	(90)	-	27	27	-	(36)	
- Alt-A	394	299	157	359	-	1,209	
- Prime	3,725	1,055	658	1,094	-	6,532	
	4,029	1,354	842	1,480	-	7,705	
其他国家住房贷款 / 资产抵押债券	Other countries MBS/ABS						
住房贷款抵押	Residential mortgage-backed						
	27	-	-	-	-	27	
住房贷款 / 资产抵押债券总计	4,056	1,354	842	1,480	-	7,732	

		本集团及本银行 The Group and the Bank					
		2007					
	Aaa	Aa1 至 Aa3 Aa1 to Aa3	A1 至 A3 A1 to A3	A3 以下 Lower than A3	无评级 Unrated	总计 Total	
	港币百万元 HK\$m	港币百万元 HK\$m	港币百万元 HK\$m	港币百万元 HK\$m	港币百万元 HK\$m	港币百万元 HK\$m	
美国住房贷款 / 资产抵押债券	US MBS/ABS						
Non-agency 住房贷款抵押	Non-agency residential mortgage-backed						
- 次级	1,253	-	-	-	-	1,253	
- Alt-A	573	-	-	-	-	573	
- Prime	46	-	-	-	-	46	
住房贷款 / 资产抵押债券总计	1,872	-	-	-	-	1,872	

财务报表附注（续） Notes to the Financial Statements (continued)

4. 金融风险管理（续） 4. Financial risk management (continued)

4.2 市场风险

市场风险是指因为市场利率或价格波动导致出现亏损的风险。集团交易账的市场风险来自客户业务及自营持仓，金融工具每日均会按市值计价。风险包括因为外汇、利率、股票和商品价格波动引致的潜在损失。另外，集团银行账的市场风险来自集团债券投资盘。风险包括因为市场参数变化而引致的潜在损失（例如授信、流动及利率风险，及阻碍集团以账面值实现其证券投资的价格变动）。持仓每月均会按市值计价。本集团对交易账及银行账的市场风险分别管理。

市场风险管理架构

集团的风险管理目标是在提高股东价值的同时确保风险控制可在接受的水平之内。集团之市场风险管理框架包括三个层次：董事会以及辖下的风险委员会为最高决策机构。制订风险管理程序、实施机制，及监控合规情况，主要由高级管理层（包括总裁、风险总监）负责。风险管理部负责监察集团市场风险，确保整体和个别的市场风险均控制在集团可接受的风险水平之内。另每天对风险承担进行监控，以确保控制在既定的风险限额内并且定期向管理层汇报。南商和集友均设有独立的风险监控单位，每日对限额的合规性进行监控。

4.2 Market Risk

Market risk is the risk of loss that results from movements in market rates and prices. The Group's market risk in trading book arises from trading positions taken from customer-related business and proprietary trading. These positions are subject to daily mark-to-market valuation. The risk includes potential losses arising from changes in foreign exchange and interest rates as well as equities and commodities prices. On the other hand, the major market risk in banking book arises from the group's investment portfolio. The risk includes potential losses arising from changes in market parameters such as credit, liquidity, and interest rate risk and price movements which prevent the Group from realising its investment securities at their carrying amounts. These positions are subject to monthly mark-to-market valuation. The Group manages market risk in its trading book separately from its banking book.

Market risk management framework

The Group's risk management objective is to enhance shareholder value by maintaining risk exposures within acceptable limits. Market risk management framework of the Group comprises three levels. The Board of Directors and its Risk Committee are the ultimate decision making authorities. Formulation of the risk management procedures and implementation mechanism, and monitoring of the compliance are mainly responsible by senior management (including CE and CRO). RMD is responsible for the oversight of the Group's market risk to ensure that overall and individual market risks are within the Group's risk tolerance. Risk exposures are monitored on a day-to-day basis to ensure that they are within established risk limits and are regularly reported to the senior management. Nanyang and Chiyu have their own independent risk monitoring units to monitor limit compliance on a daily basis.

财务报表附注 (续) Notes to the Financial Statements (continued)

4. 金融风险管理 (续) 4. Financial risk management (continued)

4.2 市场风险 (续)

市场风险管理架构 (续)

集团规定各单位在经过风险委员会批核的各市场风险限额和高级管理层批准的可叙做工具清单内经营业务, 从而控制市场风险, 并且执行严谨的新产品审批程序以确保全面识别、正确量度和充分监控所有的风险。

交易账的市场风险根据风险委员会批核的主要风险限额, 包括头盘限额和 / 或风险因素敏感度限额进行管理。由 2007 年 4 月份开始中银香港正式应用涉险值限额作为日常风险控管工具。整体风险限额参照不同的风险产品, 包括利率、汇率、商品及股票价格, 再细分为不同限额。而风险产品分类是根据交易内所含风险特点划分为不同的风险产品类别。

集团也采用涉险值技术量度交易账的潜在损失和市场风险, 定期向风险委员会和高级管理层报告。涉险值是一种统计学方式, 用以估量在一段特定时间内, 按指定的置信度, 所持头盘可能造成的损失。中银香港作为集团内承担主要交易账市场风险的银行机构, 其市场风险以主要货币外汇敞口为主, 日常亦以涉险值监控其交易账市场风险。

4.2 Market Risk (continued)

Market risk management framework (continued)

The Group's control of market risk is based on restricting individual operations to trading within various market risk limits approved by the RC, and a list of permissible instruments authorised by senior management, as well as enforcing rigorous new product approval procedures to ensure all risks arising are thoroughly identified, properly measured and adequately controlled.

Market risk arising from the trading book is managed within various major risk limits approved by the RC, including risk positions and/or risk factor sensitivities. Since April 2007 BOCHK has also formally applied Value-at-Risk (VAR) limit as a daily risk management tool. These overall risk limits are divided into sub-limits by reference to different risk products, including interest rate, foreign exchange rate, commodity price and equity products. Transactions are classified into different risk product categories according to the prominent type of risk inherent in the transactions.

The Group also uses the VAR technique to measure potential losses and market risks of its trading book for reporting to the RC and senior management on a periodic basis. VAR is a statistical technique which estimates the potential losses that could occur on risk positions taken over a specified time horizon within a given level of confidence. BOCHK, being the banking entity within the Group with the major trading positions, which are mainly foreign currency positions in major currencies, uses VAR technique to monitor and control market risk on a daily basis.

财务报表附注 (续) Notes to the Financial Statements (continued)

4. 金融风险管理 (续) 4. Financial risk management (continued)

4.2 市场风险 (续)

市场风险管理架构 (续)

自 2007 年 4 月起, 涉险值的计算由方差 / 协方差的方法更改为历史模拟法。集团采用市场利率及价格的历史变动、99% 置信水平及 1 天持有期等基准, 计算组合及个别涉险值。利用过去 2 年的市场数据来计算市场价格的波动。

涉险值

以下表格详述中银香港自营市场风险持仓的涉险值¹。

4.2 Market Risk (continued)

Market risk management framework (continued)

The Group has changed its VAR calculation from a variance/co-variance basis to historical simulation basis with effect from April 2007. The Group uses historical movements in market rates and prices, a 99% confidence level and a 1-day holding period to calculate portfolio and individual VAR. Movements in market prices are calculated by reference to market data from the last two years.

VAR

The following table sets out the VAR for all trading market risk exposure¹ of BOCHK.

		12 月 31 日	全年 最低数值	全年 最高数值	全年 平均数值
港币百万元	HK\$m	At 31 December	Minimum for the year	Maximum for the year	Average for the year
所有市场风险持仓之涉险值	VAR for all market risk	· 2008 12.6	3.0	13.5	6.5
		· 2007 3.2	1.4	10.4	4.1
汇率风险产品持仓之涉险值	VAR for foreign exchange	· 2008 13.1	2.5	14.2	6.0
	risk products	· 2007 2.7	1.0	9.4	4.0
利率风险产品持仓之涉险值	VAR for interest rate risk	· 2008 4.2	1.0	5.9	2.9
	products	· 2007 1.5	0.5	3.9	1.6
股票风险产品持仓之涉险值	VAR for equity risk	· 2008 0.2	0.1	2.8	0.5
	products	· 2007 0.4	0.1	1.1	0.4
商品风险产品持仓之涉险值	VAR for commodity risk	· 2008 0.0	0.0	0.5	0.0
	products	· 2007 0.0	0.0	0.4	0.1

2008 年, 中银香港从市场风险相关的自营交易活动赚得的每日平均收益²为港币 5.35 百万元 (2007 年: 港币 3.06 百万元)。

In 2008, the average daily revenue² of BOCHK earned from market risk-related trading activities was HK\$5.35 million (2007: HK\$3.06 million).

¹ 不包括外汇结构性敞口的涉险值。

¹ Structural FX positions have been excluded.

² 不包括外汇结构性敞口的损益及背对背收入。

² Revenues from structural FX positions and back to back transactions have been excluded.

财务报表附注 (续) Notes to the Financial Statements (continued)

4. 金融风险管理 (续) 4. Financial risk management (continued)

4.2 市场风险 (续)

涉险值 (续)

利用回顾测试可以检讨涉险值的准确性。回顾测试是将交易账持盘的涉险值数字与下一个交易日从这些持盘得到的实际收入作出比较, 而实际交易收入中不包括非交易收益, 例如费用及佣金。若交易收入为负值而且超越涉险值数字, 则出现例外情况。回顾测试结果向集团高级管理层(包括总裁及风险总监)报告。

虽然涉险值是量度风险的一项重要指引, 但应留意它有一定局限性, 例如:

- 采用过往数据作为估计未来动态的准则, 未能顾及所有可能出现的情况, 特别是一些极端情况;
- 一日持仓期的计算方法乃假设所有头盘均可以在一日内套现或对冲。这项假设未必能完全反映市场风险, 尤其在市场流通度极低时, 可能未及在一日持仓期内套现或对冲所有头盘, 因而产生的市场风险;

4.2 Market Risk (continued)

VAR (continued)

Predictive power of the VaR measure is monitored by backtesting, which compares the calculated VaR figure of those trading positions of each business day with the actual revenues arising on those positions on the next business day. These actual revenues exclude non-trading income including fees and commissions. If backtesting revenues are negative and exceed the VaR, a "backtesting exception" is noted. Backtesting results are reported to the Group's senior management, including CE and CRO.

Although it is a valuable guide to risk, VAR should always be viewed in the context of its limitations. For example:

- the use of historical data as a proxy for estimating future events may not encompass all potential events, particularly those which are extreme in nature;
- the use of a one-day holding period assumes that all positions can be liquidated or hedged in one day. This may not fully reflect the market risk arising at times of severe illiquidity, when a one-day holding period may be insufficient to liquidate or hedge all positions fully;

财务报表附注 (续) Notes to the Financial Statements (continued)

4. 金融风险管理 (续) 4. Financial risk management (continued)

4.2 市场风险 (续)

涉险值 (续)

- 根据定义, 当采用99%置信水平时, 即未有考虑在此置信水平以外或会出现的亏损; 以及
- 涉险值是以营业时间结束时的头盘作计算基准, 因此并不一定反映交易时段内的风险。

集团理解上述局限, 并制定其他头盘及敏感度限额, 以补充涉险值限额的局限性。

此外, 集团亦对个别组合及集团的整体头盘情况进行多种压力测试。交易账压力测试包括按不同风险因素改变的严峻程度所作的敏感性测试, 以及对历史事件的情景分析, 包括1987股灾、1994债券市场危机、1997亚洲金融风暴和2001年911事件。因应2008年金融市场的动荡情况, 集团亦重检相关的压力测试以确保其严谨及完善。集团高层管理人员透过压力测试, 评估当出现特定的极端事故时所引致的金融冲击对集团所承担的市场风险的影响。

就中银香港而言, 集团银行账产生之市场风险须按资产负债管理委员会审批的主要风险限额, 包括管理层关注亏损上限及管理层关注预警亏损上限进行管理。而对可供出售债券投资组合亦有涉险经济价值次限额监管价格变化风险对资本充足率的影响。有关报告每月定期向资产负债管理委员会汇报。

4.2 Market Risk (continued)

VAR (continued)

- the use of a 99 per cent confidence level, by definition, does not take into account losses that might occur beyond this level of confidence; and
- VAR is calculated on the basis of exposures outstanding at the close of business and therefore does not necessarily reflect intra-day exposures.

The Group recognises these limitations by augmenting its VAR limits with other position and sensitivity limit structures.

Additionally, the Group applies a wide range of stress testing, both on individual portfolios and on the Group's consolidated positions. Stress testing programme of the trading book includes sensitivity testing on changes in risk factors with various degrees of severity, as well as scenario analysis on historical events including the 1987 Equity Market Crash, 1994 Bond Market Crash, the 1997 Asian Crisis and the 11 September Event in 2001. The Group also reassessed the stress testing programme to ensure its rigour and robustness in view of the financial crisis in 2008. The Group's stress-testing regime provides senior management with an assessment of the financial impact of identified extreme events on the market risk exposures of the Group.

For BOCHK, market risk arising from the banking book is managed within various risk limits such as P/L Management Alert Limit (P/L MAL) and P/L Management Alert Trigger (P/L MAT), and the AFS economic value at risk sub-limit for the available-for-sale debt securities portfolio to control the price risk impact on our CAR. The mark-to-market result is reported to ALCO on a monthly basis.

财务报表附注 (续) Notes to the Financial Statements (continued)

4. 金融风险管理 (续) 4. Financial risk management (continued)

4.2 市场风险 (续)

汇率风险

下表概述了本集团及本银行于12月31日之外币汇率风险承担。表内以折合港元账面值列示资产及负债，并按原币分类。

4.2 Market Risk (continued)

Currency risk

The tables below summarise the Group's and the Bank's exposure to foreign currency exchange rate risk as at 31 December. Included in the tables are the assets and liabilities at carrying amounts in HK\$ equivalent, categorised by the original currency.

		本集团 The Group							
		2008							
		人民币 Renminbi	美元 US Dollars	港元 HK Dollars	欧元 EURO	日圆 Japanese Yen	英镑 Pound Sterling	其他 Others	总计 Total
		港币 港幣	港币 港幣	港币 港幣	港币 港幣	港币 港幣	港币 港幣	港币 港幣	港币 港幣
		百万元 百萬元	百万元 百萬元	百万元 百萬元	百万元 百萬元	百万元 百萬元	百万元 百萬元	百万元 百萬元	百万元 百萬元
		HK\$m	HK\$m	HK\$m	HK\$m	HK\$m	HK\$m	HK\$m	HK\$m
资产	Assets								
库存现金及在银行及其他金融机构的结余	Cash and balances with banks and other financial institutions	53,381	36,592	53,719	2,662	1,425	3,163	2,326	153,268
一至十二个月内到期之银行及其他金融机构存款	Placements with banks and other financial institutions maturing between one and twelve months	504	31,441	38,728	5,924	-	6,487	6,634	89,718
公允价值变化计入损益之金融资产	Financial assets at fair value through profit or loss	1,274	1,614	13,465	-	-	-	51	16,404
衍生金融工具	Derivative financial instruments	-	485	19,032	99	1	-	11	19,628
香港特别行政区政府负债证明书	Hong Kong SAR Government certificates of indebtedness	-	-	34,200	-	-	-	-	34,200
贷款及其他账项	Advances and other accounts	15,056	97,002	347,976	2,915	1,622	1,002	4,647	470,220
证券投资	Investment in securities								
- 可供出售证券	- Available-for-sale securities	828	71,882	24,141	21,160	40,652	1,651	11,051	171,365
- 持有至到期日证券	- Held-to-maturity securities	2,165	52,352	32,580	6,132	1,823	791	9,550	105,393
- 贷款及应收款	- Loans and receivables	-	2,243	9,039	108	-	110	1,095	12,595
联营公司权益	Interests in associates	-	-	88	-	-	-	-	88
投资物业	Investment properties	63	-	7,664	-	-	-	-	7,727
物业、厂房及设备	Properties, plant and equipment	98	-	22,690	-	-	-	-	22,788
其他资产 (包括递延税项资产)	Other assets (including deferred tax assets)	121	244	13,314	596	220	19	88	14,602
资产总额	Total assets	73,490	293,855	616,636	39,596	45,743	13,223	35,453	1,117,996

财务报表附注 (续) Notes to the Financial Statements (continued)

4. 金融风险管理 (续) 4. Financial risk management (continued)

4.2 市场风险 (续)

4.2 Market Risk (continued)

汇率风险 (续)

Currency risk (continued)

		本集团 The Group						
		2008						
	人民币 Renminbi	美元 US Dollars	港元 HK Dollars	欧元 EURO	日元 Japanese Yen	英镑 Pound Sterling	其他 Others	总计 Total
	港币 百万元 HK\$'m	港币 百万元 HK\$'m	港币 百万元 HK\$'m	港币 百万元 HK\$'m	港币 百万元 HK\$'m	港币 百万元 HK\$'m	港币 百万元 HK\$'m	港币 百万元 HK\$'m
负债	Liabilities							
香港特别行政区流通纸币	Hong Kong SAR currency notes in circulation							
	-	-	34,200	-	-	-	-	34,200
银行及其他金融机构之存款及结余	Deposits and balances of banks and other financial institutions							
	38,131	24,191	18,558	2,251	693	2,494	2,461	88,779
公允价值变化计入损益之金融负债	Financial liabilities at fair value through profit or loss							
	-	1,852	19,890	-	-	-	196	21,938
衍生金融工具	Derivative financial instruments							
	-	513	19,622	297	1	-	17	20,450
客户存款	Deposits from customers							
	30,518	194,358	505,082	15,584	2,135	13,445	44,744	805,866
按摊销成本发行之债务证券	Debt securities in issue at amortised cost							
	-	148	845	-	-	-	49	1,042
其他账项及准备 (包括本年税项及递延税项负债)	Other accounts and provisions (including current and deferred tax liabilities)							
	1,331	9,672	16,673	325	7,907	348	646	36,902
后偿负债	Subordinated liabilities							
	-	19,394	-	7,210	-	-	-	26,604
负债总额	69,980	250,128	614,870	25,667	10,736	16,287	48,113	1,035,781
资产负债表头寸净值	Net on-balance sheet position							
	3,510	43,727	1,766	13,929	35,007	(3,064)	(12,660)	82,215
表外资产负债头寸净值*	Off-balance sheet net notional position*							
	(4)	(33,929)	68,465	(13,826)	(34,817)	3,043	12,542	1,474
或然负债及承担	Contingent liabilities and commitments							
	9,132	62,401	176,097	3,032	551	303	1,878	253,394

*表外资产负债头寸净值指外汇衍生金融工具的名义合约净额净值。外汇衍生金融工具主要用来减低本集团之汇率变动风险。

* Off-balance sheet net notional position represents the net notional amounts of foreign currency derivative financial instruments, which are principally used to reduce the Group's exposure to currency movements.

财务报表附注 (续) Notes to the Financial Statements (continued)

4. 金融风险管理 (续) 4. Financial risk management (continued)

4.2 市场风险 (续)

4.2 Market Risk (continued)

汇率风险 (续)

Currency risk (continued)

		本集团 The Group							
		2007							
	人民币 Renminbi	美元 US Dollars	港元 HK Dollars	欧元 EURO	日元 Japanese Yen	英镑 Pound Sterling	其他 Others	总计 Total	
	港币 百万元 HK\$m	港币 百万元 HK\$m	港币 百万元 HK\$m	港币 百万元 HK\$m	港币 百万元 HK\$m	港币 百万元 HK\$m	港币 百万元 HK\$m	港币 百万元 HK\$m	
资产	Assets								
库存现金及在银行及其他金融机 构的结余	Cash and balances with banks and other financial institutions	30,848	49,823	71,727	1,148	160	1,815	3,531	159,052
一至十二个月内到期之银行及其 他金融机构存款	Placements with banks and other financial institutions maturing between one and twelve months	375	23,854	28,750	-	-	-	175	53,154
公允价值变化计入损益之金融资产	Financial assets at fair value through profit or loss	917	3,246	5,899	-	-	-	240	10,302
衍生金融工具	Derivative financial instruments	-	773	13,703	-	-	-	1	14,477
香港特别行政区政府负债证明书	Hong Kong SAR Government certificates of indebtedness	-	-	32,770	-	-	-	-	32,770
贷款及其他账项	Advances and other accounts	13,335	71,309	323,473	4,202	1,667	1,006	5,220	420,212
证券投资	Investment in securities								
- 可供出售证券	- Available-for-sale securities	90	62,611	22,563	7,005	28	1,321	6,900	100,518
- 持有至到期日证券	- Held-to-maturity securities	864	84,686	59,565	2,486	-	1,554	16,273	165,428
- 贷款及应收款	- Loans and receivables	-	3,594	26,511	428	-	-	569	31,102
联营公司权益	Interests in associates	-	-	83	-	-	-	-	83
投资物业	Investment properties	-	-	8,058	-	-	-	-	8,058
物业、厂房及设备	Properties, plant and equipment	72	1	23,215	-	-	-	-	23,288
其他资产 (包括递延税项资产)	Other assets (including deferred tax assets)	69	947	19,267	160	62	145	136	20,786
资产总额	Total assets	46,570	300,844	635,584	15,429	1,917	5,841	33,045	1,039,230

财务报表附注 (续) Notes to the Financial Statements (continued)

4. 金融风险管理 (续) 4. Financial risk management (continued)

4.2 市场风险 (续)

4.2 Market Risk (continued)

汇率风险 (续)

Currency risk (continued)

		本集团 The Group						
		2007						
	人民币 Renminbi	美元 US Dollars	港元 HK Dollars	欧元 EURO	日圆 Japanese Yen	英镑 Pound Sterling	其他 Others	总计 Total
	港币 百万元 HK\$m	港币 百万元 HK\$m	港币 百万元 HK\$m	港币 百万元 HK\$m	港币 百万元 HK\$m	港币 百万元 HK\$m	港币 百万元 HK\$m	港币 百万元 HK\$m
负债	Liabilities							
香港特别行政区流通纸币	Hong Kong SAR currency notes in circulation							
	-	-	32,770	-	-	-	-	32,770
银行及其他金融机构之存款及结余	Deposits and balances of banks and other financial institutions							
	27,173	19,422	9,090	147	2,141	92	2,534	60,599
公允价值变化计入损益之金融负债	Financial liabilities at fair value through profit or loss							
	-	2,717	8,688	-	-	-	-	11,405
衍生金融工具	Derivative financial instruments							
	-	1,257	9,814	-	-	-	11	11,082
客户存款	Deposits from customers							
	17,360	166,467	548,813	8,432	2,492	12,284	38,399	794,247
按摊销成本发行之债务证券	Debt securities in issue at amortised cost							
	-	667	1,422	-	-	-	-	2,089
其他账项及准备 (包括本年税项及递延税项负债)	Other accounts and provisions (including current and deferred tax liabilities)							
	575	9,751	31,932	311	31	386	760	43,746
负债总额	Total liabilities							
	45,108	200,281	642,529	8,890	4,664	12,762	41,704	955,938
资产负债表头寸净值	Net on-balance sheet position							
	1,462	100,563	(6,945)	6,539	(2,747)	(6,921)	(8,659)	83,292
表外资产负债头寸净值	Off-balance sheet net notional position							
	394	(97,215)	89,481	(6,478)	2,436	7,050	8,975	4,643
或然负债及承担	Contingent liabilities and commitments							
	4,873	55,183	163,702	4,693	1,017	259	1,581	231,308

财务报表附注 (续) Notes to the Financial Statements (continued)

4. 金融风险管理 (续) 4. Financial risk management (continued)

4.2 市场风险 (续)

4.2 Market Risk (continued)

汇率风险 (续)

Currency risk (continued)

		本银行 The Bank							
		2008							
	人民币 Renminbi	美元 US Dollars	港元 HK Dollars	欧元 EURO	日圆 Japanese Yen	英镑 Pound Sterling	其他 Others	总计 Total	
	港币 百万元 HK\$'m	港币 百万元 HK\$'m	港币 百万元 HK\$'m	港币 百万元 HK\$'m	港币 百万元 HK\$'m	港币 百万元 HK\$'m	港币 百万元 HK\$'m	港币 百万元 HK\$'m	
资产	Assets								
库存现金及在银行及其他金融机 构的结余	Cash and balances with banks and other financial institutions	52,272	34,528	40,322	1,443	1,391	2,795	682	133,433
一至十二个月内到期之银行及其 他金融机构存款	Placements with banks and other financial institutions maturing between one and twelve months	344	26,876	26,879	2,301	-	6,150	5,350	67,900
公允价值变化计入损益之金融资 产	Financial assets at fair value through profit or loss	1,016	217	11,803	-	-	-	-	13,036
衍生金融工具	Derivative financial instruments	-	484	18,038	99	1	-	11	18,633
香港特别行政区政府负债证明书	Hong Kong SAR Government certificates of indebtedness	-	-	34,200	-	-	-	-	34,200
贷款及其他账项	Advances and other accounts	7,453	79,261	290,128	2,631	1,404	975	4,008	385,860
证券投资	Investment in securities								
- 可供出售证券	- Available-for-sale securities	116	70,209	21,937	21,160	40,652	1,651	10,967	166,692
- 持有至到期日证券	- Held-to-maturity securities	2,165	48,601	23,559	4,834	1,823	643	8,192	89,817
- 贷款及应收款	- Loans and receivables	-	2,088	6,202	-	-	-	154	8,444
附属公司权益	Interests in subsidiaries	-	-	12,401	-	-	-	-	12,401
联营公司权益	Interests in associates	-	-	12	-	-	-	-	12
投资物业	Investment properties	-	-	7,279	-	-	-	-	7,279
物业、厂房及设备	Properties, plant and equipment	3	-	17,546	-	-	-	-	17,549
其他资产	Other assets	34	129	12,616	588	216	2	43	13,628
资产总额	Total assets	63,403	262,393	522,922	33,056	45,487	12,216	29,407	968,884

财务报表附注 (续) Notes to the Financial Statements (continued)

4. 金融风险管理 (续) 4. Financial risk management (continued)

4.2 市场风险 (续)

4.2 Market Risk (continued)

汇率风险 (续)

Currency risk (continued)

		本银行 The Bank							
		2008							
		人民币 Renminbi	美元 US Dollars	港元 HK Dollars	欧元 EURO	日元 Japanese Yen	英镑 Pound Sterling	其他 Others	总计 Total
		港币 百万元 HK\$'m	港币 百万元 HK\$'m	港币 百万元 HK\$'m	港币 百万元 HK\$'m	港币 百万元 HK\$'m	港币 百万元 HK\$'m	港币 百万元 HK\$'m	港币 百万元 HK\$'m
负债	Liabilities								
香港特别行政区流通纸币	Hong Kong SAR currency notes in circulation	-	-	34,200	-	-	-	-	34,200
银行及其他金融机构之存款及结余	Deposits and balances of banks and other financial institutions	36,466	24,442	19,092	2,301	86	2,673	2,783	87,843
公允价值变化计入损益之金融负债	Financial liabilities at fair value through profit or loss	-	1,474	18,799	-	-	-	196	20,469
衍生金融工具	Derivative financial instruments	-	504	18,747	297	1	-	17	19,566
客户存款	Deposits from customers	24,462	168,773	423,516	9,148	1,991	12,755	38,606	679,251
其他账项及准备 (包括本年税项及递延税项负债)	Other accounts and provisions (including current and deferred tax liabilities)	948	7,369	13,548	60	7,860	98	511	30,394
后偿负债	Subordinated liabilities	-	19,394	-	7,210	-	-	-	26,604
负债总额	Total liabilities	61,876	221,956	527,902	19,016	9,938	15,526	42,113	898,327
资产负债表头寸净值	Net on-balance sheet position	1,527	40,437	(4,980)	14,040	35,549	(3,310)	(12,706)	70,557
表外资产负债头寸净值	Off-balance sheet net notional position	(4)	(31,306)	65,827	(13,945)	(35,378)	3,288	12,581	1,063
或然负债及承担	Contingent liabilities and commitments	5,015	51,974	112,245	1,331	485	15	682	171,747

财务报表附注 (续) Notes to the Financial Statements (continued)

4. 金融风险管理 (续) 4. Financial risk management (continued)

4.2 市场风险 (续)

4.2 Market Risk (continued)

汇率风险 (续)

Currency risk (continued)

		本银行 The Bank							
		2007							
	人民币 Renminbi	美元 US Dollars	港元 HK Dollars	欧元 EURO	日元 Japanese Yen	英镑 Pound Sterling	其他 Others	总计 Total	
	港币 百万元 HK\$m	港币 百万元 HK\$m	港币 百万元 HK\$m	港币 百万元 HK\$m	港币 百万元 HK\$m	港币 百万元 HK\$m	港币 百万元 HK\$m	港币 百万元 HK\$m	
资产	Assets								
库存现金及在银行及其他金融机 构的结余	Cash and balances with banks and other financial institutions	29,796	44,625	55,243	382	120	1,412	2,442	134,020
一至十二个月内到期之银行及其 他金融机构存款	Placements with banks and other financial institutions maturing between one and twelve months	226	15,079	16,582	-	-	-	-	31,887
公允价值变化计入损益之金融资 产	Financial assets at fair value through profit or loss	676	987	4,535	-	-	-	171	6,369
衍生金融工具	Derivative financial instruments	-	748	13,224	-	-	-	-	13,972
香港特别行政区政府负债证明书	Hong Kong SAR Government certificates of indebtedness	-	-	32,770	-	-	-	-	32,770
贷款及其他账项	Advances and other accounts	7,987	57,672	265,976	3,914	1,477	984	3,886	341,896
证券投资	Investment in securities								
- 可供出售证券	- Available-for-sale securities	-	61,900	20,323	7,005	28	1,321	6,815	97,392
- 持有至到期日证券	- Held-to-maturity securities	864	81,475	50,652	2,161	-	1,181	14,540	150,873
- 贷款及应收款	- Loans and receivables	-	1,663	21,121	-	-	-	-	22,784
附属公司权益	Interests in subsidiaries	-	-	12,866	-	-	-	-	12,866
联营公司权益	Interests in associates	-	-	12	-	-	-	-	12
投资物业	Investment properties	-	-	7,595	-	-	-	-	7,595
物业、厂房及设备	Properties, plant and equipment	2	-	18,259	-	-	-	-	18,261
其他资产	Other assets	52	885	17,224	133	62	132	72	18,560
资产总额	Total assets	39,603	265,034	536,382	13,595	1,687	5,030	27,926	889,257

财务报表附注（续） Notes to the Financial Statements (continued)

4. 金融风险管理（续） 4. Financial risk management (continued)

4.2 市场风险（续）

4.2 Market Risk (continued)

汇率风险（续）

Currency risk (continued)

		本银行 The Bank							
		2007							
		人民币 Renminbi	美元 US Dollars	港元 HK Dollars	欧元 EURO	日圆 Japanese Yen	英镑 Pound Sterling	其他 Others	总计 Total
		港币 百万元 HK\$m	港币 百万元 HK\$m	港币 百万元 HK\$m	港币 百万元 HK\$m	港币 百万元 HK\$m	港币 百万元 HK\$m	港币 百万元 HK\$m	港币 百万元 HK\$m
负债	Liabilities								
香港特别行政区流通纸币	Hong Kong SAR currency notes in circulation	-	-	32,770	-	-	-	-	32,770
银行及其他金融机构之存款及结余	Deposits and balances of banks and other financial institutions	23,968	19,329	9,875	128	1,623	91	1,193	56,207
公平值变化计入损益之金融负债	Financial liabilities at fair value through profit or loss	-	1,178	6,938	-	-	-	-	8,116
衍生金融工具	Derivative financial instruments	-	1,107	9,681	-	-	-	-	10,788
客户存款	Deposits from customers	14,615	138,736	466,095	6,784	2,235	11,694	33,421	673,580
其他账项及准备（包括本年税项及递延税项负债）	Other accounts and provisions (including current and deferred tax liabilities)	426	7,226	27,076	53	16	181	607	35,585
负债总额	Total liabilities	39,009	167,576	552,435	6,965	3,874	11,966	35,221	817,046
资产负债表头寸净值	Net on-balance sheet position	594	97,458	(16,053)	6,630	(2,187)	(6,936)	(7,295)	72,211
表外资产负债头寸净值	Off-balance sheet net notional position	360	(94,059)	88,394	(6,580)	1,910	6,993	7,260	4,278
或然负债及承担	Contingent liabilities and commitments	2,176	42,963	107,287	2,875	847	20	427	156,595

财务报表附注 (续) Notes to the Financial Statements (continued)

4. 金融风险管理 (续) 4. Financial risk management (continued)

4.2 市场风险 (续)

利率风险

中银香港制定利率风险管理政策, 明确架构及采用方法以识别、量度、监察及控制利率风险。

利率风险管理由资产负债管理委员会及风险委员会负责。资产负债管理委员会主责利率风险管理监督; 风险委员会审批由资产负债管理委员会制订的利率风险管理政策。集团每日识别及量度利率风险。司库部根据既定政策对利率风险进行管理。财务部根据批准限额密切监察有关风险, 并定期向资产负债管理委员会汇报。风险管理部对司库部提出的政策、办法及限额进行审核。

集团的利率风险主要是结构性风险。结构性持仓的主要利率风险类别为:

- 利率重订风险 - 由于资产及负债到期日或重订价格期限可能出现错配
- 收益率曲线风险 - 由于收益率曲线非平行式移动, 如变得较倾斜或较横向, 而产生对净利息收入或经济价值的负面影响

4.2 Market Risk (continued)

Interest rate risk

BOCHK has formulated an "Interest Rate Risk Management Policy" which sets out the framework and the methodologies to identify, measure, monitor and control interest rate risk.

Both the members of Asset and Liability Management Committee ("ALCO") and Risk Committee ("RC") are responsible for interest rate risk management. ALCO maintains oversight of interest rate risk and RC sanctions the interest rate risk management policies formulated by ALCO. The interest rate risk is identified and measured on a daily basis. The Treasury Department manages the interest rate risk according to the established policies. The Finance Department closely monitors the related risks according to approved limits and reports the results to ALCO regularly. The Risk Management Department reviews the policies, guidelines and limits proposed by Treasury Department.

The Group's interest rate risk exposures are mainly structural. The major types of interest rate risk from structural positions are:

- repricing risk – mismatches in the maturity or repricing periods of assets and liabilities
- yield curve risk – non-parallel shifts in the yield curve, e.g. steepening or flattening yield curves, causing adverse effects on net interest income or economic value

财务报表附注 (续) Notes to the Financial Statements (continued)

4. 金融风险管理 (续) 4. Financial risk management (continued)

4.2 市场风险 (续)

利率风险 (续)

- 利率基准风险 - 不同交易的不同定价基准，令资产的收益率和负债的成本可能会在同一重订价格期间以不同的幅度变化
- 客户择权风险 - 由于资产、负债或表外项目所附设的期权，当被行使时会改变相关资产负债之现金流

缺口分析是集团用来量度利率风险的工具之一。由于个别产品的潜藏期权风险令产品的风险变得覆杂，是以习性假设更能反映实质利率风险水平，其中主要假设包括定息按揭抵押贷款证券（美国 prime 及 Alt-A）采用习性到期日假设代替其合约到期日。这项分析提供资产负债的到期情况及重订价格特性的静态资料。

盈利及经济价值对利率变化的敏感度（涉险盈利及涉险经济价值）通过模拟孳息曲线平衡移动 200 个基点的利率震荡来计算。涉险盈利及涉险经济价值分别控制在经风险委员会核定的占当年预算净利息收入及最新资本基础的一个特定百分比限额之内。有关结果每月定期向资产负债管理委员会及风险委员会报告。

4.2 Market Risk (continued)

Interest rate risk (continued)

- basis risk – different pricing basis for different transactions so that yield on assets and cost of liabilities may change by different amounts within the same repricing period
- option risk – exercise of the options embedded in assets, liabilities and off-balance sheet items inducing a change in the cashflows of assets and liabilities

Gap analysis is one of the tools used to measure the Group's exposure to repricing risk and yield curve risk. As the risk is complicated by having optionality embedded in certain products, the behavioural assumptions are made to reflect more accurately the interest rate risk exposures. The key assumption in gap analysis includes the replacement of contractual maturity of fixed rate mortgage-backed (US prime and Alt-A) securities by behavioural maturity. This gap analysis provides the Group with a static view of the maturity and repricing characteristics of its interest rate sensitive balance sheet positions.

Based on repricing gap, sensitivities of earnings and economic value to interest rate changes (Earnings at Risk and Economic Value at Risk) are assessed through a hypothetical interest rate shock of 200 basis points across the yield curve assuming parallel shifts on both sides. Limits on Earnings at Risk and Economic Value at Risk, which are the risk appetites sanctioned by RC, are controlled respectively within an approved percentage of the projected net interest income for the year and the latest capital base. The results are reported to ALCO and RC on a monthly basis respectively.

财务报表附注 (续) Notes to the Financial Statements (continued)

4. 金融风险管理 (续) 4. Financial risk management (continued)

4.2 市场风险 (续)

利率风险 (续)

集团进行压力测试以量度收益率曲线变得倾斜或横向时对盈利及经济价值的影响。

集团透过情景分析, 监察利率基准风险因收益率及成本率不同步变化对净利息收入所预计产生的影响, 及设定相同订息基准的资产负债比例以作监控。

再者, 没有固定到期的存款的客户择权及按揭客户提前还款的影响亦以不同的压力测试情景加以量度。

通过以下限额控制中银香港利率风险水平:

1. 涉险盈利限额
2. 涉险经济价值限额
3. 利率敏感缺口限额

除此之外, 集团亦采用利率衍生工具来对冲利率风险, 在一般情况下会利用简单的利率互换合约对冲有关风险。

在新产品业务推出前, 相关单位须先进行风险评估程序, 包括评估其潜在的利率风险, 并考虑现行的利率风险监控机制是否足够。如新产品或服务对我行利率风险造成重大影响, 须及时向财务总监提交建议。

4.2 Market Risk (continued)

Interest rate risk (continued)

Yield curve risk is also assessed by the impacts on earnings and economic value arising from steepening or flattening of the yield curve.

The impact of basis risk is gauged by the projected change in net interest income under scenarios of imperfect correlation in the adjustment of the rates earned and paid on different instruments. Ratios of assets to liabilities with similar pricing basis are established to monitor such risk.

In addition, the impact of optionality on non-maturity liabilities and prepayment of mortgage loans are evaluated under different stress scenarios.

The interest rate risk exposures in BOCHK are controlled through the use of limits:

1. Earnings at Risk limit
2. Economic Value at Risk limit
3. Interest Rate Mismatch Gap limits

In addition to adopting limits for interest rate risk control, the Group hedges its interest rate exposures by interest rate derivatives, of which plain vanilla interest rate swaps are used in most cases.

Before launching a new product or business, relevant departments are required to go through a risk assessment process, which include assessment of underlying interest rate risk and consideration of the adequacy of current risk management mechanism. Any material impact on interest rate risk noted during the risk assessment process will be reported to the Chief Financial Officer.

财务报表附注 (续) Notes to the Financial Statements (continued)

4. 金融风险管理 (续) 4. Financial risk management (continued)

4.2 市场风险 (续)

利率风险 (续)

下表概述了本集团及本银行于12月31日的利率风险承担。表内以账面值列示本集团及本银行之资产及负债，并按重定息率日期或到期日（以较早者为准）分类。

4.2 Market Risk (continued)

Interest rate risk (continued)

The tables below summarise the Group's and the Bank's exposure to interest rate risk as at 31 December. Included in the tables are the Group's and the Bank's assets and liabilities at carrying amounts, categorised by the earlier of contractual repricing or maturity dates.

		本集团 The Group						
		2008						
		一至 一个月 Up to 1 month	一至 三个月 1-3 months	三至 十二个月 3-12 months	一至五年 1-5 years	五年以上 Over 5 years	不计息 Non- interest bearing	总计 Total
		港币百万元 HK\$m	港币百万元 HK\$m	港币百万元 HK\$m	港币百万元 HK\$m	港币百万元 HK\$m	港币百万元 HK\$m	港币百万元 HK\$m
资产	Assets							
库存现金及在银行及其他金融机构的结余	Cash and balances with banks and other financial institutions	134,722	-	-	-	-	18,546	153,268
一至十二个月内到期之银行及其他金融机构存款	Placements with banks and other financial institutions maturing between one and twelve months	-	38,622	51,096	-	-	-	89,718
公允价值变化计入损益之金融资产	Financial assets at fair value through profit or loss	5,103	7,076	2,311	1,416	415	83	16,404
衍生金融工具	Derivative financial instruments	-	-	-	-	-	19,628	19,628
香港特别行政区政府负债证明书	Hong Kong SAR Government certificates of indebtedness	-	-	-	-	-	34,200	34,200
贷款及其他账项	Advances and other accounts	366,581	77,143	20,873	1,258	159	4,206	470,220
证券投资	Investment in securities							
- 可供出售证券	- Available-for-sale securities	31,282	28,066	42,437	47,155	21,995	430	171,365
- 持有至到期日证券	- Held-to-maturity securities	23,765	38,406	12,514	17,371	13,337	-	105,393
- 贷款及应收款	- Loans and receivables	1,755	2,675	8,165	-	-	-	12,595
联营公司权益	Interests in associates	-	-	-	-	-	88	88
投资物业	Investment properties	-	-	-	-	-	7,727	7,727
物业、厂房及设备	Properties, plant and equipment	-	-	-	-	-	22,788	22,788
其他资产（包括递延税项资产）	Other assets (including deferred tax assets)	-	-	-	-	-	14,602	14,602
资产总额	Total assets	563,208	191,988	137,396	67,200	35,906	122,298	1,117,996

财务报表附注 (续) Notes to the Financial Statements (continued)

4. 金融风险管理 (续) 4. Financial risk management (continued)

4.2 市场风险 (续)

4.2 Market Risk (continued)

利率风险 (续)

Interest rate risk (continued)

		本集团 The Group						
		2008						
		一个月 Up to 1 month	一至 三个月 1-3 months	三至 十二个月 3-12 months	一至五年 1-5 years	五年以上 Over 5 years	不计息 Non- interest bearing	总计 Total
		港币百万元 HK\$m	港币百万元 HK\$m	港币百万元 HK\$m	港币百万元 HK\$m	港币百万元 HK\$m	港币百万元 HK\$m	港币百万元 HK\$m
负债	Liabilities							
香港特别行政区流通纸币	Hong Kong SAR currency notes in circulation	-	-	-	-	-	34,200	34,200
银行及其他金融机构之存款及结余	Deposits and balances of banks and other financial institutions	55,274	10,655	3,272	-	-	19,578	88,779
公平值变化计入损益之金融负债	Financial liabilities at fair value through profit or loss	6,769	13,412	1,749	8	-	-	21,938
衍生金融工具	Derivative financial instruments	-	-	-	-	-	20,450	20,450
客户存款	Deposits from customers	631,968	103,266	32,532	253	-	37,847	805,866
按摊销成本发行之债务证券	Debt securities in issue at amortised cost	459	148	435	-	-	-	1,042
其他账项及准备 (包括本年税项及递延税项负债)	Other accounts and provisions (including current and deferred tax liabilities)	8,036	116	493	136	-	28,121	36,902
后偿负债	Subordinated liabilities	-	-	26,604	-	-	-	26,604
负债总额	Total liabilities	702,506	127,597	65,085	397	-	140,196	1,035,781
利率敏感度缺口	Interest sensitivity gap	(139,298)	64,391	72,311	66,803	35,906	(17,898)	82,215

财务报表附注 (续) Notes to the Financial Statements (continued)

4. 金融风险管理 (续) 4. Financial risk management (continued)

4.2 市场风险 (续)

4.2 Market Risk (continued)

利率风险 (续)

Interest rate risk (continued)

		本集团 The Group						
		2007						
		一个月 Up to 1 month	一至 三 个月 1-3 months	三至 十二 个月 3-12 months	一至五 年 1-5 years	五年 以上 Over 5 years	不计息 Non- interest bearing	总计 Total
		港币 百万元 HK\$m	港币 百万元 HK\$m	港币 百万元 HK\$m	港币 百万元 HK\$m	港币 百万元 HK\$m	港币 百万元 HK\$m	港币 百万元 HK\$m
资产	Assets							
库存现金及在银行及其他金融机 构的结余	Cash and balances with banks and other financial institutions	152,733	-	-	-	-	6,319	159,052
一至十二个月内到期之银行及其 他金融机构存款	Placements with banks and other financial institutions maturing between one and twelve months	-	42,230	10,924	-	-	-	53,154
公平值变化计入损益之金融资产	Financial assets at fair value through profit or loss	3,562	1,637	1,670	2,252	760	421	10,302
衍生金融工具	Derivative financial instruments	-	-	-	-	-	14,477	14,477
香港特别行政区政府负债证明书	Hong Kong SAR Government certificates of indebtedness	-	-	-	-	-	32,770	32,770
贷款及其他账项	Advances and other accounts	328,728	58,396	19,372	9,487	643	3,586	420,212
证券投资	Investment in securities							
- 可供出售证券	- Available-for-sale securities	11,668	21,320	6,257	19,959	40,869	445	100,518
- 持有至到期日证券	- Held-to-maturity securities	25,562	43,920	18,534	43,022	34,390	-	165,428
- 贷款及应收款	- Loans and receivables	7,459	11,444	12,199	-	-	-	31,102
联营公司权益	Interests in associates	-	-	-	-	-	83	83
投资物业	Investment properties	-	-	-	-	-	8,058	8,058
物业、厂房及设备	Properties, plant and equipment	-	-	-	-	-	23,288	23,288
其他资产 (包括递延税项资产)	Other assets (including deferred tax assets)	-	-	-	-	-	20,786	20,786
资产总额	Total assets	529,712	178,947	68,956	74,720	76,662	110,233	1,039,230

财务报表附注（续） Notes to the Financial Statements (continued)

4. 金融风险管理（续） 4. Financial risk management (continued)

4.2 市场风险（续）

4.2 Market Risk (continued)

利率风险（续）

Interest rate risk (continued)

		本集团 The Group						
		2007						
		一至 一个月 Up to 1 month	一至 三个月 1-3 months	三至 十二个月 3-12 months	一至五年 1-5 years	五年以上 Over 5 years	不计息 Non- interest bearing	总计 Total
		港币百万元 HK\$m	港币百万元 HK\$m	港币百万元 HK\$m	港币百万元 HK\$m	港币百万元 HK\$m	港币百万元 HK\$m	港币百万元 HK\$m
负债	Liabilities							
香港特别行政区流通纸币	Hong Kong SAR currency notes in circulation	-	-	-	-	-	32,770	32,770
银行及其他金融机构之存款及结余	Deposits and balances of banks and other financial institutions	45,728	3,428	6,897	-	-	4,546	60,599
公平值变化计入损益之金融负债	Financial liabilities at fair value through profit or loss	6,600	2,355	1,531	919	-	-	11,405
衍生金融工具	Derivative financial instruments	-	-	-	-	-	11,082	11,082
客户存款	Deposits from customers	623,580	98,440	35,157	547	-	36,523	794,247
按摊销成本发行之债务证券	Debt securities in issue at amortised cost	-	-	1,977	112	-	-	2,089
其他账项及准备（包括本年税项及递延税项负债）	Other accounts and provisions (including current and deferred tax liabilities)	7,624	107	-	128	-	35,887	43,746
负债总额	Total liabilities	683,532	104,330	45,562	1,706	-	120,808	955,938
利率敏感度缺口	Interest sensitivity gap	(153,820)	74,617	23,394	73,014	76,662	(10,575)	83,292

财务报表附注 (续) Notes to the Financial Statements (continued)

4. 金融风险管理 (续) 4. Financial risk management (continued)

4.2 市场风险 (续)

利率风险 (续)

4.2 Market Risk (continued)

Interest rate risk (continued)

		本银行 The Bank						
		2008						
		一个月 Up to 1 month	一至 三个月 1-3 months	三至 十二个月 3-12 months	一至五年 1-5 years	五年以上 Over 5 years	不计息 Non- interest bearing	总计 Total
		港币百万元 HK\$m	港币百万元 HK\$m	港币百万元 HK\$m	港币百万元 HK\$m	港币百万元 HK\$m	港币百万元 HK\$m	港币百万元 HK\$m
资产	Assets							
库存现金及在银行及其他金融机 构的结余	Cash and balances with banks and other financial institutions	115,795	-	-	-	-	17,638	133,433
一至十二个月内到期之银行及其 他金融机构存款	Placements with banks and other financial institutions maturing between one and twelve months	-	21,427	46,473	-	-	-	67,900
公允价值变化计入损益之金融资产	Financial assets at fair value through profit or loss	4,428	6,289	1,608	685	6	20	13,036
衍生金融工具	Derivative financial instruments	-	-	-	-	-	18,633	18,633
香港特别行政区政府负债证明书	Hong Kong SAR Government certificates of indebtedness	-	-	-	-	-	34,200	34,200
贷款及其他账项	Advances and other accounts	309,388	61,950	14,342	126	54	-	385,860
证券投资	Investment in securities							
- 可供出售证券	- Available-for-sale securities	30,902	27,235	41,417	46,014	21,025	99	166,692
- 持有至到期日证券	- Held-to-maturity securities	21,000	31,327	10,404	13,749	13,337	-	89,817
- 贷款及应收款	- Loans and receivables	-	1,592	6,852	-	-	-	8,444
附属公司权益	Interests in subsidiaries	-	-	-	-	-	12,401	12,401
联营公司权益	Interests in associates	-	-	-	-	-	12	12
投资物业	Investment properties	-	-	-	-	-	7,279	7,279
物业、厂房及设备	Properties, plant and equipment	-	-	-	-	-	17,549	17,549
其他资产 (包括递延税项资产)	Other assets (including deferred tax assets)	-	-	-	-	-	13,628	13,628
资产总额	Total assets	481,513	149,820	121,096	60,574	34,422	121,459	968,884
负债	Liabilities							
香港特别行政区流通纸币	Hong Kong SAR currency notes in circulation	-	-	-	-	-	34,200	34,200
银行及其他金融机构之存款及结 余	Deposits and balances of banks and other financial institutions	60,026	3,914	3,267	-	-	20,636	87,843
公允价值变化计入损益之金融负债	Financial liabilities at fair value through profit or loss	6,230	12,745	1,486	8	-	-	20,469
衍生金融工具	Derivative financial instruments	-	-	-	-	-	19,566	19,566
客户存款	Deposits from customers	547,198	77,632	21,933	188	-	32,300	679,251
其他账项及准备 (包括本年税项 及递延税项负债)	Other accounts and provisions (including current and deferred tax liabilities)	7,099	116	493	136	-	22,550	30,394
后偿负债	Subordinated liabilities	-	-	26,604	-	-	-	26,604
负债总额	Total liabilities	620,553	94,407	53,783	332	-	129,252	898,327
利率敏感度缺口	Interest sensitivity gap	(139,040)	55,413	67,313	60,242	34,422	(7,793)	70,557

财务报表附注 (续) Notes to the Financial Statements (continued)

4. 金融风险管理 (续) 4. Financial risk management (continued)

4.2 市场风险 (续)

4.2 Market Risk (continued)

利率风险 (续)

Interest rate risk (continued)

		本银行 The Bank						
		2007						
		一个月 Up to 1 month	一至 三 个月 1-3 months	三至 十二 个月 3-12 months	一至 五年 1-5 years	五年 以上 Over 5 years	不计 息 Non- interest bearing	总计 Total
		港币 百万元 HK\$m	港币 百万元 HK\$m	港币 百万元 HK\$m	港币 百万元 HK\$m	港币 百万元 HK\$m	港币 百万元 HK\$m	港币 百万元 HK\$m
资产	Assets							
库存现金及在银行及其他金融机 构的结余	Cash and balances with banks and other financial institutions	129,827	-	-	-	-	4,193	134,020
一至十二个月内到期之银行及其 他金融机构存款	Placements with banks and other financial institutions maturing between one and twelve months	-	28,927	2,960	-	-	-	31,887
公允价值变化计入损益之金融资产	Financial assets at fair value through profit or loss	2,261	959	1,523	1,268	31	327	6,369
衍生金融工具	Derivative financial instruments	-	-	-	-	-	13,972	13,972
香港特别行政区政府负债证明书	Hong Kong SAR Government certificates of indebtedness	-	-	-	-	-	32,770	32,770
贷款及其他账项	Advances and other accounts	271,962	48,292	13,132	8,038	457	15	341,896
证券投资	Investment in securities							
- 可供出售证券	- Available-for-sale securities	11,244	19,976	5,864	19,701	40,545	62	97,392
- 持有至到期日证券	- Held-to-maturity securities	21,599	38,905	16,411	39,568	34,390	-	150,873
- 贷款及应收款	- Loans and receivables	5,696	8,025	9,063	-	-	-	22,784
附属公司权益	Interests in subsidiaries	-	-	-	-	-	12,866	12,866
联营公司权益	Interests in associates	-	-	-	-	-	12	12
投资物业	Investment properties	-	-	-	-	-	7,595	7,595
物业、厂房及设备	Properties, plant and equipment	-	-	-	-	-	18,261	18,261
其他资产	Other assets	-	-	-	-	-	18,560	18,560
资产总额	Total assets	442,589	145,084	48,953	68,575	75,423	108,633	889,257
负债	Liabilities							
香港特别行政区流通纸币	Hong Kong SAR currency notes in circulation	-	-	-	-	-	32,770	32,770
银行及其他金融机构之存款及结 余	Deposits and balances of banks and other financial institutions	43,348	1,598	4,711	-	-	6,550	56,207
公允价值变化计入损益之金融负债	Financial liabilities at fair value through profit or loss	4,160	2,004	1,033	919	-	-	8,116
衍生金融工具	Derivative financial instruments	-	-	-	-	-	10,788	10,788
客户存款	Deposits from customers	534,799	81,681	25,427	415	-	31,258	673,580
其他账项及准备 (包括本年税项 及递延税项负债)	Other accounts and provisions (including current and deferred tax liabilities)	7,297	107	-	128	-	28,053	35,585
负债总额	Total liabilities	589,604	85,390	31,171	1,462	-	109,419	817,046
利率敏感度缺口	Interest sensitivity gap	(147,015)	59,694	17,782	67,113	75,423	(786)	72,211

财务报表附注 (续) Notes to the Financial Statements (continued)

4. 金融风险管理 (续) 4. Financial risk management (continued)

4.2 市场风险 (续)

利率风险 (续)

本集团银行账内市场 风险承担之敏感度分 析

集团主要面对港元及美元利率风险。于2008年12月31日,若港元及美元市场利率上移100基点,其他因素不变情况下,本年度的税后溢利将会减少港币1.12亿元(2007年:港币1.06亿元),负面影响较2007年增加主要由于短期档利率敏感负缺口扩阔所致。而就可供出售债券投资组合因上述模拟市场利率变化而预期会出现的估值减幅,令储备将会减少港币13.90亿元(2007年:港币15.98亿元)。上述利率敏感度分析仅供说明用途。

4.2 Market Risk (continued)

Interest rate risk (continued)

Sensitivity analysis to market risk exposure of banking book of the Group

The Group is principally exposed to HKD and USD in terms of interest rate risk. At 31 December 2008, if HKD and USD market interest rates had been 100 basis point higher with other variables held constant, profit after tax for the year would have been reduced by HK\$112 million (2007: HK\$106 million). The negative impact is increased compared with 2007 because the short term negative interest sensitivity gaps are enlarged. Reserves would have been reduced by HK\$1,390 million (2007: HK\$1,598 million) of the expected reduction in valuation of available-for-sale portfolio due to the above simulated market rates movement. The sensitivity analysis set out above is illustrative only.

财务报表附注 (续) Notes to the Financial Statements (continued)

4. 金融风险管理 (续) 4. Financial risk management (continued)

4.2 市场风险 (续)

利率风险 (续)

银行账利率风险

下列为若市场利率变化而对银行账主要货币利率风险潜在之影响：

盈利角度 测试情景

港元孳息曲线平行下移
100 基点
美元孳息曲线平行上移
100 基点

注：

2007 年分析不包括中银行信用卡公司。

2008 年分析包括中银行信用卡公司。

若市场利率受一些特殊但有可能发生的事件影响而变化，预计变动反映对未来 12 个月盈利及经济价值产生影响。盈利影响采用净利息收入量度；经济价值影响采用预计市场利率折扣后预期未来现金净流量量度。在盈利及经济价值影响压力情景下，主要假设包括港元息口与美元息口相关性变化，而其他假设则包括利率平行移动，在没有采取缓释风险情况下所有持仓均计至到期日为止及同一档内利率重新订价或到期。上述压力测试仅供说明用途。

4.2 Market Risk (continued)

Interest rate risk (continued)

Interest rate exposures in banking book

The following is a summary of possible effects of market interest rates shocks on the Group's interest rate exposure for major currencies in its banking book:

Earnings perspective Scenarios

Down 100 basis points parallel shift in HK dollar
yield curves
Up 100 basis points parallel shift in US dollar
yield curves

Note:

BOC-CC is excluded from the analysis in 2007.

BOC-CC is included in the analysis in 2008.

The projections illustrate that stressful changes in market interest rates in response to exceptional but plausible events would have adverse effects both on earnings over the next twelve months and economic value. While the possible effect of interest rates shock on earnings is assessed by changes in net interest income, the possible impact on economic value is measured in terms of expected net future cash flow discounted by projected market rates. To construct stressful scenarios, severe assumptions are made, including a change in the correlation between HK dollar and US dollar interest rates, on the two separate perspectives of earnings and economic value. Other assumptions are also made on the projections, such as a parallel movement of interest rates for the banking book positions of all repricing or maturity dates. In the absence of actions that would be taken to mitigate the impact of interest rates shock, all positions are assumed to run to maturity and reprice or mature simultaneously within a given time band. The stress tests set out above are illustrative only.

于 12 月 31 日影响 Impact on positions at 31 December

	2008	2007
	港币百万元 HK\$'m	港币百万元 HK\$'m
	(237)	(402)
	(371)	(562)

财务报表附注 (续) Notes to the Financial Statements (continued)

4. 金融风险管理 (续) 4. Financial risk management (continued)

4.3 流动资金风险

流动资金风险指本集团可能要承受不欲接受的损失，否则便无法提供资金以应付资产增加或履行到期义务的风险。

流动资金风险管理框架

集团之流动资金风险管理框架包括三个层次：董事会以及辖下的风险委员会为最高决策机构，就符合监管机构的要求负责。高级管理层(包括总裁、财务总监、风险总监以及资产负债管理委员会)主要负责制定关于风险管控的措施及执行机制，并监督其合规性。日常之流动性管理由司库部主责，并由其他职能部门协助，包括财务部及风险管理部，负责监控流动资金风险及定期提供报告予管理层及本地监管机构。

流动资金管理程序于集团层面执行。集团之主要附属公司会按照集团之风险管理政策独立地执行其风险管理策略，并定期向集团管理层汇报。

集团业务所需的资金主要来自零售及企业客户的存款。此外，集团亦可发行存款证以获取长期资金，或透过调整集团投资组合内的结构成份以巩固资金来源。集团将资金大部分用于贷款、投资债务证券或拆放同业。

4.3 Liquidity risk

Liquidity risk is the risk that the Group may not be able to fund increases in assets or meet obligations as they fall due without incurring unacceptable losses.

Liquidity risk management framework

The liquidity risk management framework of the Group comprises three levels. The Board of Directors and the Risk Committee are the ultimate decision making authority and are responsible for the compliance with regulatory requirements. Formulation of the risk management procedures and implementation mechanism and monitoring of the compliance are mainly the responsibilities of senior management (including Chief Executive, Chief Financial Officer, Chief Risk Officer and the Asset and Liability Management Committee). Daily management of liquidity is carried out by the treasury functions, which is assisted by other functional departments, including the finance and risk management departments which monitor the liquidity risk and provide regular reports to the management and local regulatory bodies.

The liquidity management process is adopted at the Group level. The principal subsidiaries of the Group execute their risk management strategies independently, subject to risk policies that are consistent with those of the Group, and report to the Group's management on a regular basis.

The Group funds its operations principally by accepting deposits from retail and corporate depositors. In addition, the Group may issue certificates of deposit to secure long-term funds. Funding may also be secured through adjusting the asset mix in the Group's investment portfolio. The Group uses the majority of funds raised to extend loans, to purchase debt securities or to conduct inter-bank placements.

财务报表附注（续） Notes to the Financial Statements (continued)

4. 金融风险管理（续） 4. Financial risk management (continued)

4.3 流动资金风险（续）

流动资金风险管理框架（续）

集团已建立完善流动资金风险管理机制，目的是令集团即使在恶劣市况下，仍能按时应付所有到期债务，以及为其资产增长和策略机会提供所需资金，避免要在紧急情况下被迫出售资产套现。集团透过维持高流动性资产组合及建立适度分散的负债组合从而达到以上目的。

风险管理程序包括：

- 在正常及压力情景下估算现金流，利用资产负债错配净缺口评估资金需求；
- 维持限定错配缺口以控制累积净错配情况；
- 维持充足的流动比率以符合内部及外部监管机构之要求；
- 确保稳健及充裕之资金来源并维持稳定及多元化之核心存款；
- 维持适度之高流动性资产以作为紧急情况下之流动性缓冲；
- 监控存款组合之结构及稳定性；
- 评估于同业货币市场之拆入能力及监控贷款者组合以避免过分依赖货币市场资金；
- 建立适当应变计划，包括设定及持续监察预警指标（包括内部及市场指标）、设立汇报机制及应变措施。

4.3 Liquidity risk (continued)

Liquidity risk management framework (continued)

The Group has developed a robust liquidity risk management mechanism which aims at enabling the Group to meet, even under adverse market conditions, all its maturing repayment obligations on time, and to fund all its asset growth and strategic opportunities without forced liquidation of its assets at short notice. The objective is achieved through maintenance of a highly-liquifiable assets portfolio and establishment of a diversified portfolio of liabilities.

Risk management process includes:

- Perform cash-flow projection under normal and stressed scenarios, using the net mismatch gap between assets and liabilities to estimate the prospective net funding requirements;
- Maintain a minimum mismatch ratio to control the size of the cumulative net mismatch positions;
- Maintain strong liquidity ratios to comply with both internal and external regulatory requirements;
- Ensure sound and sufficient funding sources and maintain stable and diversified core deposits;
- Maintain a proper level of highly liquid asset to serve as liquidity buffer for emergency needs;
- Monitor the structure and stability of the deposit portfolio;
- Assess the ability to borrow from the inter-bank money market and monitor the portfolio of lenders to avoid over-reliance on the money market for funding;
- Maintain a proper contingency plan, which includes setting early warning signals (including internal indicators and market indicators) with timely monitoring procedures and establishing a management reporting system and contingency procedures.

财务报表附注（续） Notes to the Financial Statements (continued)

4. 金融风险管理（续） 4. Financial risk management (continued)

4.3 流动资金风险（续）

流动资金风险管理 框架（续）

集团设立三项主要监控比率：一个月流动比率、一个月错配比率及贷存比率，通过制定限额、定期评估及监控比率，作为识别、量度、监察及控制流动风险的主要工具。此外亦利用现金流分析、检视存款稳定性、大户存款的集中度及投资组合的流动性作为辅助监控。

在新产品业务推出前，相关单位须先进行风险评估程序，包括评估其潜在的流动资金风险，并考虑现行的流动资金风险监控机制是否足够。如新产品或服务对我行流动资金风险造成重大影响，须及时向风险总监及财务总监提交建议。

4.3 Liquidity risk (continued)

Liquidity risk management framework (continued)

The Group has set up three Key Risk Indicators: 1-month liquidity ratio, 1-month mismatch ratio and loan-to-deposit ratio which are used as the major tools in the identification, measurement, monitoring and control of the liquidity risk by setting limits on, assess and monitor the ratios on regular basis. The Group also utilises cash flow analysis, and monitors deposit stability, concentration of deposits from large depositors and liquidity profile of the investment portfolio.

Before launching a new product or business, relevant departments are required to go through a risk assessment process, which includes assessment of underlying liquidity risk and consideration of the adequacy of current risk management mechanism. Any material impact on liquidity risk noted during the risk assessment process will be reported to both the Chief Risk Officer and the Chief Financial Officer.

财务报表附注 (续) Notes to the Financial Statements (continued)

4. 金融风险管理 (续) 4. Financial risk management (continued)

4.3 流动资金风险 (续)

(a) 按合约到期日之未折现现金流分析

非衍生工具之现金流

下表概述了本集团及本银行于12月31日之非衍生金融负债以剩余合约到期日列示之现金流。

4.3 Liquidity risk (continued)

(a) Analysis of undiscounted cash flows by contractual maturities

Non-derivative cash flows

The table below presents the cash flows payable by the Group and the Bank as at 31 December for non-derivative financial liabilities by remaining contractual maturities.

		本集团 The Group					
		2008					
		一个月 Up to 1 month	一至 三 1-3 months	三至 十二 3-12 months	一至五年 1-5 years	五年以上 Over 5 years	总计 Total
		港币 百万元 HK\$m	港币 百万元 HK\$m	港币 百万元 HK\$m	港币 百万元 HK\$m	港币 百万元 HK\$m	港币 百万元 HK\$m
香港特别行政区流通纸币	Hong Kong SAR currency notes in circulation	34,200	-	-	-	-	34,200
银行及其他金融机构之存款及结余	Deposits and balances of banks and other financial institutions	74,864	10,696	3,291	-	-	88,851
公允价值变化计入损益之金融负债	Financial liabilities at fair value through profit or loss	6,114	6,404	9,077	253	294	22,142
客户存款	Deposits from customers	669,921	102,192	33,052	1,392	-	806,557
按摊销成本发行之债务证券	Debt securities in issue at amortised cost	459	148	436	-	-	1,043
后偿负债	Subordinated liabilities	-	-	1,029	4,134	32,233	37,396
其他金融负债	Other financial liabilities	27,320	198	1,836	4	238	29,596
		812,878	119,638	48,721	5,783	32,765	1,019,785
		本集团 The Group					
		2007					
		一个月 Up to 1 month	一至 三 1-3 months	三至 十二 3-12 months	一至五年 1-5 years	五年以上 Over 5 years	总计 Total
		港币 百万元 HK\$m	港币 百万元 HK\$m	港币 百万元 HK\$m	港币 百万元 HK\$m	港币 百万元 HK\$m	港币 百万元 HK\$m
香港特别行政区流通纸币	Hong Kong SAR currency notes in circulation	32,770	-	-	-	-	32,770
银行及其他金融机构之存款及结余	Deposits and balances of banks and other financial institutions	50,290	3,456	6,951	-	-	60,697
公允价值变化计入损益之金融负债	Financial liabilities at fair value through profit or loss	2,563	1,966	4,788	1,976	364	11,657
客户存款	Deposits from customers	660,524	99,025	35,789	585	-	795,923
按摊销成本发行之债务证券	Debt securities in issue at amortised cost	7	13	2,021	116	-	2,157
其他金融负债	Other financial liabilities	29,192	412	450	133	460	30,647
		775,346	104,872	49,999	2,810	824	933,851

财务报表附注 (续) Notes to the Financial Statements (continued)

4. 金融风险管理 (续) 4. Financial risk management (continued)

4.3 流动资金风险 (续)

4.3 Liquidity risk (continued)

(a) 按合约到期日之未折现现金流分析 (续)

(a) Analysis of undiscounted cash flows by contractual maturities (continued)

非衍生工具之现金流 (续)

Non-derivative cash flows (continued)

		本银行 The Bank					
		2008					
		一至	三至				
一个月内	三个月	十二个月	一至五年	五年以上	总计		
Up to 1	1-3	3-12	1-5	Over 5	Total		
month	months	months	years	years			
港币	港币	港币	港币	港币	港币		
百万元	百万元	百万元	百万元	百万元	百万元		
HK\$m	HK\$m	HK\$m	HK\$m	HK\$m	HK\$m		
香港特别行政区流通纸币	Hong Kong SAR currency notes in circulation	34,200	-	-	-	-	34,200
银行及其他金融机构之存款及结余	Deposits and balances of banks and other financial institutions	80,666	3,926	3,279	-	-	87,871
公平值变化计入损益之金融负债	Financial liabilities at fair value through profit or loss	5,789	6,141	8,596	10	-	20,536
客户存款	Deposits from customers	579,569	77,773	22,197	203	-	679,742
后偿负债	Subordinated liabilities	-	-	1,029	4,134	32,233	37,396
其他金融负债	Other financial liabilities	25,489	189	1,750	-	-	27,428
		725,713	88,029	36,851	4,347	32,233	887,173

		本银行 The Bank					
		2007					
一个月内	三个月	十二个月	一至五年	五年以上	总计		
Up to 1	1-3	3-12	1-5	Over 5	Total		
month	months	months	years	years			
港币	港币	港币	港币	港币	港币		
百万元	百万元	百万元	百万元	百万元	百万元		
HK\$m	HK\$m	HK\$m	HK\$m	HK\$m	HK\$m		
香港特别行政区流通纸币	Hong Kong SAR currency notes in circulation	32,770	-	-	-	-	32,770
银行及其他金融机构之存款及结余	Deposits and balances of banks and other financial institutions	49,913	1,602	4,711	-	-	56,226
公平值变化计入损益之金融负债	Financial liabilities at fair value through profit or loss	2,188	1,275	3,732	1,039	-	8,234
客户存款	Deposits from customers	566,418	82,167	25,897	437	-	674,919
其他金融负债	Other financial liabilities	24,169	110	416	128	-	24,823
		675,458	85,154	34,756	1,604	-	796,972

财务报表附注 (续) Notes to the Financial Statements (continued)

4. 金融风险管理 (续) 4. Financial risk management (continued)

4.3 流动资金风险 (续)

4.3 Liquidity risk (continued)

(a) 按合约到期日之未折 现现金流分析 (续)

(a) Analysis of undiscounted cash flows by contractual maturities (continued)

衍生工具之现金流

Derivative cash flows

(i) 按净额基准结 算之衍生工具

(i) Derivatives settled on a net basis

本集团之按净额
基准结算之衍生
工具包括:

The Group's derivatives that will be settled on a net basis include:

- 外汇衍生工
具: 不交割之
场外货币期
权、货币期
货、不交割之
货币远期;

- Foreign exchange derivatives: non-deliverable OTC currency options, currency futures, non-deliverable currency forwards;

- 利率衍生工
具: 利率掉
期;

- Interest rate derivatives: interest rate swaps;

- 股权衍生工
具: 于交易所
买卖之股权
期权; 及

- Equity derivatives: exchange traded equity options; and

- 贵金属衍生工
具: 贵金属孖
展合约。

- Bullion derivatives: bullion margin contracts.

财务报表附注 (续) Notes to the Financial Statements (continued)

4. 金融风险管理 (续) 4. Financial risk management (continued)

4.3 流动资金风险 (续)

(a) 按合约到期日之未折现现金流分析 (续)

衍生工具之现金流 (续)

(i) 按净额基准结算之衍生工具 (续)

下表为本集团及本银行按净额基准结算之衍生金融负债于12月31日的到期日分析,并按于结算日时,其相距合约到期日的剩余期限分类。表内披露公平值为净负值之衍生工具合约未折现现金流。

4.3 Liquidity risk (continued)

(a) Analysis of undiscounted cash flows by contractual maturities (continued)

Derivative cash flows (continued)

(i) Derivatives settled on a net basis (continued)

The table below analyses the Group's and the Bank's derivative financial liabilities as at 31 December that will be settled on a net basis into relevant maturity groupings based on the remaining period at the balance sheet date to the contractual maturity date. The amounts disclosed in the table are the contractual undiscounted cash flows of derivatives with net negative fair value.

		本集团 The Group 2008					
		一个月 Up to 1 month	一至 三 个月 1-3 months	三至 十二 个月 3-12 months	一至五年 1-5 years	五年以上 Over 5 years	总计 Total
		港币 百万元 HK\$m	港币 百万元 HK\$m	港币 百万元 HK\$m	港币 百万元 HK\$m	港币 百万元 HK\$m	港币 百万元 HK\$m
按净额基准结算之 衍生工具	Derivatives settled on a net basis						
- 外汇衍生工具	- Foreign exchange derivatives	(10,465)	(99)	(235)	-	-	(10,799)
- 利率衍生工具	- Interest rate derivatives	-	(178)	(884)	(3,023)	(724)	(4,809)
- 贵金属衍生工具	- Bullion derivatives	(91)	-	-	-	-	(91)
		(10,556)	(277)	(1,119)	(3,023)	(724)	(15,699)

		本集团 The Group 2007					
		一个月 Up to 1 month	一至 三 个月 1-3 months	三至 十二 个月 3-12 months	一至五年 1-5 years	五年以上 Over 5 years	总计 Total
		港币 百万元 HK\$m	港币 百万元 HK\$m	港币 百万元 HK\$m	港币 百万元 HK\$m	港币 百万元 HK\$m	港币 百万元 HK\$m
按净额基准结算之 衍生工具	Derivatives settled on a net basis						
- 外汇衍生工具	- Foreign exchange derivatives	(7,213)	(9)	456	21	-	(6,745)
- 利率衍生工具	- Interest rate derivatives	(1)	(23)	(143)	(309)	(66)	(542)
- 股权衍生工具	- Equity derivatives	-	(58)	-	-	-	(58)
- 贵金属衍生工具	- Bullion derivatives	(1,110)	-	-	-	-	(1,110)
		(8,324)	(90)	313	(288)	(66)	(8,455)

财务报表附注 (续) Notes to the Financial Statements (continued)

4. 金融风险管理 (续) 4. Financial risk management (continued)

4.3 流动资金风险 (续)

4.3 Liquidity risk (continued)

(a) 按合约到期日之未折现现金流分析 (续)

(a) Analysis of undiscounted cash flows by contractual maturities (continued)

衍生工具之现金流 (续)

Derivative cash flows (continued)

(i) 按净额基准结算之衍生工具 (续)

(i) Derivatives settled on a net basis (continued)

		本银行 The Bank					
		2008					
		一至 一个月 Up to 1 month	一至 三个月 1-3 months	三至 十二个月 3-12 months	一至五年 1-5 years	五年以上 Over 5 years	总计 Total
		港币 百万元 HK\$m	港币 百万元 HK\$m	港币 百万元 HK\$m	港币 百万元 HK\$m	港币 百万元 HK\$m	港币 百万元 HK\$m
按净额基准结算之衍生工具	Derivatives settled on a net basis						
- 外汇衍生工具	- Foreign exchange derivatives	(9,903)	(99)	(245)	-	-	(10,247)
- 利率衍生工具	- Interest rate derivatives	4	(168)	(831)	(2,897)	(698)	(4,590)
- 贵金属衍生工具	- Bullion derivatives	(92)	-	-	-	-	(92)
		(9,991)	(267)	(1,076)	(2,897)	(698)	(14,929)

		本银行 The Bank					
		2007					
		一至 一个月 Up to 1 month	一至 三个月 1-3 months	三至 十二个月 3-12 months	一至五年 1-5 years	五年以上 Over 5 years	总计 Total
		港币 百万元 HK\$m	港币 百万元 HK\$m	港币 百万元 HK\$m	港币 百万元 HK\$m	港币 百万元 HK\$m	港币 百万元 HK\$m
按净额基准结算之衍生工具	Derivatives settled on a net basis						
- 外汇衍生工具	- Foreign exchange derivatives	(7,097)	(9)	461	21	-	(6,624)
- 利率衍生工具	- Interest rate derivatives	-	(20)	(138)	(269)	(62)	(489)
- 股权衍生工具	- Equity derivatives	-	(58)	-	-	-	(58)
- 贵金属衍生工具	- Bullion derivatives	(1,107)	-	-	-	-	(1,107)
		(8,204)	(87)	323	(248)	(62)	(8,278)

财务报表附注 (续) Notes to the Financial Statements (continued)

4. 金融风险管理 (续) 4. Financial risk management (continued)

4.3 流动资金风险 (续)

4.3 Liquidity risk (continued)

(a) 按合约到期日之未折现现金流分析 (续)

(a) Analysis of undiscounted cash flows by contractual maturities (continued)

衍生工具之现金流 (续)

Derivative cash flows (continued)

(ii) 按总额基准结算之衍生工具

(ii) Derivatives settled on a gross basis

本集团之按总额基准结算之衍生工具包括场外货币期权、货币远期、交叉货币利率掉期、场外股权期权、股权挂钩掉期及贵金属掉期。

The Group's derivatives that will be settled on a gross basis include OTC currency options, currency forwards and cross currency interest rate swaps, OTC equity options, equity linked swaps and bullion swaps.

下表为本集团及本银行按总额基准结算之衍生金融工具于12月31日的到期日分析，并按于结算日时，其相距合约到期日的剩余期限分类。表内披露所有以总额基准结算之衍生工具之合约未折现现金流。

The table below analyses the Group's and the Bank's derivative financial instruments as at 31 December that will be settled on a gross basis into relevant maturity groupings based on the remaining period at the balance sheet date to the contractual maturity date. The amounts disclosed in the table are the gross contractual undiscounted cash flows for all derivatives that are settled on a gross basis.

财务报表附注 (续) Notes to the Financial Statements (continued)

4. 金融风险管理 (续) 4. Financial risk management (continued)

4.3 流动资金风险 (续)

4.3 Liquidity risk (continued)

(a) 按合约到期日之未折现现金流分析 (续)

(a) Analysis of undiscounted cash flows by contractual maturities (continued)

衍生工具之现金流 (续)

Derivative cash flows (continued)

(ii) 按总额基准结算之衍生工具 (续)

(ii) Derivatives settled on a gross basis (continued)

		本集团 The Group				
		2008				
		一至 一个月 Up to 1 month	一至 三个月 1-3 months	三至 十二个月 3-12 months	一至五年 1-5 years	总计 Total
		港币 百万元 HK\$m	港币 百万元 HK\$m	港币 百万元 HK\$m	港币 百万元 HK\$m	港币 百万元 HK\$m
按总额基准结算之衍生工具	Derivatives settled on a gross basis					
- 外汇衍生工具:	- Foreign exchange derivatives:					
- 流出	- Outflow	(146,872)	(69,270)	(62,608)	(1,722)	(280,472)
- 流入	- Inflow	145,552	68,892	62,246	1,709	278,399
- 利率衍生工具:	- Interest rate derivatives:					
- 流出	- Outflow	-	-	-	-	-
- 流入	- Inflow	316	-	-	-	316
- 股权衍生工具:	- Equity derivatives:					
- 流出	- Outflow	(444)	(236)	(1,659)	-	(2,339)
- 流入	- Inflow	462	237	1,659	-	2,358
- 贵金属衍生工具:	- Bullion derivatives:					
- 流出	- Outflow	(226)	(131)	-	-	(357)
- 流入	- Inflow	-	-	-	-	-
总流出	Total outflow	(147,542)	(69,637)	(64,267)	(1,722)	(283,168)
总流入	Total inflow	146,330	69,129	63,905	1,709	281,073

财务报表附注 (续) Notes to the Financial Statements (continued)

4. 金融风险管理 (续) 4. Financial risk management (continued)

4.3 流动资金风险 (续)

4.3 Liquidity risk (continued)

(a) 按合约到期日之未折现现金流分析 (续)

(a) Analysis of undiscounted cash flows by contractual maturities (continued)

衍生工具之现金流 (续)

Derivative cash flows (continued)

(ii) 按总额基准结算之衍生工具 (续)

(ii) Derivatives settled on a gross basis (continued)

		本集团 The Group				
		2007				
		一至 一个月 Up to 1 month	一至 三个月 1-3 months	三至 十二个月 3-12 months	一至五年 1-5 years	总计 Total
		港币 百万元 HK\$m	港币 百万元 HK\$m	港币 百万元 HK\$m	港币 百万元 HK\$m	港币 百万元 HK\$m
按总额基准结算之衍生工具	Derivatives settled on a gross basis					
- 外汇衍生工具:	- Foreign exchange derivatives:					
- 流出	- Outflow	(96,928)	(52,508)	(24,477)	(1,869)	(175,782)
- 流入	- Inflow	96,743	52,301	24,380	1,866	175,290
- 利率衍生工具:	- Interest rate derivatives:					
- 流出	- Outflow	-	-	-	-	-
- 流入	- Inflow	-	316	-	-	316
- 股权衍生工具:	- Equity derivatives:					
- 流出	- Outflow	(128)	(70)	(1,002)	(28)	(1,228)
- 流入	- Inflow	221	99	1,002	28	1,350
- 贵金属衍生工具:	- Bullion derivatives:					
- 流出	- Outflow	(223)	(427)	(715)	-	(1,365)
- 流入	- Inflow	-	-	-	-	-
总流出	Total outflow	(97,279)	(53,005)	(26,194)	(1,897)	(178,375)
总流入	Total inflow	96,964	52,716	25,382	1,894	176,956

财务报表附注 (续) Notes to the Financial Statements (continued)

4. 金融风险管理 (续) 4. Financial risk management (continued)

4.3 流动资金风险 (续)

4.3 Liquidity risk (continued)

(a) 按合约到期日之未折现现金流分析 (续)

(a) Analysis of undiscounted cash flows by contractual maturities (continued)

衍生工具之现金流 (续)

Derivative cash flows (continued)

(ii) 按总额基准结算之衍生工具 (续)

(ii) Derivatives settled on a gross basis (continued)

		本银行 The Bank				
		2008				
		一个月 Up to 1 month	一至 三个月 1-3 months	三至 十二个月 3-12 months	一至五年 1-5 years	总计 Total
		港币 百万元 HK\$m	港币 百万元 HK\$m	港币 百万元 HK\$m	港币 百万元 HK\$m	港币 百万元 HK\$m
按总额基准结算之衍生工具	Derivatives settled on a gross basis					
- 外汇衍生工具:	- Foreign exchange derivatives:					
- 流出	- Outflow	(145,888)	(67,501)	(61,934)	(1,568)	(276,891)
- 流入	- Inflow	144,568	67,126	61,584	1,567	274,845
- 利率衍生工具:	- Interest rate derivatives:					
- 流出	- Outflow	-	-	-	-	-
- 流入	- Inflow	316	-	-	-	316
- 股权衍生工具:	- Equity derivatives:					
- 流出	- Outflow	(444)	(235)	(1,659)	-	(2,338)
- 流入	- Inflow	462	237	1,659	-	2,358
- 贵金属衍生工具:	- Bullion derivatives:					
- 流出	- Outflow	(226)	(131)	-	-	(357)
- 流入	- Inflow	-	-	-	-	-
总流出	Total outflow	(146,558)	(67,867)	(63,593)	(1,568)	(279,586)
总流入	Total inflow	145,346	67,363	63,243	1,567	277,519

财务报表附注 (续) Notes to the Financial Statements (continued)

4. 金融风险管理 (续) 4. Financial risk management (continued)

4.3 流动资金风险 (续)

4.3 Liquidity risk (continued)

(a) 按合约到期日之未折现现金流分析 (续)

(a) Analysis of undiscounted cash flows by contractual maturities (continued)

衍生工具之现金流 (续)

Derivative cash flows (continued)

(ii) 按总额基准结算之衍生工具 (续)

(ii) Derivatives settled on a gross basis (continued)

		本银行 The Bank				
		2007				
		一个月 Up to 1 month	一至 三个月 1-3 months	三至 十二个月 3-12 months	一至五年 1-5 years	总计 Total
		港币 百万元 HK\$m	港币 百万元 HK\$m	港币 百万元 HK\$m	港币 百万元 HK\$m	港币 百万元 HK\$m
按总额基准结算之衍生工具	Derivatives settled on a gross basis					
- 外汇衍生工具:	- Foreign exchange derivatives:					
- 流出	- Outflow	(95,664)	(52,057)	(23,814)	(1,781)	(173,316)
- 流入	- Inflow	95,482	51,853	23,708	1,785	172,828
- 利率衍生工具:	- Interest rate derivatives:					
- 流出	- Outflow	-	-	-	-	-
- 流入	- Inflow	-	316	-	-	316
- 股权衍生工具:	- Equity derivatives:					
- 流出	- Outflow	(124)	(70)	(1,002)	(28)	(1,224)
- 流入	- Inflow	217	99	1,002	28	1,346
- 贵金属衍生工具:	- Bullion derivatives:					
- 流出	- Outflow	(223)	(427)	(715)	-	(1,365)
- 流入	- Inflow	-	-	-	-	-
总流出	Total outflow	(96,011)	(52,554)	(25,531)	(1,809)	(175,905)
总流入	Total inflow	95,699	52,268	24,710	1,813	174,490

财务报表附注 (续) Notes to the Financial Statements (continued)

4. 金融风险管理 (续) 4. Financial risk management (continued)

4.3 流动资金风险 (续)

(a) 按合约到期日之未折现现金流分析 (续)

资产负债表外项目

贷款承担

有关本集团及本银行于2008年12月31日向客户承诺延长信贷及其他融资之表外金融工具, 合约金额为港币 2,193.41 亿元及港币 1,406.17 亿元 (2007年: 港币 1,930.32 亿元及港币 1,219.97 亿元), 其到期日乃少于1年。

财务担保及其他财务融资

本集团及本银行之财务担保于2008年12月31日之金额为港币 340.53 亿元及港币 311.30 亿元 (2007年: 港币 382.76 亿元及港币 345.98 亿元), 其到期日乃少于1年。

4.3 Liquidity risk (continued)

(a) Analysis of undiscounted cash flows by contractual maturities (continued)

Off-balance sheet items

Loan commitments

The contractual amounts of the Group's and the Bank's off-balance sheet financial instruments as at 31 December 2008 that commit to extend credit to customers and other facilities amounting to HK\$219,341 million and HK\$140,617 million (2007: HK\$193,032 million and HK\$121,997 million) are maturing no later than 1 year.

Financial guarantees and other financial facilities

Financial guarantees of the Group and the Bank as at 31 December 2008 amounting to HK\$34,053 million and HK\$31,130 million (2007: HK\$38,276 million and HK\$34,598 million) are maturing no later than 1 year.

财务报表附注 (续) Notes to the Financial Statements (continued)

4. 金融风险管理 (续) 4. Financial risk management (continued)

4.3 流动资金风险 (续)

4.3 Liquidity risk (continued)

(b) 到期日分析

(b) Maturity analysis

下表为本集团及本银行之资产及负债于12月31日的到期日分析，并按于结算日时，资产及负债相距合约到期日的剩余期限分类。

Tables below analyse assets and liabilities of the Group and the Bank as at 31 December into relevant maturity groupings based on the remaining period at balance sheet date to the contractual maturity date.

		本集团 The Group 2008							
		即期	一个月 Up to 1 month	一至 三个月 1-3 months	三至 十二个月 3-12 months	一至五年 1-5 years	五年以上 Over 5 years	不确定 日期 Indefinite	总计 Total
		港币 百万元 HK\$'m	港币 百万元 HK\$'m	港币 百万元 HK\$'m	港币 百万元 HK\$'m	港币 百万元 HK\$'m	港币 百万元 HK\$'m	港币 百万元 HK\$'m	港币 百万元 HK\$'m
资产	Assets								
库存现金及在银行及其他金融机构的结余	Cash and balances with banks and other financial institutions	77,935	75,333	-	-	-	-	-	153,268
一至十二个月内到期之银行及其他金融机构存款	Placements with banks and other financial institutions maturing between one and twelve months	-	-	38,622	51,096	-	-	-	89,718
公平价值变化计入损益之金融资产	Financial assets at fair value through profit or loss								
- 交易性债务证券	- debt securities held for trading								
- 持有之存款证	- certificates of deposit held	-	-	-	-	-	-	-	-
- 其他	- others	-	4,628	6,685	1,927	685	6	-	13,931
- 界定为以公平价值变化计入损益之债务证券	- debt securities designated at fair value through profit or loss								
- 持有之存款证	- certificates of deposit held	-	25	-	-	-	-	-	25
- 其他	- others	-	226	30	384	1,066	660	-	2,366
- 股份证券	- equity securities	-	-	-	-	-	-	82	82
衍生金融工具	Derivative financial instruments	14,844	756	1,253	1,439	1,216	120	-	19,628
香港特别行政区政府负债证明书	Hong Kong SAR Government certificates of indebtedness	34,200	-	-	-	-	-	-	34,200
贷款及其他账项	Advances and other accounts								
- 客户贷款	- advances to customers	21,941	17,656	31,084	51,336	198,165	137,684	1,007	458,873
- 贸易票据	- trade bills	-	2,910	4,022	677	-	-	-	7,609
- 银行及其他金融机构贷款	- advances to banks and other financial institutions	27	-	-	885	2,826	-	-	3,738
证券投资	Investment in securities								
- 可供出售之债务证券	- debt securities held for available-for-sale								
- 持有之存款证	- certificates of deposit held	-	-	23	5,236	2,096	-	-	7,355
- 其他	- others	-	19,849	13,349	40,054	58,135	26,164	6,029	163,580
- 持有至到期日之债务证券	- debt securities held for held-to-maturity								
- 持有之存款证	- certificates of deposit held	-	968	2,173	2,162	6,073	-	-	11,376
- 其他	- others	-	2,115	4,933	14,560	49,480	15,905	7,024	94,017
- 贷款及应收款之债务证券	- debt securities held for loans and receivables	-	1,755	2,675	8,165	-	-	-	12,595
- 股份证券	- equity securities	-	-	-	-	-	-	430	430
联营公司权益	Interests in associates	-	-	-	-	-	-	88	88
投资物业	Investment properties	-	-	-	-	-	-	7,727	7,727
物业、厂房及设备	Properties, plant and equipment	-	-	-	-	-	-	22,788	22,788
其他资产 (包括递延税项资产)	Other assets (including deferred tax assets)	2,185	12,050	11	112	65	-	179	14,602
资产总额	Total assets	151,132	138,271	104,860	178,033	319,807	180,539	45,354	1,117,996

财务报表附注 (续) Notes to the Financial Statements (continued)

4. 金融风险管理 (续) 4. Financial risk management (continued)

4.3 流动资金风险 (续) 4.3 Liquidity risk (continued)

(b) 到期日分析 (续) (b) Maturity analysis (continued)

		本集团 The Group							
		2008							
	即期 On demand	一个月内 Up to 1 month	一至 三个月 1-3 months	三至 十二个月 3-12 months	一至五年 1-5 years	五年以上 Over 5 years	不确定 日期 Indefinite	总计 Total	
	港币 百万元 HK\$'m	港币 百万元 HK\$'m	港币 百万元 HK\$'m	港币 百万元 HK\$'m	港币 百万元 HK\$'m	港币 百万元 HK\$'m	港币 百万元 HK\$'m	港币 百万元 HK\$'m	
负债	Liabilities								
香港特别行政区流通纸币	Hong Kong SAR currency notes in circulation								
	34,200	-	-	-	-	-	-	34,200	
银行及其他金融机构之存款及结余	Deposits and balances of banks and other financial institutions								
	61,206	13,646	10,655	3,272	-	-	-	88,779	
公平值变化计入损益之金融负债	Financial liabilities at fair value through profit or loss								
- 发行之存款证	- certificates of deposit issued								
	-	-	-	858	-	-	-	858	
- 其他	- others								
	-	6,111	6,363	8,170	166	270	-	21,080	
衍生金融工具	Derivative financial instruments								
	10,556	2,137	1,689	1,967	2,822	1,279	-	20,450	
客户存款	Deposits from customers								
	429,288	240,523	101,987	32,696	1,372	-	-	805,866	
按摊销成本发行之债务证券	Debt securities in issue at amortised cost								
	-	459	148	435	-	-	-	1,042	
其他账项及准备 (包括本年税项及递延税项负债)	Other accounts and provisions (including current and deferred tax liabilities)								
	15,270	15,994	204	2,341	2,857	232	4	36,902	
后偿负债	Subordinated liabilities								
	-	-	-	21	-	26,583	-	26,604	
负债总额	550,520	278,870	121,046	49,760	7,217	28,364	4	1,035,781	
流动资金缺口	Net liquidity gap								
	(399,388)	(140,599)	(16,186)	128,273	312,590	152,175	45,350	82,215	

财务报表附注 (续) Notes to the Financial Statements (continued)

4. 金融风险管理 (续) 4. Financial risk management (continued)

4.3 流动资金风险 (续) 4.3 Liquidity risk (continued)

(b) 到期日分析 (续) (b) Maturity analysis (continued)

		本集团 The Group 2007							
		即期 On demand	一个月内 Up to 1 month	一至 三个月 1-3 months	三至 十二个月 3-12 months	一至五年 1-5 years	五年以上 Over 5 years	不确定 日期 Indefinite	总计 Total
		港币 百万元 HK\$m	港币 百万元 HK\$m	港币 百万元 HK\$m	港币 百万元 HK\$m	港币 百万元 HK\$m	港币 百万元 HK\$m	港币 百万元 HK\$m	港币 百万元 HK\$m
资产	Assets								
库存现金及在银行及其他金融机构的结余	Cash and balances with banks and other financial institutions	40,087	118,965	-	-	-	-	-	159,052
一至十二个月内到期之银行及其他金融机构存款	Placements with banks and other financial institutions maturing between one and twelve months	-	-	42,230	10,924	-	-	-	53,154
公允价值变化计入损益之金融资产	Financial assets at fair value through profit or loss								
- 交易性债务证券	- debt securities held for trading								
- 持有之存款证	- certificates of deposit held	-	-	-	80	-	-	-	80
- 其他	- others	-	1,697	779	2,342	1,307	32	-	6,157
- 界定为以公允价值变化计入损益之债务证券	- debt securities designated at fair value through profit or loss								
- 持有之存款证	- certificates of deposit held	-	-	-	120	230	-	-	350
- 其他	- others	-	36	141	73	1,897	1,147	-	3,294
- 股份证券	- equity securities	-	-	-	-	-	-	421	421
衍生金融工具	Derivative financial instruments	12,686	228	129	929	459	46	-	14,477
香港特别行政区政府负债证明书	Hong Kong SAR Government certificates of indebtedness	32,770	-	-	-	-	-	-	32,770
贷款及其他账项	Advances and other accounts								
- 客户贷款	- advances to customers	21,174	16,345	25,968	43,608	173,120	130,067	1,373	411,655
- 贸易票据	- trade bills	12	2,815	2,227	280	-	-	-	5,334
- 银行及其他金融机构贷款	- advances to banks and other financial institutions	27	-	600	440	2,156	-	-	3,223
证券投资	Investment in securities								
- 可供出售之债务证券	- debt securities held for available-for-sale								
- 持有之存款证	- certificates of deposit held	-	701	462	2,614	3,689	-	-	7,466
- 其他	- others	-	5,886	3,776	7,515	30,790	44,084	556	92,607
- 持有至到期日之债务证券	- debt securities held for held-to-maturity								
- 持有之存款证	- certificates of deposit held	-	1,097	1,490	2,426	6,351	624	-	11,988
- 其他	- others	-	4,278	12,309	17,166	81,918	34,031	3,738	153,440
- 贷款及应收款之债务证券	- debt securities held for loans and receivables	-	7,459	11,444	12,199	-	-	-	31,102
- 股份证券	- equity securities	-	-	-	-	-	-	445	445
联营公司权益	Interests in associates	-	-	-	-	-	-	83	83
投资物业	Investment properties	-	-	-	-	-	-	8,058	8,058
物业、厂房及设备	Properties, plant and equipment	-	-	-	-	-	-	23,288	23,288
其他资产 (包括递延税项资产)	Other assets (including deferred tax assets)	3,360	16,241	24	174	189	-	798	20,786
资产总额	Total assets	110,116	175,748	101,579	100,890	302,106	210,031	38,760	1,039,230

财务报表附注 (续) Notes to the Financial Statements (continued)

4. 金融风险管理 (续) 4. Financial risk management (continued)

4.3 流动资金风险 (续) 4.3 Liquidity risk (continued)

(b) 到期日分析 (续) (b) Maturity analysis (continued)

		本集团 The Group							
		2007							
	即期	一个月内	一至三个月	三至十二个月	一至五年	五年以上	不确定日期	总计	
	On demand	Up to 1 month	1-3 months	3-12 months	1-5 years	Over 5 years	Indefinite	Total	
	港币 百万元	港币 百万元	港币 百万元	港币 百万元	港币 百万元	港币 百万元	港币 百万元	港币 百万元	
	HK\$m	HK\$m	HK\$m	HK\$m	HK\$m	HK\$m	HK\$m	HK\$m	
负债	Liabilities								
香港特别行政区流通纸币	Hong Kong SAR currency notes in circulation								
	32,770	-	-	-	-	-	-	32,770	
银行及其他金融机构之存款及结余	Deposits and balances of banks and other financial institutions								
	28,200	22,074	3,428	6,897	-	-	-	60,599	
公平值变化计入损益之金融负债	Financial liabilities at fair value through profit or loss								
- 发行之存款证	- certificates of deposit issued								
	-	-	-	1,086	868	-	-	1,954	
- 其他	- others								
	-	2,554	1,925	3,680	983	309	-	9,451	
衍生金融工具	Derivative financial instruments								
	8,320	411	352	954	831	214	-	11,082	
客户存款	Deposits from customers								
	329,668	330,435	98,440	35,157	547	-	-	794,247	
按摊销成本发行之债务证券	Debt securities in issue at amortised cost								
	-	-	-	1,977	112	-	-	2,089	
其他账项及准备 (包括本年税项及递延税项负债)	Other accounts and provisions (including current and deferred tax liabilities)								
	15,443	15,543	6,968	1,660	4,099	-	33	43,746	
负债总额	414,401	371,017	111,113	51,411	7,440	523	33	955,938	
流动资金缺口	Net liquidity gap								
	(304,285)	(195,269)	(9,534)	49,479	294,666	209,508	38,727	83,292	

财务报表附注 (续) Notes to the Financial Statements (continued)

4. 金融风险管理 (续) 4. Financial risk management (continued)

4.3 流动资金风险 (续) 4.3 Liquidity risk (continued)

(b) 到期日分析 (续) (b) Maturity analysis (continued)

		本银行 The Bank							
		2008							
		即期 On demand	一个月 Up to 1 month	一至 三个月 1-3 months	三至 十二个月 3-12 months	一至五年 1-5 years	五年以上 Over 5 years	不确定 日期 Indefinite	总计 Total
		港币 百万元 HK\$'m	港币 百万元 HK\$'m	港币 百万元 HK\$'m	港币 百万元 HK\$'m	港币 百万元 HK\$'m	港币 百万元 HK\$'m	港币 百万元 HK\$'m	港币 百万元 HK\$'m
资产	Assets								
库存现金及在银行及其他金融机 构的结余	Cash and balances with banks and other financial institutions	75,622	57,811	-	-	-	-	-	133,433
一至十二个月内到期之银行及其他 金融机构存款	Placements with banks and other financial institutions maturing between one and twelve months	-	-	21,427	46,473	-	-	-	67,900
公允价值变化计入损益之金融资产	Financial assets at fair value through profit or loss								
- 交易性债务证券	- debt securities held for trading								
- 持有之存款证	- certificates of deposit held	-	-	-	-	-	-	-	-
- 其他	- others	-	4,428	6,260	1,526	582	6	-	12,802
- 界定为以公允价值变化计入损益之 债务证券	- debt securities designated at fair value through profit or loss								
- 持有之存款证	- certificates of deposit held	-	-	-	-	-	-	-	-
- 其他	- others	-	-	29	82	103	-	-	214
- 股份证券	- equity securities	-	-	-	-	-	-	20	20
衍生金融工具	Derivative financial instruments	13,845	755	1,247	1,454	1,213	119	-	18,633
香港特别行政区政府负债证明书	Hong Kong SAR Government certificates of indebtedness	34,200	-	-	-	-	-	-	34,200
贷款及其他账项	Advances and other accounts								
- 客户贷款	- advances to customers	19,102	12,619	26,630	39,534	158,920	118,001	894	375,700
- 贸易票据	- trade bills	-	2,506	3,302	614	-	-	-	6,422
- 银行及其他金融机构贷款	- advances to banks and other financial institutions	27	-	-	885	2,826	-	-	3,738
证券投资	Investment in securities								
- 可供出售之债务证券	- debt securities held for available-for-sale								
- 持有之存款证	- certificates of deposit held	-	-	-	4,427	2,096	-	-	6,523
- 其他	- others	-	19,550	13,047	39,515	56,736	25,193	6,029	160,070
- 持有至到期日之债务证券	- debt securities held for held-to-maturity								
- 持有之存款证	- certificates of deposit held	-	365	602	2,135	5,823	-	-	8,925
- 其他	- others	-	1,582	3,927	11,598	41,115	15,646	7,024	80,892
- 贷款及应收款之债务证券	- debt securities held for loans and receivables	-	-	1,592	6,852	-	-	-	8,444
- 股份证券	- equity securities	-	-	-	-	-	-	99	99
附属公司权益	Interests in subsidiaries	-	-	-	-	-	-	12,401	12,401
联营公司权益	Interests in associates	-	-	-	-	-	-	12	12
投资物业	Investment properties	-	-	-	-	-	-	7,279	7,279
物业、厂房及设备	Properties, plant and equipment	-	-	-	-	-	-	17,549	17,549
其他资产 (包括递延税项资产)	Other assets (including deferred tax assets)	2,115	11,218	10	95	26	-	164	13,628
资产总额	Total assets	144,911	110,834	78,073	155,190	269,440	158,965	51,471	968,884

财务报表附注 (续) Notes to the Financial Statements (continued)

4. 金融风险管理 (续) 4. Financial risk management (continued)

4.3 流动资金风险 (续) 4.3 Liquidity risk (continued)

(b) 到期日分析 (续) (b) Maturity analysis (continued)

		本银行 The Bank						
		2008						
	即期 On demand	一个月内 Up to 1 month	一至 三 个月 1-3 months	三至 十二个月 3-12 months	一至五年 1-5 years	五年以上 Over 5 years	不确定 日期 Indefinite	总计 Total
	港币 百万元 HK\$'m	港币 百万元 HK\$'m	港币 百万元 HK\$'m	港币 百万元 HK\$'m	港币 百万元 HK\$'m	港币 百万元 HK\$'m	港币 百万元 HK\$'m	港币 百万元 HK\$'m
负债	Liabilities							
香港特别行政区流通纸币	Hong Kong SAR currency notes in circulation							
	34,200	-	-	-	-	-	-	34,200
银行及其他金融机构之存款及结余	Deposits and balances of banks and other financial institutions							
	63,539	17,123	3,914	3,267	-	-	-	87,843
公平值变化计入损益之金融负债	Financial liabilities at fair value through profit or loss							
— 发行之存款证	— certificates of deposit issued							
	-	-	-	858	-	-	-	858
— 其他	— others							
	-	5,788	6,105	7,710	8	-	-	19,611
衍生金融工具	Derivative financial instruments							
	9,987	2,116	1,680	1,972	2,646	1,165	-	19,566
客户存款	Deposits from customers							
	375,020	204,470	77,632	21,941	188	-	-	679,251
其他账项及准备 (包括本年税项及递延税项负债)	Other accounts and provisions (including current and deferred tax liabilities)							
	11,190	14,738	189	2,047	2,230	-	-	30,394
后偿负债	Subordinated liabilities							
	-	-	-	21	-	26,583	-	26,604
负债总额	Total liabilities							
	493,936	244,235	89,520	37,816	5,072	27,748	-	898,327
流动资金缺口	Net liquidity gap							
	(349,025)	(133,401)	(11,447)	117,374	264,368	131,217	51,471	70,557

财务报表附注 (续) Notes to the Financial Statements (continued)

4. 金融风险管理 (续) 4. Financial risk management (continued)

4.3 流动资金风险 (续) 4.3 Liquidity risk (continued)

(b) 到期日分析 (续) (b) Maturity analysis (continued)

		本银行 The Bank						
		2007						
	即期	一个月内	一至三个月	三至十二个月	一至五年	五年以上	不确定日期	总计
	On demand	Up to 1 month	1-3 months	3-12 months	1-5 years	Over 5 years	Indefinite	Total
	港币	港币	港币	港币	港币	港币	港币	港币
	百万元	百万元	百万元	百万元	百万元	百万元	百万元	百万元
	HK\$m	HK\$m	HK\$m	HK\$m	HK\$m	HK\$m	HK\$m	HK\$m
资产	Assets							
库存现金及在银行及其他金融机构的结余	Cash and balances with banks and other financial institutions	37,442	96,578	-	-	-	-	134,020
一至十二个月内到期之银行及其他金融机构存款	Placements with banks and other financial institutions maturing between one and twelve months	-	-	28,927	2,960	-	-	31,887
公允价值变化计入损益之金融资产	Financial assets at fair value through profit or loss							
- 交易性债务证券	- debt securities held for trading							
- 持有之存款证	- certificates of deposit held	-	-	-	80	-	-	80
- 其他	- others	-	1,367	658	2,340	1,306	32	5,703
- 界定为以公允价值变化计入损益之债务证券	- debt securities designated at fair value through profit or loss							
- 持有之存款证	- certificates of deposit held	-	-	-	-	-	-	-
- 其他	- others	-	-	-	-	259	-	259
- 股份证券	- equity securities	-	-	-	-	-	327	327
衍生金融工具	Derivative financial instruments	12,194	226	128	942	438	44	13,972
香港特别行政区政府负债证明书	Hong Kong SAR Government certificates of indebtedness	32,770	-	-	-	-	-	32,770
贷款及其他账项	Advances and other accounts							
- 客户贷款	- advances to customers	18,560	9,284	20,224	34,194	140,676	110,121	334,253
- 贸易票据	- trade bills	4	2,314	1,825	278	-	-	4,421
- 银行及其他金融机构贷款	- advances to banks and other financial institutions	27	-	599	440	2,156	-	3,222
证券投资	Investment in securities							
- 可供出售之债务证券	- debt securities held for available-for-sale							
- 持有之存款证	- certificates of deposit held	-	701	400	2,058	3,589	-	6,748
- 其他	- others	-	5,606	3,367	7,293	30,301	43,459	90,582
- 持有至到期日之债务证券	- debt securities held for held-to-maturity							
- 持有之存款证	- certificates of deposit held	-	-	207	2,234	6,340	624	9,405
- 其他	- others	-	3,009	10,902	13,722	76,539	33,558	141,468
- 贷款及应收款之债务证券	- debt securities held for loans and receivables	-	5,696	8,025	9,063	-	-	22,784
- 股份证券	- equity securities	-	-	-	-	-	62	62
附属公司权益	Interests in subsidiaries	-	-	-	-	-	12,866	12,866
联营公司权益	Interests in associates	-	-	-	-	-	12	12
投资物业	Investment properties	-	-	-	-	-	7,595	7,595
物业、厂房及设备	Properties, plant and equipment	-	-	-	-	-	18,261	18,261
其他资产	Other assets	2,991	15,146	17	158	176	72	18,560
资产总额	Total assets	103,988	139,927	75,279	75,762	261,780	187,838	889,257

财务报表附注（续） Notes to the Financial Statements (continued)

4. 金融风险管理（续） 4. Financial risk management (continued)

4.3 流动资金风险（续） 4.3 Liquidity risk (continued)

(b) 到期日分析（续） (b) Maturity analysis (continued)

		本银行 The Bank							
		2007							
	即期	一个月	一至	三至	一至五年	五年以上	不确定	总计	
On demand	Up to 1	1-3	3-12	1-5	Over 5	Indefinite	Total		
港币	港币	港币	港币	港币	港币	港币	港币		
百万元	百万元	百万元	百万元	百万元	百万元	百万元	百万元		
HK\$m	HK\$m	HK\$m	HK\$m	HK\$m	HK\$m	HK\$m	HK\$m		
负债	Liabilities								
香港特别行政区流通纸币	Hong Kong SAR currency notes in circulation								
	32,770	-	-	-	-	-	-	32,770	
银行及其他金融机构之存款及结余	Deposits and balances of banks and other financial institutions								
	29,921	19,977	1,598	4,711	-	-	-	56,207	
公平值变化计入损益之金融负债	Financial liabilities at fair value through profit or loss								
— 发行之存款证	— certificates of deposit issued								
	-	-	-	662	868	-	-	1,530	
— 其他	— others								
	-	2,188	1,265	3,004	129	-	-	6,586	
衍生金融工具	Derivative financial instruments								
	8,201	405	348	942	715	177	-	10,788	
客户存款	Deposits from customers								
	281,278	284,779	81,681	25,427	415	-	-	673,580	
其他账项及准备（包括本年税项及递延税项负债）	Other accounts and provisions (including current and deferred tax liabilities)								
	9,718	14,451	6,665	1,271	3,480	-	-	35,585	
负债总额	Total liabilities								
	361,888	321,800	91,557	36,017	5,607	177	-	817,046	
流动资金缺口	Net liquidity gap								
	(257,900)	(181,873)	(16,278)	39,745	256,173	187,661	44,683	72,211	

财务报表附注 (续) Notes to the Financial Statements (continued)

4. 金融风险管理 (续) 4. Financial risk management (continued)

4.3 流动资金风险 (续)

(b) 到期日分析 (续)

上述到期日分类乃按照《银行业(披露)规则》之相关条文而编制。本集团将逾期不超过1个月之贷款及债务证券申报为「即期」资产。对于按不同款额或分期偿还之资产,只有该资产中实际逾期之部分被视作逾期。其他未到期之部分仍继续根据剩余期限申报,但假若对该资产之偿还能力有疑虑,则将该等款项列为「不确定日期」。上述列示之资产已扣除任何相关准备(如有)。

按尚余到期日对债券资产之分析是为符合《银行业(披露)规则》之相关条文而披露的。所作披露不代表此等证券将持有至到期日。

4.3 Liquidity risk (continued)

(b) Maturity analysis (continued)

The above maturity classifications have been prepared in accordance with relevant provisions under the Banking (Disclosure) Rules. The Group has reported assets such as advances and debt securities which have been overdue for not more than one month as "Repayable on demand". In the case of an asset that is repayable by different payments or instalments, only that portion of the asset that is actually overdue is reported as overdue. Any part of the asset that is not due is reported according to the residual maturity unless the repayment of the asset is in doubt in which case the amount is reported as "Indefinite". The above assets are stated after deduction of provisions, if any.

The analysis of debt securities by remaining period to maturity is disclosed in order to comply with relevant provisions under the Banking (Disclosure) Rules. The disclosure does not imply that the securities will be held to maturity.

财务报表附注 (续) Notes to the Financial Statements (continued)

4. 金融风险管理 (续) 4. Financial risk management (continued)

4.4 资本管理

集团之资本管理的主要目标是维持与集团整体风险状况相称的资本充足水平，同时为股东带来最大回报。集团定期检讨其资本结构，并在需要时调整资本结构，以满足股东对资本回报率的要求。

集团已经建立一套有效的资本管理政策和调控机制，并且运行良好。此套机制保证集团的支持业务发展的同时，满足法定资本充足率的要求。资产负债管理委员会负责监控集团的资本充足性。本集团在所有申报时段内符合各项法定资本要求。

2007年，为实施新资本协议，集团已根据《银行业(资本)规则》而采用第一支柱下的标准法去计算抵御信用风险、市场风险和操作风险所需的资本。新的资本监管体系能够更紧密地联系法定资本与集团面临的内在风险。

集团在2007年度建立了内部资本充足性评估程序，利用既定的评估模型对集团业务活动带来的主要风险作出评估，并结合集团的管治文化等对综合风险状况作出全面判断，通过风险资本联系的机制，设定最低资本充足比率，以抵御集团面临的各项风险。集团认为内部资本充足性评估程序是一个持续的资本管理过程，集团会定期检讨其资本结构，并因应自身的整体风险状况而不时调整其资本结构。

4.4 Capital Management

The major objective of the Group's capital management is to maximise total shareholders' return while maintaining a capital adequacy position in relation to the Group's overall risk profile. The Group periodically reviews its capital structure and adjusts the capital mix where appropriate to achieve the required rate of return on capital.

The Group has developed and maintained a sound framework of policies and controls on capital management to support the development of the Group's business and to meet the statutory capital adequacy ratio. ALCO monitors the Group's capital adequacy. The Group has complied with all the statutory capital standards for all the periods.

For the implementation of Basel II in 2007, the Group has adopted the standardised approach under Pillar one to calculate the capital charge on credit risk, market risk and operational risk in compliance with the Banking (Capital) Rules. This new regulatory capital framework aligns regulatory capital requirements more closely with the inherent risks.

In 2007, the Group established an Internal Capital Adequacy Assessment Process (ICAAP). Through this process, each material risk from the Group's main activities is assessed by pre-defined assessment models, and a comprehensive judgment of the overall risk profile is decided subsequently by taking into account the Group's governance culture. Finally, the minimum CAR is derived through the procedures to relate the Group's overall risk profile to its capital adequacy. The minimum CAR aims to cover the various material risks undertaken by the Group. The Group considers this ICAAP process as an on-going process for capital management and periodically reviews its capital structure and adjusts it in relation to the overall risk profile.

财务报表附注 (续) Notes to the Financial Statements (continued)

4. 金融风险管理 (续) 4. Financial risk management (continued)

4.4 资本管理 (续)

此外，集团每年制定年度资本规划，由资产负债管理委员会审议后呈董事会批准。资本规划中包涵：从业务策略、股东回报、风险取向、评级考虑、监控要求等多维度预测对资本充足比率的影响，从而预测未来资本需求、资本融资方法等，以保障集团能维持良好的资本充足性及资本组合结构上，配合业务发展，保持风险与资本的最佳平衡。

(a) 资本充足比率

资本充足比率
核心资本比率

资本比率乃根据《银行业(资本)规则》及按金管局就监管规定要求以综合基准计算中银香港及其指定之附属公司财务状况的比率。

按会计及监管要求所采用不同之综合基础，对其差异之描述见于第323页「附录 – 本银行之附属公司」。

4.4 Capital Management (continued)

In addition, the annual capital plans of the Group are drawn up and discussed by the ALCO and submitted to the board for approval. The plan is built up by assessing the impacts by various factors upon CAR such as the business strategies, return on equity, risk appetite, credit rating, as well as regulatory requirements, and based on this study to derive our future capital demand and the way to obtain the capital sources. The plan is to ensure the Group's capital adequacy and achieve optimal capital structure in order to align with its business development needs and risk profile.

(a) Capital adequacy ratio

	<u>2008</u>	<u>2007</u>
Capital adequacy ratio	<u>16.17%</u>	<u>13.08%</u>
Core capital ratio	<u>10.86%</u>	<u>12.23%</u>

The capital ratios are computed on the consolidated basis that comprises the positions of BOCHK and certain subsidiaries specified by the HKMA for its regulatory purposes and in accordance with the Banking (Capital) Rules.

The differences between the basis of consolidation for accounting and regulatory purposes are described in "Appendix – Subsidiaries of the Bank" on page 327.

财务报表附注 (续) Notes to the Financial Statements (continued)

4. 金融风险管理 (续) 4. Financial risk management (continued)

4.4 资本管理 (续)

4.4 Capital Management (continued)

(b) 扣减后的资本基础成份

(b) Components of capital base after deductions

用于计算以上 12 月 31 日之资本充足比率及已汇报金管局之扣减后的综合资本基础分析如下:

The consolidated capital base after deductions used in the calculation of the above capital adequacy ratio as at 31 December and reported to the HKMA is analysed as follows:

		2008	2007
		港币百万元	港币百万元
		HK\$'m	HK\$'m
核心资本:	Core capital:		
缴足股款的普通股股本	Paid up ordinary share capital	43,043	43,043
储备	Reserves	18,049	22,611
损益账	Profit and loss account	2,956	207
少数股东权益	Minority interests	1,124	1,284
		<u>65,172</u>	<u>67,145</u>
核心资本之扣减	Deductions from core capital	<u>(1,536)</u>	<u>(483)</u>
核心资本	Core capital	<u>63,636</u>	<u>66,662</u>
附加资本:	Supplementary capital:		
重估可供出售证券之公允价值收益	Fair value gains arising from holdings of available-for-sale securities	87	18
界定为以公允价值变化计入损益之证券公允价值收益	Fair value gains arising from holdings of securities designated at fair value through profit or loss	-	9
按组合评估之贷款减值准备	Collective loan impairment allowances	1,502	1,004
法定储备	Regulatory reserve	4,503	4,130
定期后偿债项	Term subordinated debt	26,583	-
		<u>32,675</u>	<u>5,161</u>
附加资本之扣减	Deductions from supplementary capital	<u>(1,536)</u>	<u>(483)</u>
附加资本	Supplementary capital	<u>31,139</u>	<u>4,678</u>
扣减后的资本基础总额	Total capital base after deductions	<u><u>94,775</u></u>	<u><u>71,340</u></u>

财务报表附注 (续) Notes to the Financial Statements (continued)

4. 金融风险管理 (续) 4. Financial risk management (continued)

4.4 资本管理 (续)

(b) 扣减后的资本基础成份 (续)

不纳入计算资本充足比率之附属公司见于第323页「附录 – 本银行之附属公司」。该等附属公司之投资成本会从资本基础中扣减。

定期后偿债项指根据金管局的监管要求，可作为中银香港二级资本的后偿贷款。未来中银香港仍会采取积极主动的资本管理措施，以满足其战略发展的需要。

(c) 信用、市场及操作风险资本要求

上述资本充足比率根据《银行业（资本）规则》，以监管要求之综合基础计算。下表概述于该综合基础上，以风险加权数额的百分之八计算之信用、市场及操作风险资本要求。

4.4 Capital Management (continued)

(b) Components of capital base after deductions (continued)

Subsidiaries which are not included in the consolidation group for the calculation of capital adequacy ratios are denoted in “Appendix – Subsidiaries of the Bank” on page 327. Investment costs in such subsidiaries are deducted from the capital base.

Term subordinated debt represents subordinated loans qualified as Tier 2 Capital of BOCHK pursuant to the regulatory requirements of the HKMA. Going forward, BOCHK will continue to take proactive measures to manage its capital, with a view to meet its strategic development needs.

(c) Capital charge for credit, market and operational risks

The capital adequacy ratios shown above are calculated on the consolidation basis for regulatory purposes in accordance with the Banking (Capital) Rules. The table below summarizes the capital requirements and capital charge calculated by applying 8% on the risk-weighted amounts, computed on the same consolidation basis for credit, market, and operational risks.

		<u>2008</u>	<u>2007</u>
		港币百万元 HK\$m	港币百万元 HK\$m
信用风险	Credit risk	43,609	40,878
市场风险	Market risk	728	640
操作风险	Operational risk	<u>3,531</u>	<u>3,131</u>
		<u>47,868</u>	<u>44,649</u>

财务报表附注 (续) Notes to the Financial Statements (continued)

4. 金融风险管理 (续) 4. Financial risk management (continued)

4.4 资本管理 (续)

4.4 Capital Management (continued)

(c) 信用、市场及操作风险 资本要求 (续)

(c) Capital charge for credit, market and operational risks (continued)

(i) 信用风险资本要求

(i) Capital requirements for credit risk

		2008					
		减低信用风险措施后金额* Exposures after CRM*			风险加权数额 Risk-weighted amount		资本要求** Capital requirement**
		获评级 Rated	不获评级 Unrated	获评级 Rated	不获评级 Unrated		
风险承担 总额 Total exposures		港币百万元 HK\$'m	港币百万元 HK\$'m	港币百万元 HK\$'m	港币百万元 HK\$'m		
资产负债表内风险承担	On-balance sheet exposures						
官方实体	Sovereign	137,693	142,513	-	602	-	48
公营单位	Public sector entity	5,289	21,507	-	4,301	-	344
多边发展银行	Multilateral development bank	5,887	5,887	-	-	-	-
银行	Bank	321,992	318,872	12,807	96,789	5,909	8,216
证券商号	Securities firm	12	-	-	-	-	-
法团	Corporate	321,192	67,091	234,426	34,821	234,426	21,540
现金项目	Cash items	39,451	-	39,451	-	-	-
监管零售	Regulatory retail	31,919	-	30,312	-	22,734	1,819
住宅按揭贷款	Residential mortgage loans	149,084	-	132,716	-	53,708	4,296
不属逾期风险承担的其他风险承担	Other exposures which are not past due	34,896	-	34,313	-	34,313	2,745
逾期风险承担	Past due exposures	800	-	800	-	871	70
资产负债表内风险承担总额	Total for on-balance sheet exposures	1,048,215	555,870	484,825	136,513	351,961	39,078
资产负债表外风险承担	Off-balance sheet exposures						
除场外衍生工具交易及信用衍生工具合约外的资产负债表外风险承担	Off-balance sheet exposures other than OTC derivative transactions or credit derivative contracts	46,045	11,156	34,889	6,144	34,113	3,221
场外衍生工具交易	OTC derivative transactions	6,243	5,750	493	1,871	448	186
资产负债表外风险承担总额	Total for off-balance sheet exposures	52,288	16,906	35,382	8,015	34,561	3,407
非证券化风险承担总额	Total for non-securitisation exposures	1,100,503	572,776	520,207	144,528	386,522	42,485
证券化风险承担	Securitisation exposures	24,144	24,144	-	14,057	-	1,124
		1,124,647	596,920	520,207	158,585	386,522	43,609

财务报表附注 (续) Notes to the Financial Statements (continued)

4. 金融风险管理 (续) 4. Financial risk management (continued)

4.4 资本管理 (续)

4.4 Capital Management (continued)

(c) 信用、市场及操作风险 资本要求 (续)

(c) Capital charge for credit, market and operational risks (continued)

(i) 信用风险资本要 求 (续)

(i) Capital requirements for credit risk (continued)

		2007					
		减低信用风险措施后金额*			风险加权数额		资本要求** Capital requirement**
		Exposures after CRM*			Risk-weighted amount		
		获评级 Rated	不获评级 Unrated	获评级 Rated	不获评级 Unrated		
风险承担 总额 Total exposures		港币百万元 HK\$m	港币百万元 HK\$m	港币百万元 HK\$m	港币百万元 HK\$m	港币百万元 HK\$m	港币百万元 HK\$m
资产负债表内风险承担	On-balance sheet exposures						
官方实体	Sovereign	46,140	47,096	-	603	-	48
公营单位	Public sector entity	6,091	22,366	-	4,473	-	358
多边发展银行	Multilateral development bank	1,396	1,396	-	-	-	-
银行	Bank	357,628	349,758	12,481	90,907	4,856	7,661
证券商号	Securities firm	34	-	13	-	6	1
法团	Corporate	297,638	77,134	208,248	34,861	208,248	19,449
现金项目	Cash items	37,446	-	37,446	-	-	-
监管零售	Regulatory retail	29,867	-	28,232	-	21,174	1,694
住宅按揭贷款	Residential mortgage loans	137,562	-	121,271	-	48,718	3,897
不属逾期风险承担 其他风险承担	Other exposures which are not past due	37,667	-	36,892	-	36,891	2,951
逾期风险承担	Past due exposures	1,080	71	1,009	14	1,095	89
资产负债表内风险承担 总额	Total for on-balance sheet exposures	952,549	497,821	445,592	130,858	320,988	36,148
资产负债表外风险承担	Off-balance sheet exposures						
除场外衍生工具交易 及信用衍生工具合 约外的资产负债表 外风险承担	Off-balance sheet exposures other than OTC derivative transactions or credit derivative contracts	54,841	8,046	46,795	4,864	42,494	3,789
场外衍生工具交易	OTC derivative transactions	3,717	2,565	1,152	643	1,101	139
资产负债表外风险承担 总额	Total for off-balance sheet exposures	58,558	10,611	47,947	5,507	43,595	3,928
非证券化风险承担总额	Total for non-securitisation exposures	1,011,107	508,432	493,539	136,365	364,583	40,076
证券化风险承担	Securitisation exposures	50,110	50,110	-	10,022	-	802
		1,061,217	558,542	493,539	146,387	364,583	40,878

* 认可减低信用风险措施符合《银行业(资本)规则》订定的要求及条件。

* Recognised credit risk mitigation satisfying the requirements and conditions set out in the Banking (Capital) Rules.

** 因应披露所需, 资本要求以风险加权数额的百分之八计算, 可能与本集团之实际监管资本有异。

** For disclosure purposes, capital requirement is calculated by applying 8% on the risk-weighted amount, which may differ from the Group's actual regulatory capital.

于2008年12月31日, 从资本基础中扣除的信用风险承担金额为港币25.71亿元(2007年: 港币4.72亿元)。

As at 31 December 2008, credit exposures deducted from the capital base amounted to HK\$2,571 million (2007: HK\$472 million).

本集团采用标准(信用风险)计算法计算信用风险。

The Group used the STC approach for calculation of credit risk.

财务报表附注 (续) Notes to the Financial Statements (continued)

4. 金融风险管理 (续) 4. Financial risk management (continued)

4.4 资本管理 (续)

(c) 信用、市场及操作风险资本要求 (续)

(i) 信用风险资本要求 (续)

集团认可的外部信用评级机构包括标准普尔、穆迪和惠誉。集团采用外部评级的方法来决定下述包括证券化风险承担在内的各种风险承担的风险权重：

- 官方实体
- 公营单位
- 多边发展银行
- 银行
- 证券商号
- 法团

本集团将外部信用评级机构发债人评级对照至银行账风险承担的过程，属《银行业（资本）规则》第4部所述过程。

4.4 Capital Management (continued)

(c) Capital charge for credit, market and operational risks (continued)

(i) Capital requirements for credit risk (continued)

The ECAIs recognised by the Group includes Standard & Poor's, Moody's and Fitch. The Group adopted external rating based approach to determine the risk weight of the following classes of exposures, including those of securitisation exposures:

- Sovereign
- Public sector entity
- Multilateral development bank
- Bank
- Securities firm
- Corporate

The process the Group used to map ECAI issuer ratings to exposures booked in the banking book is a process prescribed in Part 4 of the Banking (Capital) Rules.

财务报表附注（续） Notes to the Financial Statements (continued)

4. 金融风险管理（续） 4. Financial risk management (continued)

4.4 资本管理（续）

(c) 信用、市场及操作风险资本要求（续）

(i) 信用风险资本要求（续）

交易对手信用 风险承担

本集团在银行账册及自营账册下来自场外衍生工具交易、回购形式交易之交易对手信用风险是在上述风险管理框架下一致管控。集团通过一般信贷批核程序核定每一交易对手之结算前风险承担额度以控制场外衍生工具结算前风险，及结算额度以控制与外汇交收有关的结算风险。集团采用每日盯市之现时风险承担及潜在风险承担方法监察。任何超额已由风险管理单位密切和及时地识别与监控。

由于本集团尚未实施资本分配政策，因此并无内部资本分配予交易对手风险承担。

本集团已制定抵押与担保管理办法并同时适用于交易对手信贷风险。除此，我们亦为债券回购形式交易下之抵押债券，制定审慎的认可准则及抵押折扣率。

4.4 Capital Management (continued)

(c) Capital charge for credit, market and operational risks (continued)

(i) Capital requirements for credit risk (continued)

Counterparty credit risk exposures

The Group's counterparty credit risk arising from over-the-counter ("OTC") derivative transactions, repo-style transactions both in trading and banking book is subject to the same risk management framework as above mentioned. The Group established credit limit through formal credit approval procedures to control the pre-settlement credit risk arising from derivatives transactions and settlement limit to control the settlement risk arising from foreign exchange-related transactions in both the trading book and banking book. The Group monitors the risk exposure due to fluctuations in the market value by determining the current exposure value of the transactions. Exceptions or excesses are timely and closely identified and monitored by credit risk management units.

As the Group has not implemented capital allocation policy, there is no internal capital assigned for counterparty credit exposures.

The Group's policy for securing and managing collateral is applicable in managing counterparty credit risk. Besides, we established prudent eligibility criteria and haircut policy of debt securities secured as collateral for repo-style transactions.

财务报表附注 (续) Notes to the Financial Statements (continued)

4. 金融风险管理 (续) 4. Financial risk management (continued)

4.4 资本管理 (续)

(c) 信用、市场及操作风险 资本要求 (续)

(i) 信用风险资本要 求 (续)

交易对手信用 风险承担 (续)

本集团根据交易对手的违约可能性及逾期时间制定了授信资产分类政策。若果已有客观证据证明一项资产减值损失已出现，将根据香港会计准则及监管要求进行资产减值准备。

4.4 Capital Management (continued)

(c) Capital charge for credit, market and operational risks (continued)

(i) Capital requirements for credit risk (continued)

Counterparty credit risk exposures (continued)

The Group formulated policy for classification of credit assets according to the probability of default of individual counterparty and the period of overdue. If there is objective evidence that an impairment loss has been incurred, impairment allowance will be provided according to regulatory and HK accounting requirements.

财务报表附注 (续) Notes to the Financial Statements (continued)

4. 金融风险管理 (续) 4. Financial risk management (continued)

4.4 资本管理 (续)

(c) 信用、市场及操作风险资本要求 (续)

(i) 信用风险资本要求 (续)

交易对手信用风险承担 (续)

下表概述本集团与对手在场外协商达成的衍生工具交易中产生的风险承担:

4.4 Capital Management (continued)

(c) Capital charge for credit, market and operational risks (continued)

(i) Capital requirements for credit risk (continued)

Counterparty credit risk exposures (continued)

The following table summarises the Group's exposures to counterparty credit risk arising from OTC derivative transactions:

		2008	2007
		港币百万元 HK\$m	港币百万元 HK\$m
总正数公允价值	Gross total positive fair value	<u>3,120</u>	<u>1,239</u>
信贷等值数额	Credit equivalent amount	6,243	3,717
减: 认可抵押品	Less: recognised collateral	-	-
信贷等值净额	Net credit equivalent amount	<u>6,243</u>	<u>3,717</u>
以发行机构类别分类之信贷等值净额:	Net credit equivalent amount analysed by type of issuer:		
官方實體	Sovereign	4	8
银行	Bank	5,830	2,654
法团	Corporate	406	1,006
其他	Others	3	49
		<u>6,243</u>	<u>3,717</u>
以发行机构类别分类之风险加权数额:	Risk weighted amount analysed by type of issuer:		
官方实体	Sovereign	4	8
银行	Bank	1,908	685
法团	Corporate	405	1,002
其他	Others	3	49
		<u>2,320</u>	<u>1,744</u>
提供信用保障之认可信用衍生工具合约名义数额	Notional amount of recognised credit derivative contracts which provide credit protection	-	-

财务报表附注 (续) Notes to the Financial Statements (continued)

4. 金融风险管理 (续) 4. Financial risk management (continued)

4.4 资本管理 (续)

(c) 信用、市场及操作风险资本要求 (续)

(i) 信用风险资本要求 (续)

交易对手信用风险承担 (续)

于2008年12月31日, 双边净额结算安排对衍生工具交易信贷等值数额并没有影响。(2007年: 无)

于2008年12月31日及2007年12月31日, 并无尚未完结的回购形式交易和信用衍生工具合约。

信用风险缓释

对于抵押品的估值和管理, 集团已制定明确政策和程序, 该政策和程序符合《银行业(资本)规则》有关适用于信用风险缓释的认可抵押品的操作要求。

适用于未逾期风险承担的认可抵押品主要包括保证金、金条、债券、股权和基金。此外, 不动产亦可用作逾期风险承担的抵押物。集团取得的这些抵押品满足《银行业(资本)规则》有关适用于信用风险缓释的认可抵押品处理的全面方法的要求。

4.4 Capital Management (continued)

(c) Capital charge for credit, market and operational risks (continued)

(i) Capital requirements for credit risk (continued)

Counterparty credit risk exposures (continued)

There is no effect of bilateral netting agreement on the credit equivalent amounts of the derivative transactions as at 31 December 2008 (2007: Nil).

There are no outstanding repo-style transactions or credit derivative contracts as at 31 December 2008 and 2007.

Credit risk mitigation

For those collaterals recognised under capital management, the Group has well-defined policies and procedures for collateral valuation and management which is compliant with the operational requirements for recognised collateral for credit risk mitigation stated in the Banking (Capital) Rules.

The main types of recognised collaterals include cash deposit, gold bullion, debt securities, equities and funds for non past-due exposures. In addition, real property collateral is also recognised for past due exposures. Those collaterals taken by the Group are compliant with the comprehensive approach in its treatment of recognised collateral for credit risk mitigation in capital calculation as mentioned in the Banking (Capital) Rules.

财务报表附注 (续) Notes to the Financial Statements (continued)

4. 金融风险管理 (续) 4. Financial risk management (continued)

4.4 资本管理 (续)

(c) 信用、市场及操作风险资本要求 (续)

(i) 信用风险资本要求 (续)

信用风险缓释 (续)

根据符合《银行业(资本)规则》，在标准法下，适用于信用风险缓释的认可担保包括由主权国家、公营机构、多边发展银行、银行和证券公司提供的担保，这些保证人的风险权重须低于银行的交易对手；外部评级不低于 A- 的公司亦可提供获认可担保。

抵押品的集中度风险管理是集团抵押品管理政策的一个内在部分，相关政策还包括压力测试。为配合支柱二的要求，我们采用了评分卡的方法来评估信用集中度风险，并在此基础上考虑是否需要额外的资本以覆盖该风险。

至报告日，集团仍未采用任何认可信用衍生工具合约、表内或表外认可净额计算方法以减低信用风险的资本要求。

4.4 Capital Management (continued)

(c) Capital charge for credit, market and operational risks (continued)

(i) Capital requirements for credit risk (continued)

Credit risk mitigation (continued)

According to the Banking (Capital) Rules, the recognised guarantees for credit risk mitigation under STC approach includes the guarantee given by sovereign, public sector entity, multilateral development bank, bank, securities firm with a lower risk weights than the counterparty; or corporate with external credit rating A- or above.

The concentration risk management for collaterals is embedded in the collateral management policy, including stress testing. To cope with the requirement under Pillar two, we have adopted a scorecard methodology to assess our credit concentration risk and consider whether add-on capital charge is needed to cover this risk.

Up to the date of report, the Group has not used any recognised credit derivative contracts, on- or off-balance sheet recognised netting for credit risk mitigation yet.

财务报表附注 (续) Notes to the Financial Statements (continued)

4. 金融风险管理 (续) 4. Financial risk management (continued)

4.4 资本管理 (续)

(c) 信用、市场及操作风险资本要求 (续)

(i) 信用风险资本要求 (续)

信用风险缓释 (续)

除源于场外协商的衍生工具交易及回购形式交易外的风险承担, 其已采取认可减低信用风险措施的部分分析如下:

4.4 Capital Management (continued)

(c) Capital charge for credit, market and operational risks (continued)

(i) Capital requirements for credit risk (continued)

Credit risk mitigation (continued)

Exposures, other than those arising from OTC derivative transactions and repo-style transactions, covered by recognised credit risk mitigation are analysed as follows:

		2008	
		认可抵押品 涵盖部分 Covered by recognised collateral 港币百万元 HK\$m	认可担保 涵盖部分 Covered by recognised guarantees 港币百万元 HK\$m
资产负债表内风险承担	On-balance sheet exposures		
公营单位	Public sector entity	-	70
证券商号	Securities firm	12	-
法团	Corporate	5,266	23,915
监管零售	Regulatory retail	1,575	40
住宅按揭贷款	Residential mortgage loans	84	16,283
不属逾期风险承担的其他风险承担	Other exposures which are not past due	583	-
逾期风险承担	Past due exposures	688	34
资产负债表外风险承担	Off-balance sheet exposures	11,145	8,161
		<u>19,353</u>	<u>48,503</u>

财务报表附注 (续) Notes to the Financial Statements (continued)

4. 金融风险管理 (续) 4. Financial risk management (continued)

4.4 资本管理 (续)

4.4 Capital Management (continued)

(c) 信用、市场及操作风险资本要求 (续)

(c) Capital charge for credit, market and operational risks (continued)

(i) 信用风险资本要求 (续)

(i) Capital requirements for credit risk (continued)

信用风险缓释 (续)

Credit risk mitigation (continued)

		2007	
		Covered by recognised collateral	Covered by recognised guarantees
		港币百万元 HK\$m	港币百万元 HK\$m
资产负债表内风险	On-balance sheet exposures		
承担			
证券商号	Securities firm	21	-
法团	Corporate	6,593	16,950
监管零售	Regulatory retail	1,590	45
住宅按揭贷款	Residential mortgage loans	157	16,134
不属逾期风险承担的其他风险	Other exposures which are not past due		
承担		775	-
逾期风险承担	Past due exposures	862	74
资产负债表外风险	Off-balance sheet exposures		
承担		9,069	8,612
		<u>19,067</u>	<u>41,815</u>

财务报表附注 (续) Notes to the Financial Statements (continued)

4. 金融风险管理 (续) 4. Financial risk management (continued)

4.4 资本管理 (续)

(c) 信用、市场及操作风险资本要求 (续)

(i) 信用风险资本要求 (续)

资产证券化

本集团于年内未有作为证券化交易的发行机构。源于本集团投资活动的证券化风险承担分析如下：

4.4 Capital Management (continued)

(c) Capital charge for credit, market and operational risks (continued)

(i) Capital requirements for credit risk (continued)

Asset securitisation

The Group has not acted as an originating institution in respect of securitisation transactions during the year. Securitisation exposures arising from the Group's investing activities are analysed as follows:

		2008			
		总风险承担 Total exposures	风险加权数额 Risk weighted amounts	法定资本 Capital requirement	从资本基础 中扣除的 风险承担 Exposures deducted from capital base
		港币百万元 HK\$m	港币百万元 HK\$m	港币百万元 HK\$m	港币百万元 HK\$m
传统证券化	Traditional securitisations				
住宅按揭	Residential mortgages	19,830	13,175	1,054	1,769
商业按揭	Commercial mortgages	1,382	277	22	-
学生贷款	Student loans	1,953	390	31	-
汽车贷款	Auto loans	785	176	14	-
信用卡应收账款	Credit card receivables	194	39	3	-
		24,144	14,057	1,124	1,769
		2007			
		总风险承担 Total exposures	风险加权数额 Risk weighted amounts	法定资本 Capital requirement	从资本基础 中扣除的 风险承担 Exposures deducted from capital base
		港币百万元 HK\$m	港币百万元 HK\$m	港币百万元 HK\$m	港币百万元 HK\$m
传统证券化	Traditional securitisations				
住宅按揭	Residential mortgages	44,370	8,874	710	-
商业按揭	Commercial mortgages	1,560	312	25	-
学生贷款	Student loans	1,641	328	26	-
汽车贷款	Auto loans	1,760	352	28	-
信用卡应收账款	Credit card receivables	779	156	13	-
		50,110	10,022	802	-

财务报表附注 (续) Notes to the Financial Statements (continued)

4. 金融风险管理 (续) 4. Financial risk management (continued)

4.4 资本管理 (续)

4.4 Capital Management (continued)

(c) 信用、市场及操作风险资本要求 (续)

(c) Capital charge for credit, market and operational risks (continued)

(ii) 市场风险资本要求

(ii) Capital charge for market risk

		2008	2007
		港币百万元	港币百万元
		HK\$'m	HK\$'m
利率风险承担	Interest rate exposures	569	450
股权风险承担	Equity exposures	14	56
外汇风险承担	Foreign exchange exposures	142	132
商品风险承担	Commodity exposures	3	2
		728	640

本集团采用标准 (市场风险) 计算法计算市场风险。

The Group used the STM approach for calculation of market risk.

本集团纳入标准 (市场风险) 计算法计算的持仓如下:

The Group's positions covered by the STM approach are as follows:

		2008		2007	
		长仓 Long	短仓 Short	长仓 Long	短仓 Short
		港币百万元 HK\$'m	港币百万元 HK\$'m	港币百万元 HK\$'m	港币百万元 HK\$'m
利率风险承担	Interest rate exposures	383,286	382,934	208,062	207,180
股权风险承担	Equity exposures	82	22	333	303
外汇风险承担 (净额)	Foreign exchange exposures (Net)	1,463	-	1,458	-
商品风险承担	Commodities exposures	11	15	11	20
		384,842	382,971	209,864	207,503

财务报表附注 (续) Notes to the Financial Statements (continued)

4. 金融风险管理 (续) 4. Financial risk management (continued)

4.4 资本管理 (续)

(c) 信用、市场及操作风险资本要求 (续)

(ii) 市场风险资本要求 (续)

银行账的股权投资承担

持有其他企业的股权，是在开始获得有关股权时，根据持有该等股权的意图而入账。因关系及策略性理由而持有的股权将与因其他理由（包括资本增值的理由）而持有的股权分开入账。

与股权承担有关之收益或亏损概述如下：

4.4 Capital Management (continued)

(c) Capital charge for credit, market and operational risks (continued)

(ii) Capital charge for market risk (continued)

Equity exposures in banking book

Equity holdings in other entities are accounted for in accordance with the underlying intentions of holdings, at the outset of the acquisition of the respective equity exposures. Bookings for the equity holdings taken for relationship and strategic reasons will be separated from the bookings for equity holdings taken for other reasons (including the reason of capital appreciation).

Gains or losses related to equity exposures are summarised below:

	<u>2008</u>	<u>2007</u>
	港币百万元	港币百万元
	HK\$m	HK\$m
出售或清盘产生的已实现收益	<u>97</u>	<u>1</u>
于储备而非损益中确认之未实现重估收益	<u>163</u>	<u>27</u>
包括于附加资本中的未实现收益	<u>87</u>	<u>18</u>

财务报表附注 (续) Notes to the Financial Statements (continued)

4. 金融风险管理 (续) 4. Financial risk management (continued)

4.4 资本管理 (续)

4.4 Capital Management (continued)

**(c) 信用、市场及操作风
险资本要求 (续)**

(c) Capital charge for credit, market and operational risks (continued)

**(iii) 操作风险资本要
求**

(iii) Capital charge for operational risk

	<u>2008</u>	<u>2007</u>
	港币百万元	港币百万元
	HK\$'m	HK\$'m
操作风险资本要求	<u>3,531</u>	<u>3,131</u>

本集团采用标准 (业务操作风险) 计算法计算操作风险。

The Group used the STO approach for calculation of operational risk.

财务报表附注 (续) Notes to the Financial Statements (continued)

4. 金融风险管理 (续) 4. Financial risk management (continued)

4.5 金融资产和负债的公允价值

公允价值是以在一特定时间点按相关市场资料及不同金融工具之资料来评估。以下之方法及假设已应用于评估各类金融工具之公允价值。

在银行及其他金融机构之结余及贸易票据

此等金融资产及负债均于一年内到期，其账面值与公允价值相若。

客户贷款及银行及其他金融机构贷款

大部分之客户贷款及银行及其他金融机构贷款是浮动利率，按市场息率计算利息，其账面值与公允价值相若。

持有至到期日证券

持有至到期日证券之公允价值是按市场价格或经纪/交易商之报价为基础。若没有相关资料提供，公允价值会采用类似如信贷、到期日及收益等特征之证券市场报价来估计，于2008年12月31日本集团之账面值与公允价值分别为港币1,053.93亿元(2007年：港币1,654.28亿元)及港币1,021.48亿元(2007年：港币1,661.10亿元)，而本银行之账面值与公允价值分别为港币898.17亿元(2007年：港币1,508.73亿元)及港币867.51亿元(2007年：港币1,515.39亿元)。

4.5 Fair values of financial assets and liabilities

Fair value estimates are made at a specific point in time based on relevant market information and information about various financial instruments. The following methods and assumptions have been used to estimate the fair value of each class of financial instrument as far as practicable.

Balances with banks and other financial institutions and Trade bills

The maturities of these financial assets and liabilities are within one year and the carrying value approximates fair value.

Advances to customers, banks and other financial institutions

Substantially all the advances to customers, banks and other financial institutions are on floating rate terms, bear interest at prevailing market interest rates and their carrying value approximates fair value.

Held-to-maturity securities

Fair value for held-to-maturity securities is based on market prices or broker/dealer price quotations. Where this information is not available, fair value has been estimated using quoted market prices for securities with similar credit, maturity and yield characteristics. The Group's carrying value and fair value as at 31 December 2008 amounted to HK\$105,393 million (2007: HK\$165,428 million) and HK\$102,148 million (2007: HK\$166,110 million) respectively. The Bank's carrying value and fair value as at 31 December 2008 amounted to HK\$89,817 million (2007: HK\$150,873 million) and HK\$86,751 million (2007: HK\$151,539 million) respectively.

财务报表附注 (续) **Notes to the Financial Statements (continued)**

4. 金融风险管理 (续) **4. Financial risk management (continued)**

4.5 金融资产和负债的公平
值 (续)

贷款及应收款、发行之存款证和发行之债务证券

采用以现时收益率曲线及相关之剩余限期为基础的现金流量贴现模型计算，其账面值与公平值相若。

客户存款

大部分之客户存款将于年结日后一年内到期，其账面值与公平值相若。

后偿负债

所有后偿负债均为浮动利率，按市场息率计算利息，其账面值与公平值相若。

4.5 Fair values of financial assets and liabilities (continued)

Loans and receivables, Certificates of deposit issued and Debt securities in issue

A discounted cash flow model is used based on a current yield curve appropriate for the remaining term to maturity and their carrying value approximates fair value.

Deposits from customers

Substantially all the deposits from customers mature within one year from balance sheet date and their carrying value approximates fair value.

Subordinated liabilities

All the subordinated liabilities are on floating rate terms, bear interest at prevailing market interest rates and their carrying value approximates fair value.

财务报表附注 (续) Notes to the Financial Statements (continued)

5. 净利息收入

5. Net interest income

		2008	2007
		港币百万元	港币百万元
		HK\$m	HK\$m
利息收入	Interest income		
现金及存放于同业和其他金融机构的款项	Cash and due from banks and other financial institutions	5,523	8,311
客户贷款	Advances to customers	16,255	20,801
上市证券投资	Listed investments	2,922	2,500
非上市证券投资	Unlisted investments	9,082	13,046
其他	Others	403	651
		34,185	45,309
利息支出	Interest expense		
同业、客户及其他金融机构存放的款项	Due to banks, customers and other financial institutions	(14,037)	(25,895)
债务证券发行	Debt securities in issue	(130)	(103)
后偿负债	Subordinated liabilities	(243)	-
其他	Others	(776)	(771)
		(15,186)	(26,769)
净利息收入	Net interest income	18,999	18,540

截至2008年12月31日止年度之利息收入包括港币2千万元(2007年:港币4.7千万元)被界定为减值贷款的确认利息。减值证券投资产生的利息收入为港币3.62亿元(2007年:港币1百万元)。

Included within interest income is HK\$20 million (2007: HK\$47 million) of interest with respect to income recognised on advances classified as impaired for the year ended 31 December 2008. Interest accrued on impaired investment in securities amounted to HK\$362 million (2007: HK\$1 million).

非以公允价值变化计入损益之金融资产与金融负债所产生的利息收入及利息支出分别为港币336.73亿元(2007年:港币447.89亿元)及港币144亿元(2007年:港币260.15亿元)。

Included within interest income and interest expense are HK\$33,673 million (2007: HK\$44,789 million) and HK\$14,400 million (2007: HK\$26,015 million) for financial assets and financial liabilities that are not recognised at fair value through profit or loss respectively.

财务报表附注（续） Notes to the Financial Statements (continued)

6. 净服务费及佣金收入 6. Net fees and commission income

		2008	2007
		港币百万元	港币百万元
		HK\$m	HK\$m
服务费及佣金收入	Fees and commission income		
证券经纪	Securities brokerage		
- 股票	- Stockbroking	2,380	3,560
- 债券	- Bonds	259	211
信用卡	Credit cards	1,220	1,027
汇票佣金	Bills commissions	683	588
贷款佣金	Loan commissions	513	347
缴款服务	Payment services	486	464
保险	Insurance	449	454
资产管理	Asset management	218	683
信托服务	Trust services	173	153
担保	Guarantees	37	32
其他	Others		
- 人民币业务	- RMB business	223	137
- 买卖货币	- currency exchange	204	184
- 保管箱	- safe deposit box	188	182
- 资讯调查	- information search	44	42
- 代理行	- correspondent banking	44	37
- 小额存户	- low deposit balance accounts	28	33
- 邮电	- postage and telegrams	18	27
- 不动户口	- dormant accounts	17	20
- 代理业务	- agency services	16	20
- 中银卡	- BOC cards	28	28
- 其他	- sundries	247	251
		7,475	8,480
服务费及佣金支出	Fees and commission expenses	(2,011)	(1,897)
净服务费及佣金收入	Net fees and commission income	5,464	6,583
其中源自	Of which arise from		
- 非以公允价值变化计入损益之金融资产或负债	- financial assets or financial liabilities not at fair value through profit or loss		
- 服务费及佣金收入	- Fees and commission income	680	403
- 服务费及佣金支出	- Fees and commission expenses	(43)	(60)
		637	343
- 信托及其他受托活动	- trust and other fiduciary activities		
- 服务费及佣金收入	- Fees and commission income	296	254
- 服务费及佣金支出	- Fees and commission expenses	(6)	(6)
		290	248

财务报表附注 (续) Notes to the Financial Statements (continued)

7. 净交易性收入 7. Net trading income

	2008	2007
	港币百万元	港币百万元
	HK\$m	HK\$m
净收益 / (亏损) 源自:		
- 外汇交易及外汇交易产品	1,809	800
- 利率工具	(127)	30
- 股份权益工具	119	181
- 商品	113	2
	1,914	1,013

8. 证券投资之净亏损 8. Net loss on investment in securities

	2008	2007
	港币百万元	港币百万元
	HK\$m	HK\$m
出售可供出售证券之净亏损	(14)	(55)
赎回持有至到期日证券之净收益	-	2
出售贷款及应收款之净亏损	(1)	-
	(15)	(53)

9. 其他经营收入 9. Other operating income

	2008	2007
	港币百万元	港币百万元
	HK\$m	HK\$m
证券投资股息收入		
- 非上市证券投资	16	15
投资物业之租金总收入	320	254
减: 有关投资物业之支出	(52)	(52)
其他	150	539
	434	756

「有关投资物业之支出」包括港币 2 百万元 (2007 年: 港币 3 百万元) 属于年内未出租投资物业之直接经营支出。

Included in the "Outgoings in respect of investment properties" is HK\$2 million (2007: HK\$3 million) of direct operating expenses related to investment properties that were not let during the year.

财务报表附注 (续)

Notes to the Financial Statements (continued)

10. 减值准备净拨备

10. Net charge of impairment allowances

		2008	2007
		港币百万元 HK\$'m	港币百万元 HK\$'m
客户贷款	Advances to customers		
个别评估	Individually assessed		
- 新提準備	- new allowances	813	330
- 撥回	- releases	(83)	(299)
- 收回已撇銷賬項	- recoveries	(722)	(1,311)
按个别评估贷款减值准备净拨备 / (拨回) (附注 24)	Net charge/(reversal) of individually assessed loan impairment allowances (Note 24)	8	(1,280)
组合评估	Collectively assessed		
- 新提準備	- new allowances	691	625
- 撥回	- releases	(10)	-
- 收回已撇銷賬項	- recoveries	(28)	(30)
按组合评估贷款减值准备净拨备 (附注 24)	Net charge of collectively assessed loan impairment allowances (Note 24)	653	595
贷款减值准备净拨备 / (拨回)	Net charge/(reversal) of loan impairment allowances	661	(685)
可供出售证券	Available-for-sale securities		
可供出售证券减值亏损	Net charge of impairment losses on available-for-sale securities		
个别评估	Individually assessed	5,109	289
持有至到期日证券	Held-to-maturity securities		
持有至到期日证券减值准备净拨备	Net charge of impairment allowances on held-to-maturity securities		
个别评估 (附注 25)	Individually assessed (Note 25)	4,061	1,844
其他	Others	12	-
减值准备净拨备	Net charge of impairment allowances	9,843	1,448

财务报表附注 (续) Notes to the Financial Statements (continued)

11. 经营支出

11. Operating expenses

		<u>2008</u>	<u>2007</u>
		港币百万元	港币百万元
		HK\$m	HK\$m
人事费用 (包括董事酬金)	Staff costs (including directors' emoluments)		
- 薪酬及其他费用	- salaries and other costs	4,049	4,281
- 补偿费用	- termination benefit	55	14
- 退休成本	- pension cost	368	299
		4,472	4,594
房产及设备支出 (不包括折旧)	Premises and equipment expenses (excluding depreciation)		
- 房产租金	- rental of premises	402	342
- 资讯科技	- information technology	408	376
- 其他	- others	254	231
		1,064	949
折旧 (附注 29)	Depreciation (Note 29)	990	785
核数师酬金	Auditors' remuneration		
- 审计服务	- audit services	32	31
- 非审计服务	- non-audit services	5	5
其他经营支出	Other operating expenses	2,073	1,295
		8,636	7,659

财务报表附注 (续) Notes to the Financial Statements (continued)

12. 投资物业出售 / 公允价值调整之净(亏损) / 收益 12. Net (loss)/gain from disposal of/fair value adjustments on investment properties

		<u>2008</u>	<u>2007</u>
		港币百万元	港币百万元
		HK\$'m	HK\$'m
出售投资物业之净收益	Net gain on disposal of investment properties	14	8
投资物业公允价值调整之净(亏损) / 收益(附注 28)	Net (loss)/gain on fair value adjustments on investment properties (Note 28)	<u>(132)</u>	<u>1,056</u>
		<u>(118)</u>	<u>1,064</u>

13. 出售 / 重估物业、厂房及设备之净收益 13. Net gain from disposal/revaluation of properties, plant and equipment

		<u>2008</u>	<u>2007</u>
		港币百万元	港币百万元
		HK\$'m	HK\$'m
出售房产之净收益	Net gain on disposal of premises	35	23
出售其他固定资产之净亏损	Net loss on disposal of other fixed assets	(4)	(16)
重估房产之净(亏损) / 收益(附注 29)	Net (loss)/gain on revaluation of premises (Note 29)	<u>(13)</u>	<u>21</u>
		<u>18</u>	<u>28</u>

财务报表附注 (续) Notes to the Financial Statements (continued)

14. 税项

14. Taxation

收益表内之税项组成如下:

Taxation in the income statement represents:

		2008	2007
		港币百万元	港币百万元
		HK\$m	HK\$m
香港利得税	Hong Kong profits tax		
本年税项	Current tax		
- 本年税项	- current year taxation	1,326	2,985
- 往年超额拨备	- over-provision in prior years	(13)	(29)
		1,313	2,956
(拨回) / 计入递延税项 (附注 36)	Deferred tax (credit)/charge (Note 36)		
- 暂时性差额及回拨	- origination and reversal of temporary differences	(241)	198
- 税率下调之影响	- impact of change of Hong Kong tax rate	(124)	-
		(365)	198
香港利得税	Hong Kong profits tax	948	3,154
海外税项	Overseas taxation	222	101
		1,170	3,255

香港利得税乃按照截至本年度估计应课税溢利依税率 16.5% (2007 年: 17.5%) 提拨准备。海外溢利之税款按照本年度估计应课税溢利依集团经营业务所在国家之现行税率计算。

Hong Kong profits tax has been provided at the rate of 16.5% (2007: 17.5%) on the estimated assessable profits arising in Hong Kong during the year. Taxation on overseas profits has been calculated on the estimated assessable profits for the year at the rates of taxation prevailing in the countries in which the Group operates.

财务报表附注 (续) Notes to the Financial Statements (continued)

14. 税项 (续)

本集团除税前溢利产生的实际税项，与根据香港利得税率计算的税项差异如下：

14. Taxation (continued)

The taxation on the Group's profit before taxation that differs from the theoretical amount that would arise using the taxation rate of Hong Kong is as follows:

		2008	2007
		港币百万元	港币百万元
		HK\$'m	HK\$'m
除税前溢利	Profit before taxation	7,908	18,802
按稅率 16.5% (2007 年：17.5%) 計算的稅項	Calculated at a taxation rate of 16.5% (2007: 17.5%)	1,305	3,290
其他国家稅率差异的影响	Effect of different taxation rates in other countries	64	5
无需課稅之收入	Income not subject to taxation	(225)	(80)
稅務上不可扣減之開支	Expenses not deductible for taxation purposes	55	69
未确认的稅務亏损	Tax losses not recognised	1	1
使用往年未确认的稅務亏损	Utilisation of previously unrecognised tax losses	(17)	(1)
往年超额拨备	Over-provision in prior years	(13)	(29)
計入稅項	Taxation charge	1,170	3,255
实际稅率	Effective tax rate	14.8%	17.3%

15. 本銀行股東應占溢利

截至 2008 年 12 月 31 日止年度之本銀行股東應占本銀行溢利為港幣 61.23 億元 (2007 年：港幣 127.01 億元)，並已列入本銀行之財務報表內。

15. Profit attributable to equity holders of the Bank

The profit of the Bank for the year ended 31 December 2008 attributable to equity holders of the Bank and dealt with in the financial statements of the Bank amounted to HK\$6,123 million (2007: HK\$12,701 million).

16. 股息

16. Dividends

		2008		2007	
		每股 港幣 Per share HK\$	總額 港幣百萬元 Total HK\$'m	每股 港幣 Per share HK\$	總額 港幣百萬元 Total HK\$'m
第一次中期股息	First interim dividend	0.092	3,960	0.102	4,390
第二次中期股息	Second interim dividend	-	-	0.095	4,089
第三次中期股息	Third interim dividend	-	-	0.137	5,897
		0.092	3,960	0.334	14,376

财务报表附注 (续)

Notes to the Financial Statements (continued)

17. 退休福利成本

17. Retirement benefit costs

本集团给予本集团员工的定额供款计划主要为获强积金条例豁免之职业退休计划及中银保诚简易强积金计划。根据职业退休计划，雇员须向职业退休计划之每月供款为彼等基本薪金之 5%，而雇主之每月供款为雇员基本月薪之 5% 至 15% 不等（视乎彼等之服务年期）。雇员有权于 20 年服务期届满后，在雇佣期终止时收取 100% 之雇主供款，或于 3 年至 20 年以下服务期届满后，在退休、提前退休、永远丧失工作能力及健康欠佳或雇佣期终止等情况（被即时解雇除外）下，收取 20% 至 95% 之雇主供款。

随着强积金条例于 2000 年 12 月 1 日实施，本集团亦参与中银保诚简易强积金计划，该计划之受托人为中银国际英国保诚信托有限公司，投资管理人为中银国际英国保诚资产管理有限公司，此两间公司均为本银行之有关连人士。

截至 2008 年 12 月 31 日，在扣除约港币 1 千万元（2007 年：约港币 1.5 千万元）之没收供款后，职业退休计划之供款总额约为港币 3.12 亿元（2007 年：约港币 2.61 亿元），而本集团向强积金计划之供款总额则约为港币 3.5 千万元（2007 年：约港币 2.6 千万元）。

The principal defined contribution schemes for the Group's employees are ORSO schemes exempted under the MPF Schemes Ordinance and the BOC-Prudential Easy Choice MPF Scheme. Under the ORSO schemes, employees make monthly contributions to the ORSO schemes equal to 5% of their basic salaries, while the employer makes monthly contributions equal to 5% to 15% of the employees' monthly basic salaries, depending on years of service. The employees are entitled to receive 100% of the employer's contributions upon termination of employment after completing 20 years of service, or at a scale ranging from 20% to 95% for employees who have completed between 3 to 20 years of service, on conditions of retirement, early retirement, permanent incapacity and ill-health or termination of employment other than summary dismissal.

With the implementation of the MPF Schemes Ordinance on 1 December 2000, the Group also participates in the BOC-Prudential Easy Choice MPF Scheme, of which the trustee is BOCI-Prudential Trustee and the investment manager is BOCI-Prudential Manager, which are related parties of the Bank.

The Group's total contributions made to the ORSO schemes for the year ended 31 December 2008 amounted to approximately HK\$312 million (2007: approximately HK\$261 million), after a deduction of forfeited contributions of approximately HK\$10 million (2007: approximately HK\$15 million). For the MPF Scheme, the Group contributed approximately HK\$35 million (2007: approximately HK\$26 million) for the year ended 31 December 2008.

财务报表附注 (续)

Notes to the Financial Statements (continued)

18. 认股权计划

18. Share option schemes

(a) 认股权计划及股份储蓄计划

认股权计划及股份储蓄计划的主要条款已于2002年7月10日由中银香港(控股)的全体股东以书面决议案批准并采纳。

认股权计划旨在向参与者提供购买中银香港(控股)专有权益的机会。中银香港(控股)董事会可以完全根据自己的决定,将认股权授予中银香港(控股)董事会可能选择的任何人士。股份认购价格将根据中银香港(控股)董事会的决定于授出日期按既定规则计算每股价格。认股权可于中银香港(控股)董事会确定的任何日期之后的任何时间,或在要约不时规定的时间,或于中银香港(控股)董事会确定的终止日期当日或之前,可部分或全部行使。

股份储蓄计划旨在鼓励雇员认购中银香港(控股)股份。每月为认股权支付的款项应该是合格雇员在其申请表格中指明愿意支付的额度,该额度必须不少于合格雇员于申请日期的月薪的1%亦不得多于10%,或中银香港(控股)董事会当时可能厘定的最高或最低额度。认股权可于行使期间内全部或部分行使。

上述两个计划在2008年并未有授出认股权(2007年:无)。

(a) Share Option Scheme and Sharesave Plan

The principal terms of the Share Option Scheme and the Sharesave Plan were approved and adopted by written resolutions of all the shareholders of BOCHK (Holdings) dated 10 July 2002.

The purpose of the Share Option Scheme is to provide the participants with the opportunity to acquire proprietary interests in BOCHK (Holdings). The Board of BOCHK (Holdings) may, in its absolute discretion, offer to grant options under the Share Option Scheme to any person as the Board of BOCHK (Holdings) may select. The subscription price for the shares shall be determined on the date of grant by the Board of BOCHK (Holdings) as an amount per share calculated on the basis of established rules. An option may be exercised in whole or in part at any time after the date prescribed by the Board of BOCHK (Holdings) and from time to time as specified in the offer and on or before the termination date prescribed by the Board of BOCHK (Holdings).

The purpose of the Sharesave Plan is to encourage broad-based employee ownership of the shares of BOCHK (Holdings). The amount of the monthly contribution under the savings contract to be made in connection with an option shall be the amount which the relevant eligible employee is willing to contribute, which amount shall not be less than 1% and not more than 10% of the eligible employee's monthly salary as at the date of application or such other maximum or minimum amounts as permitted by the Board of BOCHK (Holdings). When an option is exercised during an exercise period, it may be exercised in whole or in part.

No options were granted pursuant to the Share Option Scheme or the Sharesave Plan during the year 2008 (2007: Nil).

财务报表附注 (续)

Notes to the Financial Statements (continued)

18. 认股权计划 (续)

18. Share option schemes (continued)

(b) 上市前认股权计划

(b) Pre-Listing Share Option Scheme

于 2002 年 7 月 5 日，本银行间接控股公司中银 (BVI) 根据上市前认股权计划向若干董事及另外约 60 名中银香港 (控股) 高级管理人员和中国银行员工授予认股权，彼等可据此向中银 (BVI) 购入合共 31,132,600 股中银香港 (控股) 现有已发行股份。本集团受惠于香港财务报告准则第 2 号 53 段之过渡条文内列明新确认及计量政策并不应用于 2002 年 11 月 7 日或之前授予员工的认股权。

On 5 July 2002, several directors together with approximately 60 senior management personnel of BOCHK (Holdings) and employees of BOC were granted options by BOC (BVI), the indirect holding company of the Bank, pursuant to a Pre-Listing Share Option Scheme to purchase from BOC (BVI) an aggregate of 31,132,600 existing issued shares of BOCHK (Holdings). The Group has taken advantage of the transitional provisions set out in paragraph 53 of HKFRS 2 under which the new recognition and measurement policies have not been applied to all options granted to employees on or before 7 November 2002.

截至 2008 年 12 月 31 日止认股权详情披露如下：

Details of the share options outstanding as at 31 December 2008 are disclosed as follows:

		董事 Directors	高级管理人员 Senior management	其他* Others*	认股权总计 Total number of share options	平均行使价 (每股港币) Average exercise price (HK\$ per share)
于 2008 年 1 月 1 日	At 1 January 2008	6,651,600	2,253,100	1,446,000	10,350,700	8.5
减：年内行使之认股权	Less: Share options exercised during the year	(361,500)	(891,900)	(1,446,000)	(2,699,400)	8.5
于 2008 年 12 月 31 日	At 31 December 2008	6,290,100	1,361,200	-	7,651,300	8.5
于 2008 年 12 月 31 日 可行使之认股权	Exercisable at 31 December 2008	6,290,100	1,361,200	-	7,651,300	8.5
于 2007 年 1 月 1 日 转账	At 1 January 2007 Transfer	8,459,100 (1,446,000)	3,980,450 -	1,446,000 1,446,000	13,885,550 -	8.5 8.5
减：年内行使之认股权	Less: Share options exercised during the year	(361,500)	(1,727,350)	(1,446,000)	(3,534,850)	8.5
于 2007 年 12 月 31 日	At 31 December 2007	6,651,600	2,253,100	1,446,000	10,350,700	8.5
于 2007 年 12 月 31 日 可行使之认股权	Exercisable at 31 December 2007	6,651,600	2,253,100	1,446,000	10,350,700	8.5

* 代表本集团前董事持有的认股权。

* Represented share options held by ex-directors of the Group.

财务报表附注 (续)

Notes to the Financial Statements (continued)

18. 认股权计划 (续)

18. Share option schemes (continued)

(b) 上市前认股权计划
(续)

认股权于年内曾多次被行使, 有关之加权平均股价为港币 18.65 元 (2007 年: 港币 19.38 元)。

根据此计划而授出之认股权之行使价为每股港币 8.50 元, 而相对之认股权价为港币 1.00 元。该等认股权由中银香港(控股)股份于联交所开始买卖日期起计的 4 年内归属, 有效行使期为 10 年。于中银香港(控股)股份开始在联交所买卖之日或其后, 将不会再根据上市前认股权计划授出任何认股权。

(b) Pre-Listing Share Option Scheme (continued)

Share options were exercised on a regular basis throughout the year, the weighted average share price during the year was HK\$18.65 (2007: HK\$19.38).

The options granted under this scheme can be exercised at HK\$8.50 per share in respect of the option price of HK\$1.00. These options have a vesting period of four years from the date on which dealings in the shares commenced on the Stock Exchange with a valid exercise period of ten years. No offer to grant any options under the Pre-Listing Share Option Scheme will be made on or after the date on which dealings in the shares commenced on the Stock Exchange.

财务报表附注 (续) Notes to the Financial Statements (continued)

19. 董事及高级管理人员酬金 19. Directors' and senior management's emoluments

(a) 董事酬金

本年度本集团就本银行董事为本银行及管理附属公司提供之服务而已付及其应收未收之酬金详情如下:

(a) Directors' emoluments

Details of the emoluments paid to or receivable by the directors of the Bank in respect of their services rendered for the Bank and managing the subsidiaries within the Group during the year are as follows:

截至 2008 年止	For the year 2008	董事袍金	基本薪金、津贴 及实物福利	退休金计划 供款	花红	总计
		Directors' fees	Basic salaries, allowances and benefits in kind	Contributions to pension schemes	Bonus	Total
		港币千元 HK\$'000	港币千元 HK\$'000	港币千元 HK\$'000	港币千元 HK\$'000	港币千元 HK\$'000
执行董事	Executive Directors					
和广北	He Guangbei	100	6,013	-	-	6,113
李永鸿	Lee Raymond Wing Hung	414	6,979	247	-	7,640
高迎欣	Gao Yingxin	100	4,308	-	-	4,408
		614	17,300	247	-	18,161
非执行董事	Non-executive Directors					
肖钢	Xiao Gang	-	-	-	-	-
孙昌基	Sun Changji	300	-	-	-	300
李早航	Li Zaohang	250	-	-	-	250
周载群	Zhou Zaiqun	365	-	-	-	365
张燕玲	Zhang Yanling	250	-	-	-	250
冯国经*	Fung Victor Kwok King*	300	-	-	-	300
高铭胜*	Koh Beng Seng*	350	-	-	-	350
单伟建*	Shan Weijian*	350	-	-	-	350
董建成*	Tung Chee Chen*	300	-	-	-	300
童伟鹤*	Tung Savio Wai-Hok*	350	-	-	-	350
杨曹文梅*	Yang Linda Tsao*	400	-	-	-	400
		3,215	-	-	-	3,215
		3,829	17,300	247	-	21,376

注:
2008 年度之基本薪金、津贴及实物福利包括合约保证花红。

Note:
Basic salaries, allowances and benefits in kind for the year 2008 include fixed guaranteed bonus.

财务报表附注 (续) **Notes to the Financial Statements (continued)**

19. 董事及高级管理人员 19. Directors' and senior management's emoluments (continued)
酬金 (续)

(a) 董事酬金 (续)

(a) Directors' emoluments (continued)

		董事袍金	基本薪金、津贴 及实物福利	退休金计划 供款	花红	总计
		Directors' fees	Basic salaries, allowances and benefits in kind	Contributions to pension schemes	Bonus	Total
截至 2007 年止		港币千元	港币千元	港币千元	港币千元	港币千元
For the year 2007		HK\$'000	HK\$'000	HK\$'000	HK\$'000	HK\$'000
执行董事	Executive Directors					
和广北	He Guangbei	100	5,326	-	3,000	8,426
李永鸿**	Lee Raymond Wing Hung**	259	3,044	112	1,339	4,754
高迎欣**	Gao Yingxin**	100	2,278	-	1,120	3,498
		<u>459</u>	<u>10,648</u>	<u>112</u>	<u>5,459</u>	<u>16,678</u>
非执行董事	Non-executive Directors					
肖钢	Xiao Gang	-	-	-	-	-
孙昌基	Sun Changji	300	-	-	-	300
华庆山	Hua Qingshan	137	-	-	-	137
李早航	Li Zaohang	250	-	-	-	250
周载群	Zhou Zaiqun	300	-	-	-	300
张燕玲	Zhang Yanling	250	-	-	-	250
冯国经*	Fung Victor Kwok King*	300	-	-	-	300
高铭胜*	Koh Beng Seng*	350	-	-	-	350
单伟建*	Shan Weijian*	350	-	-	-	350
董建成*	Tung Chee Chen*	300	-	-	-	300
童伟鹤*	Tung Savio Wai-Hok*	350	-	-	-	350
杨曹文梅*	Yang Linda Tsao*	400	-	-	-	400
		<u>3,287</u>	<u>-</u>	<u>-</u>	<u>-</u>	<u>3,287</u>
		<u>3,746</u>	<u>10,648</u>	<u>112</u>	<u>5,459</u>	<u>19,965</u>

注:

* 独立非执行董事

** 有关董事于 2007 年 5 月 25 日获委任, 故其 2007 年酬金金额按比例披露。

Note:

* Independent Non-executive Directors

** The directors were appointed on 25 May 2007, therefore the amounts of their emoluments for 2007 were disclosed on a pro-rata basis.

财务报表附注 (续) **Notes to the Financial Statements (continued)**

19. 董事及高级管理人员酬金 (续) **19. Directors' and senior management's emoluments (continued)**

(a) 董事酬金 (续)

2002年7月，本银行间接控股公司中银 (BVI) 根据载于附注(18)b的上市前认股权计划向若干董事授予认股权，详情见附注18。年内若干认股权被行使，惟上述披露之董事酬金中并无包括因该等认股权而产生的利益；而收益表亦无需就此作出反映。

截至2008年12月31日止年度，其中一名董事放弃其酬金港币200,000元 (2007年：港币200,000元)。

(b) 五位最高薪酬人士

本年度，本集团内五位最高薪酬人士包括2名 (2007年：3名) 董事，其酬金已载于上文分析。其余3名 (2007年：2名) 最高薪酬人士之酬金分析如下：

基本薪金及津贴
花红
退休金计划供款
附属公司董事袍金

注：
2008 年度之基本薪金及津贴包括合约保证花红。

(a) Directors' emoluments (continued)

In July 2002, options were granted to several directors of the Bank by the indirect holding company, BOC (BVI), under the Pre-Listing Share Option Scheme as set out in Note (18)b. Full details of the scheme are stated in Note 18. During the year, certain options were exercised, but no benefits arising from the granting of these share options were included in the directors' emoluments disclosed above or recognised in the income statement.

For the year ended 31 December 2008, one of the directors waived emoluments of HK\$200,000 (2007: HK\$200,000).

(b) Five highest paid individuals

The five individuals whose emoluments were the highest in the Group for the year include 2 (2007: 3) directors whose emoluments are reflected in the analysis presented above. The emoluments payable to the remaining 3 (2007: 2) individuals during the year are as follows:

	2008	2007
	港币百万元	港币百万元
	HK\$m	HK\$m
Basic salaries and allowances	13	8
Bonuses	-	4
Contributions to pension schemes	1	1
Director's fee from subsidiaries	1	-
	15	13

Note:
Basic salaries and allowances for the year 2008 include fixed guaranteed bonus.

财务报表附注 (续)

Notes to the Financial Statements (continued)

19. 董事及高级管理人员
酬金 (续)

19. Directors' and senior management's emoluments (continued)

(b) 五位最高薪酬人士
(续)

(b) Five highest paid individuals (continued)

彼等酬金之组别如下:

Emoluments of individuals were within the following bands:

		人数 Number of individuals	
		2008	2007
4,000,001 港元至 4,500,000 港元	HK\$4,000,001 – HK\$4,500,000	1	-
4,500,001 港元至 5,000,000 港元	HK\$4,500,001 – HK\$5,000,000	1	-
5,500,001 港元至 6,000,000 港元	HK\$5,500,001 – HK\$6,000,000	1	1
6,500,001 港元至 7,000,000 港元	HK\$6,500,001 – HK\$7,000,000	-	1

20. 库存现金及在银行及
其他金融机构的结余

20. Cash and balances with banks and other financial institutions

		本集团 The Group		本银行 The Bank	
		2008	2007	2008	2007
		港币百万元 HK\$m	港币百万元 HK\$m	港币百万元 HK\$m	港币百万元 HK\$m
库存现金	Cash	4,232	3,334	3,741	2,852
在中央银行的结余	Balances with central banks	66,158	30,627	64,407	29,814
在银行及其他金融机构的结余	Balances with banks and other financial institutions	7,544	6,126	7,473	4,776
一个月内到期之银行及其他金融机构 存款	Placements with banks and other financial institutions maturing within one month	75,334	118,965	57,812	96,578
		153,268	159,052	133,433	134,020

财务报表附注 (续) Notes to the Financial Statements (continued)

21. 公允价值变化计入损益之金融资产 21. Financial assets at fair value through profit or loss

		本集团 The Group					
		界定为以公允价值变化计入 损益之金融资产 Financial assets designated at fair value through profit or loss				总计 Total	
		交易性证券 Trading securities					
		2008	2007	2008	2007	2008	2007
		港币百万元	港币百万元	港币百万元	港币百万元	港币百万元	港币百万元
		HK\$m	HK\$m	HK\$m	HK\$m	HK\$m	HK\$m
按公允价值入账	At fair value						
债务证券	Debt securities						
- 于香港上市	- Listed in Hong Kong	412	190	358	727	770	917
- 于海外上市	- Listed outside Hong Kong	35	537	890	1,002	925	1,539
		447	727	1,248	1,729	1,695	2,456
- 非上市	- Unlisted	13,484	5,510	1,143	1,915	14,627	7,425
		13,931	6,237	2,391	3,644	16,322	9,881
股份证券	Equity securities						
- 于香港上市	- Listed in Hong Kong	20	327	-	-	20	327
- 非上市	- Unlisted	62	94	-	-	62	94
		82	421	-	-	82	421
总计	Total	14,013	6,658	2,391	3,644	16,404	10,302

		本银行 The Bank					
		界定为以公允价值变化计入 损益之金融资产 Financial assets designated at fair value through profit or loss				总计 Total	
		交易性证券 Trading securities					
		2008	2007	2008	2007	2008	2007
		港币百万元	港币百万元	港币百万元	港币百万元	港币百万元	港币百万元
		HK\$m	HK\$m	HK\$m	HK\$m	HK\$m	HK\$m
按公允价值入账	At fair value						
债务证券	Debt securities						
- 于香港上市	- Listed in Hong Kong	226	189	98	101	324	290
- 于海外上市	- Listed outside Hong Kong	1	537	116	158	117	695
		227	726	214	259	441	985
- 非上市	- Unlisted	12,575	5,057	-	-	12,575	5,057
		12,802	5,783	214	259	13,016	6,042
股份证券	Equity securities						
- 于香港上市	- Listed in Hong Kong	20	327	-	-	20	327
总计	Total	12,822	6,110	214	259	13,036	6,369

财务报表附注 (续) Notes to the Financial Statements (continued)

21. 公允价值变化计入损益之金融资产 (续) 21. Financial assets at fair value through profit or loss (continued)

公允价值变化计入损益之金融资产按发行机构之分类如下:

Financial assets at fair value through profit or loss are analysed by type of issuer as follows:

		本集团 The Group		本银行 The Bank	
		2008	2007	2008	2007
		港币百万元 HK\$m	港币百万元 HK\$m	港币百万元 HK\$m	港币百万元 HK\$m
主权政府	Sovereigns	12,709	3,756	11,760	3,261
公共机构	Public sector entities	272	413	153	299
银行及其他金融机构	Banks and other financial institutions	1,915	3,899	1,029	2,352
公司企业	Corporate entities	1,508	2,234	94	457
		16,404	10,302	13,036	6,369

公允价值变化计入损益之金融资产分类如下:

Financial assets at fair value through profit or loss are analysed as follows:

		本集团 The Group		本银行 The Bank	
		2008	2007	2008	2007
		港币百万元 HK\$m	港币百万元 HK\$m	港币百万元 HK\$m	港币百万元 HK\$m
库券	Treasury bills	12,458	3,517	11,551	3,066
持有之存款证	Certificates of deposit held	25	430	-	80
其他公允价值变化计入损益之金融资产	Other financial assets at fair value through profit or loss	3,921	6,355	1,485	3,223
		16,404	10,302	13,036	6,369

财务报表附注（续）

22. 衍生金融工具及对冲会计

本集团订立下列股份权益、汇率、利率及贵金属相关的衍生金融工具合约用作买卖及风险管理之用：

远期外汇合约是指于未来某一日期买或卖外币的承诺。利率期货是指根据合约按照利率的变化收取或支付一个净金额的合约，或在交易所管理的金融市场上按约定价格在未来的某一日期买进或卖出利率金融工具的合约。远期利率合同是经单独协商而达成的利率期货合约，要求在未来某一日期根据合约利率与市场利率的差异及名义本金的金额进行计算及现金交割。

货币、利率及贵金属掉期是指交换不同现金流量或商品的承诺。掉期的结果是不同货币、利率（如固定利率与浮动利率）或贵金属（如白银掉期）的交换或以上的所有组合（如交叉货币利率掉期）。除某些货币掉期合约外，该等交易无需交换本金。

外汇、利率、股份权益合约及贵金属期权是指期权的卖方（出让方）为买方（持有方）提供在未来某一特定日期或未来一定时期内按约定的价格买进（认购期权）或卖出（认沽期权）一定数量的金融工具的权利（而非承诺）的一种协定。考虑到外汇和利率风险，期权的卖方从购买方收取一定的期权费。本集团期权合约是与对手方在场外协商达成协定的或透过交易所进行（如于交易所进行买卖之期权）。

Notes to the Financial Statements (continued)

22. Derivative financial instruments and hedge accounting

The Group enters into the following equity, foreign exchange, interest rate and precious metal related derivative financial instruments for trading and risk management purposes:

Currency forwards represent commitments to purchase and sell foreign currency on a future date. Interest rate futures are contractual obligations to receive or pay a net amount based on changes in interest rates or buy or sell interest rate financial instruments on a future date at an agreed price in the financial market under the administration of the stock exchange. Forward rate agreements are individually negotiated interest rate futures that call for a cash settlement at a future date for the difference between a contracted rate of interest and the current market rate, based on a notional principal amount.

Currency, interest rate and precious metal swaps are commitments to exchange one set of cash flows or commodity for another. Swaps result in an exchange of currencies, interest rates (for example, fixed rate for floating rate), or precious metals (for example, silver swaps) or a combination of all these (i.e. cross-currency interest rate swaps). Except for certain currency swap contracts, no exchange of principal takes place.

Foreign currency, interest rate, equity and precious metal options are contractual agreements under which the seller (writer) grants the purchaser (holder) the right, but not the obligation, either to buy (a call option) or sell (a put option) at or by a set date or during a set period, a specific amount of the financial instrument at a predetermined price. In consideration for the assumption of foreign exchange and interest rate risk, the seller receives a premium from the purchaser. Options are negotiated over-the-counter ("OTC") between the Group and its counterparty or traded through the stock exchange (for example, exchange-traded stock option).

财务报表附注（续）

Notes to the Financial Statements (continued)

22. 衍生金融工具及 对冲会计（续）

22. Derivative financial instruments and hedge accounting (continued)

本集团之衍生金融工具合约 / 名义合约数额及其公允价值详列于下表。资产负债表日各类型金融工具的合约 / 名义合约数额仅显示了于资产负债表日之未完成交易量，而若干金融工具之合约 / 名义合约数额则提供了一个与综合资产负债表内所确认的公允价值资产或负债的对比基础。但是，这并不代表所涉及的未来的现金流量或当前的公允价值，因而也不能反映本集团所面临的信用风险或市场风险。随着与衍生金融工具合约条款相关的市场利率、汇率或股份权益和贵金属价格的波动，衍生金融工具的估值可能产生对银行有利（资产）或不利（负债）的影响，这些影响可能在不同期间有较大的波动。

The contract/notional amounts and fair values of derivative financial instruments held by the Group are set out in the following tables. The contract/notional amounts of these instruments indicate the volume of transactions outstanding at the balance sheet dates and certain of them provide a basis for comparison with fair value instruments recognised on the consolidated balance sheet. However, they do not necessarily indicate the amounts of future cash flows involved or the current fair values of the instruments and, therefore, do not indicate the Group's exposure to credit or market risks. The derivative financial instruments become favourable (assets) or unfavourable (liabilities) as a result of fluctuations in market interest rates, foreign exchange rates or equity and metal prices relative to their terms. The aggregate fair values of derivative financial instruments assets and liabilities can fluctuate significantly from time to time.

(a) 衍生金融工具

(a) Derivative financial instruments

本集团进行场外及场内衍生产品交易的主要目的是开展客户业务。集团叙做的所有对客户及对同业市场的衍生产品交易均需严格遵从本集团的各项风险管理政策及规定。

The Group trades derivatives products (both exchange-traded or OTC) mainly for customer business. The Group strictly follows risk management policies in providing derivatives products to our customers and in trading of derivatives products in the interbank market.

衍生产品亦应用于管理银行账的利率风险，只有获批准之产品名称上载有的衍生产品方可进行交易。由衍生产品交易产生的风险承担名义数额以设限控制，并制订交易的最长时期及其损益之管理预警限额(MAL)。每宗衍生产品交易必须记录于相应的系统，以进行结算、市场划价、报告及监控。

Derivatives are also used to manage the interest rate risk of the banking book. A derivative instrument must be included in the approved product list before any transactions for that instrument can be made. There are limits to control the notional amount of exposure arising from derivatives transactions, and the maximum tenor of the deal and management alert limit (MAL) in profit and loss is set. Every derivative transaction must be input into the relevant system for settlement, mark to market revaluation, reporting and control.

财务报表附注 (续) Notes to the Financial Statements (continued)

22. 衍生金融工具及
对冲会计 (续)

22. Derivative financial instruments and hedge accounting (continued)

(a) 衍生金融工具 (续)

(a) Derivative financial instruments (continued)

以下为衍生金融工具中
每项重要类别于12月31
日之合约 / 名义合约数
额之摘要:

The following tables summarise the contract/notional amounts of each significant type
of derivative financial instrument as at 31 December:

		本集团 The Group 2008			
		买卖 Trading	风险对冲 Hedging	不符合采用 对冲会计法* Not qualified for hedge accounting*	总计 Total
		港币百万元 HK\$m	港币百万元 HK\$m	港币百万元 HK\$m	港币百万元 HK\$m
汇率合约	Exchange rate contracts				
即期及远期	Spot and forwards	182,624	-	-	182,624
掉期	Swaps	248,956	-	68	249,024
外汇交易期权合约	Foreign currency option contracts				
- 买入期权	- Options purchased	2,518	-	-	2,518
- 卖出期权	- Options written	2,754	-	-	2,754
		<u>436,852</u>	<u>-</u>	<u>68</u>	<u>436,920</u>
利率合约	Interest rate contracts				
期货	Futures	4,290	-	-	4,290
掉期	Swaps	68,392	19,931	10,045	98,368
利率期权合约	Interest rate option contracts				
- 卖出债券期权	- Bond options written	775	-	-	775
		<u>73,457</u>	<u>19,931</u>	<u>10,045</u>	<u>103,433</u>
贵金属合约	Bullion contracts	3,880	-	-	3,880
股份权益合约	Equity contracts	5,070	-	-	5,070
其他合约	Other contracts	144	-	-	144
总计	Total	<u>519,403</u>	<u>19,931</u>	<u>10,113</u>	<u>549,447</u>

财务报表附注 (续) Notes to the Financial Statements (continued)

22. 衍生金融工具及对冲会计 (续) 22. Derivative financial instruments and hedge accounting (continued)

(a) 衍生金融工具 (续) (a) Derivative financial instruments (continued)

		本集团 The Group 2007			
		买卖 Trading	风险对冲 Hedging	不符合采用 对冲会计法* Not qualified for hedge accounting*	总计 Total
		港币百万元 HK\$m	港币百万元 HK\$m	港币百万元 HK\$m	港币百万元 HK\$m
汇率合约	Exchange rate contracts				
即期及远期	Spot and forwards	258,556	-	-	258,556
掉期	Swaps	156,554	-	-	156,554
外汇交易期权合约	Foreign currency option contracts				
- 买入期权	- Options purchased	5,607	-	-	5,607
- 卖出期权	- Options written	5,875	-	-	5,875
		<u>426,592</u>	<u>-</u>	<u>-</u>	<u>426,592</u>
利率合约	Interest rate contracts				
期货	Futures	226	-	-	226
掉期	Swaps	36,714	6,708	3,253	46,675
利率期权合约	Interest rate option contracts				
- 卖出掉期期权	- Swaptions written	780	-	-	780
- 卖出债券期权	- Bond options written	780	-	-	780
		<u>38,500</u>	<u>6,708</u>	<u>3,253</u>	<u>48,461</u>
贵金属合约	Bullion contracts	<u>12,950</u>	<u>-</u>	<u>-</u>	<u>12,950</u>
股份权益合约	Equity contracts	<u>5,378</u>	<u>-</u>	<u>-</u>	<u>5,378</u>
其他合约	Other contracts	<u>172</u>	<u>-</u>	<u>-</u>	<u>172</u>
总计	Total	<u>483,592</u>	<u>6,708</u>	<u>3,253</u>	<u>493,553</u>

* 为符合《银行业(披露)规则》要求, 需分别披露不符合采用对冲会计法资格, 但与指定以公允价值经收益表入账的金融工具一并管理的衍生金融工具。

* Derivative transactions which do not qualify as hedges for accounting purposes but are managed in conjunction with the financial instruments designated at fair value through profit or loss are separately disclosed in compliance with the requirements set out in the Banking (Disclosure) Rules.

财务报表附注 (续) **Notes to the Financial Statements (continued)**

22. 衍生金融工具及对冲会计 (续) **22. Derivative financial instruments and hedge accounting (continued)**

(a) 衍生金融工具 (续) (a) Derivative financial instruments (continued)

		本银行 The Bank			
		2008			
	买卖 Trading	风险对冲 Hedging	不符合采用 对冲会计法 Not qualified for hedge accounting	总计 Total	
	港币百万元 HK\$'m	港币百万元 HK\$'m	港币百万元 HK\$'m	港币百万元 HK\$'m	
汇率合约	Exchange rate contracts				
即期及远期	173,705	-	-	173,705	
掉期	246,356	-	-	246,356	
外汇交易期权合约	Foreign currency option contracts				
- 买入期权	2,518	-	-	2,518	
- 卖出期权	2,754	-	-	2,754	
	<u>425,333</u>	<u>-</u>	<u>-</u>	<u>425,333</u>	
利率合约	Interest rate contracts				
期货	4,290	-	-	4,290	
掉期	66,329	19,931	8,295	94,555	
利率期权合约	Interest rate option contracts				
- 卖出债券期权	775	-	-	775	
	<u>71,394</u>	<u>19,931</u>	<u>8,295</u>	<u>99,620</u>	
贵金属合约	Bullion contracts				
	3,878	-	-	3,878	
股份权益合约	Equity contracts				
	5,069	-	-	5,069	
其他合约	Other contracts				
	130	-	-	130	
总计	<u>505,804</u>	<u>19,931</u>	<u>8,295</u>	<u>534,030</u>	

财务报表附注 (续) Notes to the Financial Statements (continued)

22. 衍生金融工具及对冲会计 (续) 22. Derivative financial instruments and hedge accounting (continued)

(a) 衍生金融工具 (续) (a) Derivative financial instruments (continued)

		本银行 The Bank			
		2007			
	买卖 Trading	风险对冲 Hedging	不符合采用 对冲会计法 Not qualified for hedge accounting	总计 Total	
	港币百万元 HK\$m	港币百万元 HK\$m	港币百万元 HK\$m	港币百万元 HK\$m	
汇率合约					Exchange rate contracts
即期及远期	248,700	-	-	248,700	Spot and forwards
掉期	154,572	-	-	154,572	Swaps
外汇交易期权合约					Foreign currency option contracts
- 买入期权	5,607	-	-	5,607	- Options purchased
- 卖出期权	5,875	-	-	5,875	- Options written
	<u>414,754</u>	<u>-</u>	<u>-</u>	<u>414,754</u>	
利率合约					Interest rate contracts
期货	226	-	-	226	Futures
掉期	34,900	6,708	540	42,148	Swaps
利率期权合约					Interest rate option contracts
- 卖出掉期期权	780	-	-	780	- Swaptions written
- 卖出债券期权	780	-	-	780	- Bond options written
	<u>36,686</u>	<u>6,708</u>	<u>540</u>	<u>43,934</u>	
贵金属合约	12,652	-	-	12,652	Bullion contracts
股份权益合约	5,355	-	-	5,355	Equity contracts
其他合约	155	-	-	155	Other contracts
总计	<u>469,602</u>	<u>6,708</u>	<u>540</u>	<u>476,850</u>	Total

财务报表附注 (续) **Notes to the Financial Statements (continued)**

**22. 衍生金融工具及
对冲会计 (续)**

22. Derivative financial instruments and hedge accounting (continued)

(a) 衍生金融工具 (续)

(a) Derivative financial instruments (continued)

以下为各类衍生金融工具于 12 月 31 日之公平值摘要:

The following tables summarise the fair values of each class of derivative financial instrument as at 31 December:

		本集团 The Group							
		2008							
		公平值资产 Fair value assets				公平值负债 Fair value liabilities			
		买卖 Trading	风险对冲 Hedging	不符合采用 对冲会计法 Not qualified for hedge accounting	总计 Total	买卖 Trading	风险对冲 Hedging	不符合采用 对冲会计法 Not qualified for hedge accounting	总计 Total
		港币百万元 HK\$m	港币百万元 HK\$m	港币百万元 HK\$m	港币百万元 HK\$m	港币百万元 HK\$m	港币百万元 HK\$m	港币百万元 HK\$m	港币百万元 HK\$m
汇率合约	Exchange rate contracts								
即期及远期	Spot and forwards	15,152	-	-	15,152	(10,962)	-	-	(10,962)
掉期	Swaps	1,624	-	1	1,625	(3,933)	-	(3)	(3,936)
外汇交易期权合约	Foreign currency option contracts								
- 买入期权	- Options purchased	21	-	-	21	-	-	-	-
- 卖出期权	- Options written	-	-	-	-	(24)	-	-	(24)
		16,797	-	1	16,798	(14,919)	-	(3)	(14,922)
利率合约	Interest rate contracts								
期货	Futures	2	-	-	2	(6)	-	-	(6)
掉期	Swaps	1,420	-	18	1,438	(2,329)	(1,769)	(166)	(4,264)
利率期权合约	Interest rate option contracts								
- 卖出债券期权	- Bond options written	-	-	-	-	(25)	-	-	(25)
		1,422	-	18	1,440	(2,360)	(1,769)	(166)	(4,295)
贵金属合约	Bullion contracts	248	-	-	248	(91)	-	-	(91)
股份权益合约	Equity contracts	1,142	-	-	1,142	(1,142)	-	-	(1,142)
总计	Total	19,609	-	19	19,628	(18,512)	(1,769)	(169)	(20,450)

财务报表附注 (续) Notes to the Financial Statements (continued)

22. 衍生金融工具及对冲会计 (续) 22. Derivative financial instruments and hedge accounting (continued)

(a) 衍生金融工具 (续) (a) Derivative financial instruments (continued)

		本集团 The Group							
		2007							
		公允价值资产 Fair value assets			公允价值负债 Fair value liabilities				
		买卖 Trading	风险对冲 Hedging	不符合采用 对冲会计法 Not qualified for hedge accounting	总计 Total	买卖 Trading	风险对冲 Hedging	不符合采用 对冲会计法 Not qualified for hedge accounting	总计 Total
		港币百万元 HK\$m	港币百万元 HK\$m	港币百万元 HK\$m	港币百万元 HK\$m	港币百万元 HK\$m	港币百万元 HK\$m	港币百万元 HK\$m	港币百万元 HK\$m
汇率合约	Exchange rate contracts								
即期及远期	Spot and forwards	12,588	-	-	12,588	(7,822)	-	-	(7,822)
掉期	Swaps	269	-	-	269	(634)	-	-	(634)
外汇交易期权合约	Foreign currency option contracts								
- 买入期权	- Options purchased	48	-	-	48	-	-	-	-
- 卖出期权	- Options written	-	-	-	-	(51)	-	-	(51)
		<u>12,905</u>	<u>-</u>	<u>-</u>	<u>12,905</u>	<u>(8,507)</u>	<u>-</u>	<u>-</u>	<u>(8,507)</u>
利率合约	Interest rate contracts								
掉期	Swaps	492	10	23	525	(885)	(124)	(90)	(1,099)
利率期权合约	Interest rate option contracts								
- 卖出掉期期权	- Swaptions written	-	-	-	-	(17)	-	-	(17)
- 卖出债券期权	- Bond options written	-	-	-	-	(23)	-	-	(23)
		<u>492</u>	<u>10</u>	<u>23</u>	<u>525</u>	<u>(925)</u>	<u>(124)</u>	<u>(90)</u>	<u>(1,139)</u>
贵金属合约	Bullion contracts	<u>774</u>	<u>-</u>	<u>-</u>	<u>774</u>	<u>(1,110)</u>	<u>-</u>	<u>-</u>	<u>(1,110)</u>
股份权益合约	Equity contracts	<u>273</u>	<u>-</u>	<u>-</u>	<u>273</u>	<u>(326)</u>	<u>-</u>	<u>-</u>	<u>(326)</u>
总计	Total	<u>14,444</u>	<u>10</u>	<u>23</u>	<u>14,477</u>	<u>(10,868)</u>	<u>(124)</u>	<u>(90)</u>	<u>(11,082)</u>

财务报表附注 (续) Notes to the Financial Statements (continued)

22. 衍生金融工具及对冲会计 (续) 22. Derivative financial instruments and hedge accounting (continued)

(a) 衍生金融工具 (续) (a) Derivative financial instruments (continued)

		本银行 The Bank							
		2008							
		公平值资产 Fair value assets				公平值负债 Fair value liabilities			
		买卖 Trading	风险对冲 Hedging	不符合采用 对冲会计法 Not qualified for hedge accounting	总计 Total	买卖 Trading	风险对冲 Hedging	不符合采用 对冲会计法 Not qualified for hedge accounting	总计 Total
		港币百万元 HK\$m	港币百万元 HK\$m	港币百万元 HK\$m	港币百万元 HK\$m	港币百万元 HK\$m	港币百万元 HK\$m	港币百万元 HK\$m	港币百万元 HK\$m
汇率合约	Exchange rate contracts								
即期及远期	Spot and forwards	14,164	-	-	14,164	(10,398)	-	-	(10,398)
掉期	Swaps	1,622	-	-	1,622	(3,917)	-	-	(3,917)
外汇交易期权合约	Foreign currency option contracts								
- 买入期权	- Options purchased	21	-	-	21	-	-	-	-
- 卖出期权	- Options written	-	-	-	-	(24)	-	-	(24)
		<u>15,807</u>	<u>-</u>	<u>-</u>	<u>15,807</u>	<u>(14,339)</u>	<u>-</u>	<u>-</u>	<u>(14,339)</u>
利率合约	Interest rate contracts								
期货	Futures	2	-	-	2	(6)	-	-	(6)
掉期	Swaps	1,420	-	18	1,438	(2,178)	(1,769)	(15)	(3,962)
利率期权合约	Interest rate option contracts								
- 卖出债券期权	- Bond options written	-	-	-	-	(25)	-	-	(25)
		<u>1,422</u>	<u>-</u>	<u>18</u>	<u>1,440</u>	<u>(2,209)</u>	<u>(1,769)</u>	<u>(15)</u>	<u>(3,993)</u>
贵金属合约	Bullion contracts	244	-	-	244	(92)	-	-	(92)
股份权益合约	Equity contracts	1,142	-	-	1,142	(1,142)	-	-	(1,142)
总计	Total	<u>18,615</u>	<u>-</u>	<u>18</u>	<u>18,633</u>	<u>(17,782)</u>	<u>(1,769)</u>	<u>(15)</u>	<u>(19,566)</u>

财务报表附注 (续) Notes to the Financial Statements (continued)

22. 衍生金融工具及对冲会计 (续) 22. Derivative financial instruments and hedge accounting (continued)

(a) 衍生金融工具 (续) (a) Derivative financial instruments (continued)

		本银行 The Bank 2007							
		公允价值资产 Fair value assets			公允价值负债 Fair value liabilities				
		买卖 Trading	风险对冲 Hedging	不符合采用 对冲会计法 Not qualified for hedge accounting	总计 Total	买卖 Trading	风险对冲 Hedging	不符合采用 对冲会计法 Not qualified for hedge accounting	总计 Total
		港币百万元 HK\$m	港币百万元 HK\$m	港币百万元 HK\$m	港币百万元 HK\$m	港币百万元 HK\$m	港币百万元 HK\$m	港币百万元 HK\$m	港币百万元 HK\$m
汇率合约	Exchange rate contracts								
即期及远期	Spot and forwards	12,100	-	-	12,100	(7,705)	-	-	(7,705)
掉期	Swaps	265	-	-	265	(617)	-	-	(617)
外汇交易期权合约	Foreign currency option contracts								
- 买入期权	- Options purchased	48	-	-	48	-	-	-	-
- 卖出期权	- Options written	-	-	-	-	(51)	-	-	(51)
		<u>12,413</u>	<u>-</u>	<u>-</u>	<u>12,413</u>	<u>(8,373)</u>	<u>-</u>	<u>-</u>	<u>(8,373)</u>
利率合约	Interest rate contracts								
掉期	Swaps	502	10	3	515	(811)	(124)	(6)	(941)
利率期权合约	Interest rate option contracts								
- 卖出掉期期权	- Swaptions written	-	-	-	-	(17)	-	-	(17)
- 卖出债券期权	- Bond options written	-	-	-	-	(23)	-	-	(23)
		<u>502</u>	<u>10</u>	<u>3</u>	<u>515</u>	<u>(851)</u>	<u>(124)</u>	<u>(6)</u>	<u>(981)</u>
贵金属合约	Bullion contracts	<u>772</u>	<u>-</u>	<u>-</u>	<u>772</u>	<u>(1,108)</u>	<u>-</u>	<u>-</u>	<u>(1,108)</u>
股份权益合约	Equity contracts	<u>272</u>	<u>-</u>	<u>-</u>	<u>272</u>	<u>(326)</u>	<u>-</u>	<u>-</u>	<u>(326)</u>
总计	Total	<u>13,959</u>	<u>10</u>	<u>3</u>	<u>13,972</u>	<u>(10,658)</u>	<u>(124)</u>	<u>(6)</u>	<u>(10,788)</u>

财务报表附注 (续) Notes to the Financial Statements (continued)

22. 衍生金融工具及
对冲会计 (续)

22. Derivative financial instruments and hedge accounting (continued)

(a) 衍生金融工具 (续)

(a) Derivative financial instruments (continued)

上述衍生金融工具之
信贷风险加权数额如
下:

The credit risk weighted amounts of the above derivative financial instruments are as follows:

		本集团 The Group	
		2008	2007
		港币百万元 HK\$m	港币百万元 HK\$m
汇率合约	Exchange rate contracts		
远期合约	Forwards	318	1,017
掉期	Swaps	1,377	492
外汇交易期权合约	Foreign currency option contracts		
- 买入期权	- Options purchased	4	19
利率合约	Interest rate contracts		
期货	Futures	2	-
掉期	Swaps	577	104
贵金属合约	Bullion contracts	5	63
股份权益合约	Equity contracts	37	49
		2,320	1,744

		本银行 The Bank	
		2008	2007
		港币百万元 HK\$m	港币百万元 HK\$m
汇率合约	Exchange rate contracts		
远期合约	Forwards	313	1,011
掉期	Swaps	1,368	487
外汇交易期权合约	Foreign currency option contracts		
- 买入期权	- Options purchased	5	19
利率合约	Interest rate contracts		
掉期	Swaps	572	93
贵金属合约	Bullion contracts	5	63
股份权益合约	Equity contracts	37	52
		2,300	1,725

财务报表附注 (续) Notes to the Financial Statements (continued)

22. 衍生金融工具及 对冲会计 (续)

22. Derivative financial instruments and hedge accounting (continued)

(a) 衍生金融工具 (续)

信贷风险加权数额是根据《银行业(资本)规则》计算。计算之金额与交易对手之情况及各类合约之期限特征有关。

双边净额结算安排对衍生金融工具之公允价值或信贷风险加权数额并没有影响。

本集团及本银行分别约 69% (2007 年: 52%) 及 70% (2007 年: 52%) 的衍生金融工具交易是与其他金融机构签订的。

(a) Derivative financial instruments (continued)

The credit risk weighted amounts are the amounts that have been calculated in accordance with the Banking (Capital) Rules. The amounts calculated are dependent upon the status of the counterparty and the maturity characteristics of each type of contract.

There is no effect of bilateral netting agreement on the fair values or the credit risk-weighted amounts of the derivative financial instruments.

Approximately 69% (2007: 52%) and 70% (2007: 52%) of the Group's and the Bank's transactions in derivative contracts are conducted with other financial institutions respectively.

(b) 对冲会计

本集团将全部持有作为风险对冲之衍生金融工具界定为公允价值风险对冲。

本集团利用利率掉期合约对冲由市场利率引致的金融资产公允价值变动。

公允价值风险对冲于年内之收益或亏损如下:

(b) Hedge accounting

The Group designated all derivatives held for hedging as fair value hedges.

The Group uses interest rate swaps to hedge against change in fair value of financial assets arising from movements in market rates.

Gains or losses on fair value hedges for the year are as follows:

	本集团 The Group		本银行 The Bank	
	2008 港币百万元 HK\$m	2007 港币百万元 HK\$m	2008 港币百万元 HK\$m	2007 港币百万元 HK\$m
净收益 / (亏损)				
- 风险对冲工具	(1,656)	(125)	(1,656)	(116)
- 被对冲项目	1,677	114	1,677	105
	<u>21</u>	<u>(11)</u>	<u>21</u>	<u>(11)</u>

财务报表附注（续）

Notes to the Financial Statements (continued)

23. 贷款及其他账项

23. Advances and other accounts

		本集团 The Group		本银行 The Bank	
		2008	2007	2008	2007
		港币百万元 HK\$m	港币百万元 HK\$m	港币百万元 HK\$m	港币百万元 HK\$m
个人贷款	Personal loans and advances	151,746	141,686	123,956	114,816
公司贷款	Corporate loans and advances	309,428	271,354	253,288	220,391
客户贷款	Advances to customers	461,174	413,040	377,244	335,207
贷款减值准备	Loan impairment allowances				
- 按个别评估	- Individually assessed	(800)	(381)	(531)	(306)
- 按组合评估	- Collectively assessed	(1,501)	(1,004)	(1,013)	(648)
		458,873	411,655	375,700	334,253
贸易票据	Trade bills	7,609	5,334	6,422	4,421
银行及其他金融机构贷款	Advances to banks and other financial institutions	3,738	3,223	3,738	3,222
总计	Total	470,220	420,212	385,860	341,896

于2008年12月31日，本集团及本银行之客户贷款包括总贷款应计利息分别为港币12.93亿元（2007年：港币14.54亿元）及港币10.58亿元（2007年：港币12.09亿元）。

于2008年12月31日及2007年12月31日，对贸易票据和银行及其他金融机构之贷款并无作出任何贷款减值准备。

As at 31 December 2008, advances to customers of the Group and the Bank included accrued interest on gross advances of HK\$1,293 million (2007: HK\$1,454 million) and HK\$1,058 million (2007: HK\$1,209 million) respectively.

As at 31 December 2008 and 2007, no impairment allowance was made in respect of trade bills and advances to banks and other financial institutions.

财务报表附注 (续) Notes to the Financial Statements (continued)

24. 贷款减值准备 24. Loan impairment allowances

		本集团 The Group		
		2008		
		按个别评估 Individual assessment		
		个人 Personal	公司 Corporate	总计 Total
		港币百万元 HK\$m	港币百万元 HK\$m	港币百万元 HK\$m
于2008年1月1日	At 1 January 2008	82	299	381
于收益表(拨回)/拨备(附注10)	(Credited)/charged to income statement (Note 10)	(30)	38	8
年内核销之未收回贷款	Loans written off during the year as uncollectible	(13)	(286)	(299)
收回已撤销账项	Recoveries	33	689	722
折现减值回拨	Unwind of discount on allowance	(1)	(11)	(12)
于2008年12月31日	At 31 December 2008	71	729	800
		本银行 The Bank		
		2008		
		按个别评估 Individual assessment		
		个人 Personal	公司 Corporate	总计 Total
		港币百万元 HK\$m	港币百万元 HK\$m	港币百万元 HK\$m
于2008年1月1日	At 1 January 2008	76	230	306
于收益表拨回	Credited to income statement	(22)	(142)	(164)
年内核销之未收回贷款	Loans written off during the year as uncollectible	(11)	(246)	(257)
收回已撤销账项	Recoveries	27	630	657
折现减值回拨	Unwind of discount on allowance	(1)	(10)	(11)
于2008年12月31日	At 31 December 2008	69	462	531

财务报表附注 (续) Notes to the Financial Statements (continued)

24. 贷款减值准备 (续) 24. Loan impairment allowances (continued)

		本集团 The Group		
		2007		
		按个别评估 Individual assessment		
		个人 Personal	公司 Corporate	总计 Total
		港币百万元 HK\$m	港币百万元 HK\$m	港币百万元 HK\$m
于 2007 年 1 月 1 日	At 1 January 2007	117	429	546
于收益表拨回 (附注 10)	Credited to income statement (Note 10)	(52)	(1,228)	(1,280)
年内核销之未收回贷款	Loans written off during the year as uncollectible	(27)	(145)	(172)
收回已撤销账项	Recoveries	50	1,261	1,311
折现减值回拨	Unwind of discount on allowance	(6)	(18)	(24)
于 2007 年 12 月 31 日	At 31 December 2007	<u>82</u>	<u>299</u>	<u>381</u>
		本银行 The Bank		
		2007		
		按个别评估 Individual assessment		
		个人 Personal	公司 Corporate	总计 Total
		港币百万元 HK\$m	港币百万元 HK\$m	港币百万元 HK\$m
于 2007 年 1 月 1 日	At 1 January 2007	108	362	470
于收益表拨回	Credited to income statement	(27)	(1,068)	(1,095)
年内核销之未收回贷款	Loans written off during the year as uncollectible	(25)	(123)	(148)
收回已撤销账项	Recoveries	25	1,076	1,101
折现减值回拨	Unwind of discount on allowance	(5)	(17)	(22)
于 2007 年 12 月 31 日	At 31 December 2007	<u>76</u>	<u>230</u>	<u>306</u>

财务报表附注 (续) Notes to the Financial Statements (continued)

24. 贷款减值准备 (续) 24. Loan impairment allowances (continued)

		本集团 The Group		
		2008		
		按组合评估 Collective assessment		
		个人 Personal	公司 Corporate	总计 Total
		港币百万元 HK\$m	港币百万元 HK\$m	港币百万元 HK\$m
于 2008 年 1 月 1 日	At 1 January 2008	173	831	1,004
于收益表拨备 (附注 10)	Charged to income statement (Note 10)	156	497	653
年内核销之未收回贷款	Loans written off during the year as uncollectible	(175)	(1)	(176)
收回已撤销账项	Recoveries	28	-	28
折现减值回拨	Unwind of discount on allowance	(3)	(5)	(8)
于 2008 年 12 月 31 日	At 31 December 2008	179	1,322	1,501
		本银行 The Bank		
		2008		
		按组合评估 Collective assessment		
		个人 Personal	公司 Corporate	总计 Total
		港币百万元 HK\$m	港币百万元 HK\$m	港币百万元 HK\$m
于 2008 年 1 月 1 日	At 1 January 2008	91	557	648
于收益表 (拨回) / 拨备	(Credited)/charged to income statement	(2)	375	373
年内核销之未收回贷款	Loans written off during the year as uncollectible	-	-	-
收回已撤销账项	Recoveries	-	-	-
折现减值回拨	Unwind of discount on allowance	(3)	(5)	(8)
于 2008 年 12 月 31 日	At 31 December 2008	86	927	1,013

财务报表附注 (续) Notes to the Financial Statements (continued)

24. 贷款减值准备 (续) 24. Loan impairment allowances (continued)

		本集团 The Group		
		2007		
		按组合评估 Collective assessment		
		个人 Personal	公司 Corporate	总计 Total
		港币百万元 HK\$m	港币百万元 HK\$m	港币百万元 HK\$m
于 2007 年 1 月 1 日	At 1 January 2007	107	450	557
于收益表拨备 (附注 10)	Charged to income statement (Note 10)	197	398	595
年内核销之未收回贷款	Loans written off during the year as uncollectible	(155)	-	(155)
收回已撤销账项	Recoveries	30	-	30
折现减值回拨	Unwind of discount on allowance	(6)	(17)	(23)
于 2007 年 12 月 31 日	At 31 December 2007	173	831	1,004
		本银行 The Bank		
		2007		
		按组合评估 Collective assessment		
		个人 Personal	公司 Corporate	总计 Total
		港币百万元 HK\$m	港币百万元 HK\$m	港币百万元 HK\$m
于 2007 年 1 月 1 日	At 1 January 2007	31	305	336
于收益表拨备	Charged to income statement	65	261	326
年内核销之未收回贷款	Loans written off during the year as uncollectible	-	-	-
收回已撤销账项	Recoveries	-	-	-
折现减值回拨	Unwind of discount on allowance	(5)	(9)	(14)
于 2007 年 12 月 31 日	At 31 December 2007	91	557	648

财务报表附注 (续) Notes to the Financial Statements (continued)

25. 证券投资 25. Investment in securities

	本集团 The Group		本银行 The Bank	
	2008 港币百万元 HK\$m	2007 港币百万元 HK\$m	2008 港币百万元 HK\$m	2007 港币百万元 HK\$m
(a) 可供出售证券	(a) Available-for-sale securities			
债务证券, 按公允价值入账	Debt securities, at fair value			
- 于香港上市	4,588	3,659	3,864	3,500
- 于海外上市	44,692	18,455	44,128	18,203
	49,280	22,114	47,992	21,703
- 非上市	121,655	77,959	118,601	75,627
	170,935	100,073	166,593	97,330
股份证券, 按公允价值入账	Equity securities, at fair value			
- 非上市	430	445	99	62
	171,365	100,518	166,692	97,392
(b) 持有至到期日证券	(b) Held-to-maturity securities			
上市, 按摊销成本入账	Listed, at amortised cost			
- 于香港上市	4,082	4,107	3,460	3,525
- 于海外上市	21,302	21,078	18,646	19,279
	25,384	25,185	22,106	22,804
非上市, 按摊销成本入账	84,449	141,925	72,151	129,751
	109,833	167,110	94,257	152,555
减值准备	(4,440)	(1,682)	(4,440)	(1,682)
	105,393	165,428	89,817	150,873
(c) 贷款及应收款	(c) Loans and receivables			
非上市, 按摊销成本入账	12,595	31,102	8,444	22,784
总计	289,353	297,048	264,953	271,049
持有至到期日之上市证券市值	24,354	24,776	21,248	22,418

财务报表附注 (续) Notes to the Financial Statements (continued)

25. 证券投资 (续) 25. Investment in securities (continued)

证券投资按发行机构之分类如下:

Investment in securities is analysed by type of issuer as follows:

		本集团 The Group			
		2008			
		持有至			
		可供出售证券	到期日证券	贷款及应收款	总计
		Available-for-sale securities	Held-to-maturity securities	Loans and receivables	Total
		港币百万元 HK\$m	港币百万元 HK\$m	港币百万元 HK\$m	港币百万元 HK\$m
主权政府	Sovereigns	70,274	1,079	-	71,353
公共机构	Public sector entities	9,202	12,481	-	21,683
银行及其他金融机构	Banks and other financial institutions	70,576	71,426	12,595	154,597
公司企业	Corporate entities	21,313	20,407	-	41,720
		171,365	105,393	12,595	289,353

		本集团 The Group			
		2007			
		持有至			
		可供出售证券	到期日证券	贷款及应收款	总计
		Available-for-sale securities	Held-to-maturity securities	Loans and receivables	Total
		港币百万元 HK\$m	港币百万元 HK\$m	港币百万元 HK\$m	港币百万元 HK\$m
主权政府	Sovereigns	13,402	1,814	-	15,216
公共机构	Public sector entities	9,673	20,530	-	30,203
银行及其他金融机构	Banks and other financial institutions	43,854	108,547	31,102	183,503
公司企业	Corporate entities	33,589	34,537	-	68,126
		100,518	165,428	31,102	297,048

财务报表附注 (续) **Notes to the Financial Statements (continued)**

25. 证券投资 (续) **25. Investment in securities (continued)**

		本银行 The Bank			
		2008			
		持有至			
		可供出售证券	到期日证券	贷款及应收款	总计
		Available-for-sale securities	Held-to-maturity securities	Loans and receivables	Total
		港币百万元 HK\$m	港币百万元 HK\$m	港币百万元 HK\$m	港币百万元 HK\$m
主权政府	Sovereigns	69,433	979	-	70,412
公共机构	Public sector entities	9,202	11,543	-	20,745
银行及其他金融机构	Banks and other financial institutions	68,848	58,932	8,444	136,224
公司企业	Corporate entities	19,209	18,363	-	37,572
		166,692	89,817	8,444	264,953

		本银行 The Bank			
		2007			
		持有至			
		可供出售证券	到期日证券	贷款及应收款	总计
		Available-for-sale securities	Held-to-maturity securities	Loans and receivables	Total
		港币百万元 HK\$m	港币百万元 HK\$m	港币百万元 HK\$m	港币百万元 HK\$m
主权政府	Sovereigns	12,713	1,615	-	14,328
公共机构	Public sector entities	9,673	18,823	-	28,496
银行及其他金融机构	Banks and other financial institutions	43,047	98,225	22,784	164,056
公司企业	Corporate entities	31,959	32,210	-	64,169
		97,392	150,873	22,784	271,049

财务报表附注 (续) Notes to the Financial Statements (continued)

25. 证券投资 (续) 25. Investment in securities (continued)

证券投资之变动摘要如下:

The movements in investment in securities are summarised as follows:

		本集团 The Group		
		2008		
		可供出售证券 Available-for-sale securities	持有至到期日证券 Held-to-maturity securities	贷款及应收款 Loans and receivables
		港币百万元 HK\$m	港币百万元 HK\$m	港币百万元 HK\$m
于 2008 年 1 月 1 日	At 1 January 2008	100,518	165,428	31,102
增加	Additions	182,457	56,121	33,918
处置、赎回及到期	Disposals, redemptions and maturity	(101,229)	(106,014)	(52,627)
摊销	Amortisation	544	(1,042)	640
公允价值变动	Change in fair value	(7,691)	-	-
减值亏损	Impairment losses	-	(4,061)	-
汇兑差异	Exchange differences	(3,234)	(5,039)	(438)
		171,365	105,393	12,595
于 2008 年 12 月 31 日	At 31 December 2008			
		本集团 The Group		
		2007		
		可供出售证券 Available-for-sale securities	持有至到期日证券 Held-to-maturity securities	贷款及应收款 Loans and receivables
		港币百万元 HK\$m	港币百万元 HK\$m	港币百万元 HK\$m
于 2007 年 1 月 1 日	At 1 January 2007	100,389	165,588	36,114
增加	Additions	103,595	93,912	59,147
处置、赎回及到期	Disposals, redemptions and maturity	(104,590)	(94,989)	(65,713)
摊销	Amortisation	378	225	1,472
公允价值变动	Change in fair value	(803)	-	-
减值亏损	Impairment losses	-	(1,844)	-
汇兑差异	Exchange differences	1,549	2,536	82
		100,518	165,428	31,102
于 2007 年 12 月 31 日	At 31 December 2007			

财务报表附注 (续) Notes to the Financial Statements (continued)

25. 证券投资 (续) 25. Investment in securities (continued)

		本银行 The Bank		
		2008		
		可供出售证券 Available-for-sale securities	持有至到期日证券 Held-to-maturity securities	贷款及应收款 Loans and receivables
		港币百万元 HK\$m	港币百万元 HK\$m	港币百万元 HK\$m
于 2008 年 1 月 1 日	At 1 January 2008	97,392	150,873	22,784
增加	Additions	173,453	35,635	11,888
处置、赎回及到期	Disposals, redemptions and maturity	(93,770)	(87,204)	(26,500)
摊销	Amortisation	524	(1,104)	302
公平值变动	Change in fair value	(7,676)	-	-
减值亏损	Impairment losses	-	(4,061)	-
汇兑差异	Exchange differences	(3,231)	(4,322)	(30)
于 2008 年 12 月 31 日	At 31 December 2008	166,692	89,817	8,444

		本银行 The Bank		
		2007		
		可供出售证券 Available-for-sale securities	持有至到期日证券 Held-to-maturity securities	贷款及应收款 Loans and receivables
		港币百万元 HK\$m	港币百万元 HK\$m	港币百万元 HK\$m
于 2007 年 1 月 1 日	At 1 January 2007	97,514	146,473	30,750
增加	Additions	99,422	77,610	40,692
处置、赎回及到期	Disposals, redemptions and maturity	(100,624)	(73,799)	(49,841)
摊销	Amortisation	357	157	1,184
公平值变动	Change in fair value	(812)	-	-
减值亏损	Impairment losses	-	(1,844)	-
汇兑差异	Exchange differences	1,535	2,276	(1)
于 2007 年 12 月 31 日	At 31 December 2007	97,392	150,873	22,784

财务报表附注 (续) Notes to the Financial Statements (continued)

25. 证券投资 (续) 25. Investment in securities (continued)

可供出售及持有至到期日
证券分类如下:

Available-for-sale and held-to-maturity securities are analysed as follows:

		本集团 The Group			
		可供出售证券 Available-for-sale securities		持有至到期日证券 Held-to-maturity securities	
		2008	2007	2008	2007
		港币百万元 HK\$m	港币百万元 HK\$m	港币百万元 HK\$m	港币百万元 HK\$m
库券	Treasury bills	60,980	9,396	100	200
持有之存款证	Certificates of deposit held	7,355	7,466	11,376	11,988
其他	Others	103,030	83,656	93,917	153,240
		171,365	100,518	105,393	165,428

		本银行 The Bank			
		可供出售证券 Available-for-sale securities		持有至到期日证券 Held-to-maturity securities	
		2008	2007	2008	2007
		港币百万元 HK\$m	港币百万元 HK\$m	港币百万元 HK\$m	港币百万元 HK\$m
库券	Treasury bills	60,140	8,708	-	-
持有之存款证	Certificates of deposit held	6,523	6,748	8,925	9,405
其他	Others	100,029	81,936	80,892	141,468
		166,692	97,392	89,817	150,873

持有至到期日证券之减值
准备变动摘要如下:

The movements in impairment allowances on held-to-maturity securities are summarised as follows:

		本集团及本银行 The Group and the Bank	
		2008	2007
		港币百万元 HK\$m	港币百万元 HK\$m
于1月1日	At 1 January	1,682	-
拨备于收益表内(附注10)	Charged to income statement (Note 10)	4,061	1,844
处置	Disposals	(1,303)	(162)
于12月31日	At 31 December	4,440	1,682

财务报表附注 (续)

Notes to the Financial Statements (continued)

26. 附属公司权益

26. Interests in subsidiaries

		本银行 The Bank	
		2008	2007
		港币百万元 HK\$m	港币百万元 HK\$m
非上市股份, 按成本值入账 减: 减值准备	Unlisted shares, at cost Less: Provision for impairment in value	12,190 (22)	12,423 (21)
应收附属公司款项	Amounts due from subsidiaries	12,168 233	12,402 464
		12,401	12,866

于 2008 年 12 月 31 日之主要附属公司呈列如下:

The following is a list of principal subsidiaries as at 31 December 2008:

名称 Name	注册及营业地点 Country of incorporation & place of operation	已发行股本 Particulars of issued share capital	持有权益 Interest held	主要业务 Principal activities
南洋商业银行有限公司 Nanyang Commercial Bank, Limited	香港 Hong Kong	6,000,000 普通股每股面值港币 100 元 6,000,000 ordinary shares of HK\$100 each	100%	银行业务 Banking business
集友银行有限公司 Chiyu Banking Corporation Limited	香港 Hong Kong	3,000,000 普通股每股面值港币 100 元 3,000,000 ordinary shares of HK\$100 each	70.49%	银行业务 Banking business
中银信用卡(国际)有限公司 BOC Credit Card (International) Limited	香港 Hong Kong	4,800,000 普通股每股面值港币 100 元 4,800,000 ordinary shares of HK\$100 each	100%	信用卡服务 Credit card services
宝生期货有限公司 Po Sang Futures Limited	香港 Hong Kong	250,000 普通股每股面值港币 100 元 250,000 ordinary shares of HK\$100 each	*100%	商品经纪 Commodities brokerage

* 本银行间接持有股份

* Shares held indirectly by the Bank

财务报表附注 (续) Notes to the Financial Statements (continued)

27. 联营公司权益 27. Interests in associates

		本集团 The Group	
		2008	2007
		港币百万元 HK\$m	港币百万元 HK\$m
于 1 月 1 日	At 1 January	83	60
投资成本增加	Investment cost addition	-	24
应占盈利	Share of result	9	4
应占税项	Share of tax	(2)	(1)
已收股息	Dividends received	(2)	(3)
联营公司清盘分派	Dissolution of an associate	-	(1)
于 12 月 31 日	At 31 December	88	83

于 2008 年 12 月 31 日，本银行持有港币 1.3 千万元（2007：港币 1.3 千万元）之非上市联营公司之股票，相应之减值拨备为港币 1 百万元（2007：港币 1 百万元）。

As at 31 December 2008, the Bank held HK\$13 million (2007: HK\$13 million) of unlisted shares in its associates with HK\$1 million (2007: HK\$1 million) of provision for impairment in value.

财务报表附注 (续) Notes to the Financial Statements (continued)
27. 联营公司权益 (续) 27. Interests in associates (continued)

本集团之联营公司均为非上市公司，主要联营公司呈列如下：

The Group's interests in its associates, all of which are unlisted, are as follows:

名称 Name	中华保险 顾问有限公司 CJM Insurance Brokers Limited	银联通宝有限公司 Joint Electronic Teller Services Limited	中银金融商务有限公司 BOC Services Company Limited			
注册地点 Place of incorporation	2008 年及 2007 年 2008 and 2007 香港 Hong Kong	2008 年及 2007 年 2008 and 2007 香港 Hong Kong	2008 年及 2007 年 2008 and 2007 中国 PRC			
已发行股本 / 注册资本 Particulars of issued share capital/registered capital	6,000,000 普通股 每股面值 港币 1 元 6,000,000 ordinary shares of HK\$1 each	100,238 普通股 每股面值 港币 100 元 100,238 ordinary shares of HK\$100 each	注册资本 人民币 50,000,000 元 Registered capital RMB 50,000,000			
主要业务 Principal activities	保险经纪 Insurance broker	自动柜员机服务及 银行私人讯息转换网络 Operation of a private inter-bank message switching network in respect of ATM services	信用卡后台服务支援 Credit card back-end service support			
	2008 港币千元 HK\$'000	2007 港币千元 HK\$'000	2008 港币千元 HK\$'000	2007 港币千元 HK\$'000	2008 港币千元 HK\$'000	2007 港币千元 HK\$'000
资产 Assets	47,846	64,331	371,144	354,104	108,145	53,677
负债 Liabilities	35,310	51,815	86,283	77,593	45,250	-
收入 Revenues	11,389	10,330	75,297	70,033	118,274	-
除税后溢利 Profit after taxation	1,519	1,481	34,752	33,649	5,166	-
	2008	2007	2008	2007	2008	2007
持有权益 Interest held	33.33%	33.33%	19.96%	19.96%	45.00%	45.00%

财务报表附注 (续) Notes to the Financial Statements (continued)

28. 投资物业

28. Investment properties

		本集团 The Group		本银行 The Bank	
		2008	2007	2008	2007
		港币百万元 HK\$'m	港币百万元 HK\$'m	港币百万元 HK\$'m	港币百万元 HK\$'m
于 1 月 1 日	At 1 January	8,058	7,481	7,595	6,992
出售	Disposals	(186)	(200)	(160)	(123)
公平值 (亏损) / 收益 (附注 12)	Fair value (losses)/gains (Note 12)	(132)	1,056	(194)	988
重新分类 (转至) / 转出 物业、厂房及设备 (附注 29)	Reclassification (to)/from properties, plant and equipment (Note 29)	(13)	(279)	38	(262)
于 12 月 31 日	At 31 December	7,727	8,058	7,279	7,595

于 2008 年 12 月 31 日，列于资产负债表内之投资物业，乃依据独立特许测量师莱坊测计师行有限公司于 2008 年 12 月 31 日以公平值为基准所进行之专业估值。

As at 31 December 2008, investment properties are included in the balance sheets at valuation carried out at 31 December 2008 on the basis of their fair value by an independent firm of chartered surveyors, Knight Frank Petty Limited.

投资物业之账面值按租约剩余期限分析如下：

The carrying value of investment properties is analysed based on the remaining terms of the leases as follows:

		本集团 The Group		本银行 The Bank	
		2008	2007	2008	2007
		港币百万元 HK\$'m	港币百万元 HK\$'m	港币百万元 HK\$'m	港币百万元 HK\$'m
在香港持有	Held in Hong Kong				
长期租约 (超过 50 年)	On long-term lease (over 50 years)	7,040	7,251	6,808	7,051
中期租约 (10 年至 50 年)	On medium-term lease (10 – 50 years)	505	528	286	301
短期租约 (少于 10 年)	On short-term lease (less than 10 years)	-	48	-	48
在海外持有	Held outside Hong Kong				
长期租约 (超过 50 年)	On long-term lease (over 50 years)	1	3	1	3
中期租约 (10 年至 50 年)	On medium-term lease (10 – 50 years)	177	224	184	192
短期租约 (少于 10 年)	On short-term lease (less than 10 years)	4	4	-	-
		7,727	8,058	7,279	7,595

财务报表附注 (续)

Notes to the Financial Statements (continued)

29. 物业、厂房及设备

29. Properties, plant and equipment

		本集团 The Group		
		房产 Premises	设备、固定 设施及装备 Equipment, fixtures and fittings	总计 Total
		港币百万元 HK\$'m	港币百万元 HK\$'m	港币百万元 HK\$'m
于 2008 年 1 月 1 日之 账面净值	Net book value at 1 January 2008	20,783	2,505	23,288
增置	Additions	42	772	814
出售	Disposals	(68)	(5)	(73)
重估	Revaluation	(265)	-	(265)
本年度折旧 (附注 11)	Depreciation for the year (Note 11)	(400)	(590)	(990)
由投资物业重新分类转入 (附注 28)	Reclassification from investment properties (Note 28)	13	-	13
汇兑差额	Exchange difference	-	1	1
于 2008 年 12 月 31 日之 账面净值	Net book value at 31 December 2008	20,105	2,683	22,788
于 2008 年 12 月 31 日 成本或估值	At 31 December 2008 Cost or valuation	20,105	6,209	26,314
累计折旧及准备	Accumulated depreciation and impairment	-	(3,526)	(3,526)
于 2008 年 12 月 31 日之 账面净值	Net book value at 31 December 2008	20,105	2,683	22,788
于 2007 年 1 月 1 日之 账面净值	Net book value at 1 January 2007	17,906	1,829	19,735
增置	Additions	-	1,145	1,145
出售	Disposals	(16)	(17)	(33)
重估	Revaluation	2,946	-	2,946
本年度折旧 (附注 11)	Depreciation for the year (Note 11)	(332)	(453)	(785)
由投资物业重新分类转入 (附注 28)	Reclassification from investment properties (Note 28)	279	-	279
汇兑差额	Exchange difference	-	1	1
于 2007 年 12 月 31 日之 账面净值	Net book value at 31 December 2007	20,783	2,505	23,288
于 2007 年 12 月 31 日 成本或估值	At 31 December 2007 Cost or valuation	20,783	5,615	26,398
累计折旧及准备	Accumulated depreciation and impairment	-	(3,110)	(3,110)
于 2007 年 12 月 31 日之 账面净值	Net book value at 31 December 2007	20,783	2,505	23,288

财务报表附注 (续)

Notes to the Financial Statements (continued)

29. 物业、厂房及设备
(续)

29. Properties, plant and equipment (continued)

		本集团 The Group		
		房产 Premises	设备、固定 设施及装备 Equipment, fixtures and fittings	总计 Total
		港币百万元 HK\$m	港币百万元 HK\$m	港币百万元 HK\$m
上述资产之成本值或估值分 析如下:	The analysis of cost or valuation of the above assets is as follows:			
于 2008 年 12 月 31 日	At 31 December 2008			
按成本值	At cost	-	6,209	6,209
按估值	At valuation	20,105	-	20,105
		20,105	6,209	26,314
于 2007 年 12 月 31 日	At 31 December 2007			
按成本值	At cost	-	5,615	5,615
按估值	At valuation	20,783	-	20,783
		20,783	5,615	26,398

财务报表附注 (续)

Notes to the Financial Statements (continued)

29. 物业、厂房及设备
(续)

29. Properties, plant and equipment (continued)

		本银行 The Bank		
		房产 Premises	设备、固定 设施及装备 Equipment, fixtures and fittings	总计 Total
		港币百万元 HK\$m	港币百万元 HK\$m	港币百万元 HK\$m
于 2008 年 1 月 1 日之 账面净值	Net book value at 1 January 2008	15,974	2,287	18,261
增置	Additions	-	627	627
出售	Disposals	(66)	(4)	(70)
重估	Revaluation	(385)	-	(385)
本年度折旧	Depreciation for the year	(322)	(524)	(846)
由投资物业重新分类转入 (附注 28)	Reclassification from investment properties (Note 28)	(38)	-	(38)
于 2008 年 12 月 31 日之 账面净值	Net book value at 31 December 2008	<u>15,163</u>	<u>2,386</u>	<u>17,549</u>
于 2008 年 12 月 31 日 成本或估值	At 31 December 2008 Cost or valuation	15,163	5,442	20,605
累计折旧及准备	Accumulated depreciation and impairment	-	(3,056)	(3,056)
于 2008 年 12 月 31 日之 账面净值	Net book value at 31 December 2008	<u>15,163</u>	<u>2,386</u>	<u>17,549</u>
于 2007 年 1 月 1 日之 账面净值	Net book value at 1 January 2007	13,628	1,630	15,258
增置	Additions	-	1,070	1,070
出售	Disposals	-	(14)	(14)
重估	Revaluation	2,354	-	2,354
本年度折旧	Depreciation for the year	(270)	(399)	(669)
由投资物业重新分类转入 (附注 28)	Reclassification from investment properties (Note 28)	262	-	262
于 2007 年 12 月 31 日之 账面净值	Net book value at 31 December 2007	<u>15,974</u>	<u>2,287</u>	<u>18,261</u>
于 2007 年 12 月 31 日 成本或估值	At 31 December 2007 Cost or valuation	15,974	4,959	20,933
累计折旧及准备	Accumulated depreciation and impairment	-	(2,672)	(2,672)
于 2007 年 12 月 31 日之 账面净值	Net book value at 31 December 2007	<u>15,974</u>	<u>2,287</u>	<u>18,261</u>

财务报表附注 (续)

Notes to the Financial Statements (continued)

29. 物业、厂房及设备
(续)

29. Properties, plant and equipment (continued)

		本银行 The Bank		
		房产 Premises	设备、固定 设施及装备 Equipment, fixtures and fittings	总计 Total
		港币百万元 HK\$m	港币百万元 HK\$m	港币百万元 HK\$m
上述资产之成本值或估值分 析如下:	The analysis of cost or valuation of the above assets is as follows:			
于 2008 年 12 月 31 日	At 31 December 2008			
按成本值	At cost	-	5,442	5,442
按估值	At valuation	15,163	-	15,163
		15,163	5,442	20,605
于 2007 年 12 月 31 日	At 31 December 2007			
按成本值	At cost	-	4,959	4,959
按估值	At valuation	15,974	-	15,974
		15,974	4,959	20,933

房产之账面值按租约剩余
期限分析如下:

The carrying value of premises is analysed based on the remaining terms of the leases as follows:

		本集团 The Group		本银行 The Bank	
		2008	2007	2008	2007
		港币百万元 HK\$m	港币百万元 HK\$m	港币百万元 HK\$m	港币百万元 HK\$m
在香港持有	Held in Hong Kong				
长期租约 (超过 50 年)	On long-term lease (over 50 years)	12,825	12,955	9,418	9,562
中期租约 (10 年至 50 年)	On medium-term lease (10 – 50 years)	6,873	7,584	5,700	6,385
在海外持有	Held outside Hong Kong				
长期租约 (超过 50 年)	On long-term lease (over 50 years)	75	57	-	-
中期租约 (10 年至 50 年)	On medium-term lease (10 – 50 years)	306	170	45	27
短期租约 (少于 10 年)	On short-term lease (less than 10 years)	26	17	-	-
		20,105	20,783	15,163	15,974

财务报表附注 (续)

Notes to the Financial Statements (continued)

29. 物业、厂房及设备 (续)

29. Properties, plant and equipment (continued)

于2008年12月31日,列于资产负债表内之房产,乃依据独立特许测量师莱坊测计师行有限公司于2008年12月31日以公平值为基准所进行之专业估值。

As at 31 December 2008, premises are included in the balance sheets at valuation carried out at 31 December 2008 on the basis of their fair value by an independent firm of chartered surveyors, Knight Frank Petty Limited.

根据上述之重估结果,本集团及本银行之房产估值变动已分别于本集团及本银行之房产重估储备、收益表及少数股东权益确认如下:

As a result of the above-mentioned revaluations, changes in value of the Group's and the Bank's premises were recognised in the Group's and the Bank's premises revaluation reserve, the income statement and minority interests respectively as follows:

	本集团 The Group		本银行 The Bank	
	2008 港币百万元 HK\$m	2007 港币百万元 HK\$m	2008 港币百万元 HK\$m	2007 港币百万元 HK\$m
(借记)/贷记房产重估储备之重估(减值)/增值	(261)	2,908	(385)	2,336
于收益表内(拨备)/拨回之重估(减值)/增值(附注13)	(13)	21	-	18
贷记少数股东权益之重估增值	9	17	-	-
	(265)	2,946	(385)	2,354

于2008年12月31日,倘若房产按成本值扣减累计折旧及减值亏损列账,本集团及本银行之资产负债表内之房产之账面净值应分别为港币61.23亿元(2007年:港币60.72亿元)及港币47.87亿元(2007年:48.09亿元)。

As at 31 December 2008, the net book value of premises that would have been included in the Group's and the Bank's balance sheets had the assets been carried at cost less accumulated depreciation and impairment losses was HK\$6,123 million (2007: HK\$6,072 million) and HK\$4,787 million (2007: HK\$4,809 million) respectively.

财务报表附注 (续) Notes to the Financial Statements (continued)

30. 其他资产

30. Other assets

	本集团		本银行	
	The Group		The Bank	
	2008	2007	2008	2007
	港币百万元	港币百万元	港币百万元	港币百万元
	HK\$m	HK\$m	HK\$m	HK\$m
收回资产	124	76	116	64
Repossessed assets				
贵金属	1,347	1,741	1,347	1,741
Precious metals				
应收账款及预付费用	13,084	18,959	12,162	16,755
Accounts receivable and prepayments				
	14,555	20,776	13,625	18,560

31. 香港特别行政区流通纸币

31. Hong Kong SAR currency notes in circulation

香港特别行政区流通纸币由持有之香港特别行政区政府负债证明书之存款基金作担保。

The Hong Kong SAR currency notes in circulation are secured by deposit of funds in respect of which the Hong Kong SAR Government certificates of indebtedness are held.

财务报表附注 (续) Notes to the Financial Statements (continued)

32. 公允价值变化计入损益之金融负债 32. Financial liabilities at fair value through profit or loss

	本集团 The Group		本银行 The Bank	
	2008 港币百万元 HK\$m	2007 港币百万元 HK\$m	2008 港币百万元 HK\$m	2007 港币百万元 HK\$m
交易性负债				
- 外汇基金票据短盘 (附注 35)	12,141	3,492	11,494	2,915
界定为以公允价值变化计入 损益的金融负债				
- 结构性存款 (附注 33)	8,939	5,959	8,117	3,671
- 发行之存款证	858	1,954	858	1,530
	9,797	7,913	8,975	5,201
	21,938	11,405	20,469	8,116

2008年12月31日界定为以公允价值变化计入损益的金融负债的账面值比本集团及本银行于到期日约定支付予持有人之金额分别多港币5百万元及港币2千万元。2007年12月31日相关账面值比本集团及本银行于到期日约定支付予持有人之金额分别少港币4.4千万元及港币3.4千万元。由信贷风险变化引致公允价值变化计入损益之金融负债之公允价值变动金额(包括年内及累计至年底)并不重大。

The carrying amount of financial liabilities designated at fair value through profit or loss as at 31 December 2008 is more than the amount that the Group and the Bank would be contractually required to pay at maturity to the holders by HK\$5 million and HK\$20 million respectively, and it was less than the amount that the Group and the Bank would be contractually required to pay at maturity to the holders by HK\$44 million and HK\$34 million respectively as at 31 December 2007. The amount of change in the fair values of financial liabilities at fair value through profit or loss, during the year and cumulatively, attributable to changes in credit risk is insignificant.

财务报表附注 (续) Notes to the Financial Statements (continued)

33. 客户存款

33. Deposits from customers

		本集团 The Group		本银行 The Bank	
		2008 港币百万元 HK\$m	2007 港币百万元 HK\$m	2008 港币百万元 HK\$m	2007 港币百万元 HK\$m
往来、储蓄及其他存款(于资产负债表)	Current, savings and other deposit accounts (per balance sheet)	805,866	794,247	679,251	673,580
列为公允价值变化计入损益之金融负债的结构存款(附注 32)	Structured deposits reported as financial liabilities at fair value through profit or loss (Note 32)	8,939	5,959	8,117	3,671
		814,805	800,206	687,368	677,251
分类: 即期存款及往来存款	Analysed by: Demand deposits and current accounts				
- 公司客户	- corporate customers	35,946	32,715	29,650	27,929
- 个人客户	- individual customers	10,175	7,854	8,809	6,515
		46,121	40,569	38,459	34,444
储蓄存款	Savings deposits				
- 公司客户	- corporate customers	116,278	76,721	103,742	64,728
- 个人客户	- individual customers	261,355	209,985	228,370	180,358
		377,633	286,706	332,112	245,086
定期、短期及通知存款	Time, call and notice deposits				
- 公司客户	- corporate customers	153,376	172,860	125,130	143,623
- 个人客户	- individual customers	237,675	300,071	191,667	254,098
		391,051	472,931	316,797	397,721
		814,805	800,206	687,368	677,251

财务报表附注 (续) Notes to the Financial Statements (continued)

34. 其他账项及准备 34. Other accounts and provisions

	本集团 The Group		本银行 The Bank	
	2008 港币百万元 HK\$m	2007 港币百万元 HK\$m	2008 港币百万元 HK\$m	2007 港币百万元 HK\$m
应付股息	-	5,897	-	5,897
其他应付账项	33,086	32,663	27,479	25,472
准备	576	9	389	9
	33,662	38,569	27,868	31,378

35. 已抵押资产 35. Assets pledged as security

截至 2008 年 12 月 31 日，本集团及本银行之负债分别为港币 121.41 亿元及港币 114.94 亿元（2007 年：港币 34.92 亿元及港币 29.15 亿元）是以存放于中央保管系统以便利结算之资产作抵押。本集团及本银行为担保此等负债而质押之资产金额分别为港币 122.43 亿元及港币 115.95 亿元（2007 年：港币 38.36 亿元及港币 32.59 亿元），并于「交易性证券」及「可供出售证券」内列账。

As at 31 December 2008, liabilities of the Group and the Bank amounting to HK\$12,141 million and HK\$11,494 million respectively (2007: HK\$3,492 million and HK\$2,915 million) were secured by assets deposited with central depositories to facilitate settlement operations. The amount of assets pledged by the Group and the Bank to secure these liabilities was HK\$12,243 million and HK\$11,595 million respectively (2007: HK\$3,836 million and HK\$3,259 million) included in "Trading securities" and "Available-for-sale securities".

财务报表附注 (续)

Notes to the Financial Statements (continued)

36. 递延税项

36. Deferred taxation

递延税项是根据香港会计准则第12号「所得税」计算,就资产负债之税务基础与其在财务报表内账面值两者之暂时性差额作提拨。

Deferred tax is recognised in respect of the temporary differences arising between the tax bases of assets and liabilities and their carrying amounts in the financial statements in accordance with HKAS 12 "Income Taxes".

综合资产负债表内之递延税项资产及负债主要组合,以及其在年度内之变动如下:

The major components of deferred tax assets and liabilities recorded in the consolidated balance sheet, and the movements during the year are as follows:

		本集团 The Group					
		2008					
		加速折旧 免税额 Accelerated tax depreciation	资产重估 Asset revaluation	亏损 Losses	减值准备 Impairment allowance	其他 暂时性差额 Other temporary differences	总计 Total
		港币百万元 HK\$'m	港币百万元 HK\$'m	港币百万元 HK\$'m	港币百万元 HK\$'m	港币百万元 HK\$'m	港币百万元 HK\$'m
于2008年 1月1日	At 1 January 2008	533	3,777	(2)	(169)	(182)	3,957
于收益表内 支取/(拨回) (附注14)	Charged/(credited) to income statement (Note 14)	12	(200)	(17)	(85)	(75)	(365)
贷记权益及少数 股东权益	Credited to equity and minority interests	-	(113)	-	-	(727)	(840)
于2008年 12月31日	At 31 December 2008	545	3,464	(19)	(254)	(984)	2,752
		本银行 The Bank					
		2008					
		加速折旧 免税额 Accelerated tax depreciation	资产重估 Asset revaluation	减值准备 Impairment allowance	其他 暂时性差额 Other temporary differences	总计 Total	
		港币百万元 HK\$'m	港币百万元 HK\$'m	港币百万元 HK\$'m	港币百万元 HK\$'m	港币百万元 HK\$'m	
于2008年 1月1日	At 1 January 2008	507	3,133	(106)	(182)	3,352	
于收益表内 支取/(拨回)	Charged/(credited) to income statement	13	(181)	(66)	(34)	(268)	
贷记权益	Credited to equity	-	(154)	-	(703)	(857)	
于2008年 12月31日	At 31 December 2008	520	2,798	(172)	(919)	2,227	

财务报表附注 (续) Notes to the Financial Statements (continued)

36. 递延税项 (续) 36. Deferred taxation (continued)

		本集团 The Group					
		2007					
		加速折旧 免税额 Accelerated tax depreciation	资产重估 Asset revaluation	亏损 Losses	减值准备 Impairment allowance	其他 暂时性差额 Other temporary differences	总计 Total
		港币百万元 HK\$m	港币百万元 HK\$m	港币百万元 HK\$m	港币百万元 HK\$m	港币百万元 HK\$m	港币百万元 HK\$m
于 2007 年 1 月 1 日	At 1 January 2007	400	3,155	(3)	(89)	(74)	3,389
于收益表内 支取 / (拨回) (附注 14)	Charged/(credited) to income statement (Note 14)	133	143	1	(80)	1	198
借记 / (贷记) 权益及少数 股东权益	Charged/(credited) to equity and minority interests	-	479	-	-	(109)	370
于 2007 年 12 月 31 日	At 31 December 2007	533	3,777	(2)	(169)	(182)	3,957
		本银行 The Bank					
		2007					
		加速折旧 免税额 Accelerated tax depreciation	资产重估 Asset revaluation	减值准备 Impairment allowance	其他 暂时性差额 Other temporary differences	总计 Total	
		港币百万元 HK\$m	港币百万元 HK\$m	港币百万元 HK\$m	港币百万元 HK\$m	港币百万元 HK\$m	
于 2007 年 1 月 1 日	At 1 January 2007	374	2,606	(56)	(74)	2,850	
于收益表内 支取 / (拨回)	Charged/(credited) to income statement	133	137	(50)	2	222	
借记 / (贷记) 权益	Charged/(credited) to equity	-	390	-	(110)	280	
于 2007 年 12 月 31 日	At 31 December 2007	507	3,133	(106)	(182)	3,352	

财务报表附注 (续)

Notes to the Financial Statements (continued)

36. 递延税项 (续)

36. Deferred taxation (continued)

当有法定权利可将现有税项资产与现有税项负债抵销,而递延税项涉及同一财政机关,则可将个别法人的递延税项资产与递延税项负债互相抵销。下列在综合资产负债表内列账之金额,已计入适当抵销:

Deferred tax assets and liabilities are offset on an individual entity basis when there is a legal right to set off current tax assets against current tax liabilities and when the deferred taxation relates to the same authority. The following amounts, determined after appropriate offsetting, are shown in the consolidated balance sheet:

	本集团 The Group		本银行 The Bank	
	2008 港币百万元 HK\$m	2007 港币百万元 HK\$m	2008 港币百万元 HK\$m	2007 港币百万元 HK\$m
递延税项资产	(47)	(10)	(3)	-
递延税项负债	2,799	3,967	2,230	3,352
	2,752	3,957	2,227	3,352

	本集团 The Group		本银行 The Bank	
	2008 港币百万元 HK\$m	2007 港币百万元 HK\$m	2008 港币百万元 HK\$m	2007 港币百万元 HK\$m
递延税项资产 (超过 12 个月 后收回)	(47)	(10)	(3)	-
递延税项负债 (超过 12 个月 后支付)	3,762	4,115	3,139	3,500
	3,715	4,105	3,136	3,500

在年度内 (贷记) / 借记权益的递延税项如下:

The deferred tax (credited)/charged to equity during the year is as follow:

	本集团 The Group		本银行 The Bank	
	2008 港币百万元 HK\$m	2007 港币百万元 HK\$m	2008 港币百万元 HK\$m	2007 港币百万元 HK\$m
资本内的公平值储备:				
- 房产	(114)	476	(154)	390
- 可供出售证券	(727)	(109)	(703)	(110)
- 少数股东权益	1	3	-	-
	(840)	370	(857)	280

财务报表附注 (续) Notes to the Financial Statements (continued)

37. 后偿负债

37. Subordinated liabilities

本金 Principal amount	利率 Interest rate	到期日 Due date	本集团及本银行 The Group and The Bank	
			于 12 月 31 日 之账面值 Carrying amount at 31 December	
			2008 港币百万元 HK\$'m	2007 港币百万元 HK\$'m
后偿贷款 Subordinated loans				
6.6 亿欧元 EUR 660m	6 个月欧元银行同业拆息+ 0.85%* 6-month EURIBOR + 0.85%*	2018 年 6 月 June 2018	7,210	-
25 亿美元 USD 2,500m	6 个月伦敦银行同业拆息+ 2.00%** 6-month LIBOR+ 2.00%**	2018 年 12 月 December 2018	19,394	-
			26,604	-

2008 年间，本银行获得间接控股公司中国银行提供浮动息率的后偿贷款。后偿贷款可于首 5 年贷款期后在借款人之选择下偿还。按监管要求可作为附加资本之后偿贷款金额，于附注 4.4(b) 中列示。

During 2008, BOCHK obtained floating-rate subordinated loans from BOC, the intermediate holding company. The subordinated loans are repayable prior to maturity after the first 5-year tenure at the option of the borrower. Amounts qualified as supplementary capital for regulatory purposes as shown in Note 4.4(b).

* 利息每6个月支付一次，首5年利率为6个月欧元银行同业拆息加 0.85%，剩余期间的利率为6个月欧元银行同业拆息加1.35%。

* 6-month EURIBOR plus 0.85% for the first 5 years, 6-month EURIBOR plus 1.35% for the remaining tenure payable semi-annually.

** 利息每6个月支付一次，首5年利率为6个月伦敦银行同业拆息加 2.00%，剩余期间的利率为6个月伦敦银行同业拆息加2.50%。

** 6-month LIBOR plus 2.00% for the first 5 years, 6-month LIBOR plus 2.50% for the remaining tenure payable semi-annually.

财务报表附注 (续) Notes to the Financial Statements (continued)

38. 股本

38. Share capital

		2008	2007
		港币百万元	港币百万元
		HK\$m	HK\$m
法定:	Authorised:		
100,000,000,000 股每股	100,000,000,000 ordinary shares		
面值港币 1.00 元之普通	of HK\$1.00 each		
股		100,000	100,000
已发行及缴足:	Issued and fully paid:		
43,042,840,858 股每股	43,042,840,858 ordinary shares		
面值港币 1.00 元之普通	of HK\$1.00 each		
股		43,043	43,043

39. 储备

39. Reserves

本集团及本银行之本年度及往年的储备金额及变动情况分别载于第 32 页及第 33 页之综合权益变动表及权益变动表。

The Group's and the Bank's reserves and the movements therein for the current and prior years are presented in the consolidated statement of changes in equity and statement of changes in equity respectively on pages 32 to 33 of the financial statements respectively.

财务报表附注 (续) Notes to the Financial Statements (continued)

40. 综合现金流量表附注 40. Notes to consolidated cash flow statement

(a) 经营溢利与除税前 经营现金之流入对 账	(a) Reconciliation of operating profit to operating cash inflow before taxation	2008 港币百万元 HK\$m	2007 港币百万元 HK\$m
经营溢利	Operating profit	8,001	17,707
折旧	Depreciation	990	785
减值准备净拨备	Net charge of impairment allowances	9,843	1,448
折现减值回拨	Unwind of discount on impairment	(20)	(47)
已撤销之贷款 (扣除 收回款额)	Advances written off net of recoveries	275	1,014
后偿负债利息支出	Interest expense on subordinated liabilities	243	-
原到期日超过3个月之库 存现金及在银行及其 他金融机构的结余之 变动	Change in cash and balances with banks and other financial institutions with original maturity over three months	7,781	(27,873)
原到期日超过3个月之银 行及其他金融机构存 款之变动	Change in placements with banks and other financial institutions with original maturity over three months	(26,893)	(2,613)
公允价值变化计入损益之 金融资产之变动	Change in financial assets at fair value through profit or loss	2,174	3,741
衍生金融工具之变动	Change in derivative financial instruments	4,217	(54)
贷款及其他账项之变动	Change in advances and other accounts	(50,924)	(67,650)
证券投资之变动	Change in investment in securities	(2,882)	5,039
其他资产之变动	Change in other assets	6,209	(6,214)
银行及其他金融机构之 存款及结余之变动	Change in deposits and balances of banks and other financial institutions	28,180	11,565
公允价值变化计入损益之 金融负债之变动	Change in financial liabilities at fair value through profit or loss	10,533	(3,722)
客户存款之变动	Change in deposits from customers	11,619	98,631
按摊销成本发行之债务 证券之变动	Change in debt securities in issue at amortised cost	(1,047)	2,089
其他账项及准备之变动	Change in other accounts and provisions	(4,907)	8,298
汇兑差额	Exchange difference	(729)	13
除税前经营现金之流入	Operating cash inflow before taxation	<u>2,663</u>	<u>42,157</u>
经营业务之现金流量中 包括:	Cash flows from operating activities included:		
- 已收利息	- Interest received	34,595	44,279
- 已付利息	- Interest paid	15,278	27,131
- 已收股息	- Dividend received	<u>16</u>	<u>15</u>

财务报表附注 (续) Notes to the Financial Statements (continued)

40. 综合现金流量表附注 (续) 40. Notes to consolidated cash flow statement (continued)

**(b) 现金及等同现金项目
结存分析**

(b) Analysis of the balances of cash and cash equivalents

		<u>2008</u>	<u>2007</u>
		港币百万元	港币百万元
		HK\$m	HK\$m
库存现金及原到期日 在 3 个月内之在银 行及其他金融机构 的结余	Cash and balances with banks and other financial institutions with original maturity within three months	128,003	126,006
原到期日在 3 个月内之 银行及其他金融机 构存款	Placements with banks and other financial institutions with original maturity within three months	23,610	13,939
原到期日在 3 个月内之 库券	Treasury bills with original maturity within three months	22,277	10,244
原到期日在 3 个月内之 持有之存款证	Certificates of deposit held with original maturity within three months	1,035	1,868
		<u>174,925</u>	<u>152,057</u>

财务报表附注 (续)

Notes to the Financial Statements (continued)

41. 或然负债及承担

41. Contingent liabilities and commitments

或然负债及承担中每项重要类别之合约数额及相对之总信贷风险加权数额摘要如下:

The following is a summary of the contractual amounts of each significant class of contingent liability and commitment and the corresponding aggregate credit risk weighted amount:

		本集团		本银行	
		The Group		The Bank	
		2008	2007	2008	2007
		港币百万元	港币百万元	港币百万元	港币百万元
		HK\$m	HK\$m	HK\$m	HK\$m
直接信贷替代项目	Direct credit substitutes	1,419	2,120	2,052	3,841
与交易有关之或然负债	Transaction-related contingencies	10,153	7,075	9,634	6,801
与贸易有关之或然负债	Trade-related contingencies	22,481	29,081	19,444	23,956
不需事先通知的无条件撤销之承诺	Commitments that are unconditionally cancellable without prior notice	103,684	50,034	45,881	1,403
其他承担, 原到期日为	Other commitments with an original maturity of				
- 一年或以下	- up to one year	63,257	84,809	49,938	69,263
- 一年以上	- over one year	52,400	58,189	44,798	51,331
		253,394	231,308	171,747	156,595
信贷风险加权数额	Credit risk weighted amount	40,252	47,356	34,633	42,850

信贷风险加权数额的计算基础已于财务报表附注 22 说明。

The calculation basis of credit risk weighted amount has been set out in Note 22 to the financial statements.

财务报表附注 (续) Notes to the Financial Statements (continued)

42. 资本承担

本集团及本银行未于财务报表中拨备之资本承担金额如下:

42. Capital commitments

The Group and the Bank have the following outstanding capital commitments not provided for in the financial statements:

	本集团		本银行	
	The Group		The Bank	
	2008	2007	2008	2007
	港币百万元	港币百万元	港币百万元	港币百万元
	HK\$m	HK\$m	HK\$m	HK\$m
已批准及签约但未拨备	121	165	115	156
已批准但未签约	15	1	14	1
	136	166	129	157

以上资本承担大部分为将购入之电脑硬件及软件, 及本集团及本银行之楼宇装修工程之承担。

The above capital commitments mainly relate to commitments to purchase computer equipment and software, and to renovate the Group's and the Bank's premises.

财务报表附注 (续) Notes to the Financial Statements (continued)

43. 经营租赁承担

43. Operating lease commitments

(a) 作为承租人

(a) As lessee

根据不可撤销之经营租赁合同，下列为本集团及本银行未来有关租赁承担所须支付之最低租金：

The Group and the Bank have commitments to make the following future minimum lease payments under non-cancellable operating leases:

	本集团 The Group		本银行 The Bank	
	2008 港币百万元 HK\$'m	2007 港币百万元 HK\$'m	2008 港币百万元 HK\$'m	2007 港币百万元 HK\$'m
土地及楼宇				
- 不超过 1 年	424	316	317	266
- 1 年以上至 5 年内	531	295	337	236
- 5 年后	14	-	2	-
	969	611	656	502

上列若干不可撤销之经营租约可再商议及参照协议日期之市值而作租金调整。

Certain non-cancellable operating leases included in the tables above were subject to renegotiation and rent adjustment with reference to market rates prevailing at specified agreed dates.

财务报表附注 (续) Notes to the Financial Statements (continued)

43. 经营租赁承担 (续) 43. Operating lease commitments (continued)

(b) 作为出租人

根据不可撤销之经营租赁合同，下列为本集团及本银行与租客签订合同之未来有关租赁之最低应收租金：

(b) As lessor

The Group and the Bank have contracted with tenants for the following future minimum lease receivables under non-cancellable operating leases:

	本集团 The Group		本银行 The Bank	
	2008 港币百万元 HK\$'m	2007 港币百万元 HK\$'m	2008 港币百万元 HK\$'m	2007 港币百万元 HK\$'m
土地及楼宇				
- 不超过 1 年	270	251	250	235
- 1 年以上至 5 年内	234	215	224	212
	504	466	474	447

本集团及本银行以经营租赁形式租出投资物业（附注 28）；租赁年期通常由 1 年至 3 年。租约条款一般要求租客提交保证金及因应租务市场之状况而调整租金。所有租约并不包括或有租金。

The Group and the Bank lease their investment properties (Note 28) under operating lease arrangements, with leases typically for a period from one to three years. The terms of the leases generally require the tenants to pay security deposits and provide for periodic rent adjustments according to the prevailing market conditions. None of the leases includes contingent rentals.

44. 诉讼

本集团目前正面对多项由独立人士提出的索偿及反索偿。该等索偿及反索偿与本集团的正常商业活动有关。

由于董事认为本集团可对申索人作出有力抗辩或预计该等申索所涉及的数额不大，故并未对该等索偿及反索偿作出重大拨备。

44. Litigation

The Group is currently being served a number of claims and counterclaims by various independent parties. These claims and counterclaims are in relation to the normal commercial activities of the Group.

No material provision was made against these claims and counterclaims because the directors believe that the Group has meritorious defences against the claimants or the amounts involved in these claims are not expected to be material.

财务报表附注（续）

Notes to the Financial Statements (continued)

45. 分类报告

45. Segmental reporting

本集团在多个地区经营许多业务。但在分类报告中，只按业务分类提供资料，没有列示地区分类资料，此乃由于本集团的收入、税前利润和资产，超过 90%来自香港。

The Group engages in many businesses in several regions. For segmental reporting purposes, information is solely provided in respect of business segments. Geographical segment information is not presented because over 90% of the Group's revenues, profits before tax and assets are derived from Hong Kong.

本集团提供三个业务分类的资料，它们分别是个人银行业务、企业银行业务和财资业务。

Information about three business segments is provided in segmental reporting. They are Personal Banking, Corporate Banking and Treasury.

个人银行和企业银行业务线均会提供全面的银行服务；个人银行业务线是服务个人客户，而企业银行业务线是服务非个人客户。至于财资业务线，除了自营买卖，还负责管理本集团的资本、流动资金、利率和外汇敞口。

Both Personal Banking and Corporate Banking segments provide general banking services. Personal Banking serves individual customers while Corporate Banking deals with non individual customers. The Treasury segment is responsible for managing the capital, liquidity, and the interest rate and foreign exchange positions of the Group in addition to proprietary trades. "Others" refers to those items related to the Group as a whole but independent of the other three business segments, including the Group's holdings of premises, investment properties, equity investments and interests in associates.

「其他」这一栏，涵盖有关本集团整体、但独立于其余三个业务线的活动，包括本集团持有房地产、投资物业、股权投资及联营公司权益等等。

一个业务线的收入、支出、资产和负债，主要包括直接归属于该业务线的项目；如占用本集团的物业，按占用面积以市场租值内部计收租金；至于管理费用，会根据合理基准摊分。关于业务线之间资金调动流转的价格，则按集团内部资金转移价格机制厘定，主要是参照对应的同业拆放市场利率定价。

Revenues, expenses, assets and liabilities of any business segment mainly include items directly attributable to the segment. In relation to occupation of the Group's premises, rentals are internally charged on market rates according to the areas occupied. For management overheads, allocations are made on reasonable bases. Inter-segment funding is charged according to the internal funds transfer pricing mechanism of the Group. The charge on any such funding is mainly made by reference to the corresponding money market rate.

财务报表附注 (续) Notes to the Financial Statements (continued)

45. 分类报告 (续) 45. Segmental reporting (continued)

		本集团 The Group						
		2008						
		个人银行 Personal	企业银行 Corporate	财资业务 Treasury	其他 Others	小计 Subtotal	合并抵销 Eliminations	综合 Consolidated
		港币百万元 HK\$m	港币百万元 HK\$m	港币百万元 HK\$m	港币百万元 HK\$m	港币百万元 HK\$m	港币百万元 HK\$m	港币百万元 HK\$m
净利息 (支出) / 收入	Net interest (expenses)/income							
- 外来	- external	(3,241)	6,924	15,322	(6)	18,999	-	18,999
- 跨业务	- inter-segment	9,752	(975)	(8,144)	(633)	-	-	-
		6,511	5,949	7,178	(639)	18,999	-	18,999
净服务费及佣金收入 / (支出)	Net fees and commission income/(expenses)	3,597	2,032	(95)	14	5,548	(84)	5,464
净交易性收入 / (支出)	Net trading income/(expenses)	548	186	1,298	(119)	1,913	1	1,914
界定为以公允价值变化计入损益之金融工具净亏损	Net loss on financial instruments designated at fair value through profit or loss	-	-	(316)	-	(316)	-	(316)
证券投资之净亏损	Net loss on investment in securities	-	-	(15)	-	(15)	-	(15)
其他经营收入	Other operating income	34	44	7	1,719	1,804	(1,370)	434
提取减值准备前之净经营收入	Net operating income before impairment allowances	10,690	8,211	8,057	975	27,933	(1,453)	26,480
减值准备净拨备	Net charge of impairment allowances	(129)	(544)	(9,170)	-	(9,843)	-	(9,843)
净经营收入 / (支出)	Net operating income/(expense)	10,561	7,667	(1,113)	975	18,090	(1,453)	16,637
经营支出	Operating expenses	(5,669)	(2,143)	(831)	(1,446)	(10,089)	1,453	(8,636)
经营溢利 / (亏损)	Operating profit/(loss)	4,892	5,524	(1,944)	(471)	8,001	-	8,001
投资物业出售 / 公允价值调整之净亏损	Net loss from disposal of/fair value adjustments on investment properties	-	-	-	(118)	(118)	-	(118)
出售 / 重估物业、厂房及设备之净收益	Net gain from disposal/ revaluation of properties, plant and equipment	-	-	-	18	18	-	18
应占联营公司之溢利扣减亏损	Share of profits less losses of associates	-	-	-	7	7	-	7
除税前溢利 / (亏损)	Profit/(loss) before taxation	4,892	5,524	(1,944)	(564)	7,908	-	7,908

财务报表附注 (续) Notes to the Financial Statements (continued)

45. 分类报告 (续) 45. Segmental reporting (continued)

		本集团 The Group						
		2008						
		个人银行 Personal	企业银行 Corporate	财资业务 Treasury	其他 Others	小计 Subtotal	合并抵销 Eliminations	综合 Consolidated
		港币百万元 HK\$m	港币百万元 HK\$m	港币百万元 HK\$m	港币百万元 HK\$m	港币百万元 HK\$m	港币百万元 HK\$m	港币百万元 HK\$m
资产	Assets							
分部资产	Segment assets	165,148	324,606	603,965	30,422	1,124,141	(6,795)	1,117,346
联营公司权益	Interests in associates	-	-	-	88	88	-	88
未分配公司资产	Unallocated corporate assets	-	-	-	562	562	-	562
		<u>165,148</u>	<u>324,606</u>	<u>603,965</u>	<u>31,072</u>	<u>1,124,791</u>	<u>(6,795)</u>	<u>1,117,996</u>
负债	Liabilities							
分部负债	Segment liabilities	523,682	309,254	203,481	1,446	1,037,863	(6,795)	1,031,068
未分配公司负债	Unallocated corporate liabilities	-	-	-	4,713	4,713	-	4,713
		<u>523,682</u>	<u>309,254</u>	<u>203,481</u>	<u>6,159</u>	<u>1,042,576</u>	<u>(6,795)</u>	<u>1,035,781</u>
其他资料	Other information							
增置物业、厂房及设备	Additions of properties, plant and equipment	12	5	-	797	814	-	814
折旧	Depreciation	271	132	108	479	990	-	990
证券摊销	Amortisation of securities	-	-	142	-	142	-	142

财务报表附注 (续) Notes to the Financial Statements (continued)

45. 分类报告 (续) 45. Segmental reporting (continued)

		本集团 The Group						
		2007						
		个人银行 Personal	企业银行 Corporate	财资业务 Treasury	其他 Others	小计 Subtotal	合并抵销 Eliminations	综合 Consolidated
		港币百万元 HK\$m	港币百万元 HK\$m	港币百万元 HK\$m	港币百万元 HK\$m	港币百万元 HK\$m	港币百万元 HK\$m	港币百万元 HK\$m
净利息(支出)/收入	Net interest (expenses)/income							
- 外来	- external	(8,552)	5,067	22,015	10	18,540	-	18,540
- 跨业务	- inter-segment	16,696	672	(16,146)	(1,222)	-	-	-
		8,144	5,739	5,869	(1,212)	18,540	-	18,540
净服务费及佣金收入/(支出)	Net fees and commission income/(expenses)	4,983	1,778	47	(138)	6,670	(87)	6,583
净交易性收入	Net trading income	538	151	236	87	1,012	1	1,013
界定为以公允价值变化计入损益之金融工具净亏损	Net loss on financial instruments designated at fair value through profit or loss	-	-	(25)	-	(25)	-	(25)
证券投资之净亏损	Net loss on investment in securities	-	-	(53)	-	(53)	-	(53)
其他经营收入	Other operating income	410	1	1	1,687	2,099	(1,343)	756
提取减值准备前之净经营收入	Net operating income before impairment allowances	14,075	7,669	6,075	424	28,243	(1,429)	26,814
减值准备净(拨备)/拨回	Net (charge)/reversal of impairment allowances	(112)	797	(2,133)	-	(1,448)	-	(1,448)
净经营收入	Net operating income	13,963	8,466	3,942	424	26,795	(1,429)	25,366
经营支出	Operating expenses	(5,829)	(1,940)	(627)	(692)	(9,088)	1,429	(7,659)
经营溢利/(亏损)	Operating profit/(loss)	8,134	6,526	3,315	(268)	17,707	-	17,707
投资物业出售/公允价值调整之净收益	Net gain from disposal of/fair value adjustments on investment properties	-	-	-	1,064	1,064	-	1,064
出售/重估物业、厂房及设备之净(亏损)/收益	Net (loss)/gain from disposal/ revaluation of properties, plant and equipment	(5)	-	-	33	28	-	28
应占联营公司之溢利扣减亏损	Share of profits less losses of associates	-	-	-	3	3	-	3
除税前溢利	Profit before taxation	8,129	6,526	3,315	832	18,802	-	18,802

财务报表附注 (续) **Notes to the Financial Statements (continued)**

45. 分类报告 (续) **45. Segmental reporting (continued)**

		本集团 The Group						
		2007						
		个人银行 Personal	企业银行 Corporate	财资业务 Treasury	其他 Others	小计 Subtotal	合并抵销 Eliminations	综合 Consolidated
		港币百万元 HK\$m	港币百万元 HK\$m	港币百万元 HK\$m	港币百万元 HK\$m	港币百万元 HK\$m	港币百万元 HK\$m	港币百万元 HK\$m
资产	Assets							
分部资产	Segment assets	162,634	281,680	566,661	33,057	1,044,032	(5,123)	1,038,909
联营公司权益	Interests in associates	-	-	-	83	83	-	83
未分配公司资产	Unallocated corporate assets	-	-	-	238	238	-	238
		<u>162,634</u>	<u>281,680</u>	<u>566,661</u>	<u>33,378</u>	<u>1,044,353</u>	<u>(5,123)</u>	<u>1,039,230</u>
负债	Liabilities							
分部负债	Segment liabilities	545,397	284,353	116,095	8,432	954,277	(5,123)	949,154
未分配公司负债	Unallocated corporate liabilities	-	-	-	6,784	6,784	-	6,784
		<u>545,397</u>	<u>284,353</u>	<u>116,095</u>	<u>15,216</u>	<u>961,061</u>	<u>(5,123)</u>	<u>955,938</u>
其他资料	Other information							
增置物业、厂房及设备	Additions of properties, plant and equipment	14	8	-	1,123	1,145	-	1,145
折旧	Depreciation	234	90	56	405	785	-	785
证券摊销	Amortisation of securities	-	-	2,075	-	2,075	-	2,075

财务报表附注 (续) Notes to the Financial Statements (continued)

45. 分类报告 (续) 45. Segmental reporting (continued)

		本银行 The Bank						
		2008						
		个人银行 Personal	企业银行 Corporate	财资业务 Treasury	其他 Others	小计 Subtotal	合并抵销 Eliminations	综合 Consolidated
		港币百万元 HK\$m	港币百万元 HK\$m	港币百万元 HK\$m	港币百万元 HK\$m	港币百万元 HK\$m	港币百万元 HK\$m	港币百万元 HK\$m
净利息 (支出) / 收入	Net interest (expenses)/income							
- 外来	- external	(3,144)	5,010	13,331	8	15,205	-	15,205
- 跨业务	- inter-segment	8,129	(385)	(7,123)	(621)	-	-	-
		4,985	4,625	6,208	(613)	15,205	-	15,205
净服务费及佣金收入 / (支出)	Net fees and commission income/(expenses)	2,694	1,476	(44)	(136)	3,990	-	3,990
净交易性收入	Net trading income	480	139	1,412	-	2,031	-	2,031
界定为以公允价值变化计入损益之金融工具净亏损	Net loss on financial instruments designated at fair value through profit or loss	-	-	(90)	-	(90)	-	(90)
证券投资之净亏损	Net loss on investment in securities	-	-	(111)	-	(111)	-	(111)
其他经营收入	Other operating income	3	13	6	3,173	3,195	(1,152)	2,043
提取减值准备前之净经营收入	Net operating income before impairment allowances	8,162	6,253	7,381	2,424	24,220	(1,152)	23,068
减值准备净拨回 / (拨备)	Net reversal/(charge) of impairment allowances	32	(242)	(9,169)	(2)	(9,381)	-	(9,381)
净经营收入 / (支出)	Net operating income/(expense)	8,194	6,011	(1,788)	2,422	14,839	(1,152)	13,687
经营支出	Operating expenses	(4,299)	(1,453)	(805)	(1,200)	(7,757)	1,152	(6,605)
经营溢利 / (亏损)	Operating profit/(loss)	3,895	4,558	(2,593)	1,222	7,082	-	7,082
投资物业出售 / 公允价值调整之净亏损	Net loss from disposal of/fair value adjustments on investment properties	-	-	-	(180)	(180)	-	(180)
出售 / 重估物业、厂房及设备之净收益	Net gain from disposal/ revaluation of properties, plant and equipment	-	-	-	32	32	-	32
除税前溢利 / (亏损)	Profit/(loss) before taxation	3,895	4,558	(2,593)	1,074	6,934	-	6,934

财务报表附注 (续) Notes to the Financial Statements (continued)

45. 分类报告 (续) 45. Segmental reporting (continued)

		本銀行 The Bank						
		2008						
		个人银行 Personal	企业银行 Corporate	财资业务 Treasury	其他 Others	小计 Subtotal	合并抵销 Eliminations	综合 Consolidated
		港币百万元 HK\$m	港币百万元 HK\$m	港币百万元 HK\$m	港币百万元 HK\$m	港币百万元 HK\$m	港币百万元 HK\$m	港币百万元 HK\$m
资产	Assets							
分部资产	Segment assets	132,868	262,339	536,654	36,545	968,406	-	968,406
联营公司权益	Interests in associates	-	-	-	12	12	-	12
未分配公司资产	Unallocated corporate assets	-	-	-	466	466	-	466
		<u>132,868</u>	<u>262,339</u>	<u>536,654</u>	<u>37,023</u>	<u>968,884</u>	<u>-</u>	<u>968,884</u>
负债	Liabilities							
分部负债	Segment liabilities	429,780	263,705	200,783	9	894,277	-	894,277
未分配公司负债	Unallocated corporate liabilities	-	-	-	4,050	4,050	-	4,050
		<u>429,780</u>	<u>263,705</u>	<u>200,783</u>	<u>4,059</u>	<u>898,327</u>	<u>-</u>	<u>898,327</u>
其他资料	Other information							
增置物业、厂房及设备	Additions of properties, plant and equipment	-	-	-	627	627	-	627
折旧	Depreciation	252	120	107	367	846	-	846
证券摊销	Amortisation of securities	-	-	(277)	-	(277)	-	(277)

财务报表附注 (续) Notes to the Financial Statements (continued)

45. 分类报告 (续) 45. Segmental reporting (continued)

		本银行 The Bank						
		2007						
		个人银行 Personal	企业银行 Corporate	财资业务 Treasury	其他 Others	小计 Subtotal	合并抵销 Eliminations	综合 Consolidated
		港币百万元 HK\$m	港币百万元 HK\$m	港币百万元 HK\$m	港币百万元 HK\$m	港币百万元 HK\$m	港币百万元 HK\$m	港币百万元 HK\$m
净利息 (支出) / 收入	Net interest (expenses)/income							
- 外来	- external	(7,650)	3,221	19,208	28	14,807	-	14,807
- 跨业务	- inter-segment	14,060	1,391	(14,256)	(1,195)	-	-	-
		6,410	4,612	4,952	(1,167)	14,807	-	14,807
净服务费及佣金收入 / (支出)	Net fees and commission income/(expenses)	3,797	1,313	39	(130)	5,019	-	5,019
净交易性收入	Net trading income	417	79	234	-	730	-	730
界定为以公允价值变化计入损益之金融工具净收益	Net gain on financial instruments designated at fair value through profit or loss	-	-	16	-	16	-	16
证券投资之净亏损	Net loss on investment in securities	-	-	(53)	-	(53)	-	(53)
其他经营收入	Other operating income	7	1	1	2,277	2,286	(1,146)	1,140
提取减值准备前之净经营收入	Net operating income before impairment allowances	10,631	6,005	5,189	980	22,805	(1,146)	21,659
减值准备净 (拨备) / 拨回	Net (charge)/reversal of impairment allowances	(4)	773	(2,133)	-	(1,364)	-	(1,364)
净经营收入	Net operating income	10,627	6,778	3,056	980	21,441	(1,146)	20,295
经营支出	Operating expenses	(4,559)	(1,434)	(602)	(563)	(7,158)	1,146	(6,012)
经营溢利	Operating profit	6,068	5,344	2,454	417	14,283	-	14,283
投资物业出售 / 公允价值调整之净收益	Net gain from disposal of/fair value adjustments on investment properties	-	-	-	990	990	-	990
出售 / 重估物业、厂房及设备之净 (亏损) / 收益	Net (loss)/gain from disposal/ revaluation of properties, plant and equipment	(5)	-	-	9	4	-	4
除税前溢利	Profit before taxation	6,063	5,344	2,454	1,416	15,277	-	15,277

财务报表附注（续） **Notes to the Financial Statements (continued)**

45. 分类报告（续） **45. Segmental reporting (continued)**

		本银行 The Bank						
		2007						
		个人银行 Personal	企业银行 Corporate	财资业务 Treasury	其他 Others	小计 Subtotal	合并抵销 Eliminations	综合 Consolidated
		港币百万元 HK\$m	港币百万元 HK\$m	港币百万元 HK\$m	港币百万元 HK\$m	港币百万元 HK\$m	港币百万元 HK\$m	港币百万元 HK\$m
资产	Assets							
分部资产	Segment assets	129,876	227,466	493,569	38,110	889,021	-	889,021
联营公司权益	Interests in associates	-	-	-	12	12	-	12
未分配公司资产	Unallocated corporate assets	-	-	-	224	224	-	224
		<u>129,876</u>	<u>227,466</u>	<u>493,569</u>	<u>38,346</u>	<u>889,257</u>	<u>-</u>	<u>889,257</u>
负债	Liabilities							
分部负债	Segment liabilities	455,901	239,244	109,914	5,909	810,968	-	810,968
未分配公司负债	Unallocated corporate liabilities	-	-	-	6,078	6,078	-	6,078
		<u>455,901</u>	<u>239,244</u>	<u>109,914</u>	<u>11,987</u>	<u>817,046</u>	<u>-</u>	<u>817,046</u>
其他资料	Other information							
增置物业、厂房及设备	Additions of properties, plant and equipment	-	-	-	1,070	1,070	-	1,070
折旧	Depreciation	211	85	56	317	669	-	669
证券摊销	Amortisation of securities	-	-	1,698	-	1,698	-	1,698

财务报表附注 (续) Notes to the Financial Statements (continued)

46. 董事及高级职员贷款 46. Loans to directors and officers

根据香港公司条例第 161B 条的规定，向银行董事及高级职员提供之贷款详情如下：

Particulars of advances made to directors and officers of the Bank pursuant to section 161B of the Hong Kong Companies Ordinance are as follows:

		<u>2008</u>	<u>2007</u>
		港币百万元	港币百万元
		HK\$m	HK\$m
于年末尚未偿还之贷款总额	Aggregate amount of relevant loans outstanding at year end	<u>655</u>	<u>622</u>
于年内未偿还贷款之最高总额	Maximum aggregate amount of relevant loans outstanding during the year	<u>667</u>	<u>839</u>

财务报表附注（续） Notes to the Financial Statements (continued)

47. 主要之有关连人士交易 47. Significant related party transactions

有关连人士指有能力直接或间接控制另一方，或可在财政及经营决策方面向另一方行使重大影响之人士。倘有关方受共同控制，亦被视为有关连人士。有关连人士可为个人或公司。

本集团在正常业务中为有关连人士提供贷款和信贷融资。此等交易与本集团跟其他第三者交易所订定的条款相比，并无享有特别优惠。

本集团与有关连人士于年内进行之交易摘要如下：

Related parties are those parties that have the ability, directly or indirectly, to control the other party or exercise significant influence over the other party in making financial and operating decisions. Parties are also considered to be related if they are subject to common control. Related parties may be individuals or other entities.

The Group provides loans and credit facilities to related parties in the normal course of business. Such transactions are conducted with terms that are no more favourable than those contracted with third party customers of the Group.

Transactions with related parties, which the Group entered into during the year are summarised as follows:

(a) 中国银行集团公司提供担保之第三者贷款

于2008年12月31日，间接控股公司中国银行为本集团给予若干第三者之贷款港币69.80亿元（2007年：港币36.93亿元）提供担保。中国银行拥有该等第三者不超过20%之股份权益。

(a) Advances to third parties guaranteed by BOC group companies

As at 31 December 2008, BOC, the intermediate holding company, provided guarantees for loans in favour of the Group amounting to HK\$6,980 million (2007: HK\$3,693 million) to certain third parties. BOC held equity interests of not more than 20% in these third parties.

财务报表附注 (续) **Notes to the Financial Statements (continued)**

47. 主要之有关连人士交易 (续) **47. Significant related party transactions (continued)**

(b) 承让中国银行之贷款

于2008年,本集团与中国银行订立协议,承让已提供予客户总值美元3亿元之贸易融资贷款。该贷款于资产负债表日之余额已包括于本财务报表中「客户贷款」内。

(b) Advances acquired from BOC

During 2008, the Group has entered into an agreement with BOC to acquire advances amounting to USD300 million arising from trade finance facilities granted to customers. The outstanding amount of such advances at balance sheet date has been included as "advances to customers" in the financial statements.

(c) 与中国银行集团公司在正常业务范围内进行之交易摘要

与本银行之直接控股公司、间接控股公司、本银行之联营公司及中国银行之附属公司和联营公司达成之有关连人士交易所产生之总收入及支出摘要如下:

(c) Summary of transactions entered into during the ordinary course of business with BOC group companies

The aggregate income and expenses arising from related party transactions with the immediate holding company, the intermediate holding companies, associates of the Bank as well as subsidiaries and associates of BOC are summarised as follows:

财务报表附注 (续) Notes to the Financial Statements (continued)

47. 主要之有关连人士交易 (续) 47. Significant related party transactions (continued)

(c) 与中国银行集团公司在正常业务范围内进行之交易摘要 (续)

(c) Summary of transactions entered into during the ordinary course of business with BOC group companies (continued)

		2008		
		直接及间接 控股公司 Immediate and intermediate holding companies	联营公司 Associates	其他有关连人士 ¹ Other related parties ¹
		港币百万元 HK\$m	港币百万元 HK\$m	港币百万元 HK\$m
收益表项目:	Income statement items:	附注 Notes		
利息收入	Interest income	(i)	1,047	-
利息支出	Interest expense	(ii)	(701)	(1)
已收保险佣金 (净额)	Insurance commission received (net)	(iii)	-	240
已收 / 应收行政 服务费用	Administrative services fees received/ receivable	(iv)	34	-
已收 / 应收租金	Rental fees received/receivable	(iv)	4	-
已付 / 应付信用卡 佣金 (净额)	Credit card commission paid/payable (net)	(v)	(56)	-
已付 / 应付证券经纪 佣金 (净额)	Securities brokerage commission paid/payable (net)	(v)	-	(322)
已付 / 应付租务、 物业管理及租务 代理费用	Rental, property management and letting agency fees paid/payable	(v)	-	(89)
已收基金销售佣金	Funds selling commission received	(vi)	-	70
已收代理银行业务 费用	Correspondent banking fee received	(vii)	13	-
已收贷款服务费	Loans services fees received		-	2
净交易性收益 / (亏损)	Net trading gains/(losses)		692	(110)

财务报表附注 (续) Notes to the Financial Statements (continued)

47. 主要之有关连人士交易 (续) 47. Significant related party transactions (continued)

(c) 与中国银行集团公司在正常业务范围内进行之交易摘要 (续)

(c) Summary of transactions entered into during the ordinary course of business with BOC group companies (continued)

		2007		
		直接及间接 控股公司 Immediate and intermediate holding companies	联营公司 Associates	其他有关连人士 ¹ Other related parties ¹
		港币百万元 HK\$m	港币百万元 HK\$m	港币百万元 HK\$m
附注 Notes				
收益表项目:	Income statement items:			
利息收入	Interest income (i)	596	-	25
利息支出	Interest expense (ii)	(510)	(3)	(363)
(已付保险费用) / 已收保险佣金 (净额)	(Insurance premium paid)/insurance commission received (net) (iii)	-	(2)	316
已收 / 应收行政 服务费用	Administrative services fees received/ receivable (iv)	34	-	43
已收 / 应收租金	Rental fees received/receivable (iv)	-	-	29
已付 / 应付信用卡 佣金 (净额)	Credit card commission paid/payable (net) (v)	(96)	-	(3)
已付 / 应付证券经纪 佣金 (净额)	Securities brokerage commission paid/payable (net) (v)	-	-	(494)
已付 / 应付租务、 物业管理及租务 代理费用	Rental, property management and letting agency fees paid/payable (v)	-	-	(77)
已收基金销售佣金	Funds selling commission received (vi)	-	-	224
已收代理银行业务 费用	Correspondent banking fee received (vii)	14	-	-
已收贷款服务费	Loans services fees received	-	-	2
净交易性收益 / (亏损)	Net trading gains/(losses)	11	-	(3)

财务报表附注 (续) Notes to the Financial Statements (continued)

47. 主要之有关连人士交易 (续) 47. Significant related party transactions (continued)

(c) 与中国银行集团公司在正常业务范围内进行之交易摘要 (续)

(c) Summary of transactions entered into during the ordinary course of business with BOC group companies (continued)

		2008		
		直接及间接 控股公司 Immediate and intermediate holding companies	联营公司 Associates	其他有关连人士 ¹ Other related parties ¹
		港币百万元 HK\$m	港币百万元 HK\$m	港币百万元 HK\$m
资产负债表项目:	附注 Notes			
库存现金及在银行及其他金融机构的结余		25,614	-	26
一至十二个月内到期之银行及其他金融机构存款	(i)	8,489	-	-
公平值变化计入损益之金融资产		618	-	-
衍生金融工具资产	(viii)	782	-	4
贷款及其他账项	(i)	1	-	1,619
证券投资	(i)	1,280	-	-
其他资产	(ix)	55	-	1,960
银行及其他金融机构之存款及结余	(ii)	31,497	-	463
客户存款	(ii)	445	46	10,971
衍生金融工具负债	(viii)	68	-	161
其他账项及准备	(ix)	99	-	2,210
后偿负债	(x)	26,604	-	-
资产负债表外项目:				
或然负债及承担	(xi)	9,037	-	4,227

财务报表附注 (续) Notes to the Financial Statements (continued)

47. 主要之有关连人士交易 (续) 47. Significant related party transactions (continued)

(c) 与中国银行集团公司在正常业务范围内进行之交易摘要 (续)

(c) Summary of transactions entered into during the ordinary course of business with BOC group companies (continued)

	附注 Notes	2007		
		直接及间接 控股公司 Immediate and intermediate holding companies	联营公司 Associates	其他有关连人士 ¹ Other related parties ¹
		港币百万元 HK\$'m	港币百万元 HK\$'m	港币百万元 HK\$'m
资产负债表项目:				
库存现金及在银行及其他金融机构的结余	(i)	22,854	-	30
一至十二个月内到期之银行及其他金融机构存款	(i)	8,917	-	-
公允价值变化计入损益之金融资产		438	-	-
衍生金融工具资产	(viii)	30	-	3
贷款及其他账项	(i)	21	-	-
证券投资	(i)	347	-	-
其他资产	(ix)	66	-	5,079
银行及其他金融机构之存款及结余	(ii)	15,478	-	680
客户存款	(ii)	458	85	7,465
衍生金融工具负债	(viii)	14	-	23
其他账项及准备	(ix)	5,997	-	5,538
资产负债表外项目:				
或然负债及承担	(xi)	2,248	-	3,727

¹ 其他有关连人士包括中国银行之附属公司和联营公司及提供本银行员工福利之退休福利计划, 而若干其他有关连人士为国有企业。

¹ Subsidiaries and associates of BOC and post-employment benefit plans for the benefit of employees of the Bank are collectively disclosed as other related parties and certain of which are state-controlled entities.

财务报表附注（续） Notes to the Financial Statements (continued)

47. 主要之有关连人士交易（续） 47. Significant related party transactions (continued)

(c) 与中国银行集团公司在正常业务范围内进行之交易摘要（续）

附注：

(i) 利息收入

本集团在正常业务中与中国银行集团公司进行多种交易，包括接受现金及在银行及其他金融机构的结余及存款、证券投资及提供贷款和信贷融资。此等交易与本集团跟其他第三者交易所订定的价格与条款相比，并无享有特别优惠。

(ii) 利息支出

本集团在正常业务中接受中国银行集团公司之同业存款及往来、定期、储蓄及其他存款，均按当时之市场价格进行。后偿贷款之利息是按附注 37 所述之合约利率支付。

(iii) 已付保险费用 / 已收保险佣金（净额）

本集团在正常业务中向中国银行集团公司提供保险代理服务及购买一般保险单，均按当时之市场价格进行。

(iv) 已收 / 应收行政服务费及租金

本集团在正常业务中向中国银行集团公司提供内部稽核、科技、人力资源支援及培训等各项行政服务，主要按成本加 5% 的基础来收取费用。此外，本集团向中国银行集团公司按当时之市场价格收取写字楼物业租金。

(c) Summary of transactions entered into during the ordinary course of business with BOC group companies (continued)

Notes:

(i) Interest income

In the ordinary course of business, the Group enters into various transactions with BOC group companies including deposit of cash and balances with banks and other financial institutions, placement of interbank deposits, investment in securities and provision of loans and credit facilities. The transactions were conducted at prices and terms that are no more favourable than those charged to and contracted with other third party customers of the Group.

(ii) Interest expense

In the ordinary course of business, the Group accepts interbank deposits and current, fixed, savings and other deposits from BOC group companies at the relevant market rates at the time of the transactions. Interest on subordinated loans is charged at the contracted rate as denoted in Note 37.

(iii) Insurance premium paid/insurance commission received (net)

In the ordinary course of business, the Group provides insurance agency services to and purchases general insurance policies from BOC group companies at the relevant market rates at the time of the transactions.

(iv) Administrative services fees and rental fees received/receivable

In the ordinary course of business, the Group receives administrative services fees for the provision of various administrative services including internal audit, technology, human resources support and training to BOC group companies mainly on the basis of cost plus a margin of 5%, and receives office premises rental fees from BOC group companies at the relevant market rates at the time of the transactions.

财务报表附注（续） Notes to the Financial Statements (continued)

47. 主要之有关连人士交易（续） 47. Significant related party transactions (continued)

(c) 与中国银行集团公司在正常业务范围内进行之交易摘要（续）

附注：（续）

(v) 已付 / 应付佣金、物业管理、租务代理费用及租务费用

本集团在正常业务中就信用卡之行政管理及推广服务、证券经纪服务、物业管理及租务代理支付佣金予中国银行集团公司，并向中国银行集团公司支付租务费用。此等交易均按当时之市场价格在正常业务中进行。

(vi) 已收基金销售佣金

本集团在正常业务中会向本集团客户推广和销售一间中国银行集团公司的基金产品并收取佣金，此等业务均按当时之市场价格进行。

(vii) 已收代理银行业务费用

中国银行在正常业务中向本集团客户提供代理银行服务，其中包括汇款及通知和托收本集团向客户发出之信用证。本集团与中国银行双方按不时议定之比例分摊客户所付费用。

(c) Summary of transactions entered into during the ordinary course of business with BOC group companies (continued)

Notes: (continued)

(v) Commission, property management, letting agency fee and rental fees paid/payable

In the ordinary course of business, the Group pays commission fees for credit card administrative and promotional services, securities brokerage services, property management and letting agency fees to BOC group companies. The Group also pays rental fees to BOC group companies. These transactions have been entered into in the ordinary course of business and were priced at the relevant market rates at the time of the transactions.

(vi) Funds selling commission received

In the ordinary course of business, the Group receives commission for engaging in promotion and sale of fund products of a BOC group company to customers of the Group at the relevant market rates at the time of the transactions.

(vii) Correspondent banking fee received

In the ordinary course of business, BOC provides services to the Group's customers including remittance services and advising on and collecting letters of credit issued by the Group. The Group shares the fees paid by its customers with BOC on the basis agreed between the parties from time to time.

财务报表附注 (续) Notes to the Financial Statements (continued)

47. 主要之有关连人士交易 (续) 47. Significant related party transactions (continued)

(c) 与中国银行集团公司在正常业务范围内进行之交易摘要 (续)

附注: (续)

(viii) 衍生金融工具资产 / 负债

本集团在正常业务中与中国银行集团公司订立了外汇合约及利率合约。于2008年12月31日,该等衍生交易之名义数额总值为港币252.36亿元(2007年:港币132.19亿元)。而于该日相关之衍生金融工具资产及负债分别为港币7.86亿元(2007年:港币3.3千万元)及港币2.29亿元(2007年:港币3.7千万元)。此等交易按当时之市场价格进行。

(ix) 其他资产及其他账项及准备

「其他资产」及「其他账项及准备」包括了向中国银行集团公司之应收及应付账款,主要是由于代本集团客户买卖股票而对一间中国银行之附属公司所产生的应收及应付账款。此等应收及应付账款从正常业务范围内进行之交易中产生。

(x) 后偿负债

中银香港与中国银行签订之后偿贷款协议是本集团的资本管理措施。主要商业条款已于附注37说明。

(xi) 或然负债及承担

本集团在正常业务中按市场之一般商业条款为中国银行、中国银行之附属公司及联营公司提供贷款融资、贸易融资服务及为其责任作出担保。

(c) Summary of transactions entered into during the ordinary course of business with BOC group companies (continued)

Notes: (continued)

(viii) Derivative financial instruments assets/liabilities

In the ordinary course of business, the Group enters into foreign exchange contracts and interest rate contracts with BOC group companies. As at 31 December 2008 the aggregate notional amount of such derivative transactions amounted to HK\$25,236 million (2007: HK\$13,219 million) whilst the corresponding derivative financial instruments assets and liabilities amounted to HK\$786 million (2007: HK\$33 million) and HK\$229 million (2007: HK\$37 million) respectively. These transactions are executed at the relevant market rates at the time of the transactions.

(ix) Other assets and other accounts and provisions

Included within "Other assets" and "Other accounts and provisions" are receivables from and payables to BOC group companies. The amounts mainly represent the account receivables from and payables to a subsidiary of BOC in relation to dealing in securities trading transactions on behalf of the Group's customers. The receivables and payables arose from transactions carried out in the normal course of business.

(x) Subordinated liabilities

BOCHK entered into subordinated credit facility agreements with BOC for the purposes of capital management. Major commercial terms of the loans are stated in Note 37.

(xi) Contingent liabilities and commitments

In the ordinary course of business, the Group provides loan facilities and trade finance services to, and guarantees for the obligations of BOC and its subsidiaries and associates on normal commercial terms.

财务报表附注 (续) Notes to the Financial Statements (continued)

47. 主要之有关连人士交易 (续) 47. Significant related party transactions (continued)

(d) 主要高层人员

主要高层人员是指某些能直接或间接拥有权力及责任来计划、指导及掌管集团业务之人士，包括董事及高层管理人员。本集团在正常业务中会接受主要高层人员存款及向其提供贷款及信贷融资。于本年及去年，本集团并没有与中银香港及其控股公司之主要高层人员或其有关连人士进行重大交易。

主要高层人员截至2008年12月31日及2007年12月31日止年度之薪酬如下：

(d) Key management personnel

Key management are those persons having authority and responsibility for planning, directing and controlling the activities of the Group, directly or indirectly, including directors and senior management. The Group accepts deposits from and grants loans and credit facilities to key management personnel in the ordinary course of business. During both the current and prior years, no material transaction was conducted with key management personnel of BOCHK, its holding companies and parties related to them.

The key management compensation for the year ended 31 December 2008 and 2007 is detailed as follows:

	2008	2007
	港币百万元 HK\$m	港币百万元 HK\$m
薪酬及其他短期员工福利	53	43
退休福利	1	1
	54	44

财务报表附注 (续) Notes to the Financial Statements (continued)

47. 主要之有关连人士交易 (续) 47. Significant related party transactions (continued)

(e) 与财政部及中国人民银行进行的交易

本集团在正常业务中与该企业进行银行业务交易，包括买入及赎回库券及货币市场交易，其于结算日之结余及于年内相关的收入及支出摘要如下：

(e) Transactions with Ministry of Finance and The People's Bank of China

The Group enters into banking transactions with these entities in the normal course of business. These include purchases and redemption of treasury bonds and money market transactions. The outstanding balances at the year end, and the related income and expenses for the year are as follows:

		2008		2007	
		利息收入 / (支出) Interest income/ (expense)	年末結餘 Outstanding balance at end of the year	利息收入 / (支出) Interest income/ (expense)	年末結餘 Outstanding balance at end of the year
		港币百万元 HK\$m	港币百万元 HK\$m	港币百万元 HK\$m	港币百万元 HK\$m
贷款及其他账项	Advances and other accounts	4	81	8	120
库券	Treasury bonds	79	1,776	57	1,422
存放银行及其他金融机构	Due from banks and other financial institutions	660	51,769	262	29,405
银行及其他金融机构之存款	Due to banks and other financial institutions	(1)	2	(1)	1

财务报表附注 (续) Notes to the Financial Statements (continued)

47. 主要之有关连人士交易 (续) 47. Significant related party transactions (continued)

(f) 与汇金及其他汇金控制之公司进行的交易

汇金是经中华人民共和国国务院批准代表国家行使出资人权力，并为中国银行之主要控股公司。因此，汇金代表国家通过其在中国银行的权益而成为本银行的最终控股公司。

截至 2008 年 12 月 31 日止年度内，本集团与汇金没有任何结余及没有进行任何交易 (2007 年：无)。

汇金于某些内地企业均拥有控制权益。本集团在正常业务中与该等公司进行银行业务交易，包括贷款、证券投资及货币市场交易，其于结算日之结余及于年内相关的收入及支出摘要如下：

(f) Transactions with Central SAFE and other companies controlled by Central SAFE

Central SAFE is the controlling entity of BOC. Central SAFE is approved by the State Council of the PRC to assume the rights and obligations of the equity owner on behalf of the State. Accordingly, Central SAFE, acting on behalf of the State, has become the ultimate holding company of the Bank by virtue of its interest in BOC.

The Group did not have any balances or enter into any transactions with Central SAFE for the year ended 31 December 2008 (2007: Nil).

Central SAFE has controlling equity interests in certain other entities in the PRC. The Group enters into banking transactions with these companies in the normal course of business. These include loans, investment securities and money market transactions. The outstanding balances at the year end, and the related income and expenses for the year are as follows:

	2008		2007	
	利息收入 / (支出) Interest income / (expense) 港币百万元 HK\$'m	年末結餘 Outstanding balance at end of the year 港币百万元 HK\$'m	利息收入 / (支出) Interest income / (expense) 港币百万元 HK\$'m	年末結餘 Outstanding balance at end of the year 港币百万元 HK\$'m
贷款及其他账项	-	-	-	23
证券投资	196	5,479	89	2,433
公允价值变化计入损益之金融资产	-	13	-	9
存放银行及其他金融机构	171	3,780	85	1,443
银行及其他金融机构之存款	(67)	1,214	(21)	2,417

财务报表附注（续） Notes to the Financial Statements (continued)

47. 主要之有关连人士交易（续） 47. Significant related party transactions (continued)

(g) 与其他国有企业进行的交易

除汇金、其他汇金控制之公司、间接控股公司中国银行及其附属公司外，国有企业指由中华人民共和国政府透过政府机构、代理及附属成员直接或间接持有50%以上股权或投票权、能控制或有权支配企业的财务或营运政策之企业。本集团与其他国有企业有大量交易。这些交易在正常业务中进行，包括但不限于下列各项：

- 借贷、提供贷项及担保和接受存款；
- 银行同业之存放及结余；
- 售卖、购买、包销及赎回由其他国有企业所发行之债券；
- 提供外汇、汇款及相关投资服务；
- 提供信托业务；及
- 购买公共事业、交通工具、电信及邮政服务。

公共事务、交通工具、电信及邮政服务是由服务提供者按市场价格收费。管理层相信按其评估，于年内该等有关连人士交易之数额并不重大，故没有披露。

(g) Transactions with other state-controlled entities

The state-controlled entities are those, other than BOC (the intermediate holding company and its subsidiaries) and Central SAFE and its controlled companies over which the PRC government directly or indirectly holds over 50% of the outstanding shares or voting rights, and has the ability to control or the power to govern their financial or operational policies through its government authorities, agencies and affiliates. The Group has extensive transactions with other state controlled entities. These transactions, conducted in the ordinary course of business, may include, but are not limited to, the following:

- lending, provision of credits and guarantees and deposit taking;
- inter-bank balance taking and placing;
- sale, purchase, underwriting and redemption of bonds issued by other state-controlled entities;
- rendering of foreign exchange, remittance, investment related services;
- provision of fiduciary activities; and
- purchase of utilities, transport, telecommunication and postal services.

Utilities, transport, telecommunication and postal services are charged by service providers at market rates. Management believes that, based on their assessment, the amounts of such related party transactions are insignificant for the year and therefore are not disclosed.

财务报表附注 (续) Notes to the Financial Statements (continued)

47. 主要之有关连人士交易 (续) 47. Significant related party transactions (continued)

(g) 与其他国有企业进行的交易 (续)

其他与国有企业在正常业务中进行之交易及结余详尽资料如下:

(i) 金融资产 / 金融负债

(g) Transactions with other state-controlled entities (continued)

Details of other transactions and balances with stated-controlled entities conducted in the ordinary course of business are set forth below:

(i) Financial assets/financial liabilities

	2008		2007	
	利息收入 / (支出) Interest income/ (expense) 港币百万元 HK\$m	年末結餘 Outstanding balance at end of the year 港币百万元 HK\$m	利息收入 / (支出) Interest income/ (expense) 港币百万元 HK\$m	年末結餘 Outstanding balance at end of the year 港币百万元 HK\$m
贷款及其他账项 (总额)	1,870	57,260	1,899	39,828
按个别评估贷款减值准备	-	122	-	28
证券投资	276	6,153	323	7,158
公允价值变化计入损益之金融资产	44	847	31	1,219
存放银行及其他金融机构	107	2,154	452	6,969
银行及其他金融机构之存款	(237)	25,082	(286)	18,667
客户存款	(808)	59,983	(1,163)	29,927

(ii) 或然负债及承担 (包括担保)

(ii) Contingent liabilities and commitments (including guarantees)

2008	2007
港币百万元 HK\$m	港币百万元 HK\$m

43,866	36,145
--------	--------

(iii) 衍生工具之结余 (名义合约数额)

(iii) Outstanding derivative transactions (notional amount)

2008	2007
港币百万元 HK\$m	港币百万元 HK\$m

6,685	1,686
-------	-------

财务报表附注 (续) Notes to the Financial Statements (continued)

48. 流动资金比率

48. Liquidity ratio

	<u>2008</u>	<u>2007</u>
平均流动资金比率	<u>41.74%</u>	<u>50.92%</u>

平均流动资金比率

Average liquidity ratio

平均流动资金比率是以本银行年内每月平均流动资金比率的简单平均值计算。

The average liquidity ratio is calculated as the simple average of each calendar month's average liquidity ratio of the Bank for the year.

流动资金比率是根据《银行业条例》附表四及以单独基准（即只包括香港办事处）计算。

The liquidity ratio is computed on the solo basis (the Hong Kong offices only) and is in accordance with the Fourth Schedule to the Banking Ordinance.

财务报表附注 (续) Notes to the Financial Statements (continued)

49. 货币风险

下表列出因外汇自营交易、非自营交易及结构性仓位而产生之主要外币风险额。期权盘净额乃根据所有外汇期权合约之「得尔塔加权持仓」为基础计算。

49. Currency concentrations

The following is a summary of the major foreign currency exposures arising from trading, non-trading and structural positions. The net options position is calculated based on the basis of delta-weighted positions of all foreign exchange options contracts.

		2008							
		港币百万元等值							
		Equivalent in million of HK\$							
		美元	日圆	欧元	澳元	英镑	人民币	其他货币	总计
		US	Japanese	Euro	Australian	Pound	Renminbi	其他货币	总计
		Dollars	Yen	Euro	Dollars	Sterling	Yuan	Others	Total
现货资产	Spot assets	322,611	45,677	39,953	26,578	13,662	69,588	11,006	529,075
现货负债	Spot liabilities	(278,441)	(10,671)	(26,033)	(28,009)	(16,730)	(68,161)	(22,252)	(450,297)
远期买入	Forward purchases	328,459	28,024	31,497	17,948	18,249	22,282	39,376	485,835
远期卖出	Forward sales	(364,547)	(62,847)	(45,720)	(16,688)	(15,190)	(22,273)	(28,126)	(555,391)
期权盘净额	Net options position	131	2	7	8	(9)	-	3	142
长 / (短) 盘净额	Net long/(short) position	8,213	185	(296)	(163)	(18)	1,436	7	9,364
结构仓位净额	Net structural position	158	-	-	-	-	1,719	-	1,877

		2007							
		港币百万元等值							
		Equivalent in million of HK\$							
		美元	日圆	欧元	澳元	英镑	人民币	其他货币	总计
		US	Japanese	Euro	Australian	Pound	Renminbi	其他货币	总计
		Dollars	Yen	Euro	Dollars	Sterling	Yuan	Others	Total
现货资产	Spot assets	321,190	2,019	15,739	27,376	6,028	44,929	7,364	424,645
现货负债	Spot liabilities	(220,339)	(4,764)	(9,215)	(24,055)	(12,951)	(44,055)	(19,615)	(334,994)
远期买入	Forward purchases	159,983	22,718	25,775	22,051	25,907	26,760	43,162	326,356
远期卖出	Forward sales	(257,677)	(20,215)	(32,238)	(25,426)	(18,858)	(26,322)	(30,823)	(411,559)
期权盘净额	Net options position	107	(16)	(17)	22	(5)	-	(9)	82
长 / (短) 盘净额	Net long/(short) position	3,264	(258)	44	(32)	121	1,312	79	4,530
结构仓位净额	Net structural position	84	-	-	-	-	459	-	543

财务报表附注 (续)

Notes to the Financial Statements (continued)

50. 跨国债权

50. Cross-border claims

跨国债权资料显示对海外交易对手之最终风险之地区分布，并会按照交易对手所在地计入任何风险转移。一般而言，假如债务之担保人所处国家与借贷款人不同，或债务由某银行之海外分行作出而其总公司位处另一国家，则会确认跨国债权风险之转移。占总跨国债权 10%或以上之地区方作分析及披露如下：

The information on cross-border claims discloses exposures to foreign counterparties on which the ultimate risk lies, and is derived according to the location of the counterparties after taking into account any transfer of risk. In general, such transfer of risk takes place if the claims are guaranteed by a party in a country, which is different from that of the counterparty, or if the claims are on an overseas branch of a bank whose head office is located in another country. Only regions constituting 10% or more of the aggregate cross-border claims are analysed by geographical areas and disclosed as follows:

	银行 Banks	公共机构 Public sector entities	其他 Others	总计 Total
	港币百万元 HK\$m	港币百万元 HK\$m	港币百万元 HK\$m	港币百万元 HK\$m
于 2008 年 12 月 31 日				
At 31 December 2008				
亚洲，不包括香港				
Asia, other than Hong Kong				
- 中国内地	62,532	52,228	47,481	162,241
- 日本	19,475	39,462	1,522	60,459
- 其他	42,366	54	16,293	58,713
	<u>124,373</u>	<u>91,744</u>	<u>65,296</u>	<u>281,413</u>
北美洲				
North America				
- 美国	3,812	29,065	60,801	93,678
- 其他	20,380	686	150	21,216
	<u>24,192</u>	<u>29,751</u>	<u>60,951</u>	<u>114,894</u>
西欧				
Western Europe				
- 德国	35,693	664	1,252	37,609
- 其他	126,866	353	6,946	134,165
	<u>162,559</u>	<u>1,017</u>	<u>8,198</u>	<u>171,774</u>
总计	<u>311,124</u>	<u>122,512</u>	<u>134,445</u>	<u>568,081</u>
Total	<u>311,124</u>	<u>122,512</u>	<u>134,445</u>	<u>568,081</u>

财务报表附注 (续) Notes to the Financial Statements (continued)

50. 跨国债权 (续) 50. Cross-border claims (continued)

		银行 Banks	公共机构 Public sector entities	其他 Others	总计 Total
		港币百万元 HK\$m	港币百万元 HK\$m	港币百万元 HK\$m	港币百万元 HK\$m
于 2007 年 12 月 31 日	At 31 December 2007				
亚洲, 不包括香港	Asia, other than Hong Kong				
- 中国内地	- Mainland China	56,017	30,753	29,699	116,469
- 日本	- Japan	26,513	-	2,222	28,735
- 其他	- Others	46,512	469	17,363	64,344
		<u>129,042</u>	<u>31,222</u>	<u>49,284</u>	<u>209,548</u>
北美洲	North America				
- 美国	- United States	6,200	27,179	76,783	110,162
- 其他	- Others	18,081	-	68	18,149
		<u>24,281</u>	<u>27,179</u>	<u>76,851</u>	<u>128,311</u>
西欧	Western Europe				
- 德国	- Germany	41,201	-	2,331	43,532
- 其他	- Others	148,144	3	11,827	159,974
		<u>189,345</u>	<u>3</u>	<u>14,158</u>	<u>203,506</u>
总计	Total	<u>342,668</u>	<u>58,404</u>	<u>140,293</u>	<u>541,365</u>

财务报表附注 (续) **Notes to the Financial Statements (continued)**

51. 非银行的中国内地风险承担

非银行业之交易对手乃按照金管局报表「贷款、垫款及准备金分析季报表」内的定义界定。于12月31日有关非银行的内地风险承担如下：

51. Non-bank Mainland China exposures

Non-bank counterparties are identified in accordance with the definitions set out in the prudential return “Quarterly Analysis of Loans and Advances and Provisions” issued by the HKMA. Exposures in Mainland China arising from non-bank counterparties at 31 December are summarised as follows:

		2008			
	资产负债表内的 风险承担 On- balance sheet exposure 港币百万元 HK\$m	资产负债表外的 风险承担 Off- balance sheet exposure 港币百万元 HK\$m	总风险承担 Total exposure 港币百万元 HK\$m	个别评估 之减值准备 Individually assessed impairment allowances 港币百万元 HK\$m	
中国内地机构	Mainland China entities	79,365	66,107	145,472	53
中国境外公司及个人用于境内的信贷	Companies and individuals outside Mainland China where the credit is granted for use in Mainland China	25,979	13,701	39,680	119
其他非银行的中国内地风险承担	Other non-bank Mainland China exposures	<u>14,095</u>	<u>7,824</u>	<u>21,919</u>	<u>56</u>
		<u>119,439</u>	<u>87,632</u>	<u>207,071</u>	<u>228</u>
		2007			
	资产负债表内的 风险承担 On- balance sheet exposure 港币百万元 HK\$m	资产负债表外的 风险承担 Off- balance sheet exposure 港币百万元 HK\$m	总风险承担 Total exposure 港币百万元 HK\$m	个别评估 之减值准备 Individually assessed impairment allowances 港币百万元 HK\$m	
中国内地机构	Mainland China entities	60,275	44,698	104,973	23
中国境外公司及个人用于境内的信贷	Companies and individuals outside Mainland China where the credit is granted for use in Mainland China	23,142	17,535	40,677	13
其他非银行的中国内地风险承担	Other non-bank Mainland China exposures	<u>10,133</u>	<u>8,261</u>	<u>18,394</u>	<u>8</u>
		<u>93,550</u>	<u>70,494</u>	<u>164,044</u>	<u>44</u>

财务报表附注 (续)

Notes to the Financial Statements (continued)

52. 最终控股公司

52. Ultimate holding company

汇金代表国家为本银行之最终控股公司。而中国银行则为本银行之间接控股公司。

Central SAFE, acting on behalf of the State, is the ultimate holding company of the Bank whilst BOC is the Bank's intermediate holding company.

53. 财务报表核准

53. Approval of financial statements

本财务报表已于 2009 年 3 月 24 日经董事会通过及核准发布。

The financial statements were approved and authorised for issue by the Board of Directors on 24 March 2009.

未经审核之 补充财务资料

风险管理

总览

集团深信良好的风险管理是企业成功的重要元素，因此，在日常经营中高度重视风险管理，并强调风险控制与业务增长及发展之间要取得有机平衡。集团业务的主要内在风险包括信誉风险、法律及合规风险、策略风险、信贷风险、市场风险、利率风险、流动资金风险及操作风险。集团的风险管理目标是在提高股东价值的同时确保风险控制在可接受的水平之内。

风险管理管治架构

集团风险管理管治架构覆盖业务发展的全部过程，以保证在业务经营中的各类风险都能得到有效管理及控制。集团拥有完善的风险管理架构，并有一套全面的风险管理政策及程序，用以识别、量度、监察及控制可能出现的各类风险。集团亦定期重检及更新风险管理政策及程序，以配合市场及业务策略的转变。不同层面的风险承担者分别负责与其相关的风险管理责任。

董事会代表着股东的利益，是集团风险管理的最高决策机构，并对风险管理负最终责任。董事会在其属下委员会的协助下，负责确定集团的总体风险管理策略，并确保集团具备有效的风险管理系统以落实执行有关策略。董事会下设常设委员会即风险委员会，负责监控本集团各类风险；审批高层次的风险相关政策，并监督其执行；审查重大的或高风险的风险承担或交易，并对认为不应该进行的交易行使否决权。稽核委员会协助董事会履行内部监控系统的监控职责。

Unaudited Supplementary Financial Information

Risk Management

Overview

The Group believes that sound risk management is crucial to the success of any organisation. In its daily operation, the Group attaches a high degree of importance to risk management and emphasises that a balance must be struck between risk control and business growth and development. The principal types of risk inherent in the Group's businesses are reputation risk, legal and compliance risk, strategic risk, credit risk, market risk, interest rate risk, liquidity risk and operational risk. The Group's risk management objective is to enhance shareholder value by maintaining risk exposures within acceptable limits.

Risk Management Governance Structure

The Group's risk management governance structure is designed to cover the whole process of all businesses and ensure that various risks are properly managed and controlled in the course of conducting business. The Group has a sound risk management organisational structure for implementing a comprehensive set of policies and procedures to identify, measure, monitor and control various risks that may arise. These risk management policies and procedures are regularly reviewed and modified to reflect changes in markets and business strategies. Various groups of risk takers assume their respective responsibilities for risk management.

The Board of Directors, representing the interests of shareholders, is the highest decision-making authority of the Group and has the ultimate responsibility for risk management. The Board, with the assistance of its committees, has the primary responsibility for formulating risk management strategies and ensuring that the Group has an effective risk management system to implement these strategies. The Risk Committee (RC), a standing committee established by the Board of Directors, is responsible for overseeing the Group's various types of risks, reviewing and approving high-level risk-related policies and overseeing their implementation, reviewing significant or high risk exposures or transactions and exercising its power of veto if it considers that any transaction should not proceed. The Audit Committee (AC) assists the Board in fulfilling its role in overseeing the internal control system.

未经审核之 补充财务资料 (续)

风险管理 (续)

风险管理管治架构 (续)

总裁负责管理本集团各类风险，审批详细的风险管理政策，在董事会授权范围内审批重大风险承担或交易。风险总监负责协助总裁履行对各类风险日常管理的职责，提出新的风险管理策略、项目和措施以配合监管要求的变化，从而更好地监察及管理新业务、产品及营运环境转变而引致的风险。风险总监还根据授权负责审核重大风险承担或交易，并对认为不应该进行的交易行使否决权。

本集团的不同单位都有其相应的风险管理责任。业务单位是风险管理的第一道防线，而风险管理单位则独立于业务单位，负责各类风险的日常管理，以及草拟、检查和更新各类风险管理政策和程序。

集团的主要附属银行南商、南商(中国)及集友，亦采用与集团一致的风险管理政策。这些附属公司独立执行其风险管理策略，并定期向集团管理层汇报。

信贷风险管理

信贷风险指因客户或交易对手未能或不愿意履行与本集团签订的合约责任的风险。信贷风险主要来自借贷、贸易融资及资金业务，包括银行同业交易、债券及证券投资。集团信贷风险管理之详细资料请见本年报中财务报表附注4。

利率风险管理

集团的利率风险主要是结构性风险。结构性持仓的主要利率风险类别为利率重订风险、利率基准风险、收益率曲线风险及客户择权风险。集团利率风险管理之详细资料请见本年报中财务报表附注4。

Unaudited Supplementary Financial Information (continued)

Risk management (continued)

Risk Management Governance Structure (continued)

The Chief Executive (CE) is responsible for managing the Group's various types of risks, approving detailed risk management policies, and approving material risk exposures or transactions within his authority delegated by the Board of Directors. The Chief Risk Officer (CRO) assists the CE in fulfilling his responsibilities in the day-to-day management of risks. The CRO is responsible for initiating new risk management strategies, projects and measures that will enable the Group to better monitor and manage new risk issues or areas that may arise from time to time from new businesses, products and changes in the operating environment. He may also take appropriate initiatives in response to regulatory changes. The CRO is also responsible for reviewing material risk exposures or transactions within his delegated authority and exercising his power of veto if he believes that any transaction should not proceed.

Various units of the Group have their respective risk management responsibilities. Business units act as the first line of defence while risk management units, which are independent from the business units, are responsible for the day-to-day management of different kinds of risks. Risk management units have the primary responsibilities for drafting, reviewing and updating various risk management policies and procedures.

The Group's principal banking subsidiaries, Nanyang, Nanyang (China) and Chiyu, are subject to risk policies that are consistent with those of the Group. These subsidiaries execute their risk management strategies independently and report to the Group's management on a regular basis.

Credit Risk Management

Credit risk is the risk that a customer or counterparty will be unable to or unwilling to meet its obligations under a contract. It arises principally from the lending, trade finance and treasury businesses, and covers inter-bank transactions as well as investments in bonds and securities. For details of the Group's Credit Risk Management, please refer to Note 4 to the Financial Statements in this Annual Report.

Interest Rate Risk Management

The Group's interest rate risk exposures are mainly structural. The major types of interest rate risk from structural positions are repricing risk, basis risk, yield curve risk and option risk. For details of the Group's Interest Rate Risk Management, please refer to Note 4 to the Financial Statements in this Annual Report.

未经审核之 补充财务资料 (续)

风险管理 (续)

市场风险管理

市场风险是指因为市场利率或价格波动导致出现亏损的风险。集团交易账的市场风险包括来自客户业务及自营持仓。自营持仓每日均会按市值计价。风险包括因为外汇、利率、股票和商品价格波动引致的潜在损失。集团银行账的市场风险来自集团债券投资盘。风险包括因为市场参数变化而引致的潜在损失(例如授信、流动及利率风险)。持仓每月均会按市值计价。

市场风险管理架构

市场风险根据风险委员会批核的主要风险限额, 包括头盘限额和 / 或风险因素敏感度限额进行管理。由 2007 年 4 月份开始中银香港正式应用涉险值限额作为日常风险控管工具。整体风险限额参照不同的风险产品, 包括利率、汇率、商品及股票价格, 再细分为不同限额。而风险产品分类是根据交易内所含风险特点划分为不同的风险产品类别。

集团银行账产生之市场风险须按资产负债管理委员会审批的主要风险限额, 包括管理层关注亏损上限及管理层关注预警亏损上限进行管理。有关报告每月定期向资产负债管理委员会汇报。

Unaudited Supplementary Financial Information (continued)

Risk management (continued)

Market Risk Management

Market risk is the risk of loss that results from movements in market rates and prices. The Group's market risk in the trading book arises from customer-related business and proprietary trading. Trading positions are subject to daily mark-to-market valuation. The risk includes potential losses arising from a change in foreign exchange and interest rates as well as the prices of equities and commodities. The major market risk in the banking book arises from the Group's investment portfolio. The risk includes potential losses arising from changes in market parameters such as credit, liquidity, and interest rate risk. These positions are subject to monthly mark-to-market valuation.

Market risk management framework

Market risk is managed within various major risk limits approved by the RC, including risk positions and/or risk factor sensitivities. Since April 2007, BOCHK has also formally applied Value-at-Risk (VAR) limit as a daily risk management tool. These overall risk limits are divided into sub-limits by reference to different risk products, including interest rates, foreign exchange rates, commodities and equities. Transactions are classified into different risk product categories according to the prominent type of risk inherent in the transactions.

Market risk arising from the banking book is managed within various risk limits such as P/L Management Alert Limit (P/L MAL) and P/L Management Alert Trigger (P/L MAT) which are approved by ALCO. The mark-to-market result is reported to ALCO on a monthly basis.

未经审核之
补充财务资料 (续)
风险管理 (续)

Unaudited Supplementary Financial Information (continued)
Risk management (continued)

市场风险管理 (续)

集团的风险管理目标是在提高股东价值的同时确保风险控制可接受的水平之内。集团之市场风险管理框架包括三个层次：董事会以及辖下的风险委员会为最高决策机构。制订风险管理程序、实施机制、及监控合规情况，主要由高级管理层(包括总裁、风险总监)负责。风险管理部负责监察集团市场风险，确保整体和个别的市场风险均控制在集团可接受的风险水平之内。另每天对风险承担进行监控，以确保控制在既定的风险限额内并且定期向管理层汇报。南商和集友均设有独立的风险监控单位，每日对限额合规进行监控。

集团规定各单位在经过风险委员会批核的各市场风险限额和高级管理层批准的可叙做工具清单内经营业务，从而控制市场风险，并且规定各单位需执行严谨的新产品审批程序以确保全面识别、正确度量 and 充分监控所有的风险。

集团也采用涉险值技术量度交易账的潜在损失和市场风险，定期向风险委员会和高级管理层报告。涉险值是一种统计学方式，用以估量在一段特定时间内，按指定的置信度，所持头盘可能造成的损失。中银香港作为集团内承担主要交易账市场风险的银行机构，其市场风险以主要货币外汇敞口为主，日常亦以涉险值监控其交易账市场风险。

Market Risk Management (continued)

As aforesaid, the Group's risk management objective is to enhance shareholder value by maintaining risk exposures within acceptable limits. The Group's market risk management framework comprises three levels. The Board of Directors and its Risk Committee are the ultimate decision-making authorities. The formulation of risk management procedures and the implementation mechanism, and the monitoring of compliance are mainly the responsibility of the Group's senior management (including CE and CRO). RMD is responsible for overseeing the Group's market risk to ensure that overall and individual market risks are within the Group's risk tolerance. Risk exposures are monitored on a day-to-day basis to ensure that they are within the established risk limits and are regularly reported to the senior management. Nanyang and Chiyu have their own independent risk monitoring units to monitor limit compliance on a daily basis.

The Group's controls of market risk by restricting individual operations to trade only a list of permissible instruments authorised by senior management and within various market risk limits approved by RC. The individual operations are also required to enforce rigorous new product approval procedures to ensure that all risks that may arise are thoroughly identified, properly measured and adequately controlled.

The Group also uses the VAR technique to measure potential losses and market risks of its trading book for reporting to the RC and senior management on a periodic basis. VAR is a statistical technique which estimates the potential losses that could occur on risk positions taken over a specified time horizon within a given level of confidence. BOCHK, being the banking entity within the Group with the major trading positions, which are mainly foreign currency positions in major currencies, uses VAR technique to monitor and control market risk on a daily basis.

未经审核之
补充财务资料 (续)

Unaudited Supplementary Financial Information (continued)

风险管理 (续)

Risk management (continued)

市场风险管理 (续)

自 2007 年 4 月起, 涉险值的计算由方差 / 协方差的方法更改为历史模拟法。集团采用市场利率及价格的历史变动、99%置信水平及 1 天持有期等基准, 计算组合及个别涉险值。利用过去 2 年的市场数据来计算市场价格的波动。

Market Risk Management (continued)

The Group has changed its VAR calculation from a variance/co-variance basis to a historical simulation basis with effect from April 2007. The Group uses historical movements in market rates and prices, a 99% confidence level and a 1-day holding period to calculate portfolio and individual VAR. Movements in market prices are calculated by reference to market data from the last two years.

涉险值

以下表格详述中银香港自营市场风险持仓的涉险值¹：

VAR

The following table sets out the VAR for all trading market risk exposure¹ of BOCHK.

		12 月 31 日	全年 最低数值	全年 最高数值	全年 平均数值	
港币百万元	HK\$m	At 31 December	Minimum for the year	Maximum for the year	Average for the year	
所有市场风险持仓之涉险值	VAR for all market risk	2008	12.6	3.0	13.5	6.5
		2007	3.2	1.4	10.4	4.1
汇率风险产品持仓之涉险值	VAR for foreign exchange risk products	2008	13.1	2.5	14.2	6.0
		2007	2.7	1.0	9.4	4.0
利率风险产品持仓之涉险值	VAR for interest rate risk products	2008	4.2	1.0	5.9	2.9
		2007	1.5	0.5	3.9	1.6
股票风险产品持仓之涉险值	VAR for equity risk products	2008	0.2	0.1	2.8	0.5
		2007	0.4	0.1	1.1	0.4
商品风险产品持仓之涉险值	VAR for commodity risk products	2008	0.0	0.0	0.5	0.0
		2007	0.0	0.0	0.4	0.1

2008 年, 中银香港从市场风险相关的自营交易活动赚得的每日平均收益²为港币 5.35 百万元 (2007 年: 港币 3.06 百万元)。

In 2008, the average daily revenue² of BOCHK earned from market risk-related trading activities was HK\$5.35 million (2007: HK\$3.06 million).

¹ 不包括外汇结构性敞口的涉险值

¹ Structural FX positions have been excluded.

² 不包括外汇结构性敞口的损益及背对背收入

² Revenues from structural FX positions and back-to-back transactions have been excluded.

**未经审核之
 补充财务资料（续）
 风险管理（续）**

**Unaudited Supplementary Financial Information (continued)
 Risk management (continued)**

市场风险管理（续）

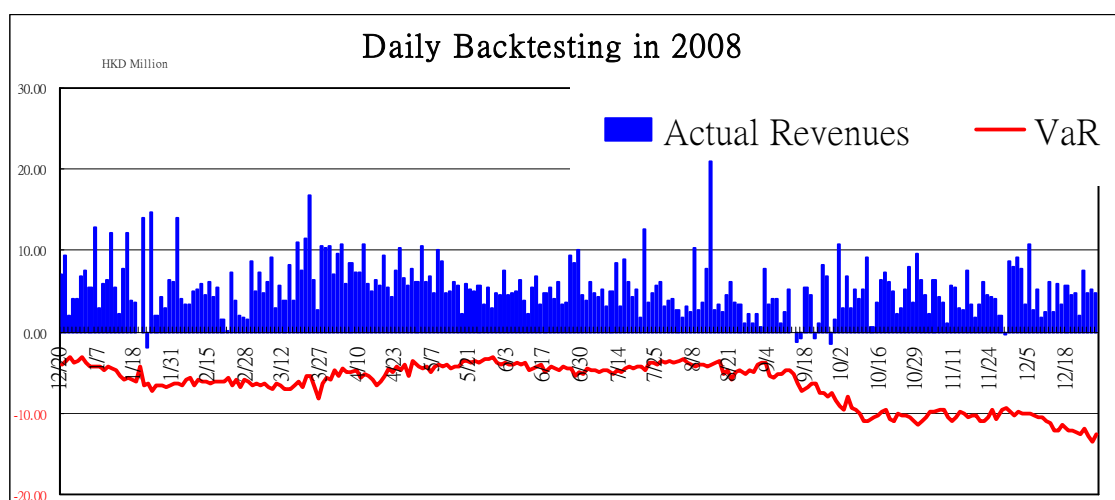
利用回顾测试可以检讨涉险值的准确性。回顾测试是将交易账持盘的涉险值数字与下一个交易日从这些持盘得到的实际收入作出比较，而实际交易收入中不包括非交易收益，例如费用及佣金。若交易收入为负值而且超越涉险值数字，则出现例外情况。回顾测试结果向集团高级管理层（包括总裁及风险总监）报告。

一般而言，以 99%置信水平及 1 天持有期计算的涉险值，在连续 12 个月内的例外情况应该不超过 4 次。中银香港每月进行回顾测试，下图表示中银香港实际交易收入以及回顾测试的结果。

Market Risk Management (continued)

The predictive power of the VAR measure is monitored by backtesting, which compares the calculated VAR figure of those trading positions of each business day with the actual revenues arising on those positions on the next business day. These actual revenues exclude non-trading income, including fees and commissions. If backtesting revenues are negative and exceeding the VAR, a "backtesting exception" is noted. Backtesting results are reported to the Group's senior management, including CE and CRO.

Generally speaking, the number of backtesting exceptions in a rolling 12-month period will not exceed four times, given a 99% confidence level. BOCHK conducts backtesting on a monthly basis and the graph below shows the backtesting result of the trading VAR of BOCHK.



在 2008 年内，中银香港没有实际交易损失超过涉险值的情况。

There is no actual loss exceeding the VAR estimate for BOCHK in 2008.

未经审核之 补充财务资料 (续)

风险管理 (续)

市场风险管理 (续)

虽然涉险值是量度风险的一项重要指引, 但应留意它有一定局限性, 例如:

- 采用过往数据作为估计未来动态的准则, 未能顾及所有可能出现的情况, 特别是一些极端情况;
- 一日持仓期的计算方法乃假设所有头盘均可以在一日内套现或对冲。这项假设未必能完全反映市场风险, 尤其在市场流通度极低时, 可能未及在一日持仓期内套现或对冲所有头盘, 因而产生的市场风险;
- 根据定义, 当采用 99% 置信水平时, 即未有考虑在此置信水平以外或会出现的亏损; 以及
- 涉险值是以营业时间结束时的头盘作计算基准, 因此并不一定反映交易时段内的风险。

集团理解上述局限, 并制定其他头盘及敏感度限额, 以补充涉险值限额的局限性。此外, 集团亦对个别组合及集团的整体头盘情况进行多种压力测试。交易账压力测试包括按不同风险因素改变的严峻程度所作的敏感性测试, 以及对历史事件的情景分析, 包括 1987 股灾、1994 债券市场危机、1997 亚洲金融风暴和 2001 年美国 911 事件。因应 2008 年金融市场的动荡情况, 集团亦重检相关的压力测验以确保其足够性。集团高层管理人员透过压力测试, 评估当出现特定的极端事故时所引致的金融冲击对集团所承担的市场风险的影响。

Unaudited Supplementary Financial Information (continued)

Risk management (continued)

Market Risk Management (continued)

Although a valuable guide to risk, VAR should always be viewed in the context of its limitations. For example:

- the use of historical data as a proxy for estimating future events may not encompass all potential events, particularly those which are extreme in nature;
- the use of a one-day holding period assumes that all positions can be liquidated or hedged in one day. This may not fully reflect the market risk arising at times of severe illiquidity, when a one-day holding period may be insufficient to liquidate or hedge all positions fully;
- the use of a 99 per cent confidence level, by definition, does not take into account losses that might occur beyond this level of confidence; and
- VAR is calculated on the basis of exposures outstanding at the close of business and therefore does not necessarily reflect intra-day exposures.

The Group recognises these limitations by augmenting its VAR limits with other position and sensitivity limit structures. Additionally, the Group applies a wide range of stress testing, both on individual portfolios and on the Group's consolidated positions. The stress testing programme of the trading book includes sensitivity testing on changes in risk factors with various degrees of severity, as well as scenario analysis on historical events including the 1987 Equity Market Crash, 1994 Bond Market Crash, the 1997 Asian Financial Crisis and the 11 September event in the United States in 2001. The Group also reassesses the stress testing programme to ensure its adequacy in view of the financial market crisis in 2008. The Group's stress-testing regime provides the senior management with an assessment of the financial impact of identified extreme events on the market risk exposures of the Group.

未经审核之 补充财务资料 (续)

风险管理 (续)

流动资金风险管理

流动资金管理的目标是令集团即使在恶劣市况下，仍能按时应付所有到期债务，以及为其资产增长和策略机会提供所需资金，避免要在紧急情况下被迫出售资产套现。

集团业务所需的资金主要来自零售及企业客户的存款。此外，集团亦可发行存款证以获取长期资金，或透过调整集团投资组合内的投资组合获取资金。集团将资金大部分用于贷款、投资债务证券或拆放同业。

集团透过现金流分析(分别在正常及压力情况下)和检视存款稳定性、风险集中性、错配比率、贷存比率及投资组合的流动资金状况，来监察流动资金风险。集团资产负债管理策略的主要目标，是要在有效的风险管理机制内保持足够的流动性和资本金水平，同时争取最佳回报。资产负债管理委员会负责制订政策方针(包括流动风险应变计划)，风险委员会负责审批流动资金管理政策。司库部根据既定政策对流动资金风险进行管理。财务部负责监察集团的流动资金风险，定期向资产负债管理委员会汇报。风险管理部对司库部提出的政策、办法及限额进行审核。

在 2008 年，本集团进一步强化自身的流动资金风险管理程序，因应市场情况加入更多严谨的压力测试要求。

Unaudited Supplementary Financial Information (continued)

Risk management (continued)

Liquidity Risk Management

The aim of liquidity management is to enable the Group to meet, even under adverse market conditions, all its maturing repayment obligations on time, and to fund all its asset growth and strategic opportunities without forced liquidation of its assets at short notice.

The Group funds its operations principally by accepting deposits from retail and corporate depositors. In addition, the Group may issue certificates of deposit to secure long-term funds. Funding may also be secured through adjusting the asset mix in the Group's investment portfolio. The Group uses the majority of funds raised to extend loans, to purchase debt securities or to conduct interbank placements.

The Group monitors the liquidity risks using cash flow analysis (under normal condition and stress conditions respectively) and by examining deposit stability, concentration risk, mismatch ratios, loan-to-deposit ratio and liquidity profile of the investment portfolio. The primary objective of the Group's asset and liability management strategy is to achieve optimal returns while ensuring adequate levels of liquidity and capital within an effective risk control framework and ALCO is responsible for establishing these policy directives (including the liquidity contingency plan), and RC sanctions the liquidity management policies. TD manages the liquidity risk according to the established policies. FD monitors the Group's liquidity risks and reports to ALCO regularly. RMD reviews the policies, guidelines and limits proposed by TD.

In 2008, the Group further enhanced its liquidity risk management process by putting in place more stringent stress testing requirements in view of the then prevailing market situation.

未经审核之
补充财务资料（续）
风险管理（续）

Unaudited Supplementary Financial Information (continued)
Risk management (continued)

操作风险管理

操作风险是指因操作流程不完善或失效、人为过失、电脑系统故障或外界突发事件等因素造成损失的风险。

集团建立了有效的内部控制程序，对所有重大活动订下详细的政策及监控措施。设置适当的职责分工和授权乃集团紧守的基本原则。风险管理部制定企业层面的操作风险管理政策及程序，由风险委员会审批。各业务单位的管理层透过采用合适的工具，例如重要风险指标、自我评估及操作风险事件汇报机制来识别、评估及控制潜在于业务流程、活动及产品内的风险，承担管理及汇报其内部操作风险的责任。风险管理部对其变化进行定期监督及持续检查。除当前的操作风险状况之外，过往数据所得出的趋势亦作为潜在风险的预警信息。另外，风险管理部对操作风险状况进行评估，记录操作风险数据，并向风险委员会及高级管理层汇报操作风险事项。集团亦透过购买保险将未能预见的操作风险转移。

对支援紧急或灾难事件时的业务运作备有紧急事故应变方案，并维持充足的后备设施及定期进行演练。

信誉风险管理

信誉风险指因与本集团业务经营有关的负面报道(不论是否属实)，可能引致客户基础缩小、成本高昂的诉讼或收入减少等风险。信誉风险隐藏于各业务运作环节，涉及面广。

Operational Risk Management

Operational risk is the risk of loss resulting from inadequate or failed internal processes, people and systems, or from external events.

The Group has put in place an effective internal control process which requires the establishment of detailed policies and control procedures for all the key activities. Proper segregation of duties and authorisation is the fundamental principle followed by the Group. RMD formulates corporate-level policies and procedures concerning operational risk management which are approved by RC. The management of respective business lines is responsible for managing and reporting operational risks specific to their business units by applying the respective tools such as key risk indicators, self assessment and operational risk events reporting mechanism to identify, assess and control the risks inherent in their business processes, activities and products. These are followed by periodic monitoring and ongoing review of changes by RMD. Besides the current operational risk status, trends derived from historical data are served as alert on potential risks. RMD evaluates the operational risk profile, records operational risk data and reports operational risk issues to RC and the senior management. The Group also takes out insurance to mitigate unforeseeable operational risks.

Business continuity plans are in place to support business operations in the event of emergency or disaster. Adequate backup facilities are maintained and periodic drills are conducted.

Reputation Risk Management

Reputation risk is the risk that negative publicity regarding the Group's business practices, whether genuine or not, will cause a potential decline in the customer base or lead to costly litigation or revenue erosion. Reputation risk is inherent in every aspect of business operation and covers a wide spectrum of issues.

未经审核之 补充财务资料 (续)

风险管理 (续)

信誉风险管理 (续)

为减低信誉风险，本集团制订并遵循信誉风险管理政策。此政策的目的是当信誉风险事件发生时本集团应尽早识别和积极防范，同时要求紧密监察外界的信誉风险事故，并从金融业界已公开的信誉风险事件中汲取经验。

近日的“雷曼迷你债券事件”对本集团的信誉构成了负面影响，因有个案指控集团错误销售相关产品。本集团将谨慎地处理相关客户投诉个案，以减低银行的信誉风险。

法律及合规风险管理

法律风险指因不可执行合约、诉讼或不利判决而可能使本集团运作或财务状况出现混乱或负面影响的风险。合规风险指因未有遵守所有适用的法律和监管规例而可能导致银行须承受法律或监管机构制裁、财务损失或信誉损失的风险。法律及合规风险由法律合规部管理，领导该部门的总经理需向风险总监汇报。

策略风险管理

策略风险是指因在策略制订和实施过程中失当，或未能对市场变化作出及时的调整，从而影响集团现在或未来的财务状况和市场地位的风险。董事会检讨和审批策略风险管理政策。重点战略事项均得到管理层与董事会的充分评估与适当的审批。

本集团会因应最新市场情况及发展，定期检讨业务策略。

Unaudited Supplementary Financial Information (continued)

Risk management (continued)

Reputation Risk Management (continued)

In order to mitigate reputation risk, the Group has formulated and duly followed its Reputation Risk Management Policy. The policy aims to prevent and manage reputation risk proactively at an early stage when an incident occurs. The system entails continuous monitoring of external reputation risk incidents and published failures of risk incidents in the financial industry.

The recent Lehman Minibonds incident has had an adverse impact on the Group's reputation as there have been alleged cases of mis-selling. The Group is handling customer's complaints cautiously so as to minimise the reputation risk.

Legal and Compliance Risk Management

Legal risk is the risk that unenforceable contracts, lawsuits or adverse judgments may disrupt or otherwise negatively affect the operation or financial condition of the Group. Compliance risk is the risk of legal or regulatory sanctions, financial loss, or loss to reputation a bank may suffer as a result of its failure to comply with all applicable laws and regulations. Legal and compliance risks are managed by the Legal and Compliance Department headed by a General Manager who reports to the Chief Risk Officer.

Strategic Risk Management

Strategic risk generally refers to the risks that may induce immediate or future negative impact on the financial and market positions of the Group because of poor strategic decisions, improper implementation of strategies and lack of response to the market. The Board of Directors reviews and approves the policy for the management of strategic risks. Key strategic issues have to be fully evaluated and properly endorsed by the senior management and the Board.

The Group will regularly review its business strategies to cope with the latest market situation and developments.

未经审核之
补充财务资料 (续)
风险管理 (续)

Unaudited Supplementary Financial Information (continued)
Risk management (continued)

资本管理

资本管理的主要目标是维持与其综合风险状况相称的资本实力，同时为股东带来最大回报。集团定期检讨其资本结构，并在有需要时考虑调整资本组合，以达致目标的加权平均资本成本。资产负债管理委员会负责监控集团的资本充足性。在 2008 年的经营期间内，本集团的资本水平符合各项法定要求。

为符合香港金融管理局监管政策手册“监管审查程序”内的要求，本集团已建立内部资本充足评估程序(ICAAP)。以法定最低资本充足率(8%)为出发点，对涵盖第一支柱所未能捕捉的风险所需的额外资本作出评估。本集团采用计分卡的方法评估集团的风险状况及额外资本需要，从而设定最低资本充足率。另外，本集团亦设定了资本充足率运作区间，以支持业务发展需要及促进资本的有效运用。

在 2008 年，本集团采取了进一步措施以强化本集团的资本实力，包括向母行借入后偿贷款。

压力测试

集团以压力测试辅助各项风险的分析工作。压力测试是一种风险管理工具，用以评估当市场或宏观经济因素急剧变化并产生极端不利的经营环境时银行风险承担的情况。集团定期进行压力测试，资产负债管理委员会根据风险委员会批准的限额，对压力测试的结果进行监控，并定期向董事会及风险委员会汇报测试结果。

Capital Management

The major objective of capital management is to maximise shareholders' total return while maintaining a capital adequacy position commensurate with the Group's overall risk profile. The Group periodically reviews its capital structure and adjusts the capital mix where appropriate to achieve the targeted weighted average cost of capital. ALCO monitors the Group's capital adequacy. The Group complied with all the statutory capital standards for all the periods in 2008.

To comply with HKMA's requirements as stated in the Supervisory Policy Manual "Supervisory Review Process", the Group has implemented its internal capital adequacy assessment process (ICAAP). Using the statutory minimum capital adequacy ratio (CAR), 8%, as a starting point, extra capital (capital add-on) needed to cover the risks not captured under Pillar I was assessed. Scorecard methodology has been used to evaluate the Group's risk profile in order to assess the capital add-on and determine the minimum CAR. An Operating CAR Range has also been established which incorporates the need for future business growth and efficiency of capital utilisation.

In 2008, the Group took further measures to strengthen its capital position, including the borrowing of subordinated loans from the parent bank.

Stress Testing

The Group supplements the analysis of various types of risks with stress testing. Stress testing is a risk management tool for estimating the Group's risk exposures under stressed conditions arising from extreme but plausible market or macroeconomic movements. These tests are conducted on a regular basis and ALCO monitors the results against limits approved by RC. Stress test results are also reported to the Board and RC regularly.

附录

本银行之附属公司

本银行附属公司的具体情况如下：

公司名称	注册 / 营业地点及日期	已发行并缴足股本 / 注册资本	所占股权百分比	主要业务
南洋商业银行有限公司	1948年2月2日于香港	普通股份 600,000,000 港元	100.00%	银行业务
集友银行有限公司	1947年4月24日于香港	普通股份 300,000,000 港元	70.49%	银行业务
中银信用卡（国际）有限公司	1980年9月9日于香港	普通股份 480,000,000 港元	100.00%	信用卡服务
安联贸易有限公司	1978年8月22日于香港	普通股份 500,000 港元	100.00%	物业持有及 物业投资
中国银行（香港）代理人有限公司*	1985年10月1日于香港	普通股份 2 港元	100.00%	代理人服务
中国银行（香港）信托有限公司*	1987年11月6日于香港	普通股份 3,000,000 港元	100.00%	信托及代理服务
中银集团信托人有限公司*	1997年12月1日于香港	普通股份 200,000,000 港元	64.20%	信托服务
中银旅游有限公司	1982年8月24日于香港	普通股份 2,000,000 港元	100.00%	旅游服务
中银香港金融产品（开曼）有限公司	2006年11月10日于开曼	普通股份 50,000 美元	100.00%	发行结构性票据
中银信息科技（深圳）有限公司*	1990年4月16日于中国	注册资本 70,000,000 港元	100.00%	物业持有及 物业投资
中银信息技术服务（深圳）有限公司*	1993年5月26日于中国	注册资本 40,000,000 港元	100.00%	信息技术服务
中银国际英国保诚信托有限公司*	1999年10月11日于香港	普通股份 300,000,000 港元	41.10%	信托服务
浙兴（代理人）有限公司*	1980年4月23日于香港	普通股份 10,000 港元	100.00%	代理人服务
集友银行（代理人）有限公司*	1981年11月3日于香港	普通股份 100,000 港元	70.49%	投资控股
中捷有限公司	1980年4月9日于香港	普通股份 200 港元	100.00%	物业持有及 物业投资
Dwell Bay Limited	1980年12月19日于香港	普通股份 100,000 港元	100.00%	物业持有及 物业投资
亮泽有限公司*	2001年3月26日于香港	普通股份 2 港元	70.49%	投资控股

附录 (续)

本银行之附属公司 (续)

公司名称	注册 / 营业地点及日期	已发行并缴足股本 / 注册资本	所占股权百分比	主要业务
朗权有限公司*	2001年5月4日于香港	普通股份 2 港元	70.49%	投资控股
欣泽有限公司*	2001年5月4日于香港	普通股份 2 港元	70.49%	投资控股
港中银缩微技术(深圳)有限公司*	1993年9月24日于中国	注册资本 40,000,000 港元	100.00%	物业持有及 物业投资
侨商(代理人)有限公司*	1986年10月28日于香港	普通股份 10,000 港元	100.00%	代理服务
京城财务(香港)有限公司	1979年3月30日于香港	普通股份 100 港元	100.00%	借贷融资
金城投资发展(香港)有限公司	1981年5月15日于香港	普通股份 6,000 港元	100.00%	物业持有及 物业投资
金城(代理人)有限公司*	1980年12月12日于香港	普通股份 100,000 港元	100.00%	代理服务
侨南置业有限公司	1963年11月9日于香港	普通股份 2,000,000 港元	100.00%	物业持有及 物业投资
广利南投资管理有限公司*	1984年5月25日于香港	普通股份 3,050,000 港元	100.00%	投资代理
南商有限公司*	1965年4月13日于香港	普通股份 1,000,000 港元	100.00%	物业投资及 投资控股
南洋商业银行(中国)有限公司	2007年12月14日于中国	注册资本 2,500,000,000 人民币	100.00%	银行业务
南洋商业银行(代理人)有限公司*	1980年8月22日于香港	普通股份 50,000 港元	100.00%	代理服务
南洋商业银行信托有限公司*	1976年10月22日于香港	普通股份 3,000,000 港元	100.00%	信托服务
南洋财务有限公司	1979年3月16日于香港	普通股份 50,000,000 港元	100.00%	财务服务
Pacific Trend Profits Corporation*	2001年4月20日于英属处女群岛	注册股份 1 美元	70.49%	投资控股
百信有限公司*	1970年8月18日于香港	普通股份 1,000,000 港元	100.00%	物业投资
柏浪涛有限公司	1983年9月27日于香港	普通股份 10,000 港元	100.00%	物业持有及 物业投资

附录 (续)

本银行之附属公司 (续)

公司名称	注册 / 营业地点及日期	已发行并缴足股本 / 注册资本	所占股权百分比	主要业务
宝喜企业有限公司	1979年10月2日于香港	普通股份 100,000 港元	100.00%	物业持有及 物业投资
宝生金融投资服务有限公司*	1980年9月23日于香港	普通股份 25,000,000 港元	100.00%	黄金买卖及 投资控股
宝生期货有限公司*	1993年10月19日于香港	普通股份 25,000,000 港元	100.00%	商品经纪
宝生(代理人)有限公司*	1993年4月29日于香港	普通股份 10,000 港元	100.00%	代理服务
羊城(代理人)有限公司*	1986年5月2日于香港	普通股份 2,000,000 港元	100.00%	代理服务
兴光投资有限公司	2000年1月24日于香港	普通股份 2 港元	100.00%	物业持有及 物业投资
诚信置业有限公司*	1961年12月11日于香港	普通股份 2,800,000 港元	70.49%	投资控股
兴通有限公司	1979年9月4日于香港	普通股份 2 港元	100.00%	物业持有及 物业投资
新侨企业有限公司*	1961年9月13日于香港	普通股份 3,000,000 港元	100.00%	物业持有及 物业投资
新华信托有限公司*	1978年10月27日于香港	普通股份 3,000,000 港元	100.00%	信托服务
新美(代理人)有限公司*	1982年4月27日于香港	普通股份 100,000 港元	100.00%	代理服务
新月城有限公司	1980年11月28日于香港	普通股份 100,000 港元	100.00%	物业持有及 物业投资
中讯资讯服务有限公司	1993年2月11日于香港	普通股份 7,000,000 港元	100.00%	资讯服务
中南(代理人)服务有限公司*	1981年2月13日于香港	普通股份 100,000 港元	100.00%	代理服务
国华商业(代理人)有限公司*	1982年5月14日于香港	普通股份 100,000 港元	100.00%	代理服务
国华信托有限公司*	1981年7月17日于香港	普通股份 3,000,000 港元	100.00%	信托服务

附录 (续)

本银行之附属公司 (续)

公司名称	注册 / 营业地点及日期	已发行并缴足股本 / 注册资本	所占股权百分比	主要业务
俾伶投资有限公司	1994年2月8日于香港	普通股份 2 港元	100.00%	物业持有及 物业投资
盐业(代理人)有限公司*	2001年6月26日于香港	普通股份 2,000 港元	100.00%	代理人服务

宝生(代理人)有限公司将于2009年5月正式解散。

备注:

以上表内的附属公司名称未附有 * 者, 表示该公司并无纳入按监管在计算资本充足率所要求的综合基础内。中银香港及其按金管局指定的附属公司根据《银行业(资本)规则》组成综合基础。在会计处理方面, 附属公司则按照会计准则进行综合, 有关会计准则乃由香港会计师公会依据《专业会计师条例》18A 所颁布的。

Appendix

Subsidiaries of the Bank

The particulars of our subsidiaries are as follows:

<u>Name of company</u>	<u>Country/place and date of incorporation/operation</u>	<u>Issued and fully paid up share capital/registered capital</u>	<u>Percentage of attributable equity interest</u>	<u>Principal activities</u>
Nanyang Commercial Bank, Limited	Hong Kong 2 February 1948	Ordinary shares HK\$600,000,000	100.00%	Banking business
Chiyu Banking Corporation Limited	Hong Kong 24 April 1947	Ordinary shares HK\$300,000,000	70.49%	Banking business
BOC Credit Card (International) Limited	Hong Kong 9 September 1980	Ordinary shares HK\$480,000,000	100.00%	Credit card services
Arene Trading Limited	Hong Kong 22 August 1978	Ordinary shares HK\$500,000	100.00%	Property holding and investment
Bank of China (Hong Kong) Nominees Limited *	Hong Kong 1 October 1985	Ordinary shares HK\$2	100.00%	Nominee services
Bank of China (Hong Kong) Trustees Limited *	Hong Kong 6 November 1987	Ordinary shares HK\$3,000,000	100.00%	Trustee and agency services
BOC Group Trustee Company Limited *	Hong Kong 1 December 1997	Ordinary shares HK\$200,000,000	64.20%	Trustee services
BOC Travel Services Limited	Hong Kong 24 August 1982	Ordinary shares HK\$2,000,000	100.00%	Travel services
BOCHK Financial Products (Cayman) Limited	Cayman 10 November 2006	Ordinary shares US\$50,000	100.00%	Note issuing
BOCHK Information Technology (Shenzhen) Co., Ltd. *	PRC 16 April 1990	Registered capital HK\$70,000,000	100.00%	Property holding and investment
BOCHK Information Technology Services (Shenzhen) Ltd *	PRC 26 May 1993	Registered capital HK\$40,000,000	100.00%	Information technology services
BOCI-Prudential Trustee Limited *	Hong Kong 11 October 1999	Ordinary shares HK\$300,000,000	41.10%	Trustee services
Che Hsing (Nominees) Limited *	Hong Kong 23 April 1980	Ordinary shares HK\$10,000	100.00%	Nominee services
Chiyu Banking Corporation (Nominees) Limited *	Hong Kong 3 November 1981	Ordinary shares HK\$100,000	70.49%	Investment holding
Chung Chiat Company Limited	Hong Kong 9 April 1980	Ordinary shares HK\$200	100.00%	Property holding and investment
Dwell Bay Limited	Hong Kong 19 December 1980	Ordinary shares HK\$100,000	100.00%	Property holding and investment

Appendix (continued)

Subsidiaries of the Bank (continued)

<u>Name of company</u>	<u>Country/place and date of incorporation/ operation</u>	<u>Issued and fully paid up share capital/ registered capital</u>	<u>Percentage of attributable equity interest</u>	<u>Principal activities</u>
Glister Company Limited *	Hong Kong 26 March 2001	Ordinary shares HK\$2	70.49%	Investment holding
Glory Cardinal Limited *	Hong Kong 4 May 2001	Ordinary shares HK\$2	70.49%	Investment holding
Grace Charter Limited *	Hong Kong 4 May 2001	Ordinary shares HK\$2	70.49%	Investment holding
G.Z.Y. Microfilm Technology (Shenzhen) Co., Ltd. *	PRC 24 September 1993	Registered capital HK\$40,000,000	100.00%	Property holding and investment
Hua Chiao Commercial (Nominees) Limited *	Hong Kong 28 October 1986	Ordinary shares HK\$10,000	100.00%	Nominee services
Kincheng Finance (H.K.) Limited	Hong Kong 30 March 1979	Ordinary shares HK\$100	100.00%	Loan financing
Kincheng Investments & Developments (H.K.) Limited	Hong Kong 15 May 1981	Ordinary shares HK\$6,000	100.00%	Property holding and investment
Kincheng (Nominees) Limited *	Hong Kong 12 December 1980	Ordinary shares HK\$100,000	100.00%	Nominee services
Kiu Nam Investment Corporation Limited	Hong Kong 9 November 1963	Ordinary shares HK\$2,000,000	100.00%	Property holding and investment
Kwong Li Nam Investment Agency Limited *	Hong Kong 25 May 1984	Ordinary shares HK\$3,050,000	100.00%	Investment agency
Nan Song Company, Limited *	Hong Kong 13 April 1965	Ordinary shares HK\$1,000,000	100.00%	Property investment and investment holding
Nanyang Commercial Bank (China) Limited	PRC 14 December 2007	Registered capital RMB2,500,000,000	100.00%	Banking business
Nanyang Commercial Bank (Nominees) Limited *	Hong Kong 22 August 1980	Ordinary shares HK\$50,000	100.00%	Nominee services
Nanyang Commercial Bank Trustee Limited *	Hong Kong 22 October 1976	Ordinary shares HK\$3,000,000	100.00%	Trustee services
Nanyang Finance Company Limited	Hong Kong 16 March 1979	Ordinary shares HK\$50,000,000	100.00%	Financial services

Appendix (continued)

Subsidiaries of the Bank (continued)

Name of company	Country/place and date of incorporation/operation	Issued and fully paid up share capital/registered capital	Percentage of attributable equity interest	Principal activities
Pacific Trend Profits Corporation *	British Virgin Islands 20 April 2001	Registered shares US\$1	70.49%	Investment holding
Patson (HK) Limited *	Hong Kong 18 August 1970	Ordinary shares HK\$1,000,000	100.00%	Property investment
Perento Limited	Hong Kong 27 September 1983	Ordinary shares HK\$10,000	100.00%	Property holding and investment
Po Hay Enterprises Limited	Hong Kong 2 October 1979	Ordinary shares HK\$100,000	100.00%	Property holding and investment
Po Sang Financial Investment Services Company Limited *	Hong Kong 23 September 1980	Ordinary shares HK\$25,000,000	100.00%	Gold trading and investment holding
Po Sang Futures Limited *	Hong Kong 19 October 1993	Ordinary shares HK\$25,000,000	100.00%	Commodities brokerage
Po Sang (Nominees) Limited *	Hong Kong 29 April 1993	Ordinary shares HK\$10,000	100.00%	Nominee services
Rams City (Nominees) Limited *	Hong Kong 2 May 1986	Ordinary shares HK\$2,000,000	100.00%	Nominee services
Sanicon Investment Limited	Hong Kong 24 January 2000	Ordinary shares HK\$2	100.00%	Property holding and investment
Seng Sun Development Company, Limited *	Hong Kong 11 December 1961	Ordinary shares HK\$2,800,000	70.49%	Investment holding
Shenstone Limited	Hong Kong 4 September 1979	Ordinary shares HK\$2	100.00%	Property holding and investment
Sin Chiao Enterprises Corporation, Limited *	Hong Kong 13 September 1961	Ordinary shares HK\$3,000,000	100.00%	Property holding and investment
Sin Hua Trustee Limited *	Hong Kong 27 October 1978	Ordinary shares HK\$3,000,000	100.00%	Trustee services
Sin Mei (Nominee) Limited *	Hong Kong 27 April 1982	Ordinary shares HK\$100,000	100.00%	Nominee services
Sin Yeh Shing Company Limited	Hong Kong 28 November 1980	Ordinary shares HK\$100,000	100.00%	Property holding and investment

Appendix (continued)

Subsidiaries of the Bank (continued)

<u>Name of company</u>	<u>Country/place and date of incorporation/operation</u>	<u>Issued and fully paid up share capital/registered capital</u>	<u>Percentage of attributable equity interest</u>	<u>Principal activities</u>
Sino Information Services Company Limited	Hong Kong 11 February 1993	Ordinary shares HK\$7,000,000	100.00%	Information services
The China-South Sea (Nominees) Services Limited *	Hong Kong 13 February 1981	Ordinary shares HK\$100,000	100.00%	Nominee services
The China State (Nominees) Limited *	Hong Kong 14 May 1982	Ordinary shares HK\$100,000	100.00%	Nominee services
The China State Trustee Limited *	Hong Kong 17 July 1981	Ordinary shares HK\$3,000,000	100.00%	Trustee services
Track Link Investment Limited	Hong Kong 8 February 1994	Ordinary shares HK\$2	100.00%	Property holding and investment
Yien Yieh (Nominee) Limited *	Hong Kong 26 June 2001	Ordinary shares HK\$2,000	100.00%	Nominee services

Po Sang (Nominees) Limited will dissolve in May 2009.

Remarks:

Name of subsidiaries which are not included in the consolidation group for regulatory purposes in respect of capital adequacy is marked with * in the above table. BOCHK and its subsidiaries specified by the HKMA form the basis of consolidation for its regulatory purposes in accordance with the Banking (Capital) Rules. For accounting purposes, subsidiaries are consolidated in accordance with the accounting standards issued by the HKICPA pursuant to section 18A of the Professional Accountants Ordinance.

释义

在本年报中，除非文义另有所指，否则下列词汇具有以下涵义：

词汇	涵义
「董事会」	本银行董事会
「中银香港（控股）董事会」	中银香港（控股）有限公司的董事会
「中国银行」	中国银行股份有限公司，一家根据中国法例成立之商业银行及股份制有限责任公司，其 H 股及 A 股股份分别于香港联交所及上海证券交易所挂牌上市
「中银（BVI）」	BOC Hong Kong (BVI) Limited，根据英属处女群岛法例注册成立之公司，并为中银香港（集团）之全资附属公司
「中银香港」或「本银行」	中国银行（香港）有限公司，根据香港法例注册成立之公司，并为中银香港（控股）有限公司之全资附属公司
「中银香港（控股）」	中银香港（控股）有限公司，根据香港法例注册成立之公司
「汇金」	中央汇金投资有限责任公司
「集友」	集友银行有限公司，根据香港法例注册成立之公司，中银香港占其 70.49% 股权
「本集团」	本银行及其附属公司
「惠誉」	惠誉国际评级
「金管局」	香港金融管理局
「上市规则」	香港联合交易所有限公司证券上市规则
「内地」或「中国内地」	中华人民共和国内地
「强积金」	强制性公积金
「强积金条例」	强制性公积金计划条例，香港法例第 485 章（修订）
「穆迪」	穆迪投资者服务
「南商」	南洋商业银行有限公司，根据香港法例注册成立之公司，并为中银香港之全资附属公司
「中国」	中华人民共和国
「人民币」	人民币，中国法定货币
「认股权计划」	中银香港（控股）股东于 2002 年 7 月 10 日有条件地批准及采纳的认股权计划

释义 (续)

词汇	涵义
「股份储蓄计划」	中银香港（控股）股东于 2002 年 7 月 10 日有条件地批准及采纳的股份储蓄计划
「标准普尔」	标准普尔评级服务
「会计准则」	会计实务准则
「联交所」	香港联合交易所有限公司
「涉险值」	风险持仓涉险值

Definitions

In this Annual Report, unless the context otherwise requires, the following terms shall have the meanings set out below:

Terms	Meanings
“ABS”	Asset-backed securities
“AC”	The Audit Committee
“ALCO”	The Asset and Liability Management Committee
“ATM”	Automated Teller Machine
“Board” or “Board of Directors”	The Board of Directors of BOCHK
“Board of BOCHK (Holdings)”	The Board of Directors of BOCHK (Holdings)
“BOC”	Bank of China Limited, a joint stock commercial bank with limited liability established under the laws of the PRC, the H shares and A shares of which are listed on the Hong Kong Stock Exchange and the Shanghai Stock Exchange respectively
“BOC (BVI)”	BOC Hong Kong (BVI) Limited, a company incorporated under the laws of the British Virgin Islands and a wholly owned subsidiary of BOC Hong Kong (Group) Limited
“BOC-CC”	BOC Credit Card (International) Limited, a company incorporated under the laws of Hong Kong and a wholly owned subsidiary of BOCHK
“BOCHK” or “the Bank”	Bank of China (Hong Kong) Limited, a company incorporated under the laws of Hong Kong and a wholly owned subsidiary of BOCHK (Holdings)
“BOCHK (Holdings)”	BOC Hong Kong (Holdings) Limited, a company incorporated under the laws of Hong Kong
“BOCI-Prudential Manager”	BOCI-Prudential Asset Management Limited, a company incorporated under the laws of Hong Kong, in which BOCI Asset Management Limited, a wholly owned subsidiary of BOC International Holdings Limited, and Prudential Corporation Holdings Limited hold equity interests of 64% and 36% respectively
“BOCI-Prudential Trustee”	BOCI-Prudential Trustee Limited, a company incorporated under the laws of Hong Kong, in which BOC Group Trustee Company Limited and Prudential Corporation Holdings Limited hold equity interests of 64% and 36% respectively
“CAR”	Capital Adequacy Ratio, computed on the consolidated basis that comprises the positions of BOCHK and certain subsidiaries specified by the HKMA for its regulatory purposes and in accordance with the Banking (Capital) Rules
“CCO”	Chief Credit Officer
“CE”	Chief Executive
“CRO”	Chief Risk Officer
“Central SAFE”	Central SAFE Investments Limited
“Chiyu”	Chiyu Banking Corporation Limited, a company incorporated under the laws of Hong Kong, in which BOCHK holds an equity interest of 70.49%

Definitions (continued)

Terms	Meanings
“ECAI(s)”	External Credit Assessment Institution(s)
“ESPD”	The Economics & Strategic Planning Department
“EURIBOR”	Euro Interbank Offered Rate
“Fitch”	Fitch Ratings
“Group”	The Bank and its subsidiaries collectively referred as the Group
“HK GAAP”	Generally Accepted Accounting Principles in Hong Kong
“HKAS(s)”	Hong Kong Accounting Standard(s)
“HKAS-Int”	HKAS Interpretation
“HKFRS(s)”	Hong Kong Financial Reporting Standard(s)
“HKICPA”	Hong Kong Institute of Certified Public Accountants
“HKMA”	Hong Kong Monetary Authority
“Hong Kong” or “Hong Kong SAR”	Hong Kong Special Administrative Region
“Listing Rules”	The Rules Governing the Listing of Securities on the Stock Exchange of Hong Kong Limited
“Mainland China”	The mainland of the PRC
“MBS”	Mortgage-backed securities
“MPF”	Mandatory Provident Fund
“MPF Schemes Ordinance”	The Mandatory Provident Fund Schemes Ordinance, Chapter 485 of the Laws of Hong Kong, as amended
“Moody’s”	Moody’s Investors Service
“Nanyang”	Nanyang Commercial Bank, Limited, a company incorporated under the laws of Hong Kong and a wholly owned subsidiary of BOCHK
“ORSO schemes”	The Occupational Retirement Schemes under Occupational Retirement Schemes Ordinance, Chapter 426 of the Laws of Hong Kong
“PRC”	The People’s Republic of China
“RC”	The Risk Committee
“RMB” or “Renminbi”	Renminbi, the lawful currency of the PRC

Definitions (continued)

Terms	Meanings
"RMD"	The Risk Management Department
"STC approach"	Standardised (Credit Risk) Approach
"STM approach"	Standardised (Market Risk) Approach
"STO approach"	Standardised (Operational Risk) Approach
"Share Option Scheme"	The Share Option Scheme conditionally approved and adopted by the shareholders of the Bank on 10 July 2002
"Sharesave Plan"	The Sharesave Plan conditionally approved and adopted by the shareholders of the Bank on 10 July 2002
"Standard & Poor's"	Standard & Poor's Ratings Services
"Stock Exchange"	The Stock Exchange of Hong Kong Limited
"TD"	The Treasury Department
"US"	The United States of America
"VAR"	Value at Risk



中國銀行(香港)有限公司

BANK OF CHINA (HONG KONG) LIMITED



HONG KONG[®]
2009
EAST ASIAN GAMES

香港2009東亞運動會
鑽石伙伴
Diamond Partner