

2013 年報 Annual Report



2013 年報
Annual Report 2013



目录	页数	CONTENTS	PAGE
董事会报告	1	Report of the Directors	4
公司治理	7	Corporate Governance	20
独立核数师报告	37	Independent Auditors' Report	38
综合收益表	39	Consolidated Income Statement	39
综合全面收益表	40	Consolidated Statement of Comprehensive Income	40
全面收益表	41	Statement of Comprehensive Income	41
综合资产负债表	42	Consolidated Balance Sheet	42
资产负债表	44	Balance Sheet	44
综合权益变动表	46	Consolidated Statement of Changes in Equity	46
权益变动表	48	Statement of Changes in Equity	48
综合现金流量表	49	Consolidated Cash Flow Statement	49
财务报表附注		Notes to the Financial Statements	
1. 主要业务	50	1. Principal activities	50
2. 主要会计政策摘要	50	2. Summary of significant accounting policies	50
3. 应用会计政策时之重大会计估计及判断	105	3. Critical accounting estimates and judgements in applying accounting policies	105
4. 金融风险管埋	108	4. Financial risk management	108
5. 资产和负债的公允价值	220	5. Fair values of assets and liabilities	220
6. 净利息收入	244	6. Net interest income	244
7. 净服务费及佣金收入	245	7. Net fee and commission income	245
8. 净交易性收益	246	8. Net trading gain	246
9. 其他金融资产之净收益	246	9. Net gain on other financial assets	246
10. 其他经营收入	246	10. Other operating income	246
11. 减值准备净拨备	247	11. Net charge of impairment allowances	247
12. 经营支出	248	12. Operating expenses	248
13. 投资物业出售 / 公允价值调整之净收益	249	13. Net gain from disposal of/fair value adjustments on investment properties	249
14. 出售 / 重估物业、器材及设备之净收益	249	14. Net gain from disposal/revaluation of properties, plant and equipment	249
15. 税项	250	15. Taxation	250
16. 本银行股东应占溢利	251	16. Profit attributable to the equity holders of the Bank	251
17. 股息	251	17. Dividends	251
18. 退休福利成本	252	18. Retirement benefit costs	252
19. 董事、高层管理人员及主要人员酬金	253	19. Directors', senior management's and key personnel's emoluments	253
20. 库存现金及存放银行及其他金融机构的结余	259	20. Cash and balances with banks and other financial institutions	259
21. 公允价值变化计入损益之金融资产	259	21. Financial assets at fair value through profit or loss	259
22. 衍生金融工具及对冲会计	262	22. Derivative financial instruments and hedge accounting	262
23. 贷款及其他账项	277	23. Advances and other accounts	277
24. 贷款减值准备	278	24. Loan impairment allowances	278
25. 证券投资	282	25. Investment in securities	282
26. 附属公司权益	288	26. Interests in subsidiaries	288
27. 联营公司及合资企业权益	289	27. Interests in associates and a joint venture	289
28. 投资物业	290	28. Investment properties	290
29. 物业、器材及设备	292	29. Properties, plant and equipment	292
30. 其他资产	298	30. Other assets	298
31. 香港特别行政区流通纸币	298	31. Hong Kong SAR currency notes in circulation	298

目录	页数	CONTENTS	PAGE
32. 公允价值变化计入损益之金融负债	299	32. Financial liabilities at fair value through profit or loss	299
33. 客户存款	300	33. Deposits from customers	300
34. 按摊销成本发行之债务证券	300	34. Debt securities in issue at amortised cost	300
35. 其他账项及准备	301	35. Other accounts and provisions	301
36. 已抵押资产	301	36. Assets pledged as security	301
37. 递延税项	302	37. Deferred taxation	302
38. 后偿负债	306	38. Subordinated liabilities	306
39. 股本	307	39. Share capital	307
40. 储备	307	40. Reserves	307
41. 综合现金流量表附注	308	41. Notes to consolidated cash flow statement	308
42. 或然负债及承担	310	42. Contingent liabilities and commitments	310
43. 资本承担	311	43. Capital commitments	311
44. 经营租赁承担	311	44. Operating lease commitments	311
45. 诉讼	312	45. Litigation	312
46. 分类报告	313	46. Segmental reporting	313
47. 金融工具之抵销	318	47. Offsetting financial instruments	318
48. 金融资产转移	320	48. Transfers of financial assets	320
49. 董事及高级职员贷款	320	49. Loans to directors and officers	320
50. 主要之有关连人士交易	321	50. Significant related party transactions	321
51. 货币风险	325	51. Currency concentrations	325
52. 跨国债权	326	52. Cross-border claims	326
53. 非银行的内地风险承担	328	53. Non-bank Mainland exposures	328
54. 最终控股公司	329	54. Ultimate holding company	329
55. 财务报表核准	329	55. Approval of financial statements	329
未经审核之补充财务资料		Unaudited Supplementary Financial Information	
1. 信贷、市场及操作风险的监管资本	330	1. Regulatory capital for credit, market and operational risks	330
2. 信贷风险资本规定	331	2. Capital requirements for credit risk	331
3. 内部评级基准计算法下的信贷风险	333	3. Credit risk under the internal ratings-based approach	333
4. 标准（信贷风险）计算法下的信贷风险	357	4. Credit risk under the standardised (credit risk) approach	357
5. 交易对手信贷风险相关承担	360	5. Counterparty credit risk-related exposures	360
6. 资产证券化	366	6. Assets securitisation	366
7. 市场风险资本要求	370	7. Capital charge for market risk	370
8. 操作风险资本要求	373	8. Capital charge for operational risk	373
9. 银行账的股权风险承担	373	9. Equity exposures in banking book	373
10. 风险管理	374	10. Risk Management	374
附录—本银行之附属公司	382	Appendix – Subsidiaries of the Bank	384
释义	386	Definitions	388

董事会报告

董事会同仁谨此提呈本集团截至 2013 年 12 月 31 日止之董事会报告及经审核之综合财务报表。

主要业务

本银行为根据香港《银行业条例》项下所规定获发牌的持牌银行。本集团之主要业务为提供银行及相关之金融服务。本集团及本银行于本年度按业务分类的经营状况分析详情载于财务报表附注 46。

业绩及分配

本集团在本年度之业绩载于第 39 页之综合收益表。

于 2013 年 5 月 28 日，董事会宣布派发第一次中期股息，每股普通股港币 0.132 元，总金额约为港币 56.82 亿元，并已于 2013 年 6 月 28 日支付。

于 2013 年 12 月 31 日，董事会宣布派发第二次中期股息，每股普通股港币 0.18 元，总金额约为港币 77.47 亿元，并已于 2013 年 12 月 31 日支付。

董事会建议不派发 2013 年度的末期股息。

储备

本集团及本银行之储备变动详情分别载于第 46 至 48 页之综合权益变动表及权益变动表。

捐款

本集团于年内之慈善及其他捐款总额约为港币 0.11 亿元。

注：此捐款并不包括「中银香港慈善基金」（下称「基金」）向外界作出的捐款及赞助。「基金」是在香港注册的独立法人，是根据《税务条例》获豁免缴税的慈善机构。

物业、器材及设备

本集团及本银行之物业、器材及设备变动详情载于财务报表附注 29。

董事会报告（续）

董事

于年内及截至本报告书日期止，本银行的董事名单如下：

董事长	田国立 [#] （于2013年6月4日起获委任） 肖钢 [#] （自2013年3月17日起辞任）
副董事长	李礼辉 [#] （自2014年3月25日起辞任） 陈四清 [#] （自2014年3月25日起获委任为副董事长） 和广北
董事	李早航 [#] 周载群 [#] （自2014年3月25日起退休） 高迎欣 冯国经* 高铭胜* 宁高宁* 单伟建* 童伟鹤* 董建成*（自2013年5月28日起辞任）

[#] 非执行董事

* 独立非执行董事

本银行的组织章程细则并无有关董事轮值退任之条款，因此所有董事将继续留任。

董事于重大合约之权益

于本年度内，本银行、其控股公司、或其任何附属公司或各同系附属公司概无就本集团业务订立任何重大、而任何董事直接或间接拥有重大权益的合约。

管理合约

中银香港（控股）与本银行已签订服务协议，中银香港（控股）据此向本银行提供管理及投资者关系服务，并以此收取服务费。任何一方可向另一方发出不少于3个月之通知以终止该协议。

符合《银行业（披露）规则》

本年报符合《银行业条例》项下《银行业（披露）规则》之有关要求。


董事会报告（续）

核数师

于2013年5月28日召开的2013年度股东周年大会结束时，罗兵咸永道会计师事务所的任期届满并退任本银行的核数师，安永会计师事务所（「安永」）获委任为本银行新任核数师，任期直至2014年度股东周年大会为止。

本银行2013年度的财务报表乃由安永审计。安永将于2014年度股东周年大会上退任，并表示愿意继续受聘。

承董事会命



董事长
田国立

香港，2014年3月26日

Report of the Directors

The Directors are pleased to present their report together with the audited consolidated financial statements of the Group for the year ended 31 December 2013.

Principal Activities

The Bank is a licensed bank authorised under the Hong Kong Banking Ordinance. The principal activities of the Group are the provision of banking and related financial services. An analysis of the Group's and the Bank's performance for the year by business segments are set out in Note 46 to the Financial Statements.

Results and Appropriations

The results of the Group for the year are set out in the consolidated income statement on page 39.

On 28 May 2013, the Board declared the first interim dividend of HK\$0.132 per ordinary share, totalling approximately HK\$5,682 million, which was paid on 28 June 2013.

On 31 December 2013, the Board declared the second interim dividend of HK\$0.18 per ordinary share, totalling approximately HK\$7,747 million, which was paid on 31 December 2013.

The Board does not recommend the payment of a final dividend for the year 2013.

Reserves

Details of movements in the reserves of the Group and the Bank are set out in the consolidated statement of changes in equity and the statement of changes in equity respectively on pages 46 to 48.

Donations

Charitable and other donations made by the Group during the year amounted to approximately HK\$11 million.

Note: These donations do not include the donations and sponsorships made by BOCHK Charitable Foundation ("the Foundation"). The Foundation is a separate legal entity established in Hong Kong and is a charitable institution exempt from tax under the Inland Revenue Ordinance.

Properties, Plant and Equipment

Details of movements in properties, plant and equipment of the Group and the Bank are set out in Note 29 to the Financial Statements.

Report of the Directors (continued)

Directors

The Directors of the Bank during the year and up to the date of this report are:

Chairman	TIAN Guoli [#]	(appointment effective from 4 June 2013)
	XIAO Gang [#]	(resignation effective from 17 March 2013)
Vice Chairmen	LI Lihui [#]	(resignation effective from 25 March 2014)
	CHEN Siqing [#]	(appointment as Vice Chairman effective from 25 March 2014)
	HE Guangbei	
Directors	LI Zaohang [#]	
	ZHOU Zaiqun [#]	(retirement effective from 25 March 2014)
	GAO Yingxin	
	FUNG Victor Kwok King*	
	KOH Beng Seng*	
	NING Gaoning*	
	SHAN Weijian*	
TUNG Savio Wai-Hok*		
TUNG Chee Chen*	(resignation effective from 28 May 2013)	

[#] Non-executive Directors

* Independent Non-executive Directors

There being no provision in the Bank's Articles of Association for retirement by rotation, all Directors continue in office.

Directors' Interests in Contracts of Significance

No contracts of significance, in relation to the Group's business to which the Bank, its holding companies, or any of its subsidiaries or fellow subsidiaries was a party and in which a Director had a material interest, whether directly or indirectly, subsisted at the end of the year or at any time during the year.

Management Contracts

There exists a services agreement between BOCHK (Holdings) and the Bank whereby BOCHK (Holdings) provides management and investor relations services to the Bank and under which costs are reimbursed and fees are payable. The said agreement can be terminated by either party giving not less than three months' prior notice.

Compliance with the Banking (Disclosure) Rules

This annual report complies with the applicable requirements set out in the Banking (Disclosure) Rules under the Banking Ordinance.


Report of the Directors (continued)

Auditor

At the close of 2013 annual general meeting held on 28 May 2013, PricewaterhouseCoopers retired as auditor of the Bank upon expiration of its term of office and Ernst & Young (“EY”) was appointed as new auditor of the Bank to hold office until the conclusion of the 2014 annual general meeting.

The financial statements for the year 2013 have been audited by EY who will retire and offer themselves for re-appointment at the 2014 annual general meeting.

On behalf of the Board



TIAN Guoli
Chairman

Hong Kong, 26 March 2014

公司治理

为保障股东、客户和员工的利益，**本银行致力维持和强化高水准的公司治理**。除了全面符合香港有关的法律法规以及金管局及香港证券及期货事务监察委员会等监管机构的各项规定和指引外，本银行已全面符合由金管局发出的监管政策手册CG-1「本地注册认可机构的企业管治」（「监管政策手册CG-1」）。年内根据监管机构所发布的指引及要求，在总结日常实践的基础上，新订立了《董事继任政策》、《董事会成员多元化政策》、《处理董事利益冲突政策》及相关措施，确保制度符合监管要求及进一步提升公司治理水平。本银行不时对所采用的公司治理实务作出检讨，并力求符合国际和本地有关公司治理最佳惯例的要求。

公司治理政策

本银行认同建立高水平公司治理的重要性，并致力维持有效的公司治理架构以实现本集团的长远成就。本银行亦坚定地致力维护及加强良好公司治理的原则及实践，已建立的良好公司治理架构对本银行的商业道德操守作出指导及规范，令股东和利益相关者的整体权益得以持续地保障及维护。

公司治理架构

董事会作为本银行治理架构核心，与管理层之间具有明确分工。董事会负责给予管理层高阶指引和有效监控。一般而言，董事会负责：

- 制订本集团的中长期战略并监控其执行情况；
- 审批年度业务计划和财务预算；
- 批准有关年度、中期及季度业绩；
- 审查及监控本集团的风险管理及内部监控；
- 确保本集团的良好公司治理及合规工作；及
- 监察本集团管理层的工作表现。

董事会特别授权管理层执行已确定的策略方针，由其负责本集团日常营运并向董事会报告。为此，**董事会订立了清晰的书面指引，特别明确管理层应向董事会汇报的各种情况，以及管理层应取得董事会批准后才代表本集团作出的各种决定或订立的各种承诺等**。董事会将对这些授权和指引进行定期重检。

为避免使权力集中于一位人士，**本银行董事长及总裁分别由两人担任，两者之间分工明确并已在董事会的职责约章中作出明文规定**。简而言之，董事长负责确保董事会适当地履行其职能，贯彻良好公司治理常规及程序。此外，作为董事会的主席，董事长亦负责确保所有董事均适当知悉当前的事项，及时得到充分、完备、可靠的信息。而总裁则负责领导整个管理层，推行董事会所采纳的重要策略及发展战略。管理委员会在总裁的领导下对日常营运进行管理，贯彻业务发展策略，实现本集团的长远目标和战略。

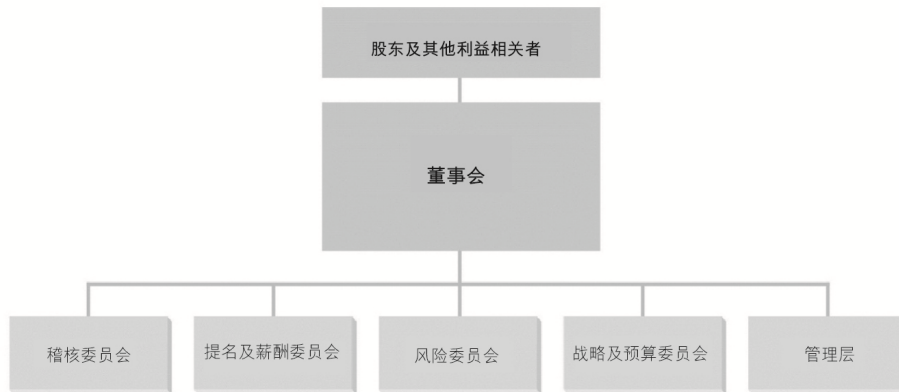
董事会在考虑有关的业界做法和公司治理国际最佳惯例的基础上，下设**四个常设附属委员会**—稽核委员会、提名及薪酬委员会、风险委员会和战略及预算委员会，负责协助董事会履行其职责。此外，董事会亦会按需要授权一个完全由独立非执行董事组成的独立董事委员会，负责审阅、批准和监控根据有关法律和监管规定要求须由董事会批准的关连交易（包括持续关连交易）。

各附属委员会均具有清晰界定的职责约章，并就其职权范围内的有关事项向董事会提出意见，或在适当情况下按转授权力作出决定。**所有附属委员会均获指派专业秘书部门，以确保有关委员会备有足够资源，有效地及恰当地履行其职责**。董事会及附属委员会亦有参与各专业秘书部门的年度考核工作，以保证及提升各专业秘书部门的服务质量及向董事会及附属委员会提供充分及高效率的支援服务。此外，根据其职责约章的规定，**董事会及各附属委员会亦会每年评估及审查其工作程序及有效性，以确定须予改进的地方**。

公司治理（续）

公司治理架构（续）

有关本银行的公司治理架构可以参见下图：



有关本银行董事会所采用的公司治理原则和架构、董事会及各附属委员会的组成及其职责约章、公司治理政策及信息披露政策等信息，在本银行的网址www.bochk.com中「关于我们」的「公司治理」一节内均有详细列载。

董事会

本银行董事会以非执行董事及独立非执行董事占大多数，以保证董事会决策的独立、客观及对管理层实行全面和公正的监控。董事会诚实、善意地行事，并按照本集团的最佳利益客观地作出决策，以尽力实现股东的长远及最大价值并切实履行对本集团其他利益相关者的公司责任。

年内，董事会共有董事 12 名，包括 5 名独立非执行董事，5 名非执行董事及 2 名执行董事。肖钢先生自 2013 年 3 月 17 日起辞任本银行董事长及非执行董事；董建成先生于 2013 年 5 月 28 日举行的股东周年大会结束后辞任本银行独立非执行董事；及田国立先生自 2013 年 6 月 4 日起获委任为本银行董事长及非执行董事。截至本报告日期止，李礼辉先生辞任本银行副董事长及非执行董事；周载群先生退休，不再担任本银行非执行董事；及陈四清先生获委任为本银行副董事长，全部变更均自 2014 年 3 月 25 日起生效。除上述披露者外，于本年度及截至本年报日期止，并无其他董事会成员变动。

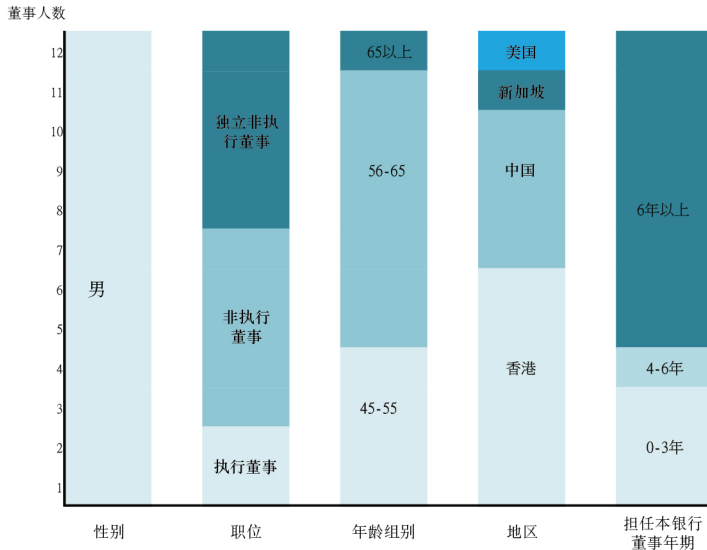
本银行认同董事会成员多元化的重要性及裨益。为提升董事会效益及企业管治水平，在物色适当及合资格人选为董事会成员时，从多个方面考虑董事会成员多元化，包括但不限于性别、年龄、文化及教育背景、种族、地区、专业经验、技能、知识等，务求令董事会成员的组成在以上各个范畴达到合适的比例。同时，董事会成员的委任将以董事会整体运作所需的技能和经验为本，用人唯才为原则，同时充分考虑前述各项董事会成员多元化因素。

目前董事会成员中，所有董事均拥有广泛的银行业与管理经验。此外，独立非执行董事的占比超过董事会成员的三分之一，并包括了多名具备战略发展、财务及 / 或风险管理专长的独立非执行董事。董事会订立了《董事独立性政策》（《独立性政策》），以规范独立非执行董事的独立性。本银行已收到各独立非执行董事根据该独立性政策而作出的年度确认书。基于所掌握的资料，本银行确认所有独立非执行董事的独立身分。

公司治理（续）

董事会（续）

年内董事会的组成分析如下：



本银行目前**所有非执行董事、独立非执行董事**均有固定任期，约为三年，并获发正式聘书，以订明其委任的主要条款及条件。此外，提名及薪酬委员会亦已制定一套关于委任独立非执行董事的书面及正式制度，以确保委任程序的规范化、全面性及透明度。

田国立先生及李早航先生乃中国银行执行董事；陈四清先生为中国银行行长，并于2014年3月25日中国银行举行的临时股东大会上提呈股东批准及经中国银行业监督管理委员会同意后担任中国银行执行董事。李礼辉先生乃前中国银行副董事长、执行董事及行长（其自2014年1月28日起辞任该等职位）；周载群先生乃前中国银行执行董事及副行长（其自2011年5月28日起辞任该等职位）。除上述披露者外，董事会成员之间并无任何关系，包括财务、业务、家属或其他重大或相关的关系。

另外，本银行董事会的职责约章中已明确规定，除非有关法律或监管规则允许，否则若有大股东或董事在董事会将予考虑的议题中存在利益冲突，应就该议题举行董事会会议，而在交易中没有重大利益的独立非执行董事应出席该次董事会会议，并就该议题提出专业意见以作进一步审议及审批。

本银行于年内已为各董事购买适当的董事责任保险，以保障其因企业行为而引起的赔偿责任，本银行均会为该保险的保额及保障范围进行年度检讨。

为确保新任董事对本银行的业务运作有充分了解及确保所有董事能定期更新其知识，以便向董事会提供具有充分依据的建议及意见，增加彼等对本银行的贡献，董事会据此制订了一套关于董事入职介绍的董事指引及培训的书面制度。

本银行亦适时向各董事会成员提供关于影响董事及本银行的有关监管条例的重大修订；以及定期安排董事会成员与管理层会面，以加深董事会成员对本银行最新的业务发展情况的了解。此外，本银行鼓励各董事会成员积极参与持续培训课程。本银行亦会适时安排各项相关的专业培训课程予各董事会成员参加，有关费用一概由中银香港（控股）负责。

年内，全体董事均已参与持续专业发展以扩展并更新其知识及技能。于2013年，本银行特别邀请专家为董事及高层管理人员进行讲座，介绍了董事的持续披露内幕消息责任及信息科技与银行未来发展关系的有关情况。各董事亦有参与其认为合适的一系列本地或海外培训，主持或出席本银行、专业团体及政府机构举办的有关讲座、会议、研讨会及课程。相关培训包括：

- 国家及全球经济发展；
- 国家政策展望；
- 公司治理；
- 最新监管规定；及
- 银行业发展趋势等。

公司治理（续）

董事会（续）

董事的年度培训记录亦已载入由本银行备存及不时更新的董事培训记录的登记册中。下列为本银行全体董事于年内参与持续专业发展的情况概述：

董事 ^(注1)	企业管治	最新监管规定	银行业发展趋势及全球 / 国家经济发展与政策展望
非执行董事			
田国立先生（董事长） ^(注2)	√	√	√
李礼辉先生（副董事长） ^(注3)	√	√	√
李早航先生	√	√	√
陈四清先生 ^(注4)	√	√	√
周载群先生 ^(注5)	√	√	√
独立非执行董事			
冯国经博士	√	√	√
高铭胜先生	√	√	√
宁高宁先生	√	√	√
单伟建先生	√	√	√
童伟鹤先生	√	√	√
执行董事			
和广北先生（副董事长兼总裁）	√	√	√
高迎欣先生	√	√	√

注1：肖钢先生自2013年3月17日辞任本银行董事长及非执行董事；董建成先生自2013年5月28日举行的股东周年大会结束后辞任本银行独立非执行董事，彼等培训记录并无包括在内。

注2：田国立先生自2013年6月4日起获委任为本银行董事长及非执行董事。

注3：李礼辉先生自2014年3月25日起辞任本银行副董事长及非执行董事。

注4：陈四清先生自2014年3月25日起获委任为本银行副董事长。

注5：周载群先生自2014年3月25日起退休，不再担任本银行非执行董事。

董事会于2013年内共召开6次会议，会议平均出席率达90%。全年会议召开日期及时间安排已于上一年度拟定通过。所有会议材料连同会议议程一般在会议预定日期至少7天前送达全体董事会成员审阅。每次会议议程内容均在事前充分咨询各董事会成员及高层管理人员意见后，经董事长确认而制订。此外，为便于非执行董事之间公开坦诚的讨论，董事长于每次董事会会议开始议程讨论部分前均预留时间与非执行董事（包括独立非执行董事）进行讨论，而执行董事及高层管理人员须暂时避席至该讨论完毕。有关做法已形成制度并列入董事会的工作规则内。

公司治理 (续)

董事会 (续)

各位董事于2013年董事会的出席率详列如下:

董事	出席董事会会议次数	出席率
<i>非执行董事</i>		
田国立先生 (董事长) (注 1)	3次中出席3次	100%
李礼辉先生 (副董事长) (注 2)	6次中出席6次	100%
李早航先生	6次中出席6次	100%
周载群先生 (注 3)	6次中出席6次	100%
陈四清先生 (注 4)	6次中出席5次	83%
<i>独立非执行董事</i>		
冯国经博士	6次中出席3次	50%
高铭胜先生	6次中出席6次	100%
宁高宁先生	6次中出席3次	50%
单伟建先生	6次中出席6次	100%
董建成先生 (注 5)	3次中出席3次	100%
童伟鹤先生	6次中出席6次	100%
<i>执行董事</i>		
和广北先生 (副董事长兼总裁)	6次中出席6次	100%
高迎欣先生	6次中出席6次	100%

注1: 自2013年6月4日起, 田国立先生获委任为本银行董事长及非执行董事。

注2: 自2014年3月25日起, 李礼辉先生辞任本银行副董事长及非执行董事。

注3: 自2014年3月25日起, 周载群先生退休, 不再担任本银行非执行董事。

注4: 自2014年3月25日起, 陈四清先生获委任为本银行副董事长。

注5: 自2013年5月28日起, 董建成先生辞任本银行独立非执行董事。

除正式董事会会议及股东周年大会外, 本银行亦定期安排其他非正式活动以便加强董事会及高层管理人员之间的沟通及交流。例如, 本银行不时举行工作餐会或邀请董事会成员及高层管理人员参与并就本银行的业务及策略问题互相交流。同时, 本银行亦已于年内举办了董事交流活动, 以促进董事会与高层管理人员之间的沟通。

稽核委员会

年内, 稽核委员会由5名成员组成, 其中包括4名独立非执行董事单伟建先生、冯国经博士、高铭胜先生及童伟鹤先生及1名非执行董事周载群先生。独立非执行董事占委员会成员的80%, 主席由独立非执行董事单伟建先生担任。自2013年5月28日起, 董建成先生辞任该委员会委员, 而独立非执行董事仍占委员会成员之大多数。自2014年3月25日起, 周载群先生不再担任该委员会委员。

稽核委员会协助董事会对本银行及其附属公司在以下方面 (但不限于以下方面) 履行职责:

- 财务报告的真实性和财务报告程式;
- 内部监控系统;
- 内部稽核职能的有效性及其集团稽核主管的绩效评估;
- 外部核数师的聘任、资格及独立性的审查和工作表现的评估, 及 (如获董事会授权) 酬金的厘定;
- 本银行及本集团财务报表、财务及业务回顾的定期审阅和年度审计;
- 遵循有关会计准则及法律和监管规定中有关财务资讯披露的要求; 及
- 本集团的公司治理架构及实施。

公司治理（续）

稽核委员会（续）

稽核委员会于2013年内的主要工作包括审议及（如适用）审批：

- 本银行截至2012年12月31日止年度的董事会报告与财务报表及全年业绩公告，并建议董事会通过；
- 本银行截至2013年6月30日止6个月的中期财务报表和中期业绩公告，并建议董事会通过；
- 由外部核数师提交的审计报告及内部控制改善建议书、监管机构的现场审查报告；
- 年度外部核数师聘任的建议、支付予外部核数师的年度审计费用、审阅中期报表的费用及其他非审计服务费用；
- 本集团下一年度的内部稽核工作计划，以及所认定的重点范畴；
- 内部稽核部门的人力资源安排及薪酬水平、该部门下一年度的费用预算；及
- 集团稽核主管及集团稽核的2012年度绩效评估及下一年度主要绩效考核指标。

自董事会采纳本集团《员工内部举报处理政策》以来，有关机制有效运作。于年内，若干举报个案均通过有关政策提供的渠道接收及按照既定程序得以有效地处理。

稽核委员会亦已于2013年对本集团内部监控系统的有效性进行了年度检讨。有关检讨涵盖所有重要内部监控，包括财务、运作和合规及风险管理功能。检讨范围亦包括集团会计及财务汇报职能的资源、员工资历和经验及培训的足够性。相关检讨的具体内容请参见「内部监控」一节。

稽核委员会于2013年内共召开5次会议，平均出席率达85%，有关董事的出席率详列如下：

董事	出席委员会会议次数	出席率
单伟建先生（主席）	5次中出席5次	100%
周载群先生（注）	5次中出席5次	100%
冯国经博士	5次中出席3次	60%
高铭胜先生	5次中出席5次	100%
董建成先生（注）	2次中出席1次	50%
童伟鹤先生	5次中出席4次	80%

注：自2013年5月28日起，董建成先生辞任稽核委员会委员；自2014年3月25日起，周载群先生不再担任该委员会委员。

公司治理（续）

提名及薪酬委员会

年内，提名及薪酬委员会成员共有5名，其中包括2名非执行董事李礼辉先生及李早航先生，以及3名独立非执行董事董伟鹤先生、单伟建先生及高铭胜先生，委员会主席由独立非执行董事董伟鹤先生担任。自2013年5月28日起，独立非执行董事董建成先生辞任提名及薪酬委员会主席，董伟鹤先生获委任为该委员会主席；另高铭胜先生则获委任为委员。自2014年3月25日起，李礼辉先生不再担任提名及薪酬委员会委员，而陈四清先生获委任为该委员会委员。独立非执行董事在变更前后均占委员会成员的60%。

提名及薪酬委员会负责协助董事会对本银行及其附属公司在以下方面（但不限于以下方面）履行职责：

- 本集团的人力资源策略、薪酬策略及激励框架；
- 董事、董事会附属委员会成员、及由董事会不时指定的高级管理人员的筛选和提名（定义为「高级管理人员」）；
- 董事会和各委员会的结构、规模、组成（包括但不限于性别、年龄、文化及教育背景、种族、地区、专业经验、技能、知识等）。董事会由执行董事、非执行董事和独立非执行董事均衡组合而成，而独立非执行董事的人数与比例均符合有关法例及法规的要求；
- 董事、各委员会成员、高级管理人员及主要人员的薪酬；
- 董事会及各委员会的有效性；
- 董事及高级管理人员的培训及持续专业发展；及
- 雇员的操守准则。

提名及薪酬委员会于2013年内的工作主要包括根据职责及权限进行审批、审议并向董事会建议：

- 重要人力资源及薪酬政策的制订、重检和修订，包括制订高级管理人员继任政策、重检高级管理人员的绩效考核及薪酬管理机制、南商（中国）的浮薪机制等等；
- 执行董事及高级管理人员2012年度的绩效考核结果；
- 本集团（含高级管理人员）2012年度花红发放方案及2013年度薪酬调整方案；
- 2014年度本集团及高级管理人员的主要绩效指标；
- 2014年度本集团人事费用预算方案；
- 制订董事会成员多元化政策，并因应董事会成员多元化政策而对提名及薪酬委员会职责约章、提名及委任程序进行相应修订；
- 制订董事继任政策；
- 监控本集团的中期人力资源策略及其他重要人事政策的执行情况；
- 分析及汇报董事会及各附属委员会的自我评估结果，并就此向董事会提出建议，以进一步完善董事会及各附属委员会的职能及效益；
- 处理有关高级管理人员的调整及委任事宜；及
- 处理有关本银行及本集团内主要附属公司调整及委任董事事宜。

公司治理（续）

提名及薪酬委员会（续）

提名及薪酬委员会已获得董事会授权处理有关职责，负责厘定个别执行董事、高级管理人员的薪酬待遇，包括非金钱利益、退休金权利及赔偿金额（包括丧失或终止职务或委任的赔偿、递延浮薪的提早发放）、按表现而厘定的薪酬部分；并向董事会建议有关人员的入职薪酬、签约酬金、合约保证花红等。

提名及薪酬委员会于2013年内共召开6次会议，平均出席率达83%，有关董事的出席率详列如下：

董事	出席委员会会议次数	出席率
童伟鹤先生（主席）（注1）	6次中出席5次	83%
董建成先生（注1）	3次中出席3次	100%
李礼辉先生（注2）	6次中出席5次	83%
李早航先生	6次中出席6次	100%
单伟建先生	6次中出席4次	67%
高铭胜先生（注1）	3次中出席2次	67%

注1：自2013年5月28日起，董建成先生辞任提名及薪酬委员会主席，童伟鹤先生获委任为该委员会主席；另高铭胜先生则获委任为该委员会委员。

注2：自2014年3月25日起，李礼辉先生辞任提名及薪酬委员会委员，而陈四清先生获委任为该委员会委员。

风险委员会

年内，风险委员会成员共有4名，其中包括2名非执行董事李早航先生及陈四清先生，以及2名独立非执行董事高铭胜先生及童伟鹤先生。高铭胜先生担任风险委员会主席。自2014年3月25日起，李早航先生及陈四清先生不再担任该委员会委员。

风险委员会负责协助董事会对本银行及其附属公司在以下方面（但不限于以下方面）履行职责：

- 建立本集团的风险偏好和风险管理战略，确定本集团的风险组合状况；
- 识别、评估、管理本集团不同业务单位面临的重大风险；
- 审查和评估本集团风险管理政策、制度和内部监控的充分性及有效性；
- 审视及监察本集团资本金管理；
- 审查和批准本集团目标平衡表；
- 审查及监控本集团对风险管理政策、制度及内部监控的遵守情况，包括本集团在开展业务时是否符合审慎、合法及合规的要求；
- 审查和批准本集团高层次的风险管理相关政策；
- 审查和批准重大的或高风险的风险承担或交易；及
- 审阅主要报告，包括风险暴露报告、模型开发及验证报告、信贷风险模型表现报告。

公司治理（续）

风险委员会（续）

风险委员会于2013年内的主要工作包括：

- 重检 / 审批政策，包括《中银香港集团营运总则》、《中银香港集团风险管理政策陈述》、《资本管理政策》、《中银香港集团金融工具估值政策》、《员工行为守则》、《中银香港资讯安全政策》、《内部评级体系验证政策》、《关联交易管理政策》、《中银香港压力测试政策》及压力测试情景以及策略风险、信贷风险、市场风险、流动资金风险、利率风险、操作风险、法律、合规及信誉风险等政策；
- 重检集团浮薪资源总额管理机制的风险调节方法及审批中银香港集团2012年度风险调节的得分；
- 审阅 / 批准集团经营计划，包括集团目标平衡表、中银香港银行盘投资计划及投资组合主要风险监控指标以及风险管理限额；
- 审查和监控巴塞尔资本协定的执行情况，包括审阅模型验证报告；听取信贷风险内部评级基准计算法和巴塞尔资本协议三的落实情况进展汇报及风险加权资产分布情况汇报；
- 审阅各类风险管理报告；及
- 审查 / 审批重大的或高风险承担或交易。

风险委员会于2013年内共召开6次会议，平均出席率达88%，有关董事的出席率详列如下：

董事	出席委员会会议次数	出席率
高铭胜先生（主席）	6次中出席6次	100%
李早航先生（注）	6次中出席5次	83%
陈四清先生（注）	6次中出席5次	83%
童伟鹤先生	6次中出席5次	83%

注：自2014年3月25日起，李早航先生及陈四清先生不再担任风险委员会委员。

战略及预算委员会

年内，战略及预算委员会成员共有6名，其中包括2名非执行董事周载群先生及陈四清先生，3名独立非执行董事冯国经博士、宁高宁先生及童伟鹤先生，以及本银行总裁暨执行董事和广北先生。主席由非执行董事周载群先生担任。自2014年3月25日起，周载群先生不再担任战略及预算委员会主席，陈四清先生不再担任该委员会委员及李早航先生获委任为该委员会主席。

战略及预算委员会负责协助董事会对本银行及其附属公司在以下方面（但不限于以下方面）履行职责：

- 在管理层的协助下，准备集团的中长期战略计划，待董事会批准；
- 审查、动议及监控本集团的中长期战略；
- 审查本集团中长期战略的制定程序，确保其已充分考虑到一定范围内的备选方案；
- 按照既定的标准监控本集团中长期战略实施情况，向管理层提供方向性的指引；
- 就本集团主要投资、资本性支出和战略性承诺向董事会提出建议并监控其实施情况；
- 审查预算，待董事会批准，并监控预算目标的执行表现；及
- 审查及监控本集团定期 / 周期性（包括年度）业务计划和财务预算。

公司治理（续）

战略及预算委员会（续）

战略及预算委员会在本年度重点指导和监督了本集团整体业务策略的实施，并推动落实本集团的重点业务策略，如人民币业务、IT五年规划、附属公司下一步的发展思路等。因应市场新营商环境对落实银行战略带来的新机遇和挑战，战略及预算委员会对集团在深圳前海及上海自贸区的发展机遇和策略、移动支付、电子商贸及社交平台应用策略等进行了探讨。此外，委员会也审查及监控了本集团2013年的财务预算和业务规划的执行情况，并先行审查通过和向董事会推荐了管理层提交的本集团2014年度财务预算和业务规划。

战略及预算委员会于2013年内共召开5次会议，平均出席率达80%，有关董事的出席率详列如下：

董事	出席委员会会议次数	出席率
周载群先生（主席）（注）	5次中出席5次	100%
和广北先生	5次中出席5次	100%
陈四清先生（注）	5次中出席4次	80%
冯国经博士	5次中出席4次	80%
宁高宁先生	5次中出席1次	20%
童伟鹤先生	5次中出席5次	100%

注：自2014年3月25日起，周载群先生不再担任该委员会主席，陈四清先生不再担任该委员会委员及李早航先生获委任为该委员会主席。

临时委员会

于年内董事会成立了临时招聘委员会及临时独立董事委员会，详见如下：

招聘委员会

招聘委员会于2012年底成立并透过公开招聘，以选聘合适及具资格的人士出任本银行副总裁（金融市场）。委员会由独立非执行董事冯国经博士担任主席，其成员包括执行董事和广北先生，非执行董事李礼辉先生、李早航先生以及当时全部五位独立非执行董事高铭胜先生、宁高宁先生、单伟建先生、董建成先生及童伟鹤先生。经过数次筛选，以及经提名及薪酬委员会推荐，董事会议决任命黄洪先生出任本银行副总裁（金融市场），自2013年7月1日起生效。

独立董事委员会

2013年5月独立董事委员会设立以审阅和批准截至2016年12月31日止三个年度，本集团作为一方与中国银行及其附属公司作为另一方之间的持续关连交易及新上限。该委员会由所有独立非执行董事组成，并由童伟鹤先生担任主席。委员会已聘请天达融资亚洲有限公司作为独立财务顾问。基于天达融资亚洲有限公司的建议及就此提出的推荐意见，委员会认为有关持续关连交易均是集团的日常业务并按照正常商业条款进行，有关持续关连交易及为该等交易截至2016年12月31日止三个年度各年设定的年度上限，乃合乎中银香港（控股）及股东的整体利益，就独立股东而言为公平和合理的。由于若干类别的持续关连交易的年度上限超逾上市规则所订各项适用百分比率的5%上限，该等交易须经中银香港（控股）的独立股东批准。为此，股东特别大会将计划于2014年6月11日中银香港（控股）股东周年大会后随即召开。有关持续关连交易及股东特别大会的详情，请股东分别参阅中银香港（控股）于2013年12月31日发布的通函，以及中银香港（控股）于2014年4月发出的股东特别大会通告。股东也可以从中银香港（控股）的网站www.bochk.com查阅和下载上述文档。

董事的证券交易

中银香港（控股）已制定并实施一套《董事证券交易守则》以规范董事就中国银行及中银香港（控股）证券的交易事项。经中银香港（控股）向所有董事作出特定查询后，彼等均已确认其于2013年度内严格遵守前述内部守则及上市规则附录十《上市发行人董事进行证券交易的标准守则》有关条款的规定。

公司治理（续）

薪酬及激励机制

本集团的薪酬及激励机制按「有效激励」及「稳健薪酬管理」的原则，将薪酬与绩效及风险因素紧密挂钩，在鼓励员工提高绩效的同时，也加强员工的风险意识，实现稳健的薪酬管理。

本集团的薪酬及激励政策已符合金管局《稳健的薪酬制度指引》订明的总体原则，并适用于本银行及其所有附属机构（包括香港地区及以外的分支机构）。

• 「高级管理人员」及「主要人员」

下列组别的人员已界定为符合金管局《稳健的薪酬制度指引》定义之「高级管理人员」及「主要人员」：

- 「高级管理人员」：董事会指定的高级管理人员，负责总体策略或重要业务，包括总裁、副总裁、财务总监、风险总监、营运总监、董事会秘书以及集团稽核主管。
- 「主要人员」：个人业务活动涉及重大风险承担，对风险暴露有重大影响，或个人职责对风险管理有直接、重大影响，或对盈利有直接影响的人员，包括业务盈利规模较大的单位主管、本集团主要附属公司第一责任人、交易主管和首席交易员，以及对风险管理有直接影响的职能单位第一责任人。

• 薪酬政策的决策过程

为体现上述原则，并确保本集团的薪酬政策能促进有效的风险管理，本集团层面的薪酬政策由人力资源部主责提出建议，并由风险管理、财务管理、及合规等风险监控职能单位提供意见，以平衡员工激励、稳健薪酬管理及审慎风险管理的需要。薪酬政策建议报管理委员会同意后，提呈提名及薪酬委员会审查，并报董事会审定。提名及薪酬委员会及董事会视实际需要征询董事会其他辖下委员会（如风险委员会、稽核委员会等）的意见。

• 薪酬及激励机制的主要特色

1. 绩效管理机制

为实践「讲求绩效」的企业文化，本集团的绩效管理机制对集团层面、单位层面及个人层面的绩效管理作出规范。本集团年度目标在平衡计分卡的框架下，向下层分解，从财务、客户、基础建设 / 重点工作、人员、风险管理及合规等维度对高级管理人员及不同单位（包括业务单位、风险监控职能单位及其他单位）的绩效表现作出评核。对于各级员工，透过绩效管理机制，将本集团年度目标与各岗位的要求连结，并以员工完成工作指标、对所属单位绩效的影响、履行本职工作风险管理责任及合规守纪作为评定个人表现的主要依据，既量度工作成果，亦注重工作过程中所涉及风险的评估及管理，确保本集团安全及正常运作，并辅以价值观的评核，促进核心价值观的贯彻落实。

2. 薪酬的风险调节

为落实绩效及薪酬与风险挂钩的原则，本集团根据《集团浮薪资源总额的风险调节方法》，把本银行涉及的主要风险调节因素结合到本集团的绩效考核机制中。《集团浮薪资源总额的风险调节方法》以信贷风险、市场风险、利率风险、流动性风险、操作风险、法律风险、合规风险和信誉风险作为衡量指标的框架。本集团的浮薪总额按经董事会审定的风险调节后的绩效结果计算，并由董事会酌情决定，以确保本集团浮薪总额是在充分考虑本集团的风险概况及变化情况后决定，从而使薪酬制度贯彻有效的风险管理。

公司治理（续）

薪酬及激励机制（续）

3. 以绩效为本、与风险挂钩的薪酬管理

员工的薪酬由「固定薪酬」和「浮动薪酬」两部分组成。固薪和浮薪的比重在达致适度平衡的前提下，因应员工职级、角色、责任及职能而厘定。一般而言，员工职级愈高及 / 或责任愈大，浮薪占总薪酬的比例愈大，以体现本集团鼓励员工履行审慎的风险管理及落实长期财务的稳定性的理念。

每年本集团将结合薪酬策略、市场薪酬趋势、员工薪金水平等因素，并根据本集团的支付能力及集团、单位和员工的绩效表现，定期重检员工的固薪。如前所述，量度绩效表现的因素，包括定量和定性的，也包括财务及非财务指标。

按集团浮薪资源总额管理机制的相关规定，董事会主要根据本集团的财务绩效表现、与集团长期发展相关的非财务战略性指标的完成情况，结合风险因素等作充分考虑后，审批集团浮薪资源总额。除按机制规定的有关公式计算外，董事会可根据实际情况对本集团的浮薪资源总额作酌情调整。在集团业绩表现较逊色时（如未达至集团业绩的门槛条件），原则上不发当年浮薪，惟董事会仍有权视实际情况作酌情处理。

在单位及员工层面方面，浮薪分配与单位及个人绩效紧密挂钩，有关绩效的量度须包含风险调节因素。风险控制职能单位人员的绩效及薪酬评定基于其核心职能目标的完成情况，独立于所监控的业务范围；对于前线单位的风险控制人员，则透过矩阵式的汇报及考核机制确保其绩效薪酬的合适性。在本集团可接受的风险水平以内，单位的绩效愈好及员工的工作表现愈优秀，员工获得的浮薪愈高。

4. 浮薪发放与风险期挂钩，体现本集团的长远价值创造

为实现薪酬与风险期挂钩的原则，使相关风险及其影响可在实际发放薪酬之前有足够时间予以充分确定，员工的浮薪在达到递延发放的门槛条件下，按规定，以现金形式作递延发放。就递延发放的安排，本集团采取递进的模式，员工工作涉及风险期愈长、职等愈高或浮薪水平愈高的岗位，递延浮薪的比例愈大。递延的年期为3年。

递延浮薪的归属与本集团长远价值创造相联结。递延浮薪的归属条件与本集团未来3年每年的绩效挂钩，每年在本集团绩效（含财务及非财务）达到门槛条件的情况下，员工按递延浮薪的归属比例归属当年的递延浮薪。若本集团或单位的绩效表现估算需作重大修正、员工被证实犯欺诈、渎职或违反内控政策的情况下，本集团便会索回员工并未归属的递延浮薪，不予发放。

• 外部薪酬顾问

为确保薪酬激励机制的合适性，保持薪酬的市场竞争力，本集团曾就高级管理人员和关键岗位的薪酬管理事宜以及市场薪酬数据咨询 Towers Watson Pennsylvania Inc. 及 McLagan Partners Asia, Inc. 的独立意见。

• 薪酬披露

本集团已完全遵照金管局《稳健的薪酬制度指引》第三部分要求，披露本集团薪酬及激励机制的相关资讯。

外部核数师

根据董事会采纳的《外部核数师管理政策》，稽核委员会已按该政策内参考国际最佳惯例而制订的原则及标准，对本集团外部核数师安永会计师事务所的独立性、客观性及其审计程序的有效性作出检讨及监察，并满意有关检讨的结果。根据稽核委员会的建议，董事会将向股东建议于本银行2014年度股东周年大会上重新委任安永会计师事务所为本集团核数师；倘获股东授权，董事会将授权稽核委员会厘定安永会计师事务所的酬金。于2013年度，本集团须向安永会计师事务所支付的费用合共港币3,300万元，其中港币2,500万元为审计费，而港币800万元为其他服务的费用（主要包括税务相关及咨询的服务）。于2012年度，本集团向前任外部核数师罗兵咸永道会计师事务所支付的费用合共港币3,500万元，其中港币3,100万元为审计费，而港币400万元为其他服务的费用。

稽核委员会对2013年度非审计服务并没有影响到安永会计师事务所的独立性感到满意。2013年度支付予安永会计师事务所关于非审计服务的费用主要包括税务相关的服务（费用约港币200万元），临时项目的咨询服务（费用约港币300万元）及其它非审计服务（费用约港币300万元）。

公司治理（续）

内部监控

董事会有责任维持本集团的内部监控系统稳健而且有效，以保障本集团的资产。根据董事会的授权范围，管理层负责日常的运作及各类风险管理的工作。

内部监控系统旨在提供合适保证，以防出现严重陈述错漏或损失的情况；并管理运作系统故障的风险，以及协助达致本集团的目标。除保障本集团资产安全外，亦确保保存妥善的会计记录及遵守有关法例及规定。

本集团每年对内部监控系统的有效性进行检讨，涵盖所有重要的监控方面，包括财务监控、运作监控及合规监控以及风险管理。有关检讨工作是以监管机构及专业团体的指引、定义为基础，根据内部环境、风险评估、控制活动、讯息与沟通及内部监督的五项内部监控元素进行评估，涵盖所有重要的监控及措施，包括财务、运作及合规、及风险管理功能；检讨范围亦包括本集团会计及财务汇报职能的资源、员工资历和经验及培训的足够性。有关检讨由本集团内部稽核部门统筹，透过管理层及业务部门的自我评估，内部稽核部门对检讨过程及结果进行独立的检查及后评价工作。有关2013年度的检讨结果已向稽核委员会及董事会汇报。

此外，本集团已基本建立且落实执行各项监控程序及措施，主要包括：

- 建立了相应的组织架构和各级人员的职、权、责，制定了书面的政策和程序，对各单位建立了相互牵制的职能分工，合理地保障本集团的各项资产安全，及内部监控措施的执行，并能在合法合规及风险控制下经营及运作；
- 管理层制定并持续监察本集团的发展策略、业务计划及财务预算的执行情况，并已设置了会计管理制度，提供衡量财务及营运表现的依据；
- 本集团制定了相应的风险管理政策及人力资源管理政策，对各重大风险类别均设既定单位和人员承担职责及处理程序，在风险的识别、评估及管理范畴，包括信誉、策略、法律、合规、信贷、市场、业务操作、流动性、利率等风险，均发挥了应有的监控功能（本集团的风险管理详列于本年报第374页至第381页）；
- 本集团确立的资讯科技管治架构，设有多元化的资讯系统及管理报告，包括各类业务的监察资料、财务资讯、营运表现等，为管理层及业务单位、监管机构等提供衡量及监控的讯息；各单位、层级亦已建立了适当的沟通管道和汇报机制，以确保讯息的交流畅通；
- 本集团的内部稽核部门采用风险为本的评估方法，根据董事会辖下稽核委员会批准的内部稽核计划，对财务范畴、各业务领域、各风险类别、职能运作及活动进行独立的检查，直接向稽核委员会提交报告，本集团的内部稽核部门对须关注的事项及需改善的方面有系统地及时跟进，并将跟进情况向管理层及稽核委员会报告；及
- 稽核委员会审阅外部核数师在年度审计中致本集团管理层的报告以及监管机构提出的内部监控建议，并由本集团的内部稽核部门持续跟进以确保本集团有计划地实施有关建议，并定期向管理层及稽核委员会报告建议的落实情况。

本集团致力提升管治水平，对所有附属公司持续监控。于2013年，本集团在组织架构分工、风险管理政策与程序及提高披露透明度等方面做出持续改善。因应环球经济状况、经营环境、监管规定、业务发展等内外变化，本集团整体上采取了一系列应对措施，并将持续检讨改善集团监控机制的成效。于2013年内发现需改进的地方已予确认，并已采取相应措施。

董事关于财务报告书的责任声明

以下声明应与本年报中核数师报告内的核数师责任声明一并阅读。该声明旨在区别董事及核数师在财务报告书方面的责任。

董事须按香港《公司条例》规定编制真实且公平之财务报告书。除非本银行及本集团将继续其业务的假设被列为不恰当，否则财务报告书必须以持续经营基准编制。董事有责任确保本银行存置的会计纪录，可合理准确披露本银行财务状况以及可确保所编制的财务报告书符合香港《公司条例》的规定。董事亦有责任采取合理可行的步骤，以保护本集团资产，并且防止及揭发欺诈及其他不正常情况。

董事认为于编制载于本年报的财务报告书时，本银行已采用合适的会计政策并贯彻使用，且具有合理的判断及估计支持，并已遵守所有适用的会计准则。

Corporate Governance

The Bank is committed to maintaining and upholding high standards of corporate governance in order to safeguard the interests of shareholders, customers and employees. The Bank abides strictly by the laws and regulations in Hong Kong, and observes the rules and guidelines issued by regulatory authorities including HKMA and Hong Kong Securities and Futures Commission. It is in full compliance with the guidelines as set out in the Supervisory Policy Manual module CG-1 entitled “Corporate Governance of Locally Incorporated Authorized Institutions” (“SPM CG-1”) issued by HKMA. During the year, the Bank has made reference to guidelines and requirements issued by regulatory authorities, coupled with the experience drawn from daily best practice to formulate “Succession Policy for Directors”, “Board Diversity Policy”, “Policy on Managing Conflicts of Interest of Directors” and relevant measurements in order to ensure the system is in line with the regulatory requirements and further enhance corporate governance standard. The Bank from time to time reviews the corporate governance practices as adopted and strives to comply with the relevant requirements of international and local corporate governance best practices.

Corporate Governance Policy

The Bank recognises the importance of high standards of corporate governance and maintains an effective corporate governance framework which delivers long-term success of the Group. The Bank is also strongly committed to embracing and enhancing sound corporate governance principles and practices. The established and well-structured corporate governance framework directs and regulates the business ethical conduct of the Bank, thereby protects and upholds the value of shareholders and stakeholders as a whole in a sustainable manner.

Corporate Governance Framework

The Board is at the core of the Bank’s corporate governance framework and there is a clear division of responsibilities between the Board and the Management. The Board is responsible for providing high-level guidance and effective oversight of the Management. Generally, the Board is responsible for:

- formulating the Group’s mid and long-term strategy and monitoring the implementation thereof;
- reviewing and approving the annual business plans and financial budgets;
- approving the annual, interim and quarterly results;
- reviewing and monitoring the Group’s risk management and internal control;
- ensuring good corporate governance and effective compliance; and
- monitoring the performance of the Management.

The Board authorises the Management to implement the strategies as approved by the Board. The Management is responsible for the day-to-day operations of the Group and reports to the Board. **For this purpose, the Board has formulated clear written guidelines which stipulate the circumstances whereas the Management should report to and obtain prior approval from the Board before making decisions or entering into any commitments on behalf of the Group.** The Board will conduct regular review on these authorisation and guidelines.

To avoid concentration of power in any single individual, the **positions of the Chairman and the Chief Executive are held by two different individuals. Their roles are distinct, clearly established and stipulated in the Board’s Mandate.** In short, the Chairman is responsible for ensuring that the Board properly discharges its responsibilities and conforms to good corporate governance practices and procedures. In addition, as the Chairman of the Board, he is also responsible for ensuring that all Directors are properly briefed on all issues currently on hand, and that all Directors receive adequate, accurate and reliable information in a timely manner. The Chief Executive is responsible for providing leadership for the whole Management and implementing important policies and development strategies as adopted by the Board. Led by the Chief Executive, the Management Committee fulfils responsibilities including management of the Group’s routine operation, implementation of business development strategies and realisation of the Group’s long-term targets and strategies.

Corporate Governance (continued)

Corporate Governance Framework (continued)

Taking into consideration market practices and international best practices in corporate governance, **the Board has established four standing Board Committees** to assist in performing its responsibilities. They are the Audit Committee, the Nomination and Remuneration Committee, the Risk Committee, and the Strategy and Budget Committee. In addition, the Board will authorise an independent board committee comprising all Independent Non-executive Directors as and when required to review, approve and monitor connected transactions (including the continuing connected transactions) in accordance with the relevant rules and regulations that should be approved by the Board.

Each of the Board Committees has a well-defined Mandate and makes recommendations to the Board on relevant matters within its scope of responsibilities or makes decisions under appropriate circumstances in accordance with the power delegated by the Board. **All Board Committees are assigned a professional secretarial department which ensures that the Board Committees have adequate resources to perform their duties effectively and properly.** The Board and Board Committees will participate in the annual performance appraisal of those professional secretarial departments to ensure and enhance the services provided and ensure that adequate and efficient supports are provided to the Board and Board Committees. In addition, according to their respective Mandates, **the Board and each of the Board Committees will evaluate and review their work process and effectiveness annually, with a view to identifying areas for further improvements.**

The following chart sets out the Bank's corporate governance framework:



Details including the Bank's corporate governance principles and framework adopted by the Board, the composition of the Board and each of the Board Committees and their respective Mandates, Corporate Governance Policy and Information Disclosure Policy are available under the sub-section "Corporate Governance" of the section headed "About Us" on the Bank's website at www.bochk.com.

Board of Directors

The Board of the Bank is composed of majority of Non-executive Directors and Independent Non-executive Directors that ensures the independence and objectivity of the decisions of the Board, as well as comprehensive and impartial control of the Management. The Board acts honestly and in good faith so that decisions are made objectively with a view to delivering long-term and maximum shareholder value and fulfilling its corporate responsibility to other stakeholders of the Group.

The Board has twelve members during the year, comprising five Independent Non-executive Directors, five Non-executive Directors and two Executive Directors. Mr XIAO Gang resigned as Chairman and Non-executive Director of the Bank with effect from 17 March 2013; Mr TUNG Chee Chen resigned as an Independent Non-executive Director of the Bank after the conclusion of the annual general meeting held on 28 May 2013; and Mr TIAN Guoli was appointed as Chairman and Non-executive Director of the Bank with effect from 4 June 2013. As at the date of this report, Mr LI Lihui resigned as Vice Chairman and Non-executive Director of the Bank; Mr ZHOU Zaiqun retired as Non-executive Director of the Bank; and Mr CHEN Siqing was appointed as Vice Chairman of the Bank, all changes effective from 25 March 2014. Save as disclosed above, there were no other changes to the composition of the Board in 2013 and up to the date of this Annual Report.

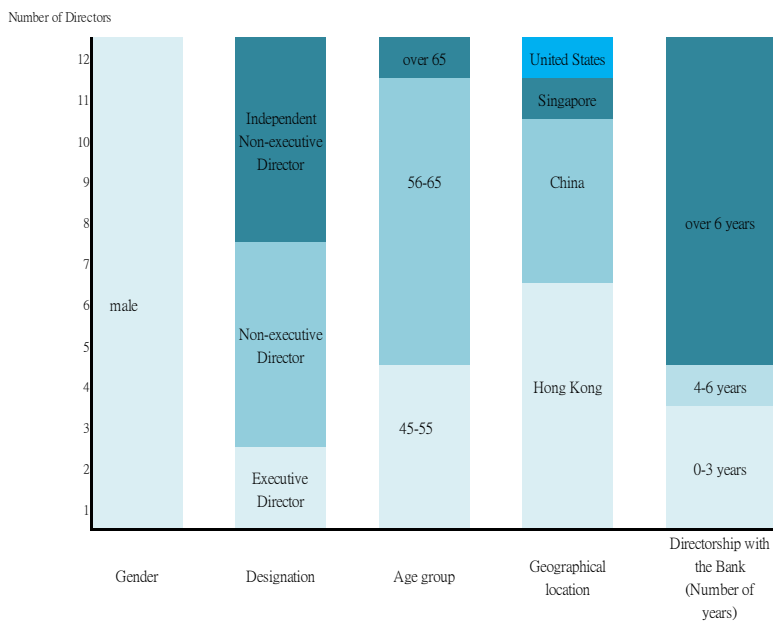
Corporate Governance (continued)

Board of Directors (continued)

The Bank recognises the importance and benefits of board diversity with a view to promoting the Board efficiency and standards of corporate governance of the Bank. In identifying suitable and qualified candidates to be a Board member, Board diversity will be considered from a number of aspects, including but not limited to gender, age, cultural and educational background, ethnicity, geographical location, professional experience, skills and knowledge, etc., in order to have an appropriate proportion in the Board composition from various aspects as afore-mentioned. At the same time, all Board appointments are made on merit, in the context of the skills and experience the Board as a whole required and the various perspectives of Board diversity elements as mentioned above shall also be adequately considered.

Under the current board membership, all Directors possess extensive experience in banking and management. In addition, over one-third of them are Independent Non-executive Directors, of whom some of them are experts in strategic development, financial and/or risk management. The Board has formulated the “Policy on Independence of Directors” (the “Independence Policy”) which stipulates the criteria on independence of Independent Non-executive Directors. The Bank has received from each of the Independent Non-executive Directors an annual confirmation of his independence by reference to the Independence Policy. Based on the information available to the Bank, it considers that all of the Independent Non-executive Directors are independent.

An analysis of the Board Composition during the year is set out below:



All the existing **Non-executive Directors and Independent Non-executive Directors** of the Bank have been **appointed for a fixed term of approximately 3 years, with formal letters of appointment** setting out the key terms and conditions of their appointment. In addition, the Nomination and Remuneration Committee has also established a **written and formal process for the appointment of Independent Non-executive Directors to ensure that the appointment procedures are standardised, thorough and transparent.**

Mr TIAN Guoli and Mr LI Zaohang are Executive Directors of BOC. Mr CHEN Siqing is President of BOC and was proposed to be appointed as Executive Director of BOC subject to the shareholders' approval at an extraordinary general meeting of BOC scheduled on 25 March 2014 and the subsequent approval by the China Banking Regulatory Commission. Mr LI Lihui was a former Vice Chairman, Executive Director and President of BOC (he resigned such positions with effect from 28 January 2014). Mr ZHOU Zaiqun was a former Executive Director and Executive Vice President of BOC (he resigned such positions with effect from 28 May 2011). **Save as disclosed above, there are no other relationships between the Board members, including financial, business, family or other material/relevant relationships.**

Corporate Governance (continued)

Board of Directors (continued)

In addition, it is expressly provided in the Board's Mandate that, unless the applicable laws or regulations allow otherwise, if a substantial shareholder or Director has a conflict of interest in the matter to be considered by the Board, a Board meeting must be convened and attended by Independent Non-executive Directors who have no material interest, and give professional advice to the subject matter for further consideration and approval.

During the year, the Bank has arranged for **appropriate cover on Directors' Liability Insurance Policy to indemnify the Directors for liabilities arising from the corporate activities**. The coverage and the amount insured under such policy are reviewed annually by the Bank.

To ensure the newly appointed Directors to have adequate understanding of the Bank's business operations and to enable all Directors to update their knowledge regularly so as to provide informed recommendation and advice and make contribution to the Bank, **the Board establishes a set of written policy specifying guidelines on Directors' induction and training upon appointment**.

The Bank also provides regular updates to Board members on material changes to regulatory requirements applicable to the Directors and the Bank on a timely basis; and arranges regular meetings with the Management to facilitate the understanding of the latest business development of the Bank. In addition, Board members are encouraged to participate actively in continuous training programmes. The Bank also arranges relevant professional training programmes for Board members at the expense of BOCHK (Holdings).

During the year, all Directors have participated in continuous professional development to develop and refresh their knowledge and skills. In 2013, the Bank invited experts to deliver a seminar to the Directors and senior management with regard to the director's ongoing disclosure obligations of inside information, and the relationship between the information technology and future development of banks. Each of the Directors received a series of training locally or overseas as he thought fit, hosted or attended briefings, meetings, seminars and conferences organised by the Bank, professional bodies or regulatory institutions. Relevant training included, among others:

- development of national and global economy;
- national policy outlook;
- corporate governance;
- regulatory updates; and
- banking industry development trend, etc.

Corporate Governance (continued)

Board of Directors (continued)

The Directors' records of annual training information have been entered in the register of directors' training records maintained and updated by the Bank from time to time. The following summarises continuous professional development participated by all Directors of the Bank during the year:

Directors ^(Note 1)	Corporate Governance	Regulatory updates	Banking industry development trend and global/national economy and policy outlook
Non-executive Directors			
Mr TIAN Guoli (<i>Chairman</i>) ^(Note 2)	✓	✓	✓
Mr LI Lihui (<i>Vice Chairman</i>) ^(Note 3)	✓	✓	✓
Mr LI Zaohang	✓	✓	✓
Mr CHEN Siqing ^(Note 4)	✓	✓	✓
Mr ZHOU Zaiqun ^(Note 5)	✓	✓	✓
Independent Non-executive Directors			
Dr FUNG Victor Kwok King	✓	✓	✓
Mr KOH Beng Seng	✓	✓	✓
Mr NING Gaoning	✓	✓	✓
Mr SHAN Weijian	✓	✓	✓
Mr TUNG Savio Wai-Hok	✓	✓	✓
Executive Directors			
Mr HE Guangbei (<i>Vice Chairman and Chief Executive</i>)	✓	✓	✓
Mr GAO Yingxin	✓	✓	✓

Note 1: Mr XIAO Gang resigned as Chairman and Non-executive Director of the Bank on 17 March 2013; Mr TUNG Chee Chen resigned as Independent Non-executive Director of the Bank after the conclusion of the annual general meeting held on 28 May 2013 and their training records have not been included therein.

Note 2: Mr TIAN Guoli was appointed as Chairman and Non-executive Director of the Bank with effect from 4 June 2013.

Note 3: Mr LI Lihui resigned as Vice Chairman and Non-executive Director of the Bank with effect from 25 March 2014.

Note 4: Mr CHEN Siqing was appointed as Vice Chairman of the Bank with effect from 25 March 2014.

Note 5: Mr ZHOU Zaiqun retired as Non-executive Director of the Bank with effect from 25 March 2014.

Six Board meetings were held during 2013 with an average attendance rate of 90%. The meeting schedule for the year was prepared and approved by the Board in the preceding year. In general, Board agenda and meeting materials are despatched to all Board members for review at least seven days prior to the scheduled meetings. Board agenda is approved by the Chairman following consultation with other Board members and the senior management. In addition, in order to facilitate open discussion with all Non-executive Directors, the Chairman meets with all Non-executive Directors (including Independent Non-executive Directors), in the absence of Executive Directors and the senior management, during the discussion session before each Board meeting. Relevant practice has been incorporated in the Working Rules of the Board.

Corporate Governance (continued)

Board of Directors (continued)

Details of respective Directors' attendance at the Board meetings in 2013 are set out as follows:

Directors	Number of Board meetings attended	Attendance rate
<i>Non-executive Directors</i>		
Mr TIAN Guoli (<i>Chairman</i>) (<i>Note 1</i>)	3 out of 3	100%
Mr LI Lihui (<i>Vice Chairman</i>) (<i>Note 2</i>)	6 out of 6	100%
Mr LI Zaohang	6 out of 6	100%
Mr ZHOU Zaiqun (<i>Note 3</i>)	6 out of 6	100%
Mr CHEN Siqing (<i>Note 4</i>)	5 out of 6	83%
<i>Independent Non-executive Directors</i>		
Dr FUNG Victor Kwok King	3 out of 6	50%
Mr KOH Beng Seng	6 out of 6	100%
Mr NING Gaoning	3 out of 6	50%
Mr SHAN Weijian	6 out of 6	100%
Mr TUNG Chee Chen (<i>Note 5</i>)	3 out of 3	100%
Mr TUNG Savio Wai-Hok	6 out of 6	100%
<i>Executive Directors</i>		
Mr HE Guangbei (<i>Vice Chairman and Chief Executive</i>)	6 out of 6	100%
Mr GAO Yingxin	6 out of 6	100%

Note 1: Mr TIAN Guoli was appointed as Chairman and Non-executive Director of the Bank with effect from 4 June 2013.

Note 2: Mr LI Lihui resigned as Vice Chairman and Non-executive Director of the Bank with effect from 25 March 2014.

Note 3: Mr ZHOU Zaiqun retired as Non-executive Director of the Bank with effect from 25 March 2014.

Note 4: Mr CHEN Siqing was appointed as Vice Chairman of the Bank with effect from 25 March 2014.

Note 5: Mr TUNG Chee Chen resigned as an Independent Non-executive Director of the Bank with effect from 28 May 2013.

Apart from formal Board meetings and annual general meetings, the Bank arranges, on a regular basis, other casual events for the Board members and the senior management to facilitate their communication and interactions. For example, **the Bank organises working meals from time to time, Board members and senior management have been invited to join and share insights on the Bank's business and strategic issues. Further, a board retreat has also been held during the year to enhance communication between the Board and the senior management.**

Audit Committee

The Audit Committee comprised five members during the year, including four Independent Non-executive Directors, namely Mr SHAN Weijian, Dr FUNG Victor Kwok King, Mr KOH Beng Seng, and Mr TUNG Savio Wai-Hok, and one Non-executive Director, Mr ZHOU Zaiqun. Independent Non-executive Directors make up 80% of the Committee members. The Audit Committee is chaired by Mr SHAN Weijian, an Independent Non-executive Director. With effect from 28 May 2013, Mr TUNG Chee Chen resigned as a member of the Audit Committee. The Independent Non-executive Directors nevertheless make up the majority of the Committee members. Mr ZHOU Zaiqun ceased to be its member with effect from 25 March 2014.

The Audit Committee assists the Board in performing the duties in respect of the Bank and its subsidiaries in, among others, the following areas:

- integrity of financial statements and financial reporting process;
- internal control systems;
- effectiveness of internal audit function and performance appraisal of the Head of Group Audit;

Corporate Governance (continued)

Audit Committee (continued)

- appointment of external auditor and assessment of its qualification, independence and performance and, with authorisation of the Board, determination of its remuneration;
- periodic review and annual audit of the Bank's and the Group's financial statements, and financial and business review;
- compliance with applicable accounting standards as well as legal and regulatory requirements on financial disclosures; and
- corporate governance framework of the Group and implementation thereof.

The work performed by the Audit Committee during 2013 included the review and, where applicable, approval of:

- the Bank's Directors' Report and financial statements for the year ended 31 December 2012 and the annual results announcement that were recommended to the Board for approval;
- the Bank's interim financial statements for the six months ended 30 June 2013 and the interim results announcement that were recommended to the Board for approval;
- the audit reports and report on internal control recommendations submitted by external auditor, and the on-site examination reports issued by regulators;
- the appointment of external auditor, the fees payable to external auditor for the annual audit, interim review and other non-audit services;
- the Group's audit plan for next year and key issues identified;
- the deployment of human resources and pay level of the Internal Audit and its budget for next year; and
- the 2012 performance appraisal and key performance indicators for the Head of Group Audit and the Group Audit for next year.

The "Policy on Staff Reporting of Irregularities" adopted by the Board is proved to be effective. During the year, reports on a number of cases were received and handled satisfactorily through the channels and procedures set out in the said Policy.

The Audit Committee conducted an annual review of the effectiveness of the internal control systems of the Group in 2013. The review covers all the material internal controls and measures, including financial, operational and compliance controls as well as risk management functions. The review also considers the adequacy of resources, staff qualifications and experience and training of the Group's accounting and financial reporting functions. Details of the relevant review will be elaborated in the sub-section headed "Internal Control".

Five Audit Committee meetings were held during 2013 with an average attendance rate of 85%. Individual attendance records of the relevant Directors are set out as follows:

Directors	Number of committee meetings attended	Attendance rate
Mr SHAN Weijian (<i>Chairman</i>)	5 out of 5	100%
Mr ZHOU Zaiqun (<i>Note</i>)	5 out of 5	100%
Dr FUNG Victor Kwok King	3 out of 5	60%
Mr KOH Beng Seng	5 out of 5	100%
Mr TUNG Chee Chen (<i>Note</i>)	1 out of 2	50%
Mr TUNG Savio Wai-Hok	4 out of 5	80%

Note: With effect from 28 May 2013, Mr TUNG Chee Chen resigned as a member of Audit Committee; and with effect from 25 March 2014, Mr ZHOU Zaiqun ceased to be its member.

Corporate Governance (continued)

Nomination and Remuneration Committee

The Nomination and Remuneration Committee comprised five members during the year, including two Non-executive Directors, namely Mr LI Lihui and Mr LI Zaohang, and three Independent Non-executive Directors, namely Mr TUNG Savio Wai-Hok, Mr SHAN Weijian and Mr KOH Beng Seng. It is chaired by Mr TUNG Savio Wai-Hok, an Independent Non-executive Director. With effect from 28 May 2013, Mr TUNG Chee Chen, an Independent Non-executive Director, resigned as the Chairman of the Nomination and Remuneration Committee; Mr TUNG Savio Wai-Hok was appointed as the Chairman and Mr KOH Beng Seng was appointed as a member. With effect from 25 March 2014, Mr LI Lihui ceased to be a member of the Nomination and Remuneration Committee and Mr CHEN Siqing was appointed as its member. Prior and subsequent to such changes, the Independent Non-executive Directors represent 60% of the Committee members.

The Nomination and Remuneration Committee assists the Board in performing the duties in respect of the Bank and its subsidiaries in, among others, the following areas:

- human resources, remuneration strategy and incentive framework of the Group;
- selection and nomination of Directors, Board Committee members and certain senior executives as designated by the Board from time to time (defined as “Senior Management”);
- structure, size and composition (including but not limited to gender, age, cultural and educational background, ethnicity, geographical location, professional experience, skills and knowledge, etc.) of the Board and Board Committees. The Board has a well-balanced composition of Executive Directors, Non-executive Directors and Independent Non-executive Directors. Both the number and percentage of the Independent Non-executive Directors are well in line with the requirements set by relevant rules and regulations;
- remuneration of Directors, Board Committee members, Senior Management and Key Personnel;
- effectiveness of the Board and Board Committees;
- training and continuous professional development of Directors and Senior Management; and
- code of conduct applicable to employees.

Key tasks performed by the Nomination and Remuneration Committee during 2013 included the approval, review and proposal to the Board on the following according to the responsibilities and authorities:

- formulation, review and amendment on the major human resources and remuneration policies, including formulation of the succession policy for Senior Management, review of the performance appraisal and remuneration management mechanism of the Senior Management as well as the bonus funding mechanics of NCB (China);
- performance appraisal result of the Executive Directors and Senior Management for year 2012;
- proposal on staff bonus for year 2012 and salary adjustment for year 2013 for the Group, including the Senior Management;
- key performance indicators of the Group and the Senior Management for year 2014;
- proposal on human resources budget of the Group for year 2014;
- formulation of the Board Diversity Policy, and corresponding amendment on the Mandate of the Nomination and Remuneration Committee, as well as the Nomination and Appointment Procedure, to take into account the Board Diversity Policy;
- formulation of the succession policy for Directors;
- monitoring the implementation progress of the Group’s medium-term human resources strategies and other major human resources policies;

Corporate Governance (continued)

Nomination and Remuneration Committee (continued)

- analysis and report of self-evaluation results of the Board and Board Committees, put forward recommendations to the Board to further enhance the functions and effectiveness of the Board and Board Committees;
- consideration of the matters relating to the adjustment and appointment of Senior Management; and
- consideration of the matters relating to the adjustment and appointment of directors in the Bank and major subsidiaries of the Group.

The Nomination and Remuneration Committee also has the delegated responsibility from the Board to **determine the remuneration packages of the Executive Directors and Senior Management, including benefits in kind, pension rights and compensation payments (including any compensation payable for loss or termination of their office or appointment, early payout of deferred remuneration), as well as the performance-based remuneration. Moreover, it will recommend to the Board on their remuneration package upon joining, sign-on bonus and contract guaranteed bonus, etc.**

Six Nomination and Remuneration Committee meetings were held during 2013 with an average attendance rate of 83%. Attendance records of relevant Directors are set out as follows:

Directors	Number of committee meetings attended	Attendance rate
Mr TUNG Savio Wai-Hok (<i>Chairman</i>) (<i>Note 1</i>)	5 out of 6	83%
Mr TUNG Chee Chen (<i>Note 1</i>)	3 out of 3	100%
Mr LI Lihui (<i>Note 2</i>)	5 out of 6	83%
Mr LI Zaohang	6 out of 6	100%
Mr SHAN Weijian	4 out of 6	67%
Mr KOH Beng Seng (<i>Note 1</i>)	2 out of 3	67%

Note 1 : With effect from 28 May 2013, Mr TUNG Chee Chen resigned as the Chairman of the Nomination and Remuneration Committee; Mr TUNG Savio Wai-Hok was appointed as its Chairman and Mr KOH Beng Seng was appointed as its member.

Note 2: With effect from 25 March 2014, Mr LI Lihui resigned as a member of the Nomination and Remuneration Committee and Mr CHEN Siqing was appointed as its member.

Corporate Governance (continued)

Risk Committee

The Risk Committee comprised four members during the year, including two Non-executive Directors, namely Mr LI Zaohang and Mr CHEN Siqing, and two Independent Non-executive Directors, namely Mr KOH Beng Seng and Mr TUNG Savio Wai-Hok. The Risk Committee is chaired by Mr KOH Beng Seng. With effect from 25 March 2014, Mr LI Zaohang and Mr CHEN Siqing ceased to be its members.

The Risk Committee assists the Board in performing the duties in respect of the Bank and its subsidiaries in, among others, the following areas:

- formulation of the risk appetite and risk management strategy of the Group and determination of the Group's risk profile;
- identification, assessment and management of material risks faced by various business units of the Group;
- review and assessment of the adequacy and effectiveness of the Group's risk management policies, system and internal control;
- review and monitoring of the Group's capital management;
- review and approval of the Group's target balance sheet;
- review and monitoring of the Group's compliance with the risk management policies, system and internal control, including the Group's compliance with prudential, legal and regulatory requirements governing the businesses of the Group;
- review and approval of high-level risk-related policies of the Group;
- review and approval of significant or high risk exposures or transactions; and
- review of key reports, including risk exposure reports, model development and validation reports, and credit risk model performance reports.

The work performed by the Risk Committee during 2013 included the following:

- review/approval of policies, including the "BOCHK Group Operating Principles", the "Risk Management Policy Statement of BOCHK Group", the "Capital Management Policy", the "BOCHK Group Financial Instruments Valuation Policy", the "Staff Code of Conduct", the "BOCHK Information Security Policy", the "Policy for Validating Internal Rating Systems", the "Connected Transactions Management Policy", the "Stress Test Policy of BOCHK" and stress test scenarios, and a range of risk management policies covering strategic risk, credit risk, market risk, liquidity risk, interest rate risk, operational risk, legal, compliance and reputation risk, etc.;
- review of the risk adjustment method for group bonus funding mechanics and the approval of the results of risk adjustment of BOCHK Group for 2012;
- review/approval of the Group's operating plans, including the Group's target balance sheets, the BOCHK's banking book investment plans and portfolio key risk indicators, as well as risk management limits;
- review and monitoring of Basel Accord implementation, including review of model validation reports, and receiving the implementation progress reports of IRB and of Basel III Accord, as well as the status reports of the allocation of risk-weighted assets;
- review of various risk management reports; and
- review/approval of significant high risk exposures or transactions.

Corporate Governance (continued)

Risk Committee (continued)

Six Risk Committee meetings were held during 2013 with an average attendance rate of 88%. Attendance records of relevant Directors are set out as follows:

Directors	Number of committee meetings attended	Attendance rate
Mr KOH Beng Seng (<i>Chairman</i>)	6 out of 6	100%
Mr LI Zaohang (<i>Note</i>)	5 out of 6	83%
Mr CHEN Siqing (<i>Note</i>)	5 out of 6	83%
Mr TUNG Savio Wai-Hok	5 out of 6	83%

Note: Mr LI Zaohang and Mr CHEN Siqing ceased to be members of Risk Committee with effect from 25 March 2014.

Strategy and Budget Committee

The Strategy and Budget Committee comprised six members during the year, including two Non-executive Directors, namely Mr ZHOU Zaiqun and Mr CHEN Siqing, and three Independent Non-executive Directors, namely Dr FUNG Victor Kwok King, Mr NING Gaoning, Mr TUNG Savio Wai-Hok and Mr HE Guangbei, the Chief Executive as well as the Executive Director of the Bank. The Strategy and Budget Committee was chaired by Mr ZHOU Zaiqun, a Non-executive Director. With effect from 25 March 2014, Mr ZHOU Zaiqun ceased to be the Chairman of the Strategy and Budget Committee, Mr CHEN Siqing ceased to be its member and Mr LI Zaohang was appointed as its Chairman.

The Strategy and Budget Committee assists the Board in performing the duties in respect of the Bank and its subsidiaries in, among others, the following areas:

- prepare, with input from the Management, Group's medium to long-term strategic plans for Board approval;
- review, motion and monitor the Group's medium to long-term strategy;
- review the process for formulating the Group's medium to long-term strategy to ensure that they are sufficiently robust to take into account a range of alternatives;
- monitor implementation of the Group's medium to long-term strategy through pre-determined metrics and provide guidance to the Management;
- make recommendations to the Board on major investments, capital expenditure, and strategic commitments of the Group and monitor implementation of the same;
- review budget for Board approval and monitor performance against budgeted targets; and
- review and monitor the Group's regular/periodic (including annual) business plan and financial budget.

Corporate Governance (continued)

Strategy and Budget Committee (continued)

During the year, the Strategy and Budget Committee played a prominent role in providing guidance and monitoring the implementation of the Group's overall business strategies and driving the formulation and implementation of the Group's key business strategies, such as RMB business, IT Five Years' Strategic Plan, strategic directions of subsidiaries etc. In response to the new operating environment which posed new opportunities and challenges to the implementation of bank strategies, the Strategy and Budget Committee discussed the opportunities and development strategies of Qianhai and Shanghai free trade zone, strategies on mobile payment, E-commerce and implementation of social media. In addition, it reviewed and monitored the implementation of the Group's financial budgets and business plans for 2013, and also reviewed and endorsed the financial budgets and business plans submitted by the Management for the year 2014 and recommended the same to the Board for approval.

Five Strategy and Budget Committee meetings were held during 2013 with an average attendance rate of 80%. Attendance records of relevant Directors are set out as follows:

Directors	Number of committee meetings attended	Attendance rate
Mr ZHOU Zaiqun (<i>Chairman</i>) (<i>Note</i>)	5 out of 5	100%
Mr HE Guangbei	5 out of 5	100%
Mr CHEN Siqing (<i>Note</i>)	4 out of 5	80%
Dr FUNG Victor Kwok King	4 out of 5	80%
Mr NING Gaoning	1 out of 5	20%
Mr TUNG Savio Wai-Hok	5 out of 5	100%

Note: With effect from 25 March 2014, Mr ZHOU Zaiqun ceased to be its Chairman, Mr CHEN Siqing ceased to be its member and Mr LI Zaohang was appointed as its Chairman.

Ad Hoc Committee

The Board established an ad hoc Search Committee and an ad hoc Independent Board Committee during the year with details as follows:

Search Committee

The Search Committee was established in the end of 2012 to conduct an open recruitment to search for a suitably qualified candidate as a Deputy Chief Executive (financial market) of the Bank. The Committee was chaired by Dr FUNG Victor Kwok King, an Independent Non-executive Director. Its members included Mr HE Guangbei, an Executive Director, Mr LI Lihui and Mr LI Zaohang, Non-executive Directors and Mr KOH Beng Seng, Mr NING Gaoning, Mr SHAN Weijian, Mr TUNG Chee Chen and Mr TUNG Savio Wai-Hok, all five Independent Non-executive Directors at that time. After several rounds of selection and with the recommendation of the Nomination and Remuneration Committee, the Board resolved to appoint Mr HUANG Hong as a Deputy Chief Executive (financial market) of the Bank with effect from 1 July 2013.

Corporate Governance (continued)

Ad Hoc Committee (continued)

Independent Board Committee

An Independent Board Committee was set up in May 2013 to review and approve the continuing connected transactions and the new caps between the Group on the one hand and BOC and its associates on the other hand, for the three years ending 31 December 2016. The Committee comprised all the Independent Non-executive Directors and was chaired by Mr TUNG Savio Wai-Hok. The Committee has engaged Investec Capital Asia Limited as the independent financial adviser. On the basis of Investec Capital Asia Limited's advice and recommendations, the Committee has been satisfied that the continuing connected transactions have been conducted in the ordinary and usual course of business of the Group, on normal commercial terms, and the continuing connected transactions and the annual caps imposed on such transactions for the three years ending 31 December 2016 are in the interests of BOCHK (Holdings) and its shareholders as a whole and are fair and reasonable so far as the independent shareholders are concerned. As the annual caps for certain categories of continuing connected transactions represent more than 5% of the applicable percentage ratios as defined in the Listing Rules, such transactions are subject to the approval of the independent shareholders of BOCHK (Holdings). For such purpose, an extraordinary general meeting is scheduled to be held immediately after the annual general meeting of BOCHK (Holdings) on 11 June 2014. Shareholders please refer to the circular issued by BOCHK (Holdings) dated 31 December 2013 and notice of the extraordinary general meeting to be issued by BOCHK (Holdings) in April 2014 for details on the continuing connected transactions and the extraordinary general meeting respectively. Shareholders can also view and download the aforesaid documents from BOCHK (Holdings)'s website at www.bochk.com.

Directors' Securities Transactions

BOCHK (Holdings) has established and implemented the "Code for Securities Transactions by Directors" to govern the Directors' dealings in securities transactions of BOC and BOCHK (Holdings). Upon specific enquiry by BOCHK (Holdings), all Directors confirmed that they had strictly complied with the provisions as set out in both the said Code and the "Model Code for Securities Transactions by Directors of Listed Issuers" as contained in Appendix 10 of the Listing Rules throughout the year 2013.

Remuneration and Incentive Mechanism

The Remuneration and Incentive Mechanism of the Group is based on the principles of "effective motivation" and "sound remuneration management". It links remuneration with performance and risk factors closely. It serves to encourage staff to enhance their performance, and at the same time, to strengthen their awareness of risk so as to achieve sound remuneration management.

The Remuneration and Incentive Policy of the Group is generally in line with the broad principles set out in the HKMA's "Guideline on a Sound Remuneration System" and applicable to the Bank and all of its subsidiaries (including the branches and institutions in and out of Hong Kong).

- **"Senior Management" and "Key Personnel"**

The following groups of employees have been identified as the "Senior Management" and "Key Personnel" as defined in the HKMA's "Guideline on a Sound Remuneration System":

- "Senior Management": The senior executives designated by the Board who are responsible for oversight of the firm-wide strategy or material business lines, including Chief Executive, Deputy Chief Executives, Chief Financial Officer, Chief Risk Officer, Chief Operating Officer, Board Secretary and Head of Group Audit.
- "Key Personnel": The employees whose individual business activities involve the assumption of material risk which may have significant impact on risk exposure, or whose individual responsibilities are directly and materially linked to the risk management, or those who have direct influence to the profit, including heads of material business lines, heads of major subsidiaries, Head of Trading and Chief Dealer, as well as heads of risk control functions.

Corporate Governance (continued)

Remuneration and Incentive Mechanism (continued)

- **Determination of the Remuneration Policy**

To fulfil the above-mentioned principles and to facilitate effective risk management within the framework of the Remuneration Policy of the Group, the Remuneration Policy of the Group is initiated by Human Resources Department with consultation of the risk control units including risk management, financial management and compliance in order to balance the needs for staff motivations, sound remuneration and prudent risk management. After the proposed Remuneration Policy is cleared by the Management Committee, it will be submitted to the Nomination and Remuneration Committee for review and thereafter to the Board for approval. The Nomination and Remuneration Committee and the Board will seek opinions from other Board Committees (e.g. Risk Committee, Audit Committee, etc.) where they consider necessary under the circumstances.

- **Key Features of the Remuneration and Incentive Mechanism**

1. *Performance Management Mechanism*

To reflect the “performance-driven” corporate culture, the Group has put in place a performance management mechanism to formalise the performance management at the levels of the Group, units and individuals. The annual targets of the Group will be cascaded down under the framework of balanced scorecard whereby the performance of the “Senior Management” and different units (including business units, risk control units and other units) would be assessed from the perspectives of financial, customer, building blocks/key tasks, human capital, risk management and compliance. For individual staff at different levels, annual targets of the Group will be tied to their job requirements through the performance management mechanism. Performance of individuals will be appraised on their achievement against targets, their contribution towards performance of their units and fulfilment of risk management duties and compliance. Not only is target accomplishment taken into account, but the risk exposure involved during the course of work could also be evaluated and managed, ensuring security and normal operation of the Group. Core values are also assessed to facilitate the attainment of them.

2. *Risk Adjustment of Remuneration*

To put the principle of aligning performance and remuneration with risk into practice, based on “The Risk Adjustment Method for Group Bonus Funding Mechanics”, the key risk modifiers of the Bank have been incorporated into the performance management mechanism of the Group. Credit risk, market risk, interest rate risk, liquidity risk, operational risk, legal risk, compliance risk and reputation risk form the framework of “The Risk Adjustment Method for Group Bonus Funding Mechanics”. The size of the Variable Remuneration Pool of the Group is calculated according to the risk adjusted performance results approved by the Board and is subject to the Board’s discretion. This method ensures the Group to fix the Group’s Variable Remuneration Pool after considering risk exposures and changes and to maintain effective risk management through the remuneration mechanism.

Corporate Governance (continued)

Remuneration and Incentive Mechanism (continued)

3. *Performance-based and Risk-adjusted Remuneration Management*

The remuneration of staff is composed of “fixed remuneration” and “variable remuneration”. The proportion of one to the other for individual staff members depends on job grades, roles, responsibilities and functions of the staff with the prerequisite that balance has to be struck between the fixed and variable portion. Generally speaking, the higher the job grades and/or the greater the responsibilities, the higher will be the proportion of variable remuneration so as to encourage the staff to follow the philosophy of prudent risk management and sound long-term financial stability.

Every year, the Group will conduct periodic review on the fixed remuneration of the staff with reference to various factors like remuneration strategy, market pay trend and staff salary level, and will determine the remuneration based on the affordability of the Group as well as the performance of the Group, units and individuals. As mentioned above, performance assessment criteria include quantitative and qualitative factors, as well as financial and non-financial indicators.

According to the Group Bonus Funding Mechanics, the size of the Variable Remuneration Pool of the Group is determined by the Board on the basis of the financial performance of the Group and the achievement of non-financial strategic business targets under the long-term development of the Group. Thorough consideration is also made to the risk factors in the determination process. The size of the Pool is reached based on pre-defined formulaic calculations but the Board can make discretionary adjustment to it if deemed appropriate under prevailing circumstances. When the Group’s performance is relatively weak (e.g. failed to meet the threshold performance level), no variable remuneration will be paid out that year in principle, however, the Board reserves the rights to exercise its discretion.

As far as individual units and individual staff are concerned, allocation of the variable remuneration is closely linked to the performance of the units, and that of each individual staff as well as the unit he/she is attaching to, and the assessment of which should include risk modifiers. The performance and remuneration arrangement of risk control personnel are determined by the achievement of their core job responsibilities, independent from the business they oversee; for front-line risk controllers, a matrix reporting and performance management system is applied to ensure the suitability of performance-based remuneration. Within the acceptable risk level of the Group, the better the performance of the unit and the individual staff, the higher will be the variable remuneration for the individual staff.

4. *Linking the payout of the variable remuneration with the time horizon of the risk to reflect the long-term value creation of the Group*

To work out the principle of aligning remuneration with the time horizon of risk and to ensure that sufficient time is allowed to ascertain the associated risk and its impact before the actual payout, payout of the variable remuneration of staff is required to be deferred in cash if such amount reaches certain prescribed threshold. The Group adopts a progressive approach towards deferral. The longer the time horizon of risk in the activities conducted by the staff, the higher the job grade or the higher amount of the variable remuneration, the higher will be the proportion of deferral. Deferral period lasts for 3 years.

The vesting of the deferred variable remuneration is linked with the long term value creation of the Group. The vesting conditions are linked to the yearly performance (financial and non-financial) of the Group in the next 3 years to the effect that the variable remuneration could only be vested to such extent as set for the relevant year in that 3-year period subject to the condition that the Group’s performance has met the threshold requirement in the corresponding year. In case of material revision of the original estimates of the performance of the Group or individual units, or if a staff is found to commit fraud, or found to be of malfeasance or in violation of internal control policies, the unvested portion of the deferred variable remuneration of the relevant staff will be clawed back.

- **External Remuneration Consultant**

To ensure the suitability and competitiveness of the remuneration and incentive mechanism, the Group appointed Towers Watson Pennsylvania Inc. and McLagan Partners Asia, Inc. for independent consultation in areas of pay management mechanism and market remuneration data of Senior Management and key positions.

- **Disclosure on Remuneration**

The Group has fully complied with the guideline in Part 3 of the “Guideline on a Sound Remuneration System” issued by the HKMA to disclose information in relation to our remuneration and incentive mechanism.

Corporate Governance (continued)

External Auditor

Pursuant to the "Policy on External Auditor Management" adopted by the Board, the Audit Committee reviewed and monitored and was satisfied with the independence and objectivity of Ernst & Young, the Group's external auditor, and the effectiveness of its audit procedures, based on the principles and standards set out in the said Policy that were in line with international best practices. Upon the recommendation of the Audit Committee, the Board will propose that Ernst & Young be re-appointed as auditor of the Group at the Bank's 2014 annual general meeting. Subject to shareholders' authorisation, the Board will authorise the Audit Committee to determine the remuneration of Ernst & Young. For 2013, the fee charged by Ernst & Young was HK\$33 million, of which HK\$25 million was for audit services and HK\$8 million related to other services (mainly including the tax-related and advisory services). For 2012, the fee paid by the Group to preceding external auditor, PricewaterhouseCoopers, was HK\$35 million, of which HK\$31 million was for audit services and HK\$4 million related to other services.

The Audit Committee was satisfied that the non-audit services in 2013 did not affect the independence of Ernst & Young. The amount paid to Ernst & Young for non-audit services in 2013 comprised mainly the tax-related services fee of approximately HK\$2 million, advisory services fee on an ad hoc project of approximately HK\$3 million, and other non-audit services fee of approximately HK\$3 million.

Internal Control

The Board has the responsibility to ensure that the Group maintains sound and effective internal controls to safeguard the Group's assets. According to the Board's scope of delegation, the Management is responsible for the day-to-day operations and risk management.

The internal control system is designed to provide appropriate assurance against material misstatement or loss; to manage the risk of system failure; and to assist in the achievement of the Group's objectives. In addition to safeguarding the Group's assets, it also ensures the maintenance of proper accounting records and compliance with relevant laws and regulations.

The Group conducts an annual review of the effectiveness of its internal control systems covering all material controls, including financial, operational and compliance controls as well as risk management. The review is conducted by reference to the guidelines and definitions given by the regulatory and professional bodies for the purpose of assessing five different internal control elements, namely, the control environment, risk assessment, control activities, information and communication, and monitoring. The assessment covers all the major internal controls and measures, including financial, operational and compliance controls as well as risk management functions. The review also considers the adequacy of resources, staff qualifications and experience and training of the Group's accounting and financial reporting functions. The review is coordinated by the Group's internal audit which, after the Management and various business departments have performed their self-assessment, then carries out an independent examination and other post-assessment work on the review process and results. The results of the 2013 review have been reported to the Audit Committee and the Board.

In addition, the key procedures that the Group has essentially established and implemented to provide internal controls are summarised as follows:

- a rational organisational structure with appropriate personnel is developed and whose responsibility, authority, and accountability are clearly delineated. The Group has formulated policies and procedures to ensure reasonable checks and balances for all the operating units, reasonable safeguard for the Group's assets, the implementation of internal controls and adherence to relevant laws and regulations and risk management in its operations;
- the Management draws up and continuously monitors the implementation of the Group's strategies, business plans and financial budgets. The accounting and management systems that are in place provide the basis for evaluating financial and operational performance;
- the Group has various risk management and human resources policies. There are specific units and personnel that are responsible for identifying, assessing and managing all the major risks. These include reputation, strategic, legal, compliance, credit, market, operational, liquidity and interest rate risks (The Group's risk management is given on page 374 to page 381 in this Annual Report);

Corporate Governance (continued)

Internal Control (continued)

- the Group has established an information technology governance structure that produces a range of reports on information systems and management, including information on the monitoring of various business units, financial information and operating performance. Such information facilitates the Management, business units and the regulatory bodies in assessing and monitoring the Group's operation and performance. Proper communication channels and reporting mechanisms are in place at various business units and levels to facilitate exchange of information;
- pursuant to a risk-based approach and in accordance with the internal audit plan approved by the Audit Committee, the Group's internal audit conducts independent reviews on such aspects as financial activities, various business areas, various kinds of risks, operations and activities. Reports are submitted directly to the Audit Committee. The Group's internal audit closely follows up on the items that require attention in a systematic way and reports to the Management and the Audit Committee in a timely manner; and
- the Audit Committee reviews the reports submitted by external auditor to the Group's Management in connection with the annual audit as well as the recommendations made by regulatory bodies on internal control. The Group's internal audit follows up on the same to ensure timely implementation of the recommendations, and also periodically reports the status of the implementation to the Management and the Audit Committee.

The Group is committed to upholding good corporate governance practices and the internal control system of all subsidiaries are reviewed regularly. During the year of 2013, continuous improvements on the organisation structure and segregation of duty, the risk management policy and procedure, and the enhancement of disclosure transparency have been undertaken by the Group. In response to internal and external changes in global economic condition, operating environment, regulatory requirement and business development, the Group has implemented a series of measures and undertaken an on-going review on the effectiveness of the internal control mechanism. In 2013, areas for improvement have been identified and appropriate measures have been implemented.

Directors' Responsibility Statement in relation to Financial Statements

The following statement should be read in conjunction with the auditor's statement of their responsibilities as set out in the auditor's report contained in this Annual Report. The statement aims to distinguish the responsibilities of the Directors and the auditor in relation to the financial statements.

The Directors are required by the Hong Kong Companies Ordinance to prepare financial statements, which give a true and fair view of the state of affairs of the Bank. The financial statements should be prepared on a going concern basis unless it considers inappropriate. The Directors are responsible for ensuring that the accounting records kept by the Bank at any time reasonably and accurately reflect the financial position of the Bank, and also ensure that the financial statements comply with the requirements of the Hong Kong Companies Ordinance. The Directors also have duties to take reasonable and practicable steps to safeguard the assets of the Group and to prevent and detect fraud and other irregularities.

The Directors consider that in preparing the financial statements contained in this Annual Report, the Bank has adopted appropriate accounting policies which have been consistently applied and supported by reasonable judgements and estimates, and that all accounting standards which they consider to be applicable have been followed.

独立核数师报告



安永会计师事务所
香港中环添美道1号
中信大厦22楼

致中国銀行（香港）有限公司全体股东
（于香港注册成立的有限公司）

本核数师（以下简称「我们」）审计了载于第 39 页至第 329 页中国銀行（香港）有限公司（「贵银行」）及其附属公司（统称「贵集团」）的综合财务报表，包括于 2013 年 12 月 31 日的综合及公司资产负债表与截至该日止年度的综合收益表、综合及公司全面收益表、综合及公司权益变动表和综合现金流量表，以及主要会计政策摘要和其他附注解释资料。

董事对综合财务报表的责任

贵银行董事须负责根据香港会计师公会颁布的《香港财务报告准则》及香港《公司条例》编制真实而公平列报的综合财务报表，以及对董事认为必要的内部控制负责，以使其编制的综合财务报表不存在由于舞弊或错误而导致的重大错报。

核数师的责任

我们的责任是根据我们的审计对上述综合财务报表发表意见。我们按照香港《公司条例》第141条，仅向全体股东（作为一个整体）报告，除此之外本报告别无其他目的。我们不会就本报告的内容向任何其他人士负上或承担任何责任。

我们已根据香港会计师公会颁布的《香港审计准则》执行了审计工作。该准则要求我们遵守职业道德守则，计划和执行审计工作以对上述综合财务报表是否不存在重大错报获取合理保证。

审计工作涉及实施审计程序，以获取有关综合财务报表金额和披露的审计证据。选择的审计程序取决于核数师的判断，包括对由于舞弊或错误导致的综合财务报表重大错报风险的评估。在进行风险评估时，核数师考虑与编制真实而公平列报的综合财务报表相关的内部控制，以设计恰当的审计程序，但目的并非对内部控制的有效性发表意见。审计工作还包括评价董事选用会计政策的恰当性和作出会计估计的合理性，以及评价综合财务报表的总体列报。

我们相信，我们获取的审计证据是充分、适当的，为发表审计意见提供了基础。

意见

我们认为，上述综合财务报表已经根据《香港财务报告准则》，真实而公平地反映了贵银行和贵集团2013年12月31日的财务状况以及贵集团截至该日止年度的利润和现金流量，并已按照香港《公司条例》妥为编制。



安永会计师事务所
执业会计师
香港，2014 年 3 月 26 日

Independent Auditors' Report



Ernst & Young
22/F, CITIC Tower
1 Tim Mei Avenue
Central, Hong Kong

To the shareholders of Bank of China (Hong Kong) Limited

(Incorporated in Hong Kong with limited liability)

We have audited the consolidated financial statements of Bank of China (Hong Kong) Limited (the "Bank") and its subsidiaries (together, the "Group") set out on pages 39 to 329, which comprise the consolidated and company balance sheets as at 31 December 2013, and the consolidated income statement, the consolidated and company statements of comprehensive income, the consolidated and company statements of changes in equity and the consolidated cash flow statement for the year then ended, and a summary of significant accounting policies and other explanatory information.

Directors' responsibility for the consolidated financial statements

The directors of the Bank are responsible for the preparation of consolidated financial statements that give a true and fair view in accordance with Hong Kong Financial Reporting Standards issued by the Hong Kong Institute of Certified Public Accountants and the Hong Kong Companies Ordinance, and for such internal control as the directors determine is necessary to enable the preparation of consolidated financial statements that are free from material misstatement, whether due to fraud or error.

Auditors' responsibility

Our responsibility is to express an opinion on these consolidated financial statements based on our audit. Our report is made solely to you, as a body, in accordance with section 141 of the Hong Kong Companies Ordinance, and for no other purpose. We do not assume responsibility towards or accept liability to any other person for the contents of this report.


We conducted our audit in accordance with Hong Kong Standards on Auditing issued by the Hong Kong Institute of Certified Public Accountants. Those standards require that we comply with ethical requirements and plan and perform the audit to obtain reasonable assurance about whether the consolidated financial statements are free from material misstatement.

An audit involves performing procedures to obtain audit evidence about the amounts and disclosures in the consolidated financial statements. The procedures selected depend on the auditors' judgement, including the assessment of the risks of material misstatement of the consolidated financial statements, whether due to fraud or error. In making those risk assessments, the auditors consider internal control relevant to the entity's preparation of consolidated financial statements that give a true and fair view in order to design audit procedures that are appropriate in the circumstances, but not for the purpose of expressing an opinion on the effectiveness of the entity's internal control. An audit also includes evaluating the appropriateness of accounting policies used and the reasonableness of accounting estimates made by the directors, as well as evaluating the overall presentation of the consolidated financial statements.

We believe that the audit evidence we have obtained is sufficient and appropriate to provide a basis for our audit opinion.

Opinion

In our opinion, the consolidated financial statements give a true and fair view of the state of affairs of the Bank and of the Group as at 31 December 2013, and of the Group's profit and cash flows for the year then ended in accordance with Hong Kong Financial Reporting Standards and have been properly prepared in accordance with the Hong Kong Companies Ordinance.



Ernst & Young
Certified Public Accountants
Hong Kong, 26 March 2014

综合收益表

Consolidated Income Statement

截至 12 月 31 日止年度	For the year ended 31 December	附注 Notes	(重列) (Restated)	
			2013 港币百万元 HK\$'m	2012 港币百万元 HK\$'m
利息收入	Interest income		37,479	33,667
利息支出	Interest expense		(11,477)	(10,718)
净利息收入	Net interest income	6	26,002	22,949
服务费及佣金收入	Fee and commission income		12,756	11,168
服务费及佣金支出	Fee and commission expense		(3,723)	(3,330)
净服务费及佣金收入	Net fee and commission income	7	9,033	7,838
净交易性收益	Net trading gain	8	3,110	2,762
界定为以公允价值变化计入损益之 金融工具净(亏损)/收益	Net (loss)/gain on financial instruments designated at fair value through profit or loss		(27)	42
其他金融资产之净收益	Net gain on other financial assets	9	146	621
其他经营收入	Other operating income	10	564	503
提取减值准备前之净经营收入	Net operating income before impairment allowances		38,828	34,715
减值准备净拨备	Net charge of impairment allowances	11	(737)	(848)
净经营收入	Net operating income		38,091	33,867
经营支出	Operating expenses	12	(11,845)	(11,049)
经营溢利	Operating profit		26,246	22,818
投资物业出售/公允价值调整之 净收益	Net gain from disposal of/fair value adjustments on investment properties	13	262	1,889
出售/重估物业、器材及设备之 净收益	Net gain from disposal/revaluation of properties, plant and equipment	14	2	106
应占联营公司及合资企业之税后 溢利扣减亏损	Share of profits less losses after tax of associates and a joint venture	27	35	27
除税前溢利	Profit before taxation		26,545	24,840
税项	Taxation	15	(4,630)	(3,982)
年度溢利	Profit for the year		21,915	20,858
应占溢利:	Profit attributable to:			
本银行股东权益	Equity holders of the Bank		21,618	20,541
非控制权益	Non-controlling interests		297	317
			21,915	20,858
股息	Dividends	17	13,429	12,741

第 50 至 329 页之附注属本财务报表之组成部分。

The notes on pages 50 to 329 are an integral part of these financial statements.

综合全面收益表

Consolidated Statement of Comprehensive Income

截至 12 月 31 日止年度	For the year ended 31 December	附注 Notes	2013 港币百万元 HK\$m	2012 港币百万元 HK\$m
年度溢利	Profit for the year		21,915	20,858
其后不可重新分类至收益表内的项目:	Items that will not be reclassified subsequently to income statement:			
房产:	Premises:			
房产重估	Revaluation of premises		4,128	9,796
递延税项	Deferred tax	37	(660)	(1,600)
			3,468	8,196
其后可重新分类至收益表内的项目:	Items that may be reclassified subsequently to income statement:			
可供出售证券:	Available-for-sale securities:			
可供出售证券之公平值变化	Change in fair value of available-for-sale securities		(5,706)	4,513
因处置可供出售证券之转拨重新分类至收益表	Release upon disposal of available-for-sale securities reclassified to income statement		(179)	(515)
可供出售证券之减值准备净拨回重新分类至收益表	Net reversal of impairment allowances on available-for-sale securities reclassified to income statement	11	-	(2)
由可供出售证券转至持有至到期日证券产生之摊销重新分类至收益表	Amortisation with respect to available-for-sale securities transferred to held-to-maturity securities reclassified to income statement		-	(12)
递延税项	Deferred tax	37	1,042	(609)
			(4,843)	3,375
净投资对冲下对冲工具之公平值变化	Change in fair value of hedging instruments under net investment hedges		(54)	(7)
货币换算差额	Currency translation difference		331	115
			(4,566)	3,483
年度除税后其他全面收益	Other comprehensive income for the year, net of tax		(1,098)	11,679
年度全面收益总额	Total comprehensive income for the year		20,817	32,537
应占全面收益总额:	Total comprehensive income attributable to:			
本银行股东权益	Equity holders of the Bank		20,496	32,143
非控制权益	Non-controlling interests		321	394
			20,817	32,537

第 50 至 329 页之附注属本财务报表之组成部分。

The notes on pages 50 to 329 are an integral part of these financial statements.

全面收益表

Statement of Comprehensive Income

截至 12 月 31 日止年度	For the year ended 31 December	附注 Notes	2013	2012
			港币百万元 HK\$m	港币百万元 HK\$m
年度溢利	Profit for the year	16	20,582	18,194
其后不可重新分类至收益表内的项目:	Items that will not be reclassified subsequently to income statement:			
房产:	Premises:			
房产重估	Revaluation of premises		2,992	7,951
递延税项	Deferred tax	37	(491)	(1,288)
			2,501	6,663
其后可重新分类至收益表内的项目:	Items that may be reclassified subsequently to income statement:			
可供出售证券:	Available-for-sale securities:			
可供出售证券之公平值变化	Change in fair value of available-for-sale securities		(5,402)	3,908
因处置可供出售证券之转拨重新分类至收益表	Release upon disposal of available-for-sale securities reclassified to income statement		(148)	(503)
可供出售证券之减值准备净拨回重新分类至收益表	Net reversal of impairment allowances on available-for-sale securities reclassified to income statement		-	(2)
由可供出售证券转至持有至到期日证券产生之摊销重新分类至收益表	Amortisation with respect to available-for-sale securities transferred to held-to-maturity securities reclassified to income statement		-	(11)
递延税项	Deferred tax	37	914	(561)
			(4,636)	2,831
货币换算差额	Currency translation difference		(13)	8
			(4,649)	2,839
年度除税后其他全面收益	Other comprehensive income for the year, net of tax		(2,148)	9,502
年度全面收益总额	Total comprehensive income for the year		18,434	27,696

第 50 至 329 页之附注属本财务报表之组成部分。

The notes on pages 50 to 329 are an integral part of these financial statements.

综合资产负债表
Consolidated Balance Sheet

于 12 月 31 日	As at 31 December	附注 Notes	2013	2012
			港币百万元 HK\$m	港币百万元 HK\$m
资产	ASSETS			
库存现金及存放银行及其他金融 机构的结余	Cash and balances with banks and other financial institutions	20	353,480	197,508
在银行及其他金融机构一至十二 个月内到期之定期存放	Placements with banks and other financial institutions maturing between one and twelve months		46,694	66,025
公平值变化计入损益之金融资产	Financial assets at fair value through profit or loss	21	24,002	26,876
衍生金融工具	Derivative financial instruments	22	25,242	31,240
香港特别行政区政府负债证明书	Hong Kong SAR Government certificates of indebtedness		99,190	82,930
贷款及其他账项	Advances and other accounts	23	924,875	819,684
证券投资	Investment in securities	25	407,833	459,144
联营公司及合资企业权益	Interests in associates and a joint venture	27	292	259
投资物业	Investment properties	28	14,727	14,364
物业、器材及设备	Properties, plant and equipment	29	52,192	48,700
递延税项资产	Deferred tax assets	37	164	59
其他资产	Other assets	30	21,086	21,931
资产总额	Total assets		1,969,777	1,768,720
负债	LIABILITIES			
香港特别行政区流通纸币	Hong Kong SAR currency notes in circulation	31	99,190	82,930
银行及其他金融机构之存款及 结余	Deposits and balances from banks and other financial institutions		278,273	179,206
公平值变化计入损益之金融负债	Financial liabilities at fair value through profit or loss	32	13,580	20,172
衍生金融工具	Derivative financial instruments	22	18,747	21,070
客户存款	Deposits from customers	33	1,329,376	1,232,954
按摊销成本发行之债务证券	Debt securities in issue at amortised cost	34	5,684	5,923
其他账项及准备	Other accounts and provisions	35	47,672	47,568
应付税项负债	Current tax liabilities		2,539	1,872
递延税项负债	Deferred tax liabilities	37	6,924	7,406
后偿负债	Subordinated liabilities	38	19,849	28,755
负债总额	Total liabilities		1,821,834	1,627,856

综合资产负债表 (续) Consolidated Balance Sheet (continued)


于 12 月 31 日	As at 31 December	附注 Notes	2013	2012
			港币百万元 HK\$m	港币百万元 HK\$m
资本	EQUITY			
股本	Share capital	39	43,043	43,043
储备	Reserves	40	102,863	95,796
本银行股东应占股本和储备	Capital and reserves attributable to the equity holders of the Bank		145,906	138,839
非控制权益	Non-controlling interests		2,037	2,025
资本总额	Total equity		147,943	140,864
负债及资本总额	Total liabilities and equity		1,969,777	1,768,720

第 50 至 329 页之附注属本财务报表之组成部分。

The notes on pages 50 to 329 are an integral part of these financial statements.

经董事会于 2014 年 3 月 26 日通过核准并由以下人士代表签署：


Approved by the Board of Directors on 26 March 2014 and signed on behalf of the Board by:



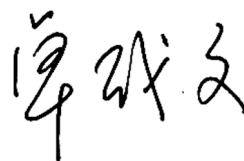
田国立
董事
TIAN Guoli
Director



陈四清
董事
CHEN Siqing
Director



和广北
董事
HE Guangbei
Director



卓成文
财务总监
ZHUO Chengwen
Chief Financial Officer

资产负债表

Balance Sheet

于 12 月 31 日	As at 31 December	附注 Notes	2013	2012
			港币百万元 HK\$'m	港币百万元 HK\$'m
资产				
ASSETS				
库存现金及存放银行及其他金融 机构的结余	Cash and balances with banks and other financial institutions	20	325,251	166,797
在银行及其他金融机构一至十二 个月内到期之定期存放	Placements with banks and other financial institutions maturing between one and twelve months		22,068	44,941
公平值变化计入损益之金融资产	Financial assets at fair value through profit or loss	21	17,644	19,615
衍生金融工具	Derivative financial instruments	22	24,648	30,312
香港特别行政区政府负债证明书	Hong Kong SAR Government certificates of indebtedness		99,190	82,930
贷款及其他账项	Advances and other accounts	23	740,597	652,248
证券投资	Investment in securities	25	357,850	412,382
附属公司权益	Interests in subsidiaries	26	14,522	14,547
联营公司及合资企业权益	Interests in associates and a joint venture	27	8	8
投资物业	Investment properties	28	14,114	13,904
物业、器材及设备	Properties, plant and equipment	29	42,666	40,143
其他资产	Other assets	30	16,852	19,756
资产总额	Total assets		1,675,410	1,497,583
负债				
LIABILITIES				
香港特别行政区流通纸币	Hong Kong SAR currency notes in circulation	31	99,190	82,930
银行及其他金融机构之存款及 结余	Deposits and balances from banks and other financial institutions		273,312	179,442
公平值变化计入损益之金融负债	Financial liabilities at fair value through profit or loss	32	9,146	15,197
衍生金融工具	Derivative financial instruments	22	18,388	20,554
客户存款	Deposits from customers	33	1,093,913	1,009,806
按摊销成本发行之债务证券	Debt securities in issue at amortised cost	34	5,684	5,919
其他账项及准备	Other accounts and provisions	35	28,090	32,185
应付税项负债	Current tax liabilities		2,179	1,615
递延税项负债	Deferred tax liabilities	37	5,525	6,051
后偿负债	Subordinated liabilities	38	19,849	28,755
负债总额	Total liabilities		1,555,276	1,382,454

资产负债表 (续)

Balance Sheet (continued)

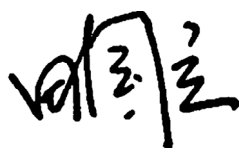
于 12 月 31 日	As at 31 December	附注 Notes	2013	2012
			港币百万元 HK\$m	港币百万元 HK\$m
资本	EQUITY			
股本	Share capital	39	43,043	43,043
储备	Reserves	40	77,091	72,086
资本总额	Total equity		120,134	115,129
负债及资本总额	Total liabilities and equity		1,675,410	1,497,583

第 50 至 329 页之附注属本财务报表之组成部分。

The notes on pages 50 to 329 are an integral part of these financial statements.

经董事会于 2014 年 3 月 26 日通过核准并由以下人士代表签署：

Approved by the Board of Directors on 26 March 2014 and signed on behalf of the Board by:



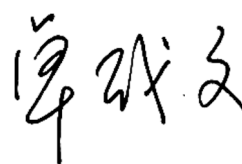
田国立
董事
TIAN Guoli
Director



陈四清
董事
CHEN Siqing
Director



和广北
董事
HE Guangbei
Director



卓成文
财务总监
ZHUO Chengwen
Chief Financial Officer

综合权益变动表
Consolidated Statement of Changes in Equity

		归属于本银行股东 Attributable to the equity holders of the Bank								
		股本 Share capital	房产 重估储备 Premises revaluation reserve	可供出售 证券公平值 变动储备 Reserve for fair value changes of available- for-sale securities	监管储备* Regulatory reserve*	换算储备 Translation reserve	留存盈利 Retained earnings	总计 Total	非控制权益 Non- controlling interests	资本总额 Total equity
		港币百万元 HK\$m	港币百万元 HK\$m	港币百万元 HK\$m	港币百万元 HK\$m	港币百万元 HK\$m	港币百万元 HK\$m	港币百万元 HK\$m	港币百万元 HK\$m	港币百万元 HK\$m
于 2012 年 1 月 1 日	At 1 January 2012	43,043	23,245	568	6,967	674	44,940	119,437	1,939	121,376
年度溢利	Profit for the year	-	-	-	-	-	20,541	20,541	317	20,858
其他全面收益:	Other comprehensive income:									
房产	Premises	-	8,127	-	-	-	-	8,127	69	8,196
可供出售证券	Available-for-sale securities	-	-	3,381	-	-	(12)	3,369	6	3,375
净投资对冲下对冲工 具之公平值变化	Change in fair value of hedging instruments under net investment hedges	-	-	-	-	(6)	-	(6)	(1)	(7)
货币换算差额	Currency translation difference	-	1	8	-	103	-	112	3	115
全面收益总额	Total comprehensive income	-	8,128	3,389	-	97	20,529	32,143	394	32,537
因房产出售之转拨	Release upon disposal of premises	-	(18)	-	-	-	18	-	-	-
转拨自留存盈利	Transfer from retained earnings	-	-	-	787	-	(787)	-	-	-
股息	Dividends	-	-	-	-	-	(12,741)	(12,741)	(308)	(13,049)
于 2012 年 12 月 31 日	At 31 December 2012	<u>43,043</u>	<u>31,355</u>	<u>3,957</u>	<u>7,754</u>	<u>771</u>	<u>51,959</u>	<u>138,839</u>	<u>2,025</u>	<u>140,864</u>

综合权益变动表 (续) Consolidated Statement of Changes in Equity (continued)

		归属于本银行股东 Attributable to the equity holders of the Bank								
		股本 Share capital	房产 重估储备 Premises revaluation reserve	可供出售 证券公平 价值 变动储备 Reserve for fair value changes of available- for-sale securities	监管储备* Regulatory reserve*	换算储备 Translation reserve	留存盈利 Retained earnings	总计 Total	非控制权益 Non- controlling interests	资本总额 Total equity
		港币百万元 HK\$m	港币百万元 HK\$m	港币百万元 HK\$m	港币百万元 HK\$m	港币百万元 HK\$m	港币百万元 HK\$m	港币百万元 HK\$m	港币百万元 HK\$m	港币百万元 HK\$m
于 2013 年 1 月 1 日	At 1 January 2013	43,043	31,355	3,957	7,754	771	51,959	138,839	2,025	140,864
年度溢利	Profit for the year	-	-	-	-	-	21,618	21,618	297	21,915
其他全面收益:	Other comprehensive income:									
房产	Premises	-	3,425	-	-	-	-	3,425	43	3,468
可供出售证券	Available-for-sale securities	-	-	(4,817)	-	-	-	(4,817)	(26)	(4,843)
净投资对冲下对冲工 具之公平价值变化	Change in fair value of hedging instruments under net investment hedges	-	-	-	-	(50)	-	(50)	(4)	(54)
货币换算差额	Currency translation difference	-	3	(13)	-	330	-	320	11	331
全面收益总额	Total comprehensive income	-	3,428	(4,830)	-	280	21,618	20,496	321	20,817
转拨至留存盈利	Transfer to retained earnings	-	(30)	-	-	-	30	-	-	-
转拨自留存盈利	Transfer from retained earnings	-	-	-	1,240	-	(1,240)	-	-	-
股息	Dividends	-	-	-	-	-	(13,429)	(13,429)	(309)	(13,738)
于 2013 年 12 月 31 日	At 31 December 2013	43,043	34,753	(873)	8,994	1,051	58,938	145,906	2,037	147,943

* 除按香港会计准则第 39 号对贷款提取减值准备外,按金管局要求拨转部分留存盈利至监管储备作银行一般风险之用(包括未来损失或其他不可预期风险)。

* In accordance with the requirements of the HKMA, the amounts are set aside for general banking risks, including future losses or other unforeseeable risks, in addition to the loan impairment allowances recognised under HKAS 39.

第 50 至 329 页之附注属本财务报表之组成部分。

The notes on pages 50 to 329 are an integral part of these financial statements.

权益变动表

Statement of Changes in Equity

		股本 Share capital	房产 重估储备 Premises revaluation reserve	可供出售 证券公平值 变动储备 Reserve for fair value changes of available-for- sale securities	监管储备* Regulatory reserve*	留存盈利 Retained earnings	资本总额 Total equity
		港币百万元 HK\$m	港币百万元 HK\$m	港币百万元 HK\$m	港币百万元 HK\$m	港币百万元 HK\$m	港币百万元 HK\$m
于 2012 年 1 月 1 日	At 1 January 2012	43,043	18,339	87	5,437	33,268	100,174
年度溢利	Profit for the year	-	-	-	-	18,194	18,194
其他全面收益:	Other comprehensive income:						
房产	Premises	-	6,663	-	-	-	6,663
可供出售证券	Available-for-sale securities	-	-	2,842	-	(11)	2,831
货币换算差额	Currency translation difference	-	-	8	-	-	8
全面收益总额	Total comprehensive income	-	6,663	2,850	-	18,183	27,696
因房产出售之转拨	Release upon disposal of premises	-	(18)	-	-	18	-
转拨自留存盈利	Transfer from retained earnings	-	-	-	609	(609)	-
股息	Dividends	-	-	-	-	(12,741)	(12,741)
于 2012 年 12 月 31 日	At 31 December 2012	43,043	24,984	2,937	6,046	38,119	115,129
于 2013 年 1 月 1 日	At 1 January 2013	43,043	24,984	2,937	6,046	38,119	115,129
年度溢利	Profit for the year	-	-	-	-	20,582	20,582
其他全面收益:	Other comprehensive income:						
房产	Premises	-	2,501	-	-	-	2,501
可供出售证券	Available-for-sale securities	-	-	(4,636)	-	-	(4,636)
货币换算差额	Currency translation difference	-	-	(13)	-	-	(13)
全面收益总额	Total comprehensive income	-	2,501	(4,649)	-	20,582	18,434
转拨自留存盈利	Transfer from retained earnings	-	-	-	849	(849)	-
股息	Dividends	-	-	-	-	(13,429)	(13,429)
于 2013 年 12 月 31 日	At 31 December 2013	43,043	27,485	(1,712)	6,895	44,423	120,134

* 除按香港会计准则第 39 号对贷款提取减值准备外,按金管局要求拨转部分留存盈利至监管储备作银行一般风险之用(包括未来损失或其他不可预期风险)。

* In accordance with the requirements of the HKMA, the amounts are set aside for general banking risks, including future losses or other unforeseeable risks, in addition to the loan impairment allowances recognised under HKAS 39.

第 50 至 329 页之附注属本财务报表之组成部分。

The notes on pages 50 to 329 are an integral part of these financial statements.

综合现金流量表

Consolidated Cash Flow Statement

截至 12 月 31 日止年度	For the year ended 31 December	附注 Notes	2013	2012
			港币百万元 HK\$m	港币百万元 HK\$m
经营业务之现金流量	Cash flows from operating activities			
除税前经营现金之流入 / (流出)	Operating cash inflow/(outflow) before taxation	41(a)	146,540	(69,864)
支付香港利得税	Hong Kong profits tax paid		(3,766)	(4,243)
支付海外利得税	Overseas profits tax paid		(400)	(263)
经营业务之现金流入 / (流出) 净额	Net cash inflow/(outflow) from operating activities		142,374	(74,370)
投资业务之现金流量	Cash flows from investing activities			
购入物业、器材及设备	Purchase of properties, plant and equipment	29	(1,090)	(1,030)
购入投资物业	Purchase of investment properties	28	(2)	(2)
出售物业、器材及设备所得款项	Proceeds from disposal of properties, plant and equipment		2	266
出售投资物业所得款项	Proceeds from disposal of investment properties		-	66
收取联营公司及合资企业股息	Dividend received from associates and a joint venture	27	2	2
投资业务之现金流出净额	Net cash outflow from investing activities		(1,088)	(698)
融资业务之现金流量	Cash flows from financing activities			
支付本银行股东股息	Dividend paid to the equity holders of the Bank		(13,429)	(18,724)
支付非控制权益股息	Dividend paid to non-controlling interests		(309)	(308)
偿还后偿贷款	Repayment of subordinated loans		(6,668)	-
支付后偿负债利息	Interest paid for subordinated liabilities		(494)	(604)
融资业务之现金流出净额	Net cash outflow from financing activities		(20,900)	(19,636)
现金及等同现金项目增加 / (减少)	Increase/(decrease) in cash and cash equivalents		120,386	(94,704)
于 1 月 1 日之现金及等同现金项目	Cash and cash equivalents at 1 January		241,715	340,171
汇率变动对现金及等同现金项目的影响	Effect of exchange rate changes on cash and cash equivalents		839	(3,752)
于 12 月 31 日之现金及等同现金项目	Cash and cash equivalents at 31 December	41(b)	362,940	241,715

第 50 至 329 页之附注属本财务报表之组成部分。

The notes on pages 50 to 329 are an integral part of these financial statements.

财务报表附注

Notes to the Financial Statements

1. 主要业务

1. Principal activities

本集团主要于香港从事提供银行及相关之金融服务。

The Group is principally engaged in the provision of banking and related financial services in Hong Kong.

本银行是一家于香港成立的有限债务公司。公司注册地址是香港花园道1号中银大厦14楼。

The Bank is a limited liability company incorporated in Hong Kong. The address of its registered office is 14/F, Bank of China Tower, 1 Garden Road, Hong Kong.

2. 主要会计政策摘要

2. Summary of significant accounting policies

用于编制本综合财务报表之主要会计政策详列如下。

The principal accounting policies applied in the preparation of these consolidated financial statements are set out below.

除特别注明外，该等会计政策均被一致地应用于所有列示之财务年度中。

These policies have been consistently applied to all the years presented, unless otherwise stated.

2.1 编制基准

2.1 Basis of preparation

本集团之综合财务报表乃按照香港会计师公会颁布之香港财务报告准则（香港财务报告准则为一统称，当中包括所有适用之香港财务报告准则、香港会计准则及诠释）编制，并符合香港《公司条例》之规定。

The consolidated financial statements of the Group have been prepared in accordance with Hong Kong Financial Reporting Standards (HKFRSs is a collective term which includes all applicable individual Hong Kong Financial Reporting Standards, HKASs and Interpretations) issued by the HKICPA and the requirements of the Hong Kong Companies Ordinance.

本综合财务报表乃按历史成本法编制，惟就重估可供出售证券、以公允价值变化计入损益之金融资产及金融负债（包括衍生金融工具）、以公允价值列账之贵金属、以公允价值列账之投资物业及以公允价值或重估值扣除累计折旧及累计减值损失后列账之房产作出调整。

The consolidated financial statements have been prepared under the historical cost convention, as modified by the revaluation of available-for-sale securities, financial assets and financial liabilities (including derivative financial instruments) at fair value through profit or loss, precious metals at fair value, investment properties which are carried at fair value and premises which are carried at fair value or revalued amount less accumulated depreciation and accumulated impairment losses.

按照香港财务报告准则编制财务报表时，需采用若干重大之会计估算。管理层亦需于采用本集团之会计政策时作出有关判断。当中涉及高度判断、复杂之范畴、或对综合财务报表而言属重大影响之假设及估算，已载于附注3。

The preparation of financial statements in conformity with HKFRSs requires the use of certain critical accounting estimates. It also requires the Management to exercise judgement in the process of applying the Group's accounting policies. The areas involving a higher degree of judgement or complexity, or areas where assumptions and estimates are significant to the consolidated financial statements are disclosed in Note 3.

财务报表附注 (续) Notes to the Financial Statements (continued)

2. 主要会计政策摘要 (续) 2. Summary of significant accounting policies (continued)

2.1 编制基准 (续)

(a) 已于 2013 年 1 月 1 日起开始的会计年度强制性生效之准则、修订及诠释

2.1 Basis of preparation (continued)

(a) Standards, amendments and interpretation already mandatorily effective for accounting periods beginning on 1 January 2013

准则 / 诠释 Standard/Interpretation	内容 Content	起始适用之年度 Applicable for financial years beginning on/after	于本年度与本集团相关 Currently relevant to the Group
香港会计准则第 1 号 (经修订) HKAS 1 (Revised)	财务报表的列示 Presentation of Financial Statements	2012 年 7 月 1 日 1 July 2012	是 Yes
香港会计准则第 19 号(2011) HKAS 19 (2011)	雇员福利 Employee Benefits	2013 年 1 月 1 日 1 January 2013	是 Yes
香港会计准则第 27 号(2011) HKAS 27 (2011)	独立财务报表 Separate Financial Statements	2013 年 1 月 1 日 1 January 2013	是 Yes
香港会计准则第 28 号(2011) HKAS 28 (2011)	联营公司及合资企业投资 Investments in Associates and Joint Ventures	2013 年 1 月 1 日 1 January 2013	是 Yes
香港财务报告准则第 1 号 (经修订) HKFRS 1 (Amendment)	首次采纳香港财务报告准则—政府贷款 First Time Adoption of Hong Kong Financial Reporting Standards – Government Loans	2013 年 1 月 1 日 1 January 2013	否 No
香港财务报告准则第 7 号 (经修订) HKFRS 7 (Amendment)	金融工具: 披露—金融资产及金融负债之抵销 Financial Instruments: Disclosures – Offsetting Financial Assets and Financial Liabilities	2013 年 1 月 1 日 1 January 2013	是 Yes
香港财务报告准则第 10 号 HKFRS 10	综合财务报表 Consolidated Financial Statements	2013 年 1 月 1 日 1 January 2013	是 Yes
香港财务报告准则第 11 号 HKFRS 11	合资安排 Joint Arrangements	2013 年 1 月 1 日 1 January 2013	是 Yes
香港财务报告准则第 12 号 HKFRS 12	其他企业投资权益的披露 Disclosure of Interests in Other Entities	2013 年 1 月 1 日 1 January 2013	是 Yes
香港财务报告准则第 10、11 及 12 号 (经修订) HKFRS 10, 11 and 12 (Amendment)	过渡安排 Transition Guidance	2013 年 1 月 1 日 1 January 2013	是 Yes
香港财务报告准则第 13 号 HKFRS 13	公允价值计量 Fair Value Measurement	2013 年 1 月 1 日 1 January 2013	是 Yes
香港财务报告准则诠释第 20 号 HK(IFRIC) – Int 20	露天矿场于生产阶段之剥除成本 Stripping Costs in the Production Phase of a Surface Mine	2013 年 1 月 1 日 1 January 2013	否 No

财务报表附注 (续) Notes to the Financial Statements (continued)

2. 主要会计政策摘要 (续) 2. Summary of significant accounting policies (continued)

2.1 编制基准 (续)

(a) 已于 2013 年 1 月 1 日起开始的会计年度强制性生效之准则、修订及诠释 (续)

- 香港会计准则第 1 号 (经修订) 「财务报表的列示」。该修订要求企业在编制财务报表时, 需根据香港财务报告准则将其他全面收益中可在未来转入损益的项目合并归类。该修订亦重申其他全面收益中的项目与损益项目需以一个独立报表或两个相连报表列示的现有规定。采纳此经修订的准则影响本集团列示全面收益表之方式。
- 香港会计准则第 19 号 (2011) 「雇员福利」。该修订后的准则主要修改了对设定收益义务及计划资产变动的会计处理方法和相关的列示与披露。该修订对本集团的财务报表没有影响。
- 香港会计准则第 27 号 (2011) 「独立财务报表」。请参阅下述香港财务报告准则第 10 号 「综合财务报表」。
- 香港会计准则第 28 号 (2011) 「联营公司及合资企业投资」。请参阅下述香港财务报告准则第 11 号 「合资安排」。

2.1 Basis of preparation (continued)

(a) Standards, amendments and interpretation already mandatorily effective for accounting periods beginning on 1 January 2013 (continued)

- HKAS 1 (Revised), "Presentation of Financial Statements". The amendments to HKAS 1 (Revised) require companies preparing financial statements in accordance with HKFRSs to group together items within other comprehensive income (OCI) that may be reclassified to the income statement. The amendments also reaffirm existing requirements that items in OCI and profit or loss should be presented as either a single statement or two consecutive statements. The adoption of this revised standard affects the presentation of the Group's statement of comprehensive income.
- HKAS 19 (2011), "Employee Benefits". The revised standard mainly amends the part related to accounting for changes in defined benefit obligations and plan assets, and related presentation and disclosure. The amendments do not have impact on the Group's financial statements.
- HKAS 27 (2011), "Separate Financial Statements". Please refer to the below on HKFRS 10, "Consolidated Financial Statements".
- HKAS 28 (2011), "Investments in Associates and Joint Ventures". Please refer to the below on HKFRS 11, "Joint Arrangements".

财务报表附注 (续) Notes to the Financial Statements (continued)

2. 主要会计政策摘要 (续) 2. Summary of significant accounting policies (continued)

2.1 编制基准 (续)

(a) 已于 2013 年 1 月 1 日起开始的会计年度强制性生效之准则、修订及诠释 (续)

- 香港财务报告准则第 7 号 (经修订) 「金融工具: 披露—金融资产及金融负债之抵销」。该修订新增了披露的要求, 需包括可让财务报表使用者能够评估净额结算安排 (包括对已确认金融资产及已确认金融负债的抵销权) 对企业财务状况的影响或潜在影响的资讯。采纳此经修订准则的新披露内容已载于附注 47。
- 香港财务报告准则第 10 号「综合财务报表」。于考虑是否将企业纳入母公司之综合财务报表时, 香港财务报告准则第 10 号于现有原则之上建立了以控制作为决定性因素之概念, 并在难以评估控制权时提供额外指引。该准则亦取代了香港会计准则第 27 号 (经修订) 「综合及独立财务报表」中所有对控制和合并的指引规定和 HK(SIC)-Int 12 「合并—特殊目的企业」。香港会计准则第 27 号 (经修订) 余下部分更名为香港会计准则第 27 号 (2011) 「独立财务报表」, 此乃专为处理独立财务报表而设, 其内容并没有对独立财务报表的现有指引作出改变。

2.1 Basis of preparation (continued)

(a) Standards, amendments and interpretation already mandatorily effective for accounting periods beginning on 1 January 2013 (continued)

- HKFRS 7 (Amendment), “Financial Instruments: Disclosures – Offsetting Financial Assets and Financial Liabilities”. The amendments require new disclosures to include information that enable users of an entity’s financial statements to evaluate the effect or potential effect of netting arrangements, including rights of set-off associated with the entity’s recognised financial assets and recognised financial liabilities, on the entity’s financial position. New disclosure for the adoption of this amended standard is presented in Note 47.
- HKFRS 10, “Consolidated Financial Statements”. HKFRS 10 builds on existing principles by identifying the concept of control as the determining factor when considering whether an entity should be included within the consolidated financial statements of the parent company. The standard provides additional guidance to assist in the determination of control where this is difficult to assess. It also replaces all of the guidance on control and consolidation stipulated in HKAS 27 (Revised), “Consolidated and Separate Financial Statements”, and HK(SIC)-Int 12, “Consolidation – Special Purpose Entities”. The remainder of HKAS 27 (Revised) is renamed as HKAS 27 (2011), “Separate Financial Statements” as a standard dealing solely with separate financial statements without changing the existing guidance for separate financial statements.

财务报表附注 (续) Notes to the Financial Statements (continued)

2. 主要会计政策摘要 (续) 2. Summary of significant accounting policies (continued)

2.1 编制基准 (续)

(a) 已于 2013 年 1 月 1 日起开始的会计年度强制性生效之准则、修订及诠释 (续)

- 香港财务报告准则第 11 号「合资安排」。香港财务报告准则第 11 号对定义的修改令合资安排的类别减少至两个：合资作业及合资企业。合资作业属于一种合资安排，并让该安排的各方直接对资产拥有权利和对负债承担义务。至于在香港会计准则第 31 号「合资企业权益」中被归类为「共同控制资产」的类别，将合并于合资作业，因为此两种类别的安排，一般会导 致相同的会计结果。相反，合资企业让合资伙伴对合资安排的净资产或业绩拥有权利。合资企业按照香港会计准则第 28 号「联营公司投资」采用权益法核算，并更名为香港会计准则第 28 号 (2011)「联营公司及合资企业投资」。经修改后，该准则将包括对合资企业的会计要求及合并 HK(SIC)-Int 13「合资控制企业—合营者的非货币性投入」的规定。应用香港会计准则第 28 号(2011)后，企业将不可再以比例合并的方法来核算合资企业。

2.1 Basis of preparation (continued)

(a) Standards, amendments and interpretation already mandatorily effective for accounting periods beginning on 1 January 2013 (continued)

- HKFRS 11, "Joint Arrangements". Changes in the definitions stipulated in HKFRS 11 have reduced the types of joint arrangements to two: joint operations and joint ventures. A joint operation is a joint arrangement that gives parties to the arrangement direct rights to the assets and obligations for the liabilities. The "jointly controlled assets" classification in HKAS 31, "Interests in Joint Ventures", has been merged into joint operations, as both types of arrangements generally result in the same accounting outcome. A joint venture, in contrast, gives the parties rights to the net assets or outcome of the arrangement. Joint ventures are accounted for using the equity method in accordance with HKAS 28, "Investments in Associates" which is renamed as HKAS 28 (2011), "Investments in Associates and Joint Ventures". The standard is amended to include the requirements of joint ventures accounting and to merge with the requirements of HK(SIC)-Int 13, "Jointly Controlled Entities – Non-Monetary Contributions by Venturers". After the application of HKAS 28 (2011), entities can no longer account for an interest in a joint venture using the proportionate consolidation method.

财务报表附注 (续) Notes to the Financial Statements (continued)

2. 主要会计政策摘要 (续) 2. Summary of significant accounting policies (continued)

2.1 编制基准 (续)

(a) 已于 2013 年 1 月 1 日起开始的会计年度强制性生效之准则、修订及诠释 (续)

- 香港财务报告准则第 12 号「其他企业投资权益的披露」。香港财务报告准则第 12 号规定了企业按香港财务报告准则第 10 号及香港财务报告准则第 11 号两个新准则，以及按经修订后的香港会计准则第 28 号(2011)编制报告时必须披露的信息。香港会计准则第 27 号(经修订)对独立财务报表的现行指引和信息披露要求维持不变。香港财务报告准则第 12 号要求企业需披露能协助财务报表使用者评估企业投资于附属公司、联营公司、合资安排及非综合的结构企业之性质，风险和财务影响相关的信息。采纳此修订准则的新披露已载于附注 27。

香港财务报告准则第 10 号、香港财务报告准则第 11 号、香港财务报告准则第 12 号、香港会计准则第 27 号(2011)及香港会计准则第 28 号(2011)为一组共 5 项于 2011 年 6 月颁布的新准则，并取代香港会计准则第 27 号(经修订)、香港会计准则第 28 号、香港会计准则第 31 号、HK(SIC)-Int 12 及 HK(SIC)-Int 13。采纳上述准则对本集团的财务报表没有重大影响。

2.1 Basis of preparation (continued)

(a) Standards, amendments and interpretation already mandatorily effective for accounting periods beginning on 1 January 2013 (continued)

- HKFRS 12, "Disclosure of Interests in Other Entities". The standard sets out the required disclosures for entities reporting under the two new standards, HKFRS 10 and HKFRS 11, and the revised standard HKAS 28 (2011). The existing guidance and disclosure requirements for separate financial statements stipulated in HKAS 27 (Revised) are unchanged. HKFRS 12 requires entities to disclose information that helps financial statements users to evaluate the nature, risks and financial effects associated with the entity's interests in subsidiaries, associates, joint arrangements and unconsolidated structured entities. New disclosure for the adoption of this standard is presented in Note 27.

The above HKFRS 10, HKFRS 11, HKFRS 12, HKAS 27 (2011) and HKAS 28 (2011) issued in June 2011 are a group of five new standards that supersede HKAS 27 (Revised), HKAS 28, HKAS 31, HK(SIC)-Int 12 and HK(SIC)-Int 13. The adoption of these standards does not have a material impact on the Group's financial statements.

财务报表附注 (续) Notes to the Financial Statements (continued)

2. 主要会计政策摘要 (续) 2. Summary of significant accounting policies (continued)

2.1 编制基准 (续)

(a) 已于 2013 年 1 月 1 日起开始的会计年度强制性生效之准则、修订及诠释 (续)

- 香港财务报告准则第 10、11 及 12 号 (经修订) 的过渡安排。该修订放宽当采纳香港财务报告准则第 10、11 及 12 号后需追溯比较数字的要求，要求只须重列采纳相关准则前一年的比较数字。该修订对本集团的财务报表没有影响。
- 香港财务报告准则第 13 号「公允价值计量」。此项于 2011 年 6 月颁布的新准则为所有与公允价值计量相关的香港财务报告准则提供了一个经修订的公允价值定义、单一的公允价值计量方法和信息披露要求，并取代了现时载于个别香港财务报告准则内有关公允价值计量的指引。有关的要求并没有扩阔公允价值会计的应用范围，只是对现已于香港财务报告准则内被要求或被允许应用的公允价值会计提供了应用指引。该修订亦要求更全面的披露，以供财务报表使用者评估企业作公允价值计量时所用的方法及参数。该修订准则的新披露已载于附注 5。

2.1 Basis of preparation (continued)

(a) Standards, amendments and interpretation already mandatorily effective for accounting periods beginning on 1 January 2013 (continued)

- HKFRS 10, 11 and 12 (Amendment), on transition guidance. The amendments provide additional transition relief to HKFRS 10, 11 and 12, limiting the requirement to provide adjusted comparative information to only the preceding comparative period. The adoption of this amendment does not affect the disclosure of the Group's financial statements.
- HKFRS 13, "Fair Value Measurement". The new standard which was issued in June 2011 replaces the fair value measurement guidance contained in individual HKFRSs by providing a revised definition of fair value and a single source of fair value measurement and disclosure requirements for use across HKFRSs. The requirements do not extend the use of fair value accounting, but provide guidance on how it should be applied when its use is already required or permitted by other standards within HKFRSs. It also requires extensive disclosures which allow users of financial statements to assess the methods and inputs used by the entities when developing the fair value measurements. The new disclosure is presented in Note 5.

财务报表附注 (续) Notes to the Financial Statements (continued)

2. 主要会计政策摘要 (续) 2. Summary of significant accounting policies (continued)

2.1 编制基准 (续)

(b) 已颁布但尚未强制性生效及没有被本集团于2013年提前采纳之准则、修订及诠释

以下已颁布之准则、修订及诠释于2014年1月1日起或以后开始的会计年度始强制性生效。

2.1 Basis of preparation (continued)

(b) Standards, amendments and interpretation issued that are not yet mandatorily effective and have not been early adopted by the Group in 2013

The following standards, amendments and interpretation have been issued and are mandatory for accounting periods beginning on or after 1 January 2014:

准则 / 诠释 Standard/Interpretation	内容 Content	起始适用之年度 Applicable for financial years beginning on/after	于本年度与本集团相关 Currently relevant to the Group
香港会计准则第19号(2011) (经修订)	雇员福利: 设定福利计划	2014年7月1日	否
HKAS 19 (2011) (Amendment)	Employee Benefits: Defined Benefit Plans	1 July 2014	No
香港会计准则第32号(经修订)	金融工具: 列示—金融资产及金融负债之抵销	2014年1月1日	是
HKAS 32 (Amendment)	Financial Instruments: Presentation – Offsetting Financial Assets and Financial Liabilities	1 January 2014	Yes
香港会计准则第36号(经修订)	资产减值: 非金融资产可收回金额披露	2014年1月1日	是
HKAS 36 (Amendment)	Impairment of Assets: Recoverable Amount Disclosures for Non-Financial Assets	1 January 2014	Yes
香港会计准则第39号(经修订)	金融工具: 确认与计量—衍生工具的更替及对冲会计的延续	2014年1月1日	是
HKAS 39 (Amendment)	Financial Instruments: Recognition and Measurement – Novation of Derivatives and Continuation of Hedge Accounting	1 January 2014	Yes
香港财务报告准则第7号(经修订)	金融工具: 披露—香港财务报告准则第9号的过渡安排	2015年1月1日	是
HKFRS 7 (Amendment)	Financial Instruments: Disclosures – Transition to HKFRS 9	1 January 2015	Yes
香港财务报告准则第9号	金融工具	待定	是
HKFRS 9	Financial Instruments	To be determined	Yes
香港财务报告准则第10、12及香港 会计准则第27号(经修订)	投资实体	2014年1月1日	否
HKFRS 10, 12 and HKAS 27 (Amendments)	Investment Entities	1 January 2014	No
香港财务报告准则诠释第21号	征费	2014年1月1日	是
HK(IFRIC) – Int 21	Levies	1 January 2014	Yes

财务报表附注 (续) Notes to the Financial Statements (continued)

2. 主要会计政策摘要 (续) 2. Summary of significant accounting policies (continued)

2.1 编制基准 (续)

(b) 已颁布但尚未强制性生效及没有被本集团于2013年提前采纳之准则、修订及诠释 (续)

- 香港会计准则第 32 号 (经修订) 「金融工具: 列示一金融资产及金融负债之抵销」。该修订针对现行应用于处理抵销的不一致准则, 并明确「目前已具有法律强制性执行抵销权利」的含义; 以及一些应用于总额结算系统 (例如中央结算系统) 时被视为等同于净额结算的抵销准则。采纳该修订对本集团的财务报表没有重大影响。
- 香港会计准则第 36 号 (经修订) 「资产减值: 非金融资产可收回金额披露」。该修订让准则能与其原意趋于一致, 即不要将披露细化至现金产出单元。此外, 亦要求若减值资产的可收回金额为公平值扣除出售成本时, 需就其公平值计量作额外披露。采纳该修订对本集团的财务报表没有影响。
- 香港会计准则第 39 号 (经修订) 「金融工具: 确认与计量—衍生工具的更替及对冲会计的延续」。该修订放宽当衍生工具被界定为对冲工具, 并因法律或监管要求而改以中央交易对手作结算时, 对冲会计容许延续。采纳该修订对本集团的财务报表没有重大影响。

2.1 Basis of preparation (continued)

(b) Standards, amendments and interpretation issued that are not yet mandatorily effective and have not been early adopted by the Group in 2013 (continued)

- HKAS 32 (Amendment), "Financial Instruments: Presentation — Offsetting Financial Assets and Financial Liabilities". The amendment addresses inconsistencies in current practice when applying the offsetting criteria and clarifies the meaning of "currently has a legally enforceable right of set-off"; and the application of offsetting criteria to some gross settlement systems (such as central clearing house systems) that may be considered equivalent to net settlement. The adoption of this amendment does not have a material impact on the Group's financial statements.
- HKAS 36 (Amendment), "Impairment of Assets: Recoverable Amount Disclosures for Non-Financial Assets". The amendment aligns the disclosure requirements with its original intention which does not intend to disclose at level of cash generating unit. It also requires additional disclosure about the fair value measurement when the recoverable amount of impaired assets is based on fair value less costs of disposal. The adoption of this amendment does not affect the disclosure of the Group's financial statements.
- HKAS 39 (Amendment), "Financial Instruments: Recognition and Measurement — Novation of Derivatives and Continuation of Hedge Accounting". The amendment introduces a relief to allow hedge accounting to continue in a situation where a derivative, which has been designated as a hedging instrument, is novated to effect clearing with a central counterparty as a result of laws or regulation. The adoption of this amendment does not have a material impact on the Group's financial statements.

财务报表附注 (续) Notes to the Financial Statements (continued)

2. 主要会计政策摘要 (续) 2. Summary of significant accounting policies (continued)

2.1 编制基准 (续)

(b) 已颁布但尚未强制性生效及没有被本集团于2013年提前采纳之准则、修订及诠释 (续)

- 香港财务报告准则第7号(经修订)「金融工具:披露—香港财务报告准则第9号的过渡安排」。该修订免除当采纳香港财务报告准则第9号之后需重列比较数字的要求,而该豁免原来只适用于选择在2012年前采纳香港财务报告准则第9号的企业。取而代之,该修订提出额外的过渡性披露要求,以帮助使用者更好地了解初始应用此准则的影响。
- 香港财务报告准则第9号「金融工具」。香港财务报告准则第9号的第一部分已于2009年11月颁布,并将取代香港会计准则第39号内金融资产的分类及计量相关的部分。而有关金融负债及终止确认的相关部分,已于2010年11月发布,另于2013年12月再补充有关于对冲会计的部分。其主要的特点如下:

2.1 Basis of preparation (continued)

(b) Standards, amendments and interpretation issued that are not yet mandatorily effective and have not been early adopted by the Group in 2013 (continued)

- HKFRS 7 (Amendment), "Financial Instruments: Disclosures — Transition to HKFRS 9". The amendments provide relief from the requirement to restate comparative financial statements which was originally available only to entities that chose to apply HKFRS 9 prior to 2012. Instead, additional transition disclosures will be required to help users to better understand the effect of initial application of the standard.
- HKFRS 9, "Financial Instruments". The first part of HKFRS 9 was issued in November 2009 and will replace those parts of HKAS 39 relating to the classification and measurement of financial assets. In November 2010, a further pronouncement was published to address financial liabilities and derecognition. In December 2013, the part related to hedge accounting was further added. Key features are as follows:

财务报表附注 (续) **Notes to the Financial Statements (continued)**

2. 主要会计政策摘要 (续) **2. Summary of significant accounting policies (continued)**

2.1 编制基准 (续)

(b) 已颁布但尚未强制性生效及没有被本集团于2013年提前采纳之准则、修订及诠释 (续)

(i) 分类及计量

金融资产被要求分类为以下其中之一种计量类别: (1)以公允价值作后续计量或(2)以摊余成本作后续计量。金融资产的分类应在过渡时确定, 之后则在初始确认时确定。该分类取决于企业管理金融工具的业务模型, 以及该工具的合约现金流特征。

如以摊余成本对一项金融工具进行后续计量, 其必须是一项债务工具, 及企业的业务模型是以持有该资产以收取合约现金流为目的, 以及该资产的合约现金流只代表没有杠杆的本金及利息支付。所有其他债务工具需以公允价值变化计入损益计量。

2.1 Basis of preparation (continued)

(b) Standards, amendments and interpretation issued that are not yet mandatorily effective and have not been early adopted by the Group in 2013 (continued)

(i) *Classification and Measurement*

Financial assets are required to be classified into one of the following measurement categories: (1) those to be measured subsequently at fair value or (2) those to be measured subsequently at amortised cost. Classification is to be made on transition, and subsequently on initial recognition. The classification depends on the entity's business model for managing its financial instruments and the contractual cash flow characteristics of the instrument.

A financial instrument is subsequently measured at amortised cost only if it is a debt instrument, and the objective of the entity's business model is to hold the asset to collect the contractual cash flows, and the asset's contractual cash flows represent only unleveraged payments of principal and interest. All other debt instruments are to be measured at fair value through profit or loss.

财务报表附注(续) Notes to the Financial Statements (continued)

2. 主要会计政策摘要(续) 2. Summary of significant accounting policies (continued)

2.1 编制基准(续)

(b) 已颁布但尚未强制性生效及没有被本集团于2013年提前采纳之准则、修订及诠释(续)

(i) 分类及计量(续)

所有股份权益工具需以公允价值作后续计量。持作交易用途之股份权益工具将以公允价值变化计入损益计量。对于所有其他的权益性投资, 可于初始确认时作出不可撤回的选择, 将未实现及已实现的公允价值收益或亏损确认于其他全面收益, 而非收益表内。一经选择确认于其他全面收益, 公允价值收益或亏损将不可转回收益表内。

(ii) 金融负债及终止确认

除下述两项主要变化外, 金融负债的分类及计量基本上保留了香港会计准则第39号的要求, 没有太多修订。至于终止确认的原则, 则与现时香港会计准则第39号一致。

2.1 Basis of preparation (continued)

(b) Standards, amendments and interpretation issued that are not yet mandatorily effective and have not been early adopted by the Group in 2013 (continued)

(i) Classification and Measurement (continued)

All equity instruments are to be measured subsequently at fair value. Equity instruments that are held for trading will be measured at fair value through profit or loss. For all other equity investments, an irrevocable election can be made at initial recognition to recognise unrealised and realised fair value gains and losses through other comprehensive income rather than the income statement. Once elected to be recognised through other comprehensive income, there will be no reclassification of fair value gains and losses to the income statement.

(ii) Financial Liabilities and Derecognition

Except for the two substantial changes described below, the classification and measurement requirements of financial liabilities have been basically carried forward with minimal amendments from HKAS 39. For the derecognition principles, they are consistent with that of HKAS 39.

财务报表附注 (续) Notes to the Financial Statements (continued)

2. 主要会计政策摘要 (续) 2. Summary of significant accounting policies (continued)

2.1 编制基准 (续)

(b) 已颁布但尚未强制性生效及没有被本集团于2013年提前采纳之准则、修订及诠释 (续)

(ii) 金融负债及终止确认 (续)

修改了准则内有关金融负债的公允价值选择权的要求,以应对自有的信贷风险。准则要求金融负债因其信贷风险的变化而导致的公允价值变动,需列示于其他全面收益。收益或亏损总额的剩余部分则包括于收益表内。若此要求会产生或扩大损益的会计错配,则整项公允价值变动需列示于收益表内。有否存在错配情况需在初始确认个别负债时确定,且不能被重新评估。列示于其他全面收益的金额其后不可重新分类至收益表内,但可于权益内拨转。

该准则亦取消了载于香港会计准则第39号有关与非上市股份权益工具挂钩及交收的衍生工具负债可豁免以公允价值计量的要求。

2.1 Basis of preparation (continued)

(b) Standards, amendments and interpretation issued that are not yet mandatorily effective and have not been early adopted by the Group in 2013 (continued)

(ii) Financial Liabilities and Derecognition (continued)

The requirements related to the fair value option for financial liabilities were changed to address own credit risk. It requires the amount of change in fair value attributable to changes in the credit risk of the financial liabilities be presented in other comprehensive income. The remaining amount of the total gain or loss is included in the income statement. If this requirement creates or enlarges an accounting mismatch in profit or loss, then the whole fair value change is presented in the income statement. The determination of whether there will be a mismatch will need to be made at initial recognition of individual liabilities and will not be re-assessed. Amounts presented in other comprehensive income are not subsequently reclassified to the income statement but may be transferred within equity.

The standard also eliminates the exception from fair value measurement contained in HKAS 39 for derivative liabilities that are linked to and must be settled by delivery of an unquoted equity instrument.

财务报表附注 (续) Notes to the Financial Statements (continued)

2. 主要会计政策摘要 (续) 2. Summary of significant accounting policies (continued)

2.1 编制基准 (续)

(b) 已颁布但尚未强制性生效及没有被本集团于2013年提前采纳之准则、修订及诠释 (续)

(iii) 对冲会计

该准则放宽对冲有效性评估的要求,使对冲会计适用于更多的风险管理策略,并将对冲工具的可使用范围扩阔至购入期权及非衍生金融工具,以及提高可被对冲项目的弹性。该准则亦引入应用对冲会计之风险管理活动的相关披露要求。

此准则最后一部分有关金融资产减值的内容预计将于2014年发布。香港财务报告准则第9号将完全取代香港会计准则第39号。香港财务报告准则第9号早前所定的强制生效日期已被移除,新的强制生效日期将于香港财务报告准则第9号全部完成时确定。此准则容许提前采用,惟须同时采纳分类及计量和对冲会计两部分。另外,自有信贷风险的会计处理可独立提早采用而无须同时采纳香港财务报告准则第9号的其他部分。本集团正在评估应用该准则的财务影响及其应用时间。

2.1 Basis of preparation (continued)

(b) Standards, amendments and interpretation issued that are not yet mandatorily effective and have not been early adopted by the Group in 2013 (continued)

(iii) Hedge accounting

The requirements related to hedge accounting relaxes the requirements for assessing hedge effectiveness which more risk management strategies would be eligible for hedge accounting. It also relaxes the rules on using purchased options and non-derivative financial instruments as hedging instruments and allows greater flexibility on hedged items. Corresponding disclosures about risk management activity for applying hedge accounting are also introduced.

It is expected that the final part on impairment of financial assets will be pronounced in 2014. HKAS 39 will be replaced by HKFRS 9 in its entirety. The previous mandatory effective date of HKFRS 9 was removed and the new mandatory effective date will be determined upon the entire completion of HKFRS 9. Early adoption of HKFRS 9 is permitted but the part of classification and measurement and hedge accounting must be applied at the same time. The accounting for own credit risk can be early adopted in isolation without applying the other HKFRS 9 requirements at the same time. The Group is considering the financial impact of the standard and the timing of its application.

财务报表附注 (续) Notes to the Financial Statements (continued)

2. 主要会计政策摘要 (续) 2. Summary of significant accounting policies (continued)

2.1 编制基准 (续)

(b) 已颁布但尚未强制性生效及没有被本集团于2013年提前采纳之准则、修订及诠释 (续)

- 香港财务报告准则诠释第21号「征费」。此诠释说明了企业应如何在财务报表处理由政府征收的所得税以外的负债。对于达到最低起征点才发生的征费，在规定的最低起征点达到前，无需预提任何负债。采纳该修订对本集团的财务报表没有重大影响。

(c) 完善香港财务报告准则

「完善香港财务报告准则」包含多项被香港会计师公会认为非紧急但有需要的修订。当中包括引致在列示、确认或计量方面出现会计变更的修订，以及多项与个别的香港财务报告准则相关之术语或编辑上的修订。该等修订已于2013年1月1日采用或将于2014年7月1日起开始的会计年度生效。采纳有关修订对本集团的财务报表没有重大影响。

2.1 Basis of preparation (continued)

(b) Standards, amendments and interpretation issued that are not yet mandatorily effective and have not been early adopted by the Group in 2013 (continued)

- HK(IFRIC) – Int 21, “Levies”. The interpretation addresses how an entity should account for liabilities to pay levies imposed by governments, other than income taxes, in its financial statements. For a levy that is triggered upon reaching a minimum threshold, no liability should be anticipated before the specified minimum threshold is reached. The adoption of this amendment does not have a material impact on the Group’s financial statements.

(c) Improvements to HKFRSs

“Improvements to HKFRSs” contains numerous amendments to HKFRSs which the HKICPA considers not urgent but necessary. It comprises amendments that result in accounting changes for presentation, recognition or measurement purpose as well as terminology or editorial amendments related to a variety of individual HKFRSs. The amendments are either effective and adopted for annual periods beginning on or after 1 January 2013 or will be effective on or after 1 July 2014. The adoption of these improvements does not have a material impact on the Group’s financial statements.

财务报表附注（续） Notes to the Financial Statements (continued)

2. 主要会计政策摘要（续） 2. Summary of significant accounting policies (continued)

2.2 综合财务报表

综合财务报表包含本银行及所有其附属公司截至12月31日的财务报表。

(1) 附属公司

附属公司是指由本集团控制的企业。控制体现为本集团涉及，或有权从参与被投资企业业务中取得可变动回报，并有权力通过被投资企业影响自身回报。在判断是否对某个企业存在控制权时，本集团亦会考虑目前可行使或可转换的潜在表决权的存在及其影响。附属公司于控制权转入本集团之日起完全纳入合并，并于本集团的控制权终止当日不再纳入合并。

(i) 非受共同控制的业务合并

收购非受共同控制之业务时，应以收购法进行会计处理。业务合并的代价乃集团因换取被收购方的控制权，而在收购当日所转让的资产的公允价值、所产生的负债（包括或然代价安排）、以及所发行的权益。与收购相关的成本会于发生时于收益表内确认。

2.2 Consolidation

The consolidated financial statements include the financial statements of the Bank and all of its subsidiaries made up to 31 December.

(1) Subsidiaries

Subsidiaries are entities controlled by the Group. Control is achieved when the Group is exposed, or has rights, to variable returns from its involvement with the investee and has the ability to affect those returns through its power over the investee. The existence and effect of potential voting rights that are currently exercisable or convertible are considered when assessing whether the Group controls another entity. Subsidiaries are fully consolidated from the date on which control is transferred to the Group. They are de-consolidated from the date that control ceases.

(i) Business combinations not under common control

Acquisitions of businesses not under common control are accounted for using the acquisition method. The consideration transferred in a business combination is the fair values at the acquisition date of the assets transferred, the liabilities incurred (including contingent consideration arrangement) and the equity interests issued by the Group in exchange for control of the acquiree. Acquisition-related costs are expensed in the income statement as incurred.

财务报表附注 (续) Notes to the Financial Statements (continued)

2. 主要会计政策摘要 (续) 2. Summary of significant accounting policies (continued)

2.2 综合财务报表 (续)

2.2 Consolidation (continued)

(1) 附属公司 (续)

(1) Subsidiaries (continued)

(i) 非受共同控制的业务合并 (续)

(i) Business combinations not under common control (continued)

转让的代价、持有被收购方的非控制权益金额、以及本集团之前已持有被收购方之权益的公平值(如有)之总和,其高于收购日的被收购可识别资产及需承担负债的净值,被计量为商誉。如经评估后,被收购方的可识别净资产的公平值高于转让的代价、持有被收购方的非控制权益金额、以及本集团之前已持有被收购方之权益的公平值(如有)之总和,多出的部分将即时于收益表内被确认为优惠收购收益。之后,需对商誉进行减值测试。

当集团于业务合并时转让的代价包含因或然代价安排而产生的资产或负债时,有关的或然代价将按收购日的公平值计量,并被视作业务合并时所转让代价的一部分。符合作为计量期间调整的或然代价的公平值变动,需以追溯方式进行调整,并需于商誉或优惠收购收益内进行相应的调整。计量期间调整是指于计量期间,取得与收购日已存在的事实或情况相关的额外资讯而产生的调整。计量期间不超出收购日起计的一年之内。

Goodwill is measured as the excess of the sum of the consideration transferred, the amount of any non-controlling interests in the acquiree, and the fair value of the Group's previously held equity interest in the acquiree (if any) over the net of the acquisition-date amounts of the identifiable assets acquired and the liabilities assumed. If after assessment, the fair value of the acquiree's identifiable net assets exceeds the sum of the consideration transferred, the amount of any non-controlling interests in the acquiree and the fair value of the Group's previously held interest in the acquiree (if any), the excess is recognised immediately in the income statement as a bargain purchase gain. Subsequently, goodwill is subject to impairment testing.

Where the consideration transferred by the Group in a business combination includes assets or liabilities resulting from a contingent consideration arrangement, the contingent consideration is measured at fair value at the acquisition date and considered as part of the consideration transferred in a business combination. Changes in the fair value of the contingent consideration that qualify as measurement period adjustments are adjusted retrospectively, with the corresponding adjustments being made against goodwill or gain on bargain purchase. Measurement period adjustments are adjustments that arise from additional information obtained during the measurement period about facts and circumstances that existed as of the acquisition date. Measurement period does not exceed one year from the acquisition date.

财务报表附注（续） Notes to the Financial Statements (continued)

2. 主要会计政策摘要（续） 2. Summary of significant accounting policies (continued)

2.2 综合财务报表（续）

2.2 Consolidation (continued)

(1) 附属公司（续）

(1) Subsidiaries (continued)

(i) 非受共同控制的业务合并（续）

(i) Business combinations not under common control (continued)

以逐项收购为基准，本集团可选择以公允价值或非控制权益按比例摊占之被收购方之可识别净资产之公允价值，来确认被收购方之非控制权益。

On an acquisition-by-acquisition basis, the Group recognises any non-controlling interests in the acquiree either at fair value or at the non-controlling interests' proportionate share of the fair value of the acquiree's identifiable net assets.

(ii) 受共同控制的业务合并

(ii) Business combinations under common control

合并会计处理会被应用于合并受共同控制之公司。合并会计的原则是按被收购方之业务乃一直由收购方经营的假设，去合并受共同控制的公司。本集团的综合财务报表之综合业绩，综合现金流量及综合财务状况，会按本银行与被收购方自最初受到共同控制后，即进行合并的假设而编制（即在合并日不需进行公允价值调整）。在合并时的代价与账面值的差额，将于权益内确认。在编制本集团的综合财务报表时，对于所有本集团与被收购方之间的交易，不论是在合并前或是在合并后发生，其影响均会被对销。比较数据乃按被收购方之业务于之前会计结算日经已合并来列示。合并之交易成本会于收益表上被列支为费用。

For a combination with a company under common control, the merger accounting method will be applied. The principle of merger accounting is a way to combine companies under common control as though the business of the acquiree had always been carried out by the acquirer. The Group's consolidated financial statements represent the consolidated results, consolidated cash flows and consolidated financial position of the Group as if any such combination had occurred from the date when the Bank and the acquiree first came under common control (i.e. no fair value adjustment on the date of combination is required). The difference between the consideration and carrying amount at the time of combination is recognised in equity. The effects of all transactions between the Group and the acquiree, whether occurring before or after the combination, are eliminated in preparing the consolidated financial statements of the Group. Comparative amounts are presented as if the acquiree had been combined at the end of the previous reporting period. The transaction costs for the combination will be expensed in the income statement.

财务报表附注（续） Notes to the Financial Statements (continued)

2. 主要会计政策摘要（续） 2. Summary of significant accounting policies (continued)

2.2 综合财务报表（续）

2.2 Consolidation (continued)

(1) 附属公司（续）

集团内部交易、交易余额、以及未实现收益已被对销；除非能提供集团内交易所转让资产已发生减值的证据，否则未实现损失也将被对销。如有需要，附属公司的会计政策会作出适当调整，以确保本集团所采用会计政策的一致性。

于本银行的资产负债表内，对附属公司的投资是以成本扣除减值损失准备列账。本银行按照已收及应收股息基准确认附属公司之业绩。当本银行具有权利收取附属公司的派息时，将于收益表内确认。

(2) 与非控制权益的交易

在没有改变控制权益的情况下，与非控制权益的交易被视为与持有本集团权益者之交易。若从非控制权益购入，付出之代价及摊占有关附属公司的净资产账面值的差额，于权益内确认。出售权益予非控制权益的收益或亏损，亦需于权益内确认。

当本集团对附属公司失去控制权或重大影响时，任何保留之权益应以公允价值重新计量，账面值的变动在收益表内确认。该公允价值乃日后计量继续持有该等联营公司、合资企业或金融资产之保留权益的初始账面值。此外，过往曾经于其他全面收益内确认之有关该公司的金额，将按本集团直接出售有关资产或负债处理。先前已计入其他全面收益的金额会被重新分类至收益表内。

(1) Subsidiaries (continued)

Inter-company transactions, balances and unrealised gains on transactions between Group companies are eliminated; unrealised losses are also eliminated unless the transaction provides evidence of impairment of the assets transferred. Where necessary, accounting policies of subsidiaries have been changed to ensure consistency with the policies adopted by the Group.

In the Bank's balance sheet, the investments in subsidiaries are stated at cost less allowance for impairment losses. The results of subsidiaries are accounted for by the Bank on the basis of dividends received and receivable. Dividend income from subsidiaries is recognised in the income statement when the right to receive payment is established.

(2) Transactions with non-controlling interests

The Group treats transactions with non-controlling interests without change of control as transactions with equity owners of the Group. For purchases from non-controlling interests, the difference between any consideration paid and the relevant share acquired of the carrying value of net assets of the subsidiary is recognised in equity. Gains or losses on disposals to non-controlling interests are also recognised in equity.

When the Group ceases to have control or significant influence, any retained interest in the entity is re-measured to its fair value, with the change in carrying amount recognised in the income statement. The fair value is the initial carrying amount for the purposes of subsequent accounting for the retained interest as an associate, joint venture or financial asset. In addition, any amounts previously recognised in other comprehensive income in respect of that entity are accounted for as if the Group had directly disposed of the related assets or liabilities. Amounts previously recognised in other comprehensive income are reclassified to the income statement.

财务报表附注 (续) Notes to the Financial Statements (continued)

2. 主要会计政策摘要 (续) 2. Summary of significant accounting policies (continued)

2.2 综合财务报表 (续)

2.2 Consolidation (continued)

(3) 联营公司及合资企业

(3) Associates and joint venture

联营公司是指本集团对其虽无控制但能够施加重大影响的企业,通常本集团拥有其 20%至 50%的表决权。

Associates are all entities over which the Group has significant influence but not control, generally accompanying a shareholding of between 20% and 50% of the voting rights.

合资企业为合资安排的一种,双方协议对该合资企业的净资产拥有共同控制权。共同控制为合同约定共同控制权,只会在相关业务的决定需各控制方一致同意时出现。

A joint venture is a type of joint arrangement whereby the parties that have joint control of the arrangement have rights to the net assets of the joint venture. Joint control is the contractually agreed sharing of control of an arrangement, which exists only when decisions about the relevant activities require unanimous consent of the parties sharing control.

本集团对联营公司及合资企业的股权投资按照初始投资成本计量,并采用权益法进行核算。本集团对联营公司及合资企业的投资包含扣除累计减值损失后之商誉及任何有关之累计外币换算差额。

Investments in associates and joint venture are accounted for using the equity method of accounting and are initially recognised at cost. The Group's investment in associates and joint venture includes goodwill, net of accumulated impairment loss and any related accumulated foreign currency translation difference.

本集团购买联营公司或合资企业后,于收益表中确认应占的购入后收益或亏损,及于储备内确认应占的购入后储备变动,并将于投资成本中调整购买联营公司或合资企业后其发生的累计变动。除非本集团已为联营公司或合资企业承担债务或已为其垫付资金,否则本集团在确认应占联营公司或合资企业发生的亏损时,将以投资账面价值为限。

The Group's share of the post-acquisition profits or losses of associates or joint venture is recognised in the income statement, and its share of post-acquisition movements in reserves is recognised in reserves. The accumulated post-acquisition movements are adjusted against the cost of the investment. When the Group's share of losses in an associate or a joint venture equals or exceeds its interest in the associate or joint venture, the Group does not recognise further losses unless the Group has incurred obligations or made payments on behalf of the associates or joint venture.

本集团与联营公司或合资企业间交易的未实现收益按本集团在联营公司或合资企业的投资比例进行抵销;除非交易提供了转让资产已发生减值的证据,否则未实现损失也将被抵销。

Unrealised gains on transactions between the Group and its associates or joint venture are eliminated to the extent of the Group's interest in the associates or joint venture. Unrealised losses are also eliminated unless the transaction provides evidence of impairment of the asset transferred.

财务报表附注 (续) Notes to the Financial Statements (continued)

2. 主要会计政策摘要 (续) 2. Summary of significant accounting policies (continued)

2.2 综合财务报表 (续)

2.2 Consolidation (continued)

(3) 联营公司及合资企业 (续)

(3) Associates and joint venture (continued)

若对联营公司或合资企业的权益减少但影响力保留, 只需按比例将过往曾在其他全面收益内确认的金额重新分类至收益表内。

If the ownership interest in an associate or a joint venture is reduced but significant influence is retained, only a proportionate share of the amounts previously recognised in other comprehensive income are reclassified to the income statement where appropriate.

2.3 分类报告

2.3 Segmental reporting

分类的经营业绩与呈报予管理委员会的内部报告方式一致, 管理委员会乃本集团的总体营运决策核心, 负责资源分配及对营运分类的表现评估。在厘定经营分类表现时, 将会包括与各分类直接相关的收入及支出。

The operating result of segments are reported in a manner consistent with the internal reporting provided to the Management Committee, which is the chief operating decision maker of the Group, that allocates resources and assesses the performance of operating segments. Income and expenses directly associated with each segment are included in determining operating segment performance.

2.4 外币换算

2.4 Foreign currency translation

本集团各企业的财务报表所载项目均按各企业于主要经济环境营运的货币计量(「功能货币」)。本综合财务报表以港币列示, 即本银行之功能及呈列货币。

Items included in the financial statements of each of the Group's entities are measured using the currency of the primary economic environment in which the entity operates (the "functional currency"). The consolidated financial statements are presented in Hong Kong dollars, which is the Bank's functional and presentation currency.

外币交易均按交易或重新计量项目之估值当日的即期汇率换算为功能货币。外币交易以交易日之汇率结算所引致的汇兑损益, 以及以外币为本位的货币性资产及负债按会计结算日的汇率换算的汇兑损益, 均直接于收益表确认, 惟于其他全面收益内递延作为合资格现金流量的对冲或合资格净投资的对冲除外。

Foreign currency transactions are translated into the functional currency using the exchange rates prevailing at the dates of the transactions or exchange rates at the end of the reporting period for items that are re-measured. Foreign exchange gains and losses resulting from the settlement of foreign currency transactions using the exchange rates prevailing at the dates of the transactions and monetary assets and liabilities denominated in foreign currencies translated at the exchange rate at the end of the reporting period are recognised directly in the income statement, except when deferred in other comprehensive income as qualifying cash flow hedges and qualifying net investment hedges.

财务报表附注 (续) Notes to the Financial Statements (continued)

2. 主要会计政策摘要 (续) 2. Summary of significant accounting policies (continued)

2.4 外币换算 (续)

以公允价值变化计入损益的货币性证券的兑换差额会列作公允价值收益或亏损的一部分。对于被分类为可供出售,以外币为本位的货币性证券,其公允价值变动可分为源自证券摊余成本变动的兑换差额和证券账面值的其他兑换变动两部分。源自证券摊余成本变动的兑换差额会于收益表内确认,而证券账面值的其他兑换变动则被确认于其他全面收益。

对于非货币性项目(例如以公允价值变化计入损益的股权投资),其兑换差额会列作公允价值收益或亏损的一部分。而非货币性金融资产(例如可供出售股权投资)的兑换差额会包含在其他全面收益内。

所有本集团内非以港币为功能货币的企业,其业绩及财务状况按以下方式换算为港币:

- 资产及负债按会计结算日之收市汇率换算;
- 收入及支出按平均汇率换算;及
- 所有产生之换算差额通过其他全面收益于权益项目下之货币换算储备内确认。

于合并财务报表时,换算对外国企业之净投资、借款及其他被界定为对冲此投资的货币工具所产生之换算差额需列入其他全面收益。当出售该外国企业投资时,此外币兑换差额需列作为出售收益或亏损的一部分,并确认于收益表内。

2.4 Foreign currency translation (continued)

Translation differences on monetary securities held at fair value through profit or loss are reported as part of the fair value gain or loss. Changes in the fair value of monetary securities denominated in foreign currency classified as available-for-sale are analysed between translation differences resulting from changes in the amortised cost of the securities and other changes in the carrying amount of the securities. Translation differences related to changes in the amortised cost are recognised in the income statement, and other changes in the carrying amount are recognised in other comprehensive income.

Translation differences on non-monetary items, such as equities held at fair value through profit or loss, are reported as part of the fair value gain or loss. Translation differences on non-monetary financial assets such as equities classified as available-for-sale are included in other comprehensive income.

The results and financial position of all the Group entities that have a functional currency different from Hong Kong dollars are translated into Hong Kong dollars as follows:

- assets and liabilities are translated at the closing rate at the end of the reporting period;
- income and expenses are translated at average exchange rates; and
- all resulting exchange differences are recognised in the currency translation reserve in equity through other comprehensive income.

On consolidation, exchange differences arising from the translation of the net investment in foreign entities, and of borrowings and other currency instruments designated as hedges of such investments are taken to other comprehensive income. When a foreign entity is sold, such exchange differences are recognised in the income statement, as part of the gain or loss on sale.

财务报表附注（续） Notes to the Financial Statements (continued)

2. 主要会计政策摘要（续） 2. Summary of significant accounting policies (continued)

2.5 衍生金融工具及对冲会计

衍生金融工具以衍生交易合同签订当日的公允价值进行初始确认，并以公允价值进行后续计量。公允价值从活跃市场上的公开市场报价中取得，包括最近的市场交易，或通过使用估值方法，包括贴现现金流量分析模型、期权定价模型（如适用）。当公允价值为正值时，衍生金融工具将被列为资产；当公允价值为负值时，则被列为负债。

若干衍生金融工具会嵌藏在其他的金融工具中，当其经济特征和风险与主合同没有紧密关联，而主合同并非以公允价值变化计入损益时，这些嵌藏式衍生金融工具需要单独以公允价值计量，并且其公允价值变动计入收益表。

除非衍生金融工具已被界定为用作对冲，并且是属于有效之对冲工具，则需按对冲会计之要求计量，否则，将被分类为持作交易用途，其公允价值变动即时于收益表内确认。

2.5 Derivative financial instruments and hedge accounting

Derivatives are initially recognised at fair value on the date the derivative contract is entered into and are subsequently re-measured at fair value. Fair values are obtained from quoted market prices in active markets, including recent market transactions, and through the use of valuation techniques, including discounted cash flow models and option pricing models, as appropriate. All derivatives are carried as assets when fair value is positive and as liabilities when fair value is negative.

Certain derivatives embedded in other financial instruments are treated as separate derivatives when their economic characteristics and risks are not closely related to those of the host contract and the host contract is not carried at fair value through profit or loss. These embedded derivatives are measured at fair value with changes in fair value recognised in the income statement.

Derivatives are categorised as held for trading and changes in their fair value are recognised immediately in the income statement unless they are designated as hedges and are effective hedging instruments, then they are subject to measurement under the hedge accounting requirements.

财务报表附注（续） Notes to the Financial Statements (continued)

2. 主要会计政策摘要（续） 2. Summary of significant accounting policies (continued)

2.5 衍生金融工具及对冲会计 （续）

对于被界定为对冲工具，并有效地对冲的衍生金融工具，确认其收益或亏损的方法是按被对冲项目的性质而定。本集团界定若干衍生金融工具为以下其中一项：

- (a) 对冲已确认之资产、负债或为确切承担之公平值作对冲（公平值对冲）；或
- (b) 对冲与已确认之资产、负债相关，或与高度可能发生的预期交易相关，并高度可能发生的未来现金流的某一特定风险（现金流对冲）。

被界定为此类对冲之衍生金融工具，会采用对冲会计入账。

本集团于交易发生时记录对冲工具与相关被对冲项目之关系、风险管理目的和进行各类对冲交易所采取之策略。本集团并于对冲活动发生时及期间，评估有关衍生金融工具能否高度有效地抵销相关被对冲项目之公平值或现金流变动，并作出记录。此等乃符合采用对冲会计方法处理之先决条件。

2.5 Derivative financial instruments and hedge accounting (continued)

For derivative instruments designated as hedging instrument and are effectively hedged, the method of recognising the resulting fair value gain or loss depends on the nature of the item being hedged. The Group designates certain derivatives as either:

- (a) hedges of the fair value of recognised assets or liabilities or firm commitments (fair value hedge); or
- (b) hedges of a particular risk associated with a highly probable future cash flows attributable to a recognised asset or liability, or a highly probable forecasted transaction (cash flow hedge).

Hedge accounting is used for derivatives designated in this way.

The Group documents at inception the relationship between hedging instruments and hedged items, as well as its risk management objective and strategy for undertaking various hedge transactions. The Group also documents its assessment, both at the hedge inception and on an ongoing basis, of whether the derivatives that are used in hedging transactions are highly effective in offsetting changes in fair values or cash flows of hedged items. These criteria should be met before a hedge can be qualified to be accounted for under hedge accounting.

财务报表附注（续） Notes to the Financial Statements (continued)

2. 主要会计政策摘要（续） 2. Summary of significant accounting policies (continued)

2.5 衍生金融工具及对冲会计 （续）

(a) 公允价值对冲

被界定为有效之公允价值对冲，其衍生金融工具之公允价值变动，连同被对冲风险之资产或负债相关之公允价值变动，一并于收益表内确认。

当公允价值对冲会计被应用于定息金融负债时，金融负债的账面值会按已被衍生工具对冲的利率风险的公允价值变动金额而调整，而不是以摊余成本列账，该账面值的调整与用作对冲之衍生工具的公允价值变化，将一并于收益表内确认。

若对冲不再符合对冲会计之要求或对冲关系终止，但并非基于被对冲项目还款等原因而终止确认，则尚未完成摊销的被对冲项目账面值调整余额（即在对冲关系终止时，被对冲项目的账面值，与假设对冲从没有存在的情况下的账面值，两者之间的差异），将按被对冲项目的剩余年期，以实际利息法被摊销至收益表内。如被对冲项目被终止确认，未完成摊销的账面值调整余额将即时于收益表内确认。

2.5 Derivative financial instruments and hedge accounting (continued)

(a) Fair value hedge

Changes in the fair value of derivatives that are designated and qualified as effective fair value hedges are recorded in the income statement, together with any changes in the fair value of the hedged asset or liability that are attributable to the hedged risk.

When fair value hedge accounting is applied to fixed rate financial liabilities, the carrying values of the financial liabilities are adjusted for changes in fair value that are attributable to the interest rate risk being hedged with the derivative instruments rather than carried at amortised cost, such carrying value adjustment is recognised in the income statement together with the changes in fair value of the hedging derivatives.

If the hedge relationship no longer meets the criteria for hedge accounting or is terminated for reasons other than derecognition e.g. due to repayment of the hedged item, the unamortised carrying value adjustment (the difference between the carrying value of the hedged item at the time of termination and the value at which it would have been carried had the hedge never existed) to the hedged item is amortised to the income statement over the remaining life of the hedged item by the effective interest method. If the hedged item is derecognised, the unamortised carrying value adjustment is recognised immediately in the income statement.

财务报表附注（续） Notes to the Financial Statements (continued)

2. 主要会计政策摘要（续） 2. Summary of significant accounting policies (continued)

2.5 衍生金融工具及对冲会计 （续）

2.5 Derivative financial instruments and hedge accounting (continued)

(b) 现金流对冲

(b) Cash flow hedge

对于已被界定为符合采用现金流对冲，并且有效的衍生金融工具，其公允价值变动的有效部分将会于其他全面收益内确认及于权益内累计。无效部分的收益或亏损即时于收益表内确认。于权益内累计的金额，会于被对冲项目影响损益期间重新分类至收益表内。

The effective portion of changes in the fair value of derivatives that are designated and qualified as cash flow hedges are recognised in other comprehensive income and accumulated in equity. The gain or loss relating to the ineffective portion is recognised immediately in the income statement. Amounts accumulated in equity are reclassified to the income statement in the periods when the hedged item affects profit or loss.

当对冲工具到期或被出售，或当对冲不再符合对冲会计之要求，任何已记入权益的累计收益或亏损仍保留于权益内，直至预期交易最终被确认时，才确认于收益表内。当预期交易预计不会再发生时，累计于权益的收益或亏损会即时被重新分类至收益表内。

When a hedging instrument expires or is sold, or when a hedge no longer meets the criteria for hedge accounting, any accumulated gain or loss existing in equity at that time remains in equity and is recognised in the income statement when the forecast transaction is ultimately recognised in the income statement. When a forecast transaction is no longer expected to occur, the accumulated gain or loss that was reported in equity is immediately reclassified to the income statement.

(c) 净投资对冲

(c) Net investment hedge

对海外运作净投资对冲与现金流对冲的处理方法相似。对冲工具有效对冲部分的收益或亏损，会于其他全面收益内确认及于权益内累计；无效部分的收益或亏损即时于收益表内确认。之前于其他全面收益中累计的收益或亏损金额会列作出售收益或亏损的一部分，并于出售海外运作时被重新分类至收益表内。

Hedges of net investments in foreign operations are accounted for in a similar way to cash flow hedges. A gain or loss on the effective portion of the hedging instrument is recognised in other comprehensive income and accumulated in equity; a gain or loss on the ineffective portion is recognised immediately in the income statement. Accumulated gains and losses previously recognised in other comprehensive income are reclassified to the income statement upon disposal of the foreign operation as part of the gain or loss on disposal.

财务报表附注 (续) Notes to the Financial Statements (continued)

2. 主要会计政策摘要 (续) 2. Summary of significant accounting policies (continued)

2.6 金融工具之抵销

若存在法律上可行使的权利，可对已确认入账之项目进行抵销，且有意以净额方式结算，或将资产变现并同时清偿债务，则金融资产及负债可予抵销，并把净额于资产负债表内列账。

2.7 利息收入及支出、服务费及佣金收入及支出

所有金融资产和金融负债，其利息收入和支出按实际利息法在收益表中确认。

实际利息法是一种计算金融资产或金融负债的摊余成本以及在相关期间分摊利息收入或利息支出的方法。实际利率是在金融工具预计到期日或较短期间（如适用）内，将其未来收到或付出的现金流贴现为金融资产或金融负债账面净额所使用的利率。在计算实际利率时，本集团在估计未来现金流时，会考虑金融工具的所有合同条款（如提前还款权或为住宅按揭贷款客户提供的优惠），但不会考虑未来的信用损失。计算范围包括订约各方所支付或所收取的费用、溢价或折让和点子，以及贷款贷出时产生而属于整体有效利息一部分之相关费用及成本。

对于所有以利率为被对冲风险的对冲交易，源自定息债务证券或定息后偿票据等被对冲工具的利息收入或利息支出，与源自利率互换等对冲工具的利息收入 / 支出合并，以净额为基准作出披露。

2.6 Offsetting financial instruments

Financial assets and liabilities are offset and the net amount reported in the balance sheet when there is a legally enforceable right to offset the recognised amounts and there is an intention to settle on a net basis, or realise the asset and settle the liability simultaneously.

2.7 Interest income and expense and fee and commission income and expense

Interest income and expense are recognised in the income statement for all financial assets and financial liabilities using the effective interest method.

The effective interest method is a method of calculating the amortised cost of a financial asset or a financial liability and of allocating the interest income or interest expense over the relevant period. The effective interest rate is the rate that exactly discounts estimated future cash payments or receipts through the expected life of the financial instrument or, when appropriate, a shorter period to the net carrying amount of the financial asset or financial liability. When calculating the effective interest rate, the Group estimates future cash flows considering all contractual terms of the financial instrument (e.g. prepayment options or incentives relating to residential mortgage loans) but does not consider future credit losses. The calculation includes fees, premiums or discounts and basis points paid or received between parties to the contract, and directly attributable origination fees and costs which represent an integral part of the effective yield.

For all hedge transactions where interest rate is the hedged risk, interest income or interest expense from hedged instruments such as fixed rate debt securities or fixed rate subordinated notes are disclosed on a net basis together with net interest income/expense arising from the hedging instrument such as interest rate swap.

财务报表附注 (续) Notes to the Financial Statements (continued)

2. 主要会计政策摘要 (续) 2. Summary of significant accounting policies (continued)

2.7 利息收入及支出、服务费及佣金收入及支出 (续)

当一项金融资产或一组类似的金融资产确认减值损失后，会按照计量减值损失时对未来现金流进行贴现时使用的利率，按折减后之价值确认利息收入。而日后释出之贴现准备亦将确认为利息收入。

不属于整体有效利息一部分的服务费及佣金收入及支出，例如行政费、资产管理费和托管服务费，通常在提供相关服务时，以应计基准按比例地于服务期间内确认。当银团贷款安排已完成且本集团未保留任何贷款或按其他银团成员相同的实际利率保留部分贷款时，银团贷款服务费确认为收入。

2.8 金融资产

本集团将金融资产分为四类：以公允价值变化计入损益之金融资产、贷款及应收款、持有至到期日证券和可供出售金融资产。管理层在初始确认时即对金融资产进行分类。金融资产是按持有目的作分类，并以公允价值作初始确认。除以公允价值变化计入损益之金融资产外，其他金融资产之交易成本均已包含于摊余成本内。

2.7 Interest income and expense and fee and commission income and expense (continued)

Once a financial asset or a group of similar financial assets has been written down as a result of an impairment loss, interest income is recognised on the written down value using the rate of interest used to discount the future cash flows for the purpose of measuring the impairment loss. Subsequent unwinding of the discount allowance is recognised as interest income.

Fee and commission income and expenses that are not an integral part of the effective yield are recognised on an accrual basis ratably over the period when the related service is provided, such as administrative fee, asset management fee and custody services fee. Loan syndication fees are recognised as revenue when the related syndication arrangement has been completed and the Group has retained no part of the loan package for itself or has retained a part at the same effective interest rate as that of other participants.

2.8 Financial assets

The Group classifies its financial assets into the following four categories: financial assets at fair value through profit or loss, loans and receivables, held-to-maturity securities and available-for-sale financial assets. The Management determines the classification of investments at initial recognition. The classification depends on the purpose for which the financial assets are held. All financial assets are recognised initially at fair value. Except for financial assets carried at fair value through profit or loss, all transaction costs of financial assets are included in their amortised costs.

财务报表附注（续） **Notes to the Financial Statements (continued)**

2. 主要会计政策摘要（续） **2. Summary of significant accounting policies (continued)**

2.8 金融资产（续）

2.8 Financial assets (continued)

(1) 以公允价值变化计入损益之金融资产

这类金融资产包括两个细项：持作交易用途的金融资产，以及购入时即界定为以公允价值变化计入损益之金融资产。

如果取得该金融资产主要是以短期沽售为目的，或属于组合一部分并共同管理的可识别金融工具，若有证据表明其短期获利行为，则被分类为持作交易用途。除被界定为有效对冲工具外，所有衍生金融工具均被分类为持作交易用途类别。

(1) Financial assets at fair value through profit or loss

This category has two sub-categories: financial assets held for trading, and those designated at fair value through profit or loss at inception.

A financial asset which has been acquired or incurred principally for the purpose of selling in the short term or is part of a portfolio of identified financial instruments that are managed together and for which there is evidence of a recent actual pattern of short-term profit-taking is classified as held for trading. Derivatives are also classified as held for trading unless they are designated as effective hedges.

财务报表附注（续） Notes to the Financial Statements (continued)

2. 主要会计政策摘要（续） 2. Summary of significant accounting policies (continued)

2.8 金融资产（续）

2.8 Financial assets (continued)

(1) 以公允价值变化计入损益之金融资产（续）

(1) Financial assets at fair value through profit or loss (continued)

除持作交易用途的金融资产外，如能满足以下其中之一项条件，金融资产会被管理层界定为以公允价值变化计入损益之金融资产：

A financial asset, other than one held for trading, will be designated as a financial asset at fair value through profit or loss, if it meets one of the criteria set out below, and is so designated by the Management:

- 可以消除或明显减少因按不同基准计量金融资产之价值，或确认其收益或亏损，而出现不一致之计量或确认情况（一般被称为「会计错配」）；或
- 应用于一组金融资产、金融负债、或两者兼有的组合，其管理是依据事先书面确立的风险管理或投资策略来运作，其表现是按公允价值为基础来衡量，并按此基础将该组金融工具之资讯向主要管理层作出内部报告；或
- 与包含一个或多个嵌藏式衍生金融工具的金融资产相关，且这些嵌藏式衍生金融工具对该等金融资产的现金流产生重大影响。

- eliminates or significantly reduces a measurement or recognition inconsistency (sometimes referred to as “an accounting mismatch”) that would otherwise arise from measuring the financial assets or recognising the gains and losses on them on different bases; or
- applies to a group of financial assets, financial liabilities or both that is managed and its performance is evaluated on a fair value basis, in accordance with a documented risk management or investment strategy, and information about the group is provided internally on that basis to the key management; or
- relates to financial assets containing one or more embedded derivative that significantly modifies the cash flow resulting from those financial assets.

这些资产以公允价值进行初始确认，交易费用直接计入收益表，并以公允价值进行后续计量。

These assets are recognised initially at fair value, with transaction costs taken directly to the income statement, and are subsequently re-measured at fair value.

财务报表附注 (续) Notes to the Financial Statements (continued)

2. 主要会计政策摘要 (续) 2. Summary of significant accounting policies (continued)

2.8 金融资产 (续)

2.8 Financial assets (continued)

(1) 以公允价值变化计入损益之金融资产 (续)

(1) Financial assets at fair value through profit or loss (continued)

该等资产的公允价值变化所产生的损益 (不包括利息部分) 计入净交易性收益 / 亏损或界定为以公允价值变化计入损益之金融工具净收益 / 亏损。而利息部分则计入作为利息收入之一部分。此类资产项下之股份权益工具, 其股息于本集团收取股息之权利确定时, 于净交易性收益 / 亏损或界定为以公允价值变化计入损益之金融工具净收益 / 亏损内确认。

Gains and losses from changes in the fair value of such assets (excluding the interest component) are reported in net trading gain/loss or net gain/loss on financial instruments designated at fair value through profit or loss. The interest component is reported as part of interest income. Dividends on equity instruments of this category are also recognised in net trading gain/loss or net gain/loss on financial instruments designated at fair value through profit or loss when the Group's right to receive payment is established.

(2) 贷款及应收款

(2) Loans and receivables

贷款及应收款是指具有固定或可确定支付金额且不在活跃市场报价的非衍生金融资产, 主要包括银行及其他金融机构结余及存款、没有活跃市场的债券投资和客户贷款及应收款。当本集团直接向债务人提供资金、货品或服务, 而没有出售应收款的意图时, 本集团将其确认为贷款及应收款。贷款及应收款以公允价值加上直接相关的交易费用进行初始入账, 并以采用实际利息法计算的摊余成本扣除减值损失准备进行后续计量。

Loans and receivables are non-derivative financial assets with fixed or determinable payments that are not quoted in an active market, including placements with and advances to banks and other financial institutions, investment debt securities without an active market and loans and advances to customers. They arise when the Group provides money, goods or services directly to a debtor with no intention of trading the receivable. They are initially recorded at fair value plus any directly attributable transaction costs and are subsequently measured at amortised cost using the effective interest method less allowances for impairment losses.

财务报表附注 (续) Notes to the Financial Statements (continued)

2. 主要会计政策摘要 (续) 2. Summary of significant accounting policies (continued)

2.8 金融资产 (续)

2.8 Financial assets (continued)

(3) 持有至到期日投资

分类为持有至到期日投资类别是指能于活跃市场中买卖, 并拥有固定或可确定之还款额及还款期, 以及本集团管理层有意向及能力持有至到期日之金融资产。如本集团所出售的持有至到期日投资(i)并非因不受本集团控制、非经常性及本集团不能合理预期的个别事件而出售, 例如发行人信用状况严重变坏, 法定或监管要求重大改变; 或(ii)占持有至到期日资产中多于不重大部分, 则整个资产类别将受到影响, 需要重新分类至可供出售金融资产。持有至到期日投资以公平值加上直接相关的交易费用进行初始入账, 并以实际利息法计算的摊余成本扣除减值损失准备进行后续计量。

(3) Held-to-maturity

Financial assets classified as held-to-maturity are those traded in active markets, with fixed or determinable payments and fixed maturities that the Group's Management has both the positive intention and the ability to hold to maturity. Where the Group sold held-to-maturity assets (i) other than due to an isolated event beyond the Group's control, non-recurring and could not have been reasonably anticipated by the Group, such as a significant deterioration in the issuer's creditworthiness, significant change in statutory or regulatory requirement or (ii) other than an insignificant amount of held-to-maturity assets, the entire category would be tainted and reclassified as available-for-sale. They are initially recorded at fair value plus any directly attributable transaction costs, and are subsequently measured at amortised cost using the effective interest method less allowances for impairment losses.

财务报表附注 (续) Notes to the Financial Statements (continued)

2. 主要会计政策摘要 (续) 2. Summary of significant accounting policies (continued)

2.8 金融资产 (续)

2.8 Financial assets (continued)

(4) 可供出售金融资产

(4) Available-for-sale

可供出售金融资产包括界定为此类的金融资产以及不属于以上分类的金融资产。此等金融资产的持有期限不确定，但有可能依据流动资金需求或利率、汇率及权益价格的变动而被出售。

Financial assets classified as available-for-sale are those that are either designated as such or are not classified in any of the other categories. They are intended to be held for an indefinite period of time but may be sold in response to needs for liquidity or changes in interest rates, exchange rates or equity prices.

可供出售金融资产以公允价值加上直接相关的交易费用进行初始入账，并以公允价值进行后续计量。因该等投资之公允价值变化而产生之未实现收益或亏损直接确认在其他全面收益中；当该类金融资产终止确认或减值时，之前确认于权益储备中的累计收益或亏损将转入收益表内。惟包括折溢价摊销的利息收入将按照实际利息法计算确认在收益表中。分类为可供出售之股份权益工具，其股息于本集团收取股息之权利确定时于其他经营收入内确认。

Available-for-sale financial assets are initially recorded at fair value plus any directly attributable transaction costs, and are subsequently measured at fair value. Unrealised gains and losses arising from changes in the fair value of investments are recognised directly in other comprehensive income, until the financial asset is derecognised or impaired at which time the accumulated gain or loss previously recognised in equity should be transferred to the income statement. However, interest income which includes the amortisation of premium and discount is calculated using the effective interest method and is recognised in the income statement. Dividends on equity instruments classified as available-for-sale are recognised in other operating income when the Group's right to receive payment is established.

若一项金融资产由可供出售类别重新分类，重新分类日的公允价值将成为新分类项下的摊余成本。而之前在可供出售分类项下已记入其他全面收益之盈亏，则于相关投资的剩余年期内以实际利息法摊销至损益。新摊余成本与到期当日之余额的差额，亦在该金融资产的剩余年期内，以实际利息法摊销。若该金融资产随后发生减值时，原已记入其他全面收益的相关金额即时重分类至损益。

For a financial asset reclassified from the available-for-sale category, the fair value carrying amount at the date of reclassification becomes its new amortised cost and any previous gain or loss on that asset that has been recognised in other comprehensive income is amortised to profit or loss over the remaining life of the investment using the effective interest method. Any difference between the new amortised cost and the maturity amount is also amortised over the remaining life of the financial asset using the effective interest method. If the financial asset is subsequently determined to be impaired, the amount recorded in other comprehensive income is reclassified to profit or loss immediately.

财务报表附注 (续) Notes to the Financial Statements (continued)

2. 主要会计政策摘要 (续) 2. Summary of significant accounting policies (continued)

2.8 金融资产 (续)

2.8 Financial assets (continued)

(4) 可供出售金融资产 (续)

(4) Available-for-sale (continued)

可供出售证券的兑换差额的处理方法已详列于附注 2.4。

The treatment of translation differences on available-for-sale securities is dealt with in Note 2.4.

2.9 金融负债

2.9 Financial liabilities

本集团按以下类别分类金融负债：交易性负债、界定为以公允价值变化计入损益之金融负债、存款、已发行债务证券、后偿负债及其他负债。所有金融负债于交易发生时界定其分类并以公允价值进行初始确认。

The Group classifies its financial liabilities under the following categories: trading liabilities, financial liabilities designated at fair value through profit or loss, deposits, debt securities in issue, subordinated liabilities, and other liabilities. All financial liabilities are classified at inception and recognised initially at fair value.

(1) 交易性负债

(1) Trading liabilities

旨在短期内购回之金融负债被分类为持作交易用途之负债。除被界定为有效对冲工具外，所有衍生金融工具均被分类为持作交易用途类别。交易性负债以公允价值列账，公允价值之变动所产生的收益或亏损确认于收益表内。

A financial liability is classified as held for trading if it is incurred principally for the purpose of repurchasing in the short term. Derivatives are also classified as held for trading unless they are designated as effective hedges. It is measured at fair value and any gains and losses from changes in fair value are recognised in the income statement.

财务报表附注（续） Notes to the Financial Statements (continued)

2. 主要会计政策摘要（续） 2. Summary of significant accounting policies (continued)

2.9 金融负债（续）

(2) 界定为以公允价值变化计入损益之金融负债

金融负债于交易时被界定为以公允价值变化计入损益之金融负债。被界定为此类别之金融负债包括若干已发行之存款证及若干嵌藏衍生金融工具之客户存款。符合以下其中一项条件之金融负债一般会被界定为此类别：

- 可以消除或明显减少因按不同基准计量金融负债之价值，或确认其收益或亏损，而出现不一致之计量或确认情况（一般被称为「会计错配」）；或
- 应用于一组金融资产、金融负债、或两者兼有的组合，其管理是依据事先书面确立的风险管理或投资策略来运作，其表现是按公允价值为基础来衡量，并按此基础将该组金融工具之资讯向主要管理层作出内部报告；或
- 与包含一个或多个嵌藏式衍生金融工具之金融负债相关，且这些嵌藏式衍生金融工具对该等金融负债的现金流产生重大影响。

被界定为以公允价值变化计入损益之金融负债以公允价值列账，因公允价值变化而产生之收益或亏损确认于收益表内。

2.9 Financial liabilities (continued)

(2) Financial liabilities designated at fair value through profit or loss

A financial liability can be designated at fair value through profit or loss if it is so designated at inception. Financial liabilities so designated include certain certificates of deposit issued and certain deposits received from customers that are embedded with derivatives. A financial liability is so designated if it meets one of the following criteria:

- eliminates or significantly reduces a measurement or recognition inconsistency (sometimes referred to as “an accounting mismatch”) that would otherwise arise from measuring the financial liabilities or recognising the gains and losses on them on different bases; or
- applies to a group of financial assets, financial liabilities or both that is managed and its performance is evaluated on a fair value basis, in accordance with a documented risk management or investment strategy, and information about the group is provided internally on that basis to the key management; or
- relates to financial liabilities containing one or more embedded derivative that significantly modifies the cash flow resulting from those financial liabilities.

Financial liabilities designated at fair value through profit or loss are measured at fair value and any gains and losses from changes in fair value are recognised in the income statement.

财务报表附注（续） Notes to the Financial Statements (continued)

2. 主要会计政策摘要（续） 2. Summary of significant accounting policies (continued)

2.9 金融负债（续）

(3) 存款、已发行债务证券、后偿负债及其他负债

除被分类为交易性负债或以公允价值变化计入损益之金融负债外，其他存款、已发行债务证券、后偿负债及其他负债均以摊余成本列账。扣除交易费用后之净收款和赎回价值的差额（如有），按照实际利息法于期内在收益表中确认。

2.10 财务担保合约

财务担保合约是指签发人在指定的债务人未能根据持有人与债务人之间的债务合约条款而履行还款责任时，需向持有人偿付由此而产生之损失的指定付款。

财务担保合约以合约签发当日的公允价值初始确认为金融负债，并列示于财务报表内的「其他账项及准备」项下。及后，本集团之责任按以下两者之较高者计量：(i)根据香港会计准则第37号「准备、或然负债及或然资产」厘定之金额；及(ii)初始确认之金额减按直线法于担保有效期内确认之累计摊销（如适用）。财务担保合约负债的变动则于收益表中确认。

2.9 Financial liabilities (continued)

(3) Deposits, debt securities in issue, subordinated liabilities and other liabilities

Deposits and debt securities in issue, together with subordinated liabilities and other liabilities, other than those classified as trading liabilities or designated at fair value through profit or loss are carried at amortised cost. Any difference (if available) between proceeds net of transaction costs and the redemption value is recognised in the income statement over the period using the effective interest method.

2.10 Financial guarantee contracts

Financial guarantee contracts are contracts that require the issuer to make specified payments to reimburse the holder for a loss it incurs because a specified debtor fails to make payments when due, in accordance with the terms of a contract between the holder and the debtor.

Financial guarantee contracts are initially recognised as financial liabilities and reported under "Other accounts and provisions" in the financial statements at fair value on the date the guarantee was given. Subsequent to initial recognition, the Group's liabilities under such guarantees are measured at the higher of (i) the amount determined in accordance with HKAS 37 "Provisions, Contingent Liabilities and Contingent Assets" and (ii) the amount initially recognised less, where appropriate, accumulated amortisation recognised over the life of the guarantee on a straight-line basis. Any changes in the liability relating to financial guarantee contracts are taken to the income statement.

财务报表附注（续） Notes to the Financial Statements (continued)

2. 主要会计政策摘要（续） 2. Summary of significant accounting policies (continued)

2.11 金融工具的确认和终止

以公允价值变化计入损益之金融资产、可供出售及持有至到期日之证券，其买卖会于交易当日（即本集团购入或售出资产当日）确认。贷款及应收款（没有活跃市场的投资证券除外）于付出现金予借款人时确认。在从该等金融资产取得现金流之权利完结或本集团已转让实质上所有风险及回报时，将终止对该等金融资产之确认。当本集团未有转让或未有保留已转让金融资产之实质上所有风险及回报，但仍保留对其控制时，本集团会按持续参与的部分继续确认该等已转让的金融资产；若本集团已失去对其控制时，则终止确认。

交易性负债、被界定为以公允价值变化计入损益之金融负债，及已发行债务证券于交易当日确认。交易性负债以外的存款在收到客户款项时确认，而其他负债于有关责任产生时确认。只有当合约中的指定责任被履行、取消或到期，该金融负债才可从资产负债表上终止确认。如本集团回购本身的债务，则该债务将从资产负债表上终止，而该债务之账面值及支付金额的差额被确认为净交易性收益 / 亏损。

售出予交易对手之证券及票据，如根据回购协议，附有按预定价格并于将来指定时间回购之责任称为「回购」。而向交易对手购入之证券及票据，如根据回售协议，附有按预定价格于将来指定时间再出售予交易对手之责任则称为「反向回购」。

2.11 Recognition and derecognition of financial instruments

Purchases and sales of financial assets at fair value through profit or loss, available-for-sale and held-to-maturity securities are recognised on the trade date, the date on which the Group purchases or sells the assets. Loans and receivables (except investment securities without an active market) are recognised when cash is advanced to the borrowers. Financial assets are derecognised when the rights to receive cash flows from the financial assets have expired or where the Group has transferred substantially all risks and rewards of ownership. When the Group neither transfers nor retains substantially all the risks and rewards of ownership of the financial asset, the Group either continues to recognise the transferred financial asset to the extent of its continuing involvement if control remains or derecognise it if there is no retained control.

Trading liabilities, financial liabilities designated at fair value through profit or loss and debt securities in issue are recognised on the trade date. Deposits that are not trading liabilities are recognised when money is received from customers, other liabilities are recognised when such obligations arise. Financial liabilities are derecognised from the balance sheet when and only when the obligation specified in the contract is discharged, cancelled or expires. If the Group purchases its own debt, it is removed from the balance sheet, and the difference between the carrying amount of a liability and the consideration paid is included in net trading gain/loss.

Securities and bills sold to a counterparty with an obligation to repurchase at a pre-determined price on a specified future date under a repurchase agreement are referred to as repos. Securities and bills purchased from a counterparty with an obligation to re-sell to the counterparty at a pre-determined price on a specified future date under a resale agreement are referred to as reverse repos.

财务报表附注（续） Notes to the Financial Statements (continued)

2. 主要会计政策摘要（续） 2. Summary of significant accounting policies (continued)

2.11 金融工具的确认和终止 （续）

「回购」或借出证券于初始时按已向交易对手所取得之实际现金金额，列账于应付银行款项或银行及其他金融机构之存款及结余（如适用）。用作抵押回购协议之金融资产不会被终止确认，并仍列为投资证券或以公允价值变化计入损益之金融资产。「反向回购」或借入证券则于初始时按已付予交易对手之实际现金金额，于资产负债表内列为库存现金及应收银行款项或在银行及其他金融机构的结余及存款（如适用）。于反向回购协议下所收到用作抵押之金融资产将不会被确认于资产负债表上。出售价与回购价之差额则以实际利息法于协议年期内分期确认为利息收入或利息支出。

2.12 公允价值计量

本集团于每个会计结算日以公允价值计量房产及投资物业、贵金属及部分金融工具。公允价值是指在估值日当期集团可接触的主要交易市场或最有利之市场状况下，市场参与者进行有序交易出售资产或转移负债之价格。

计量资产或负债公允价值运用的假设为市场参与者在其最佳经济利益的情况下，所采用的资产或负债计价。

非金融资产之公允价值计量为考虑市场参与者使用该资产所产生的最高及最佳经济利益，或出售予另一市场参与者而该参与者可产生的最高及最佳经济利益。

2.11 Recognition and derecognition of financial instruments (continued)

Repos or securities lending are initially recorded as due to banks, placements from banks and other financial institutions, as appropriate, at the actual amount of cash received from the counterparty. Financial assets given as collateral for repurchase agreements are not derecognised and are recorded as investment in securities or financial assets at fair value through profit or loss. Reverse repos or securities borrowing are initially recorded in the balance sheet as cash and due from banks or placements with banks and other financial institutions, as appropriate, at the actual amount of cash paid to the counterparty. Financial assets received as collateral under reverse repurchase agreements are not recognised on the balance sheet. The difference between sale and repurchase price is recognised as interest income or interest expense over the life of the agreements using the effective interest method.

2.12 Fair value measurement

The Group measures its premises and investment properties, precious metals and certain financial instruments at fair value at the end of each reporting period. Fair value is the price that would be received to sell an asset or paid to transfer a liability in an orderly transaction between market participants in its principal market or the most advantageous market accessible by the Group at the measurement date.

The fair value of an asset or a liability is measured using the assumptions that market participants would use when pricing the asset or liability, assuming that market participants act in their economic best interest.

A fair value measurement of a non-financial asset takes into account a market participant's ability to generate economic benefits by using the asset in its highest and best use or by selling it to another market participant that would use the asset in its highest and best use.

财务报表附注 (续) Notes to the Financial Statements (continued)

2. 主要会计政策摘要 (续) 2. Summary of significant accounting policies (continued)

2.12 公允价值计量 (续)

若资产或负债所处之市场并不活跃，本集团会在合适并有足够数据的情况下，采用估值方法厘定其公允价值，包括运用当时之公平市场交易、贴现现金流量分析、期权定价模型及其他市场参与者通用之估值方法，并会尽可能使用市场上可观察的相关参数，避免使用不可观察的参数。

2.13 贵金属

贵金属包括黄金、银及其他贵金属。贵金属以其公允价值作初始确认和其后重估。贵金属于进行市场划价后所产生之收益或亏损，将包括于净交易性收益 / 亏损内。

2.12 Fair value measurement (continued)

If the market for assets or liabilities is not active, the Group uses valuation techniques, include the use of recent arm's length transactions, discounted cash flow analysis, option pricing models and other valuation techniques commonly used by market participants, that are appropriate in the circumstances and for which sufficient data are available to measure fair value, maximising the use of relevant observable inputs and minimising the use of unobservable inputs.

2.13 Precious metals

Precious metals comprise gold, silver and other precious metals. Precious metals are initially recognised and subsequently re-measured at fair value. Mark-to-market gains or losses on precious metals are included in net trading gain/loss.

财务报表附注（续） Notes to the Financial Statements (continued)

2. 主要会计政策摘要（续） 2. Summary of significant accounting policies (continued)

2.14 金融资产减值

本集团于每个会计结算日对个别或一组金融资产是否存在减值的客观证据进行评估。当有客观减值证据表明金融资产在初始确认后因发生一项或多项事件（「损失事件」），且该损失事件对可靠估计该项金融资产或该组金融资产的预计未来现金流产生影响时，则该项或该组金融资产被认定为已发生减值并出现减值损失。显示个别或一组金融资产可能出现减值之客观证据包括本集团已注意到相关可供观察资料之以下可能出现之损失事件：

- (i) 发行人或欠债人遇到严重财政困难；
- (ii) 违约，例如逾期或拖欠利息或本金还款；
- (iii) 因应与借款人之财政困难相关之经济或法律原因，本集团给予借款人在一般情况下放款人不予考虑之优惠条件；
- (iv) 借款人有可能破产或进行其他财务重组；
- (v) 因财政困难致使该金融资产之活跃市场消失或其投资评级被降至投资级别以下；或

2.14 Impairment of financial assets

The Group assesses as at the end of each reporting period whether there is objective evidence that a financial asset or group of financial assets is impaired. A financial asset or a group of financial assets is impaired and impairment losses are incurred if, and only if, there is objective evidence of impairment as a result of one or more events that occurred after the initial recognition of the asset (a "loss event") and that loss event (or events) has an impact on the estimated future cash flows of the financial asset or group of financial assets that can be reliably estimated. Objective evidence that a financial asset or group of financial assets may be impaired includes observable data that comes to the attention of the Group about the following probable loss events:

- (i) significant financial difficulty of the issuer or obligor;
- (ii) a breach of contract, such as a default or delinquency in interest or principal payment;
- (iii) the Group granting to the borrower, for economic or legal reasons relating to the borrower's financial difficulty, a concession that the lender would not otherwise consider;
- (iv) it becoming probable that the borrower will enter into bankruptcy or other financial reorganisation;
- (v) the disappearance of an active market or downgrading below investment grade level for that financial asset because of financial difficulties; or

财务报表附注（续） Notes to the Financial Statements (continued)

2. 主要会计政策摘要（续） 2. Summary of significant accounting policies (continued)

2.14 金融资产减值（续）

(vi) 可察觉的资料显示某一金融资产组合所产生之未来预计现金流量将较最初确认时有可量度之下降，虽然有关下降并未能明确为该组合内之个别金融资产。资料包括：

- 该组合之供款人之还款状况有不利转变；或
- 与该组合资产之逾期还款相关之全国性或本地经济状况。

(1) 以摊余成本计量的资产

本集团首先对单项金额重大的金融资产是否存在减值的客观证据进行个别评估。如果本集团没有发现客观证据表明进行个别评估的金融资产存在减值情况，本集团将其连同其他单项金额不重大的金融资产或尚未识别减值的金融资产包括在具有类似信贷风险特征的金融资产组别中，进行组合减值评估。经个别进行减值评估并且已确认或继续确认减值损失的资产，不再纳入组合减值评估的范围。

2.14 Impairment of financial assets (continued)

(vi) observable data indicating that there is a measurable decrease in the estimated future cash flows from a group of financial assets since the initial recognition of those assets, although the decrease cannot yet be identified with the individual financial assets in the group, including:

- adverse changes in the payment status of borrowers in the group; or
- national or local economic conditions that correlate with defaults on the assets in the group.

(1) Assets carried at amortised cost

The Group first assesses whether objective evidence of impairment exists individually for financial assets that are individually significant. If the Group determines that no objective evidence of impairment exists for an individually assessed financial asset, it includes the asset in a group of financial assets with similar credit risk characteristics and collectively assesses them for impairment together with all other financial assets that are not individually significant or for which impairment has not yet been identified. Assets that are individually assessed for impairment and for which an impairment loss is or continues to be recognised are not included in a collective assessment of impairment.

财务报表附注 (续) Notes to the Financial Statements (continued)

2. 主要会计政策摘要 (续) 2. Summary of significant accounting policies (continued)

2.14 金融资产减值 (续)

(1) 以摊余成本计量的资产 (续)

如果有客观证据表明贷款及应收款或持有至到期日证券已发生减值损失, 则其减值损失将按照该资产的账面金额与该金融资产按原来实际利率贴现后的预计未来现金流 (不包括尚未发生的未来信用损失) 的现值之间的差额进行计量。减值损失通过使用准备金来减少该资产的账面金额, 并确认于收益表内。如果贷款或持有至到期日证券为浮动利率, 用于计量减值损失的贴现率为按合约确定的当前实际利率。实务上, 本集团亦可以采用观察到的市场价值确定某项金融工具的公平值, 并以此作为基准计算减值。

附有抵押品的金融资产之预计未来现金流的现值包含按照止赎抵押品的价值扣除获取和出售该抵押品之成本后的现金流。

本集团在进行组合减值评估时, 将根据信贷风险特征的相似性和相关性对金融资产进行分组。此等特征与预计该等资产组合之未来现金流相关, 可以反映债务人按照该等被评估资产的合约条款偿还所有到期金额的能力。

2.14 Impairment of financial assets (continued)

(1) Assets carried at amortised cost (continued)

If there is objective evidence that an impairment loss on loans and receivables or held-to-maturity securities has been incurred, the amount of the loss is measured as the difference between the asset's carrying amount and the present value of estimated future cash flows (excluding future credit losses that have not been incurred), discounted at the financial asset's original effective interest rate. The carrying amount of the asset is reduced through the use of an allowance account and the amount of the loss is recognised in the income statement. If a loan or held-to-maturity security has a variable interest rate, the discount rate for measuring any impairment loss is the current effective interest rate determined under the contract. As a practical expedient, the Group may measure impairment on the basis of an instrument's fair value using an observable market price.

The calculation of the present value of the estimated future cash flows of a collateralised financial asset reflects the cash flows that may result from foreclosure less costs for obtaining and selling the collateral.

For the purposes of a collective assessment of impairment, financial assets are grouped on the basis of similar and relevant credit risk characteristics. Those characteristics are relevant to the estimation of future cash flows for groups of such assets by being indicative of the debtors' ability to pay all amounts due according to the contractual terms of the assets being evaluated.

财务报表附注 (续) Notes to the Financial Statements (continued)

2. 主要会计政策摘要 (续) 2. Summary of significant accounting policies (continued)

2.14 金融资产减值 (续)

(1) 以摊余成本计量的资产 (续)

对一组金融资产进行组合减值评估测算时,其预计未来现金流乃按该组资产的合约现金流以及于本集团内与该组金融资产具有类似信贷风险特征的资产的历史损失经验为基准。以上历史损失经验将根据当期可观察数据进行调整,以反映并不会影响该段历史损失期间的当前情况,及从历史损失经验数据中移除那些当期已不存在的影响事项。

当贷款无法收回时,在完成所有必要程序及确定损失金额后,本集团对该等贷款进行撤销,冲减相应的贷款损失减值准备。撤销后收回的贷款金额冲减在收益表中的贷款减值损失。

如果在以后的会计报表期间,减值损失的金额减少,且该等减少与确认减值后发生的事件有客观关联(例如债务人信用等级的改善),则之前已确认的减值损失可按不多于该之前已减值之金额,通过调整准备金予以回拨,回拨的金额于收益表内确认。

当贷款条款经重新商订后与原来出现重大差异时,该贷款不再被视为逾期贷款,而作为新贷款处理。

2.14 Impairment of financial assets (continued)

(1) Assets carried at amortised cost (continued)

Future cash flows in a group of financial assets that are collectively evaluated for impairment are estimated on the basis of the contractual cash flows of the assets in the group and historical loss experience for assets with credit risk characteristics similar to those in the group. Historical loss experience is adjusted on the basis of current observable data to reflect the effects of current conditions that did not affect the period on which the historical loss experience is based and to remove the effects of conditions in the historical period that do not exist currently.

When a loan is uncollectible, it is written off against the related allowance for impairment losses. Such loans are written off after all the necessary procedures have been completed and the amount of the loss has been determined. Subsequent recoveries of amounts previously written off decrease the amount of impairment losses in the income statement.

If, in a subsequent period, the amount of allowance for impairment losses decreases and the decrease can be related objectively to an event occurring after the impairment loss was recognised (such as an improvement in the debtor's credit rating), the previously recognised impairment loss to the extent of its decrease is reversed by adjusting the allowance account. The amount of the reversal is recognised in the income statement.

Loans whose terms have been renegotiated with substantial difference in the terms are no longer considered to be past due but are treated as new loans.

财务报表附注（续） Notes to the Financial Statements (continued)

2. 主要会计政策摘要（续） 2. Summary of significant accounting policies (continued)

2.14 金融资产减值（续）

(2) 被分类为可供出售的资产

如可供出售金融资产存在减值证据时，其累计亏损—即其购入成本或摊余成本与现时公允价值之差额，扣除该金融资产之前已记入收益表内之累计减值损失—需从权益储备拨转至收益表内。对于被界定为可供出售的股权投资，在决定其是否出现减值时，会考虑其公允价值是否严重地或长期地低于其成本。如日后被分类为可供出售金融资产之债务工具之公允价值增加，并与收益表确认减值后发生之事项有客观关联，有关之减值损失可按不多于该之前已减值之金额于收益表内回拨。至于股份权益工具方面，之后的公允价值变化会透过其他全面收益确认于可供出售证券公允价值变动储备，减值损失不会通过收益表回拨。

2.14 Impairment of financial assets (continued)

(2) Assets classified as available-for-sale

If evidence of impairment exists for available-for-sale financial assets, the accumulated losses, measured as the difference between the acquisition cost or amortised cost and the current fair value, less any impairment loss on that financial asset previously recognised in the income statement, is removed from equity and recognised in the income statement. In the case of equity investments classified as available-for-sale, a significant or prolonged decline in the fair value of the security below its cost is considered in determining whether the assets are impaired. If, in a subsequent period, the fair value of a debt instrument classified as available-for-sale increases and the increase can be objectively related to an event occurring after the impairment loss was recognised in the income statement, the impairment loss to the extent of its decrease is reversed through the income statement. With respect to equity instruments, further fair value changes are recognised in the reserve for fair value change of available-for-sale securities through other comprehensive income, impairment losses are not reversed through the income statement.

财务报表附注（续） Notes to the Financial Statements (continued)

2. 主要会计政策摘要（续） 2. Summary of significant accounting policies (continued)

2.15 对附属公司、联营公司及 合资企业之投资及非金融 资产之减值

如因发生事件或情况已改变，并显示资产之账面值或将无法被收回，则会进行减值重检。潜在减值迹象包括运用资产之科技、市场、经济或法律环境已出现明显变坏或资产价值大幅或长期下跌至低于其成本值。

资产的账面值超逾其可收回金额的部分会被确认为减值损失。可收回金额是指资产的公平值扣除出售成本后与其使用价值的较高者。为作出减值评估，资产乃按其最小的可分开识别现金流（现金产出单元）层次分类。于每一财务报告日，会对已发生减值的资产进行重检以确定需否回拨。

在本银行的财务报表，如果附属公司、联营公司或合资企业宣派的股息超过其在该宣派年度的全面收益总额，或其在本银行的账面值超过在其综合资产负债表内已包括商誉的净资产值时，则需要做投资减值测试。

2.15 Impairment of investment in subsidiaries, associates, joint venture and non-financial assets

Assets are reviewed for impairment whenever events or changes in circumstances indicate that the carrying amount may not be recoverable. Potential indications of impairment may include significant adverse changes in the technological, market, economic or legal environment in which the assets operate or whether there has been a significant or prolonged decline in value below their cost.

An impairment loss is recognised for the amount by which the asset's carrying amount exceeds its recoverable amount. The recoverable amount is the higher of an asset's fair value less costs to sell and value in use. For the purposes of assessing impairment, assets are grouped at the lowest levels for which there are separately identifiable cash flows (cash generating units). Assets that suffered impairment are reviewed for possible reversal of the impairment at each reporting date.

In the Bank's financial statements, impairment testing of the investment in a subsidiary, associate or joint venture is also required upon receiving dividend from that entity if the dividend exceeds the total comprehensive income of that entity concerned in the period the dividend is declared or if the carrying amount of that entity in the Bank's balance sheet exceeds the carrying amount of that entity's net assets including goodwill in its consolidated balance sheet.

财务报表附注（续） Notes to the Financial Statements (continued)

2. 主要会计政策摘要（续） 2. Summary of significant accounting policies (continued)

2.16 投资物业

持作赚取长期租金收益或资本增值或两者兼备者，且并非集团旗下各公司所占之物业，均列作投资物业。出租予本集团内公司之物业，于个别公司之财务报表中分类为投资物业，及于综合财务报表中分类为房产。若经营租赁之土地符合投资物业之其他定义，则会列作为投资物业。有关之经营租赁会作为融资租赁处理。

投资物业初始以成本值（包括相关交易成本）计量。经初始确认后，投资物业按公平值计量。

只有在与项目相关的未来经济利益很有可能流入本集团，并能够可靠地计量其成本的情况下，本集团才会将其后续支出计入为资产账面值之一部分。该等后续支出以扣除减值后之成本列账，并包括于投资物业的账面值内。若其后开始产生经济利益，则以公平值计量。至于所有其他修理及维护费用，均需于产生时确认于当期收益表内。

2.16 Investment properties

Properties that are held for long-term rental yields or for capital appreciation or both, and that are not occupied by the companies in the Group, are classified as investment properties. Properties leased out within Group companies are classified as investment properties in individual companies' financial statements and as premises in consolidated financial statements. Land held under operating lease is classified and accounted for as investment property when the rest of the definition of investment property is met. The operating lease is accounted for as if it is a finance lease.

Investment properties are recognised initially at cost, including related transaction costs. After initial recognition, investment properties are measured at fair value.

Subsequent expenditure is charged to the asset's carrying amount only when it is probable that future economic benefits associated with the item will flow to the Group and the cost of the item can be measured reliably. The item is stated at cost less impairment and is included in the carrying amount of investment properties. Once the item begins to generate economic benefits, it is then measured at fair value. All other repairs and maintenance costs are expensed in the income statement during the financial period in which they are incurred.

财务报表附注 (续) Notes to the Financial Statements (continued)

2. 主要会计政策摘要 (续) 2. Summary of significant accounting policies (continued)

2.16 投资物业 (续)

任何公平值之变动会直接于收益表内确认。

若投资物业改为自用, 会被重新分类为房产, 其于重新分类日之公平值会成为其会计账上的成本值。若房产项目因其用途改变而成为投资物业, 则根据香港会计准则第 16 号「物业、器材及设备」将此项目于转分类日之账面值与其公平值之间的差额作为房产重估, 确认于其他全面收益内。惟若公平值增值抵销以往之重估损失或减值损失, 该增值则于收益表内确认, 并以过往已确认的损失金额为限。

2.17 物业、器材及设备

物业主要为分行及办公楼房产。房产需定期但最少每年以取自外间独立估价师之公平值扣除随后发生之累计折旧及累计资产减值损失列示。重估当日之累计折旧额需先冲销资产之账面毛值, 冲减后之净额则重新调整至该资产之重估值。相隔期间由董事参考相近物业之公开市值以检讨房产之账面值, 如董事认为该房产价值有重大变动则会作出相应调整。

所有器材及设备均以历史成本扣除累计折旧及减值列账。历史成本包括因取得及安装该项目而直接产生之费用。

2.16 Investment properties (continued)

Any changes in fair value are recognised directly in the income statement.

If an investment property becomes owner-occupied, it is reclassified as premises, and its fair value at the date of reclassification becomes its cost for accounting purposes. If an item of premises becomes an investment property because its use has changed, any difference resulting between the carrying amount and the fair value of this item at the date of transfer is recognised in other comprehensive income as a revaluation of premises under HKAS 16 "Property, Plant and Equipment". However, if a fair value gain reverses a previous revaluation loss or impairment loss, the gain is recognised in the income statement up to the amount previously debited.

2.17 Properties, plant and equipment

Properties are mainly branches and office premises. Premises are shown at fair value based on periodic, at least annual, valuations by external independent valuers less subsequent accumulated depreciation and subsequent accumulated impairment losses. Any accumulated depreciation at the date of revaluation is eliminated against the gross carrying amount of the asset and the net amount is restated to the revalued amount of the asset. In the intervening periods, the directors review the carrying amount of premises, by reference to the open market value of similar properties, and adjustments are made when there has been a material change.

All plant and equipment are stated at historical cost less accumulated depreciation and impairment. Historical cost includes expenditures that are directly attributable to the acquisition and installation of the items.

财务报表附注 (续) Notes to the Financial Statements (continued)

2. 主要会计政策摘要 (续) 2. Summary of significant accounting policies (continued)

2.17 物业、器材及设备 (续)

与资产有关的后续支出，只有当其产生的未来经济利益很可能流入本集团，并且该支出能够可靠地计量时，才能将其计入资产的账面价值或作为单独的一项资产进行确认（如适当）。该等后续支出以扣除减值后之成本列账直至其开始产生经济利益，之后则根据相关资产之后续计量基准进行计量。所有其他修理及维护费用均在发生时计入当期收益表。

房产重估后之账面增值通过其他全面收益拨入房产重估储备中。与同一个别资产早前之增值作对销之减值部分，通过其他全面收益于房产重估储备中扣减；余下之减值额则确认于收益表内。其后任何增值将拨入收益表（以早前扣减之金额为限），然后拨至房产重估储备内。出售房产时，房产重估储备中与先前估值有关之已实现部分，将从房产重估储备拨转至留存盈利。

折旧以直线法，将资产之成本值或重估值于其如下估计可用年限内摊销：

- 物业
按政府土地租约年期
- 器材及设备
3至15年之间

本集团在每个会计结算日重检资产的可用年限，并已按适当情况作出调整。

2.17 Properties, plant and equipment (continued)

Subsequent costs are included in an asset's carrying amount or are recognised as a separate asset, as appropriate, only when it is probable that future economic benefits associated with the item will flow to the Group and the cost of the item can be measured reliably. The item is stated at cost less impairment until it begins to generate economic benefits, then the item is subsequently measured according to the measurement basis of its respective assets class. All other repairs and maintenance costs are charged to the income statement during the financial period in which they are incurred.

Increases in the carrying amount arising on revaluation of premises are credited to the premises revaluation reserve through other comprehensive income. Decreases that offset previous increases of the same individual asset are charged against premises revaluation reserve through other comprehensive income; all other decreases are expensed in the income statement. Any subsequent increases are credited to the income statement up to the amount previously debited, and then to the premises revaluation reserve. Upon disposal of premises, the relevant portion of the premises revaluation reserve realised in respect of previous valuations is released and transferred from the premises revaluation reserve to retained earnings.

Depreciation is calculated on the straight-line method to write down the cost or revalued amount of such assets over their estimated useful lives as follows:

- Properties Over the life of government land leases
- Plant and equipment 3 to 15 years

The useful lives of assets are reviewed, and adjusted if appropriate, as at the end of each reporting period.

财务报表附注 (续) Notes to the Financial Statements (continued)

2. 主要会计政策摘要 (续) 2. Summary of significant accounting policies (continued)

2.17 物业、器材及设备 (续)

在每个会计结算日，源自内部及外界之资料均会被用作评定物业、器材及设备是否出现减值之迹象。如该迹象存在，则估算资产之可收回价值，及在合适情况下将减值损失确认以将资产减至其可收回价值。该等减值损失在收益表内确认，但假若某资产乃按估值列账，而减值损失又不超过同一资产之重估盈余，此等损失则当作重估减值。可收回价值指该资产之公平值扣除出售成本后之金额，与其使用价值之较高者。减值损失会按情况于房产重估储备或收益表内回拨。

出售之收益及亏损是按扣除税项及费用之出售净额与有关资产账面值之差额而厘定，并于收益表内确认。

2.18 租赁

(1) 经营租赁

经营租赁是指实质上由出租人保留拥有资产之绝大部分风险及回报之租赁。经营租赁之总租金金额（扣除自出租人收取之任何回扣额），将于租赁期内以直线法在收益表中确认。或有租金以该支出产生的会计期间列作费用。

若经营租赁于租约到期前已结束，任何需缴付予出租人之罚款将于结束发生当月于收益表内确认为支出。经营租赁之租金收入在租约期内以直线法确认。

2.17 Properties, plant and equipment (continued)

At the end of each reporting period, both internal and external sources of information are considered to determine whether there is any indication that properties, plant and equipment, are impaired. If any such indication exists, the recoverable amount of the asset is estimated and where relevant, an impairment loss is recognised to reduce the asset to its recoverable amount. Such an impairment loss is recognised in the income statement except where the asset is carried at valuation and the impairment loss does not exceed the revaluation surplus for that same asset, in which case it is treated as a revaluation decrease. The recoverable amount is the higher of the asset's fair value less costs to sell and value in use. Impairment loss is reversed through the premises revaluation reserve or the income statement as appropriate.

Gains and losses on disposals are determined by comparing proceeds with carrying amount, relevant taxes and expenses. These are recognised in the income statement.

2.18 Leases

(1) Operating leases

Leases in which a significant portion of the risks and rewards of ownership are retained by the lessor are classified as operating leases. The total payments made under operating leases (net of any incentives received from the lessor) are charged to the income statement on a straight-line basis over the period of the lease. Contingent rental payable is recognised as expense in the accounting period in which they are incurred.

When an operating lease is terminated before the lease period has expired, any payment required to be made to the lessor by way of penalty is recognised as an expense in the period in which termination takes place. Rental income from operating leases is recognised on a straight-line basis over the lease term.

财务报表附注 (续) Notes to the Financial Statements (continued)

2. 主要会计政策摘要 (续) 2. Summary of significant accounting policies (continued)

2.18 租赁 (续)

(2) 融资租赁

如承租人已实质上获得了所有风险及回报, 该资产的租赁应归类为融资租赁。由于位于香港之土地的最低租约付款的现值 (即成交价) 已实质上等同于土地的公允价值, 因此香港政府土地的租赁被归类为融资租赁, 尤如属无期业权。

融资租赁会在租赁开始时, 按租赁资产之公允价值与其最低租约付款的现值之较低者予以资本化。每期租金均会分配于负债及财务费用, 以达至一个固定息率于融资余额上。相应的租赁责任, 在扣除财务费用后, 会计入其他负债。按融资租赁方法购入的投资物业以公平值列账。

当资产按融资租赁租出, 租金的现值会被确认为应收款项。租赁收入是以投资净额方法于租赁期内确认, 以反映固定的回报率。

2.18 Leases (continued)

(2) Finance leases

Leases of assets where lessee have obtained substantially all the risks and rewards of ownership are classified as finance leases. Government land leases in Hong Kong are classified as finance leases as the present value of the minimum lease payments (i.e. transaction price) of the land amounted to substantially all of the fair value of the land as if it were freehold.

Finance leases are capitalised at the lease's commencement at the lower of the fair value of the leased asset and the present value of the minimum lease payments. Each lease payment is allocated between the liability and finance charges so as to achieve a constant rate on the finance balance outstanding. The corresponding rental obligations, net of finance charges, are included in other liabilities. Investment properties acquired under finance leases are carried at their fair value.

When assets are leased out under a finance lease, the present value of the lease payments is recognised as a receivable. Lease income is recognised over the term of the lease using net investment method, which reflects a constant periodic rate of return.

财务报表附注（续） Notes to the Financial Statements (continued)

2. 主要会计政策摘要（续） 2. Summary of significant accounting policies (continued)

2.19 现金及等同现金项目

就综合现金流量表而言，现金及等同现金项目指按原来到期日，于购入日期起计三个月内到期之结余，包括现金、银行及其他金融机构之结余、短期票据及被分类为投资证券及存款证之票据。

2.20 准备

当本集团因为已发生之事件而须承担法律性或推定性之现有责任，而解除该责任时有可能消耗有经济利益之资源，需在责任金额能够可靠地作出估算之情况下，为确认有关责任而拨备。

2.21 雇员福利

(1) 退休福利成本

本集团根据认可职业退休计划或强积金计划之定额供款退休计划作出供款，集团雇员均可参与。在职业退休计划下，集团与雇员之供款按雇员基本薪金之百分比计算，在强积金计划下该等供款则按强积金规例计算。退休福利计划成本代表本集团应与此等计划支付之供款，会于产生时在收益表支取。雇员于全数享有其应得之集团供款部分前退出此职业退休计划，因而被没收之本集团供款，会被本集团用作扣减其目前供款负担或根据职业退休计划信托契据条款冲减其开支。

退休计划之资产与本集团之资产分开持有，并由独立管理基金保管。

2.19 Cash and cash equivalents

For the purposes of the consolidated cash flow statement, cash and cash equivalents comprise balances with original maturity less than three months from the date of acquisition, including cash, balances with banks and other financial institutions, short-term bills and notes classified as investment securities and certificates of deposit.

2.20 Provisions

Provisions are recognised when the Group has a present legal or constructive obligation as a result of past events, it is probable that an outflow of resources embodying economic benefits will be required to settle the obligation, and a reliable estimate of the amount of the obligation can be made.

2.21 Employee benefits

(1) Retirement benefit costs

The Group contributes to defined contribution retirement schemes under either recognised ORSO schemes or MPF schemes that are available to the Group's employees. Contributions to the schemes by the Group and employees are calculated as a percentage of employees' basic salaries for the ORSO schemes and in accordance with the MPF rules for MPF schemes. The retirement benefit scheme costs are charged to the income statement as incurred and represent contributions payable by the Group to the schemes. Contributions made by the Group that are forfeited by those employees who leave the ORSO scheme prior to the full vesting of their entitlement to the contributions are used by the Group to reduce the existing level of contributions or to meet its expenses under the trust deed of the ORSO schemes.

The assets of the schemes are held in independently-administered funds separate from those of the Group.

财务报表附注 (续) Notes to the Financial Statements (continued)

2. 主要会计政策摘要 (续) 2. Summary of significant accounting policies (continued)

2.21 雇员福利 (续)

(2) 有偿缺勤

雇员获享之年度休假及病假在累积时确认, 本集团会对雇员服务至会计结算日所累积, 但尚未使用之年度休假及预计所需支付之病假作出估算及拨备。

除病假及经特别批准之年度休假外, 其他有偿缺勤均不允许累积。若雇员于获享有偿缺勤之年度内未能悉数享用该等可用缺勤, 剩余之可用缺勤将被取消。除未到期之休假外, 雇员于离职时亦无权收取现金以弥补任何未被使用之可用缺勤。

(3) 奖金计划

若因雇员提供之服务而令集团产生法律性或推定性之现有责任, 而该责任之金额亦能可靠地作出估算, 集团需确认该预期之奖金支出并以负债列账。如奖金计划之负债金额重大, 且预期会于12个月后才被偿付, 会以贴现现金流方法确认。

2.21 Employee benefits (continued)

(2) Leave entitlements

Employee entitlements to annual leave and sick leave are recognised when they accrue to employees. A provision is made for the estimated liability for unused annual leave and the amount of sick leave expected to be paid as a result of services rendered by employees up to the end of the reporting period.

Compensated absences other than sick leave and special approved annual leaves are non-accumulating; they lapse if the current period's entitlement is not used in full. Except for unexpired annual leaves, they do not entitle employees to a cash payment for unused entitlement on leaving the Group.

(3) Bonus plans

The expected cost of bonus payments are recognised as a liability when the Group has a present legal or constructive obligation as a result of services rendered by employees and a reliable estimate of the obligation can be made. Liabilities for bonus plans that are expected to be settled longer than twelve months will be recognised using discounted cash flow method if the amounts are significant.

财务报表附注 (续) Notes to the Financial Statements (continued)

2. 主要会计政策摘要 (续) 2. Summary of significant accounting policies (continued)

2.22 本期及递延所得税项

在有关期间的税务支出包括本期及递延税项。除因有关项目乃直接记于其他全面收益而需于其他全面收益内确认其税项外，税项于收益表内确认。

基于溢利而需支付之所得税，是根据本银行、附属公司、联营公司及合资企业在营运及产生应课税收入之司法管辖地区于会计结算日已执行或实际会执行之适用税法计算，并于溢利产生当期确认为本期所得税项支出。

所有因综合财务报表内资产及负债之税务基础与其账面值之暂时性差异而产生之递延所得税项均以资产负债表负债法提拨。递延所得税项是按会计结算日已执行或实际会执行之税率及税法，及预期于相关之递延所得税资产实现时或递延所得税负债需清付时所适用之税率计算。

主要之暂时性差异源于资产减值准备、房产及设备之折旧、若干资产之重估，包括可供出售证券及房产、以及结转之税务亏损。除业务合并外，若资产或负债在交易初始确认时，并未有对会计损益或应课税损益构成影响，则无需确认递延所得税项。

所有因应课税暂时性差异而产生之递延所得税负债均会被确认，而当未来之应课税利润预计可被用作抵扣暂时性差异时，因该暂时性差异而产生之递延所得税资产将被确认。

2.22 Current and deferred income taxes

Tax expenses for the period comprises current and deferred tax. Tax is recognised in the income statement, except to the extent that it relates to items recognised directly in other comprehensive income. In this case, the tax is also recognised in other comprehensive income.

Income tax payable on profits, based on the applicable tax law enacted or substantially enacted at the end of the reporting period in each jurisdiction where the Bank and the subsidiaries, associates and joint venture operate and generate taxable income, is recognised as a current income tax expense in the period in which profits arise.

Deferred income tax is provided in full, using the balance sheet liability method, on temporary differences arising between the tax bases of assets and liabilities and their carrying amounts in the consolidated financial statements. Deferred income tax is determined using tax rates and laws that have been enacted or substantially enacted by the end of the reporting period and are expected to apply when the related deferred income tax asset is realised or the deferred income tax liability is settled.

The principal temporary differences arise from asset impairment provisions, depreciation of premises and equipment, revaluation of certain assets including available-for-sale securities and premises, and tax losses carried forward. However, the deferred income tax is not recognised if it arises from initial recognition of an asset or liability in a transaction other than a business combination that at the time of the transaction affects neither accounting nor taxable profit or loss.

Deferred income tax liabilities are provided in full on all taxable temporary differences and deferred income tax assets are recognised to the extent that it is probable that future taxable profit will be available against which the temporary differences can be utilised.

财务报表附注 (续) Notes to the Financial Statements (continued)

2. 主要会计政策摘要 (续) 2. Summary of significant accounting policies (continued)

2.22 本期及递延所得税项 (续)

递延所得税项乃记于收益表内。但因可供出售证券的公平值重新计量及对房产之重估记入其他全面收益内，故由此产生的递延所得税项也记入其他全面收益内，并于以后随着相关递延收益和亏损的确认而一同确认在收益表中。

投资物业的递延税项负债或递延税项资产的计算方法是假设该等投资物业是通过出售来回收其重估账面值及采用相关的税率计算。

2.23 收回资产

收回资产按其收回日之公平值扣除出售成本后之净值及有关贷款之摊余成本之较低者列账。有关贷款及应收款及有关已提准备于资产负债表中予以注销。其后，收回资产取其成本及公平值扣除出售成本后之净值中之较低者计量，并被确认为「待售非流动资产」，包括于「其他资产」项下。

2.24 信托业务

本集团一般以信托人或其他受托人身分，代表个人、信托及其他机构持有或管理资产。由于该等资产并不属于本集团，该等资产及据此而产生之任何收益或亏损，将不计入本财务报表内。

2.22 Current and deferred income taxes (continued)

Deferred income tax is charged or credited in the income statement except for deferred income tax relating to fair value re-measurement of available-for-sale securities and revaluation of premises which are charged or credited to other comprehensive income, in which case the deferred income tax is also credited or charged to other comprehensive income and is subsequently recognised in the income statement together with the realisation of the deferred gain and loss.

Deferred tax liability or deferred tax asset arising from investment property is determined based on the presumption that the revaluation amount of such investment property will be recovered through sale with the relevant tax rate applied.

2.23 Repossessed assets

Repossessed assets are initially recognised at the lower of their fair value less costs to sell and the amortised cost of the related outstanding loans on the date of repossession, and the related loans and advances together with the related impairment allowances are derecognised from the balance sheet. Subsequently, repossessed assets are measured at the lower of their cost and fair values less costs to sell and are reported as "non-current assets held for sale" included in "Other assets".

2.24 Fiduciary activities

The Group commonly acts as a trustee, or in other fiduciary capacities, that result in its holding or managing assets on behalf of individuals, trusts and other institutions. These assets and any gains or losses arising thereon are excluded from these financial statements, as they are not assets of the Group.

财务报表附注（续） Notes to the Financial Statements (continued)

2. 主要会计政策摘要（续） 2. Summary of significant accounting policies (continued)

2.25 或然负债及或然资产

或然负债是指由过去已发生的事件引起的可能需要履行的责任，其存在将由一宗或多宗本集团所不能完全控制的未来不确定事件出现与否来确认。或然负债也可能是由于过去已发生事件而引致的现有责任，但由于估计不会导致经济利益的流出或因不能可靠地计量责任金额，故未有被确认。

或然负债不会被确认为准备，但会在财务报表附注中加以披露。如情况发生变化，使经济利益的流出变得很有可能时，则会将其确认为准备。

或然资产是指由过去已发生的事件引起的可能产生之资产，其存在将由一宗或多宗本集团所不能完全控制的未来不确定事件出现与否来确认。

或然资产不会被确认，但如有可能收到经济利益时，会在财务报表附注中披露。若将会收到之经济利益可被实质确定时，将确认为资产。

2.26 有关连人士

就此等财务报表而言，若(i)一方人士能控制、共同控制本集团、或对本集团有重大影响；(ii)与本集团同属一财务报告集团的成员，例如：母公司、附属公司、同系附属公司；(iii)为本集团或母公司集团中的联营公司或合资企业；(iv)本集团或母公司的主要高层人员；(v)本集团与此方人士受到共同控制；及(vi)受被识别为第(iv)类人士所控制的企业，则该等人士被视为有关连人士。有关连人士可为个人或企业。

2.25 Contingent liabilities and contingent assets

A contingent liability is a possible obligation that arises from past events and whose existence will only be confirmed by the occurrence or non-occurrence of one or more uncertain future events not wholly within the control of the Group. It can also be a present obligation arising from past events that is not recognised because it is not probable that an outflow of economic resources will be required or the amount of obligation cannot be measured reliably.

A contingent liability is not recognised as a provision but is disclosed in the notes to the financial statements. When a change in the probability of an outflow occurs so that outflow is probable, it will then be recognised as a provision.

A contingent asset is a possible asset that arises from past events and whose existence will only be confirmed by the occurrence or non-occurrence of one or more uncertain events not wholly within the control of the Group.

Contingent assets are not recognised but are disclosed in the notes to the financial statements when an inflow of economic benefits is probable. When the inflow is virtually certain, it will be recognised as an asset.

2.26 Related parties

For the purposes of these financial statements, a party is considered to be related to the Group if (i) that party controls, jointly controls or has significant influence over the Group; (ii) is a member of the same financial reporting group, such as parents, subsidiaries and fellow subsidiaries; (iii) is an associate or a joint venture of the Group or parent reporting group; (iv) is a key management personnel of the Group or parents; (v) the party is subject to common control with the Group; and (vi) an entity in which a person identified in (iv) controls. Related parties may be individuals or entities.

财务报表附注 (续)

Notes to the Financial Statements (continued)

3. 应用会计政策时之重大会计估计及判断

本集团作出的会计估计和假设通常会影响下一会计年度的资产和负债的账面价值。该等估计及判断是根据过往历史经验及于有关情况下被认为合理之其他因素，包括对未来事件的预期而作出，并会持续接受评估。对因必要的估计及判断转变，而会影响其账面值的资产及负债项目范围，将列示如下。如可厘定，重要假设或其他估量所存在之不明朗因素及其转变所带来之影响将于以下列出。而未来有可能根据实际情况的变化对这些会计估计做出重大调整。

3.1 贷款及应收款减值准备

本集团至少每季对贷款组合的减值损失情况进行一次评估。于决定是否确认减值损失于收益表时，本集团于识别某一贷款组合内个别贷款之减值损失前，会首先判断是否有可观察数据显显示该贷款组合所产生之未来预计现金流量将出现有可量度之下降。该证据包括能显示该组合内借款人之还款状况有不利转变的可观察资料（如拖欠或逾期还款）或与组合内贷款资产违约有关的经济状况。管理层于估计未来现金流量时，将根据具有与该组合类似之信贷风险特征及客观减值证据之资产之过往损失经验作为估计基准。用作估计未来现金流量金额及时间之方法及假设会被定期检讨。

截至 2013 年 12 月 31 日的贷款及应收款账面值已列示于附注 23。

3. Critical accounting estimates and judgements in applying accounting policies

The Group makes estimates and assumptions that affect the carrying amounts of assets and liabilities within the next financial year. Estimates and judgements are continually evaluated and are based on historical experience and other factors, including expectations of future events that are believed to be reasonable under the circumstances. Areas susceptible to changes in essential estimates and judgements, which affect the carrying amount of assets and liabilities, are set out below. The effect of changes to either the key assumptions or other estimation uncertainties will be presented below if it is practicable to determine. It is possible that actual results may require material adjustments to the estimates referred to below.

3.1 Impairment allowances on loans and advances

The Group reviews its loan portfolios to assess impairment at least on a quarterly basis. In determining whether an impairment loss should be recorded in the income statement, the Group makes judgements as to whether there is any observable data indicating that there is a measurable decrease in the estimated future cash flows from a portfolio of loans and advances before the decrease can be identified with an individual loan in that portfolio. This evidence may include observable data indicating that there has been an adverse change in the payment status of borrowers in a group (e.g. payment delinquency or default), or economic conditions that correlate with defaults on assets in the group. The Management uses estimates based on historical loss experience for assets with credit risk characteristics and objective evidence of impairment similar to those in the portfolio when estimating expected future cash flows. The methodology and assumptions used for estimating both the amount and timing of future cash flows are reviewed regularly.

Carrying amounts of loans and advances as at 31 December 2013 are shown in Note 23.

财务报表附注 (续)

Notes to the Financial Statements (continued)

3. 应用会计政策时之重大
会计估计及判断 (续)

3. Critical accounting estimates and judgements in applying
accounting policies (continued)

3.2 持有至到期日和可供出售
证券减值

3.2 Impairment of held-to-maturity and available-for-sale securities

本集团至少每季对其持有至到期日和可供出售投资组合的减值损失情况进行一次评估。于决定该等投资是否出现减值时，会评估其风险特征和表现，例如外部信用评级、市场价值等。本集团会参照该等组合的市场表现、发行人的目前付款情况、相关资产表现、与抵押资产违约直接相关的经济情况，而对每一项投资的违约率和损失严重性作出估计。减值评估中所使用的方法和假设会被定期检讨。

截至2013年12月31日的证券投资账面值已列示于附注25。

The Group reviews its held-to-maturity and available-for-sale investment portfolios to assess impairment at least on a quarterly basis. In determining whether any of these investments is impaired, risk characteristics and performance such as external credit rating, market price etc will be assessed. The Group makes estimates on the default rate and loss severity of each investment with reference to market performance of the portfolios, current payment status of the issuers or performance of the underlying assets, or economic conditions that correlate with defaults on the collateralised assets. The methodology and assumptions used for impairment assessments are reviewed regularly.

Carrying amounts of investment in securities as at 31 December 2013 are shown in Note 25.

财务报表附注 (续)

Notes to the Financial Statements (continued)

3. 应用会计政策时之重大会计估计及判断 (续)

3. Critical accounting estimates and judgements in applying accounting policies (continued)

3.3 衍生金融工具的公平值

3.3 Fair values of derivative financial instruments

没有活跃市场报价之衍生金融工具，其公平值会根据估值方法厘定。所采用之估值方法包括贴现现金流量分析，以及从外间购入，并被业内广泛采用之财务分析或风险管理系统之内置模型，如期权定价模型。在实际操作可行的情况下，定价模型会采用可观察数据。若估值模型未有考虑某些因素，如信贷风险，估值调整将有可能被采用。选用适合的估值参数、假设和模型技术需要管理层的判断和估计。具体详情可参阅附注5。

The fair values of derivative financial instruments that are not quoted in active markets are determined by using valuation techniques. Valuation techniques used include discounted cash flows analysis and models with built-in functions available in externally acquired financial analysis or risk management systems widely used by the industry such as option pricing models. To the extent practical, the models use observable data. In addition, valuation adjustments may be adopted if factors such as credit risk are not considered in the valuation models. Management judgement and estimates are required for the selection of appropriate valuation parameters, assumptions and modeling techniques. Further details will be discussed in Note 5.

截至2013年12月31日的衍生金融工具账面值已列示于附注22。

Carrying amounts of derivative financial instruments as at 31 December 2013 are shown in Note 22.

3.4 持有至到期日证券

3.4 Held-to-maturity securities

本集团遵循香港会计准则第39号之指引，将具有固定或确定付款额及还款期的若干非衍生金融资产分类为持有至到期日证券。此分类需运用重大判断。于使用该判断时，本集团会考虑其持有之意向及能持有该资产至到期日之能力。除香港会计准则第39号所列出的特定情况外（例如出售之金额不重大；于接近到期日出售；或因信贷显著转差而出售），若本集团未能持有该等投资至到期日，则整个类别需被重新分类为可供出售证券，而该投资将以公平值计量，而不能以摊余成本计量。

The Group follows the guidance of HKAS 39 in classifying certain non-derivative financial assets with fixed or determinable payments and fixed maturity as held-to-maturity securities. This classification requires significant management judgement to evaluate the Group's intention and ability to hold such investments to maturity. If the Group fails to hold these investments to maturity other than for specific circumstances defined in HKAS 39, such as selling an insignificant amount, selling close to maturity or due to significant credit deterioration of such investments, it will be required to reclassify the entire portfolio of financial assets as available-for-sale securities. The investments would then be measured at fair value and not amortised cost.

截至2013年12月31日的持有至到期日证券账面值已列示于附注25。

Carrying amounts of held-to-maturity securities as at 31 December 2013 are shown in Note 25.

财务报表附注（续）

Notes to the Financial Statements (continued)

4. 金融风险管理

4. Financial risk management

本集团因从事各类业务而涉及金融风险。主要金融风险包括信贷风险、市场风险（包括外汇风险及利率风险）及流动资金风险。本附注概述本集团的这些风险承担，以及其目标、风险管理的管治架构、政策与程序及量度这些风险的方法。

The Group is exposed to financial risks as a result of engaging in a variety of business activities. The principal financial risks are credit risk, market risk (including currency risk and interest rate risk) and liquidity risk. This note summarises the Group's exposures to these risks, as well as its objectives, risk management governance structure, policies and processes for managing and the methods used to measure these risks.

金融风险管理架构

Financial risk management framework

本集团风险管理管治架构覆盖业务发展的全部过程，以保证在业务经营中的各类风险都能得到有效管理及控制。本集团拥有完善的风险管理架构，并有一套全面的风险管理政策及程序，用以识别、量度、监察及控制可能出现的各类风险。本集团亦定期重检及更新风险管理政策及程序，以配合市场及业务策略的转变。不同层面的风险承担者分别负责与其相关的风险管理责任。

The Group's risk management governance structure is designed to cover all business processes and ensures various risks are properly managed and controlled in the course of conducting business. The Group has a robust risk management organisational structure with a comprehensive set of policies and procedures to identify, measure, monitor and control various risks that may arise. These risk management policies and procedures are regularly reviewed and updated to reflect changes in markets and business strategies. Various groups of risk takers assume their respective responsibilities for risk management.

董事会代表着股东的利益，是本集团风险管理的最高决策机关，并对风险管理负最终责任。董事会在其属下委员会的协助下，负责规划本集团的风险管理策略，并确保本集团具备有效的风险管理系统以落实执行有关策略。

The Board of Directors, representing the interests of shareholders, is the highest decision-making authority of the Group and has the ultimate responsibility for risk management. The Board, with the assistance of its committees, has the primary responsibility for the formulation of risk management strategies and ensuring that the Group has an effective risk management system to implement these strategies.

风险委员会是董事会成立的常设委员会，负责监察本集团各类风险；审批高层次的风险相关政策，并监督其执行；审查重大的或高风险的风险承担或交易，并对认为不应该进行的交易行使否决权。稽核委员会协助董事会履行内部监控系统的监控职责。

The RC, a standing committee established by the Board of Directors, is responsible for overseeing the Group's various types of risks, approving high-level risk-related policies and monitoring their implementation, reviewing significant or high risk exposures or transactions and exercising its power of veto if it considers that any transaction should not proceed. The Audit Committee assists the Board in fulfilling its role in overseeing the internal control system.

财务报表附注（续） Notes to the Financial Statements (continued)

4. 金融风险管理（续） 4. Financial risk management (continued)

金融风险管理架构（续）

总裁负责管理本集团各类风险，审批详细的风险管理政策，在董事会授权范围内审批重大风险承担或交易。风险总监负责协助总裁履行对各类风险日常管理的职责，提出新的风险管理策略、项目和措施以配合监管要求的变化，从而更好地监察及管理新业务、产品及营运环境转变而引致的风险。风险总监还在授权范围内负责审核重大风险承担或交易，并对认为不应该进行的交易行使否决权。

本集团的不同单位都有其相应的风险管理责任。业务单位是风险管理的第一道防线，而风险管理单位则独立于业务单位，负责各类风险的日常管理，以及草拟、检查和更新各类风险管理政策和程序。

本集团的主要附属银行南商、南商（中国）及集友，亦采用与本集团一致的风险管理政策。中银香港风险管理单位按照各自分工，监督附属公司的相关风险管理情况。

本集团建立了合适的内部控制程序，包括设立权责分立清晰的组织架构，以监察业务运作是否符合既定政策、程序及限额。适当的汇报机制也充分地使监控职能独立于业务范畴，同时促成机构内适当的职责分工，有助营造适当的内部控制环境。

Financial risk management framework (continued)

The Chief Executive (“CE”) is responsible for managing the Group’s various types of risks, approving detailed risk management policies, and material risk exposures or transactions within his authority delegated by the Board of Directors. The Chief Risk Officer (“CRO”) assists the CE in fulfilling his responsibilities for the day-to-day management of risks. The CRO is responsible for initiating new risk management strategies, projects and measures that will enable the Group to better monitor and manage new risk issues or areas that may arise from time to time from new businesses, products and changes in the operating environment. The CRO will also take appropriate initiatives in response to regulatory changes. The CRO is also responsible for reviewing material risk exposures or transactions within his delegated authority and exercising his power of veto if he believes that any transaction should not proceed.

Various units of the Group have their respective risk management responsibilities. Business units act as the first line of defence while risk management units, which are independent from the business units, are responsible for the day-to-day management of different kinds of risks. Risk management units have the primary responsibilities for drafting, reviewing and updating various risk management policies and procedures.

The Group’s principal banking subsidiaries, NCB, NCB (China) and Chiyu, are subject to risk policies that are consistent with those of the Group. Risk management units of BOCHK monitor the risk management status of these subsidiaries respectively.

The Group has put in place appropriate internal control systems, including establishment of an organisation structure that sets clear lines of authority and responsibility for monitoring compliance with policies, procedures and limits. Proper reporting lines also provide sufficient independence of the control functions from the business areas, as well as adequate segregation of duties throughout the organisation which helps to promote an appropriate internal control environment.

财务报表附注（续） Notes to the Financial Statements (continued)

4. 金融风险管理（续） 4. Financial risk management (continued)

产品开发及风险监控

为了提高风险评估及监控工作的有效性，本集团建立了一套完善的产品开发及风险监控管理制度。在产品开发过程中，本集团各单位具有清晰的职责及分工，并制定了适当的风险尽职审查程序。

根据董事会及管理層提出的发展目标，产品管理单位负责提出相应的业务发展和产品开发计划，进行具体的产品开发工作。策略发展部门负责确保业务发展和产品开发计划符合集团整体策略；风险管理、法律、合规及财务等方面的专责部门负责对风险评估结果进行审核。

除负责本单位新产品开发项目的管理工作外，产品管理单位将与风险评估部门共同负责识别和评估项目所涉及的各项风险。风险评估部门需要对项目的风险评估结果和风险管理措施进行独立审查，只有在风险评估部门满意尽职审查结果，有关产品才可推出市场。

对于提供予客户的财资产品则采纳更审慎的方法，所有全新及改良的财资产品在推出前，都必须经由专责委员会审批同意通过。

4.1 信贷风险

信贷风险指因客户或交易对手未能或不愿意履行偿债责任而造成损失的风险。银行的交易账和银行账、以及资产负债表内和表外均存在这种风险。信贷风险主要来自借贷、贸易融资及资金业务，包括银行同业交易、外汇及衍生交易、债券及证券投资。

Product development and risk monitoring

To ensure the effectiveness of risk assessment and monitoring, the Group has a comprehensive product development and risk monitoring system where roles and responsibilities of all related units are clearly defined and proper due diligence processes on product development are in place.

In accordance with the strategic objectives set by the Board and the Management, respective product management units are responsible for formulating business and product development plans, and proceeding to specific product development activities. The department of strategic development shall ensure the plans are aligned with the Group's overall strategies. Departments that are responsible for risk management, legal, compliance and finance etc. are accountable for risk assessment and review.

Apart from product development, respective product management units shall work closely with relevant risk evaluating departments to identify and assess the risks of new products. Risk evaluating departments shall conduct independent review on the risk assessment results and the corresponding risk management measures. Products can only be launched upon completion of the product due diligence process to the satisfaction of all risk evaluating departments.

A prudent approach is adopted in offering treasury products to our clients. All treasury products, regardless brand new or modified, require approval from a special committee before launching.

4.1 Credit Risk

Credit risk is the risk of loss arising from a customer or counterparty that will be unable to or unwilling to meet its contractual obligations. Credit risk exists in the trading book and banking book, on- and off-balance sheet exposures of a bank. It arises principally from the lending, trade finance and treasury businesses, and covers inter-bank transactions, foreign exchange and derivative transactions as well as investments in bonds and securities.

财务报表附注（续） Notes to the Financial Statements (continued)

4. 金融风险管理（续） 4. Financial risk management (continued)

4.1 信贷风险（续）

信贷风险管理架构

本集团制定了一套全面的信贷风险管理政策与程序和恰当的信贷风险限额，用以管理及控制信贷风险。本集团定期重检及更新该等政策与程序及信贷风险限额，以配合市场及业务策略的转变。

本集团的组织架构制定了明确的授权及职责，以监控遵守政策、程序及限额的情况。

信贷风险主管负责主持各类信贷风险管理工作，并在与本集团制定的信贷风险管理原则及要求相一致前提下管控附属机构的信贷风险承担。信贷定量模型总监负责开发及维护本集团内部评级模型和制定评级标准。信贷风险主管和信贷定量模型总监直接向风险总监汇报。本集团的不同单位都有其相应的信贷风险管理责任。业务单位是风险管理的第一道防线，而风险管理部则独立于业务单位，负责信贷风险的日常管理，对信贷风险的识别、量度、监督和控制做独立的尽职调查，确保有效的制约与平衡，以及草拟、检查和更新信贷风险管理政策与程序。风险管理部同时负责设计本集团的内部评级体系，并确保符合相关的监管要求。

本集团的主要附属银行南商、南商（中国）及集友，根据本集团的营运总则，亦采用与本集团一致的信贷风险管理政策。这些附属公司独立执行其信贷风险管理策略，并定期向本集团管理层汇报。

4.1 Credit Risk (continued)

Credit risk management framework

The Group has formulated a comprehensive set of credit risk management policies and procedures, and appropriate credit risk limits to manage and control credit risk that may arise. These policies, procedures and credit risk limits are regularly reviewed and updated to cope with changes in market conditions and business strategies.

The Group's organisation structure establishes a clear set of authority and responsibility for monitoring compliance with policies, procedures and limits.

The Chief Credit Officer, who reports directly to the CRO, takes charge of credit risk management and is also responsible for the control of credit risk exposure of subsidiaries in line with the credit risk management principles and requirements set by the Group. The Chief Analytics Officer, who also reports directly to the CRO, is responsible for the development and maintenance of internal rating models and establishing the rating criteria. Various units of the Group have their respective credit risk management responsibilities. Business units act as the first line of defence. The Risk Management Department ("RMD"), which is independent from the business units, is responsible for the day-to-day management of credit risks and has the primary responsibility for providing an independent due diligence through identifying, measuring, monitoring and controlling credit risk to ensure an effective checks and balances, as well as drafting, reviewing and updating credit risk management policies and procedures. It is also responsible for the design of the Group's internal rating system and ensuring the system complies with the relevant regulatory requirements.

In accordance with Group's operating principle, the Group's principal banking subsidiaries, NCB, NCB (China) and Chiyu, have also formulated their own credit risk policies that are consistent with those of the Group. These subsidiaries execute their risk management strategies independently and report to the Group's Management on a regular basis.

财务报表附注（续） Notes to the Financial Statements (continued)

4. 金融风险管理（续） 4. Financial risk management (continued)

4.1 信贷风险（续）

信贷风险管理架构（续）

总裁在董事会授予之权限内按管理需要转授权力予相关下级人员。本集团按照信贷业务性质、评级、交易风险的程度、信贷风险承担大小，设置信贷业务的审批权限。

信贷风险评估及监控

因应迅速变化的市场情况，本集团已持续重检信贷策略，并对关注的组合开展严格的信贷重检。

贷款

不同客户、交易对手或交易会根据其风险程度采用不同的信贷审批及监控程序。须由副总裁级或以上人员审批的重大授信，由信贷和其他业务专家组成的信贷评审委员会进行独立风险评估。非零售风险承担授信申请由风险管理单位进行独立审核、客观评估，并确定债务人评级（按照违约概率程度）和授信等级（按照违约损失率程度）以支持信贷审批；零售授信交易包括零售小企业贷款、住宅按揭贷款、私人贷款及信用卡等采取零售内部评级系统进行信贷风险评估。本集团会应用贷款分类级别、债务人评级、授信等级和损失预测结果（如适用）于支持信贷审批。

4.1 Credit Risk (continued)

Credit risk management framework (continued)

The Board of Directors delegates credit approval authority to the CE. The CE can further delegate to the subordinates within his limit authorised by the Board of Directors. The Group sets the limits of credit approval authority according to the business nature, rating, the level of transaction risk, and the extent of the credit exposure.

Credit risk measurement and control

In view of the rapidly changing market conditions, the Group has been continuously revisiting its credit strategies and conducting rigorous reviews on the concerned portfolios.

Advances

Different credit approval and control procedures are adopted according to the level of risk associated with the customer, counterparty or transaction. The Credit Risk Assessment Committee, comprising experts from credit and other functions, is responsible for making an independent assessment of material credit which require the approval of Deputy Chief Executives ("DCE") or above. Credit applications for non-retail exposures are independently reviewed and objectively assessed by risk management units. Obligor ratings (in terms of probability of default) and facility ratings (in terms of loss given default) are assigned to these portfolios to support credit approval. Retail internal rating systems are deployed in the risk assessment of retail credit transactions, including small business retail exposures, residential mortgage loans, personal loans and credit cards. Loan grades, obligor and facility ratings as well as loss estimates (if applicable) are used to support credit approval.

财务报表附注 (续) Notes to the Financial Statements (continued)

4. 金融风险管理 (续) 4. Financial risk management (continued)

4.1 信贷风险 (续)

信贷风险评估及监控 (续)

贷款 (续)

本集团亦会应用贷款分类级别、债务人评级和损失预测结果 (如适用) 于支持信贷监控、信贷风险报告及分析。对于非零售风险承担, 本集团会对较高风险的客户采取更频繁的评级重检及更密切的监控; 对于零售风险承担则会在组合层面应用每月更新的内部评级及损失预测结果进行监察, 对识别为高风险组别客户, 会进行更全面检讨。

本集团使用内部评级总尺度表, 该总尺度表能与标准普尔 (Standard & Poor's) 外部信用评级相对应, 并符合香港《银行业条例》项下《银行业(资本)规则》对于内部评级结构的要求。

风险管理部定期提供信贷风险管理报告, 并按管理委员会、风险委员会及董事会的特别要求, 提供专题报告, 以供其持续监控信贷风险。

4.1 Credit Risk (continued)

Credit risk measurement and control (continued)

Advances (continued)

The Group also uses loan grades, obligor ratings and loss estimates (if applicable) to support credit monitoring, reporting and analysis of credit risk information. For non-retail exposures, more frequent rating review and closer monitoring are required for higher-risk customers. For retail exposures, monthly updated internal ratings and loss estimates are used for credit monitoring on a portfolio basis. More comprehensive review is required for obligors being identified under high-risk pools.

The Group employs a credit master scale for internal rating purpose that can be mapped to Standard & Poor's external credit ratings. The credit master scale for internal rating is in compliance with the Banking (Capital) Rules under the Hong Kong Banking Ordinance on internal rating structure.

RMD provides regular credit management information reports and ad hoc reports to the MC, RC and Board of Directors to facilitate their continuous monitoring of credit risk.

财务报表附注 (续) Notes to the Financial Statements (continued)

4. 金融风险管理 (续) 4. Financial risk management (continued)

4.1 信贷风险 (续)

信贷风险评估及监控 (续)

贷款 (续)

本集团也会按照行业、地区、客户或交易对手等维度识别信贷风险集中度,并监察每一交易对手信贷风险、信贷资产组合质素、信贷风险集中度的变化,定期向本集团管理层汇报。

2013年,本集团继续参照金管局贷款分类制度的指引,实施信贷资产的五级分类如下:

「合格」是指借款人目前有履行还款责任的贷款,同时全数偿还利息及本金的机会也不成疑问。

「需要关注」是指借款人正面对困难,可能会影响本集团收回贷款的本金及利息。现时并未预期出现最终损失,但如不利情况持续,有可能出现最终损失。

「次级」是指借款人正出现明显问题,以致可能影响还款的贷款。

「呆滞」是指不大可能全数收回,而本集团在扣除抵押品的可变现净值后预计会承受本金和/或利息亏损的贷款。

「亏损」是指用尽所有追讨欠款方法后(如变卖抵押品、提出法律诉讼等)仍被视为无法收回的贷款。

4.1 Credit Risk (continued)

Credit risk measurement and control (continued)

Advances (continued)

In addition, the Group identifies credit concentration risk by industry, geography, customer and counterparty. The Group monitors changes to counterparties credit risk, quality of the credit portfolio and risk concentrations, and reports regularly to the Group's Management.

In the year of 2013, the Group continues to adopt loan grading criteria which divide credit assets into 5 categories with reference to HKMA's guidelines, as below:

“Pass” represents loans where the borrower is current in meeting its repayment obligations and full repayment of interest and principal is not in doubt.

“Special Mention” represents loans where the borrower is experiencing difficulties which may threaten the Group's position. Ultimate loss is not expected at this stage but could occur if adverse conditions persist.

“Substandard” represents loans where the borrower displays a definable weakness that is likely to jeopardise repayment.

“Doubtful” represents loans where collection in full is improbable and the Group expects to sustain a loss of principal and/or interest, taking into account the net realisable value of the collateral.

“Loss” represents loans which are considered uncollectible after all collection options (such as the realisation of collateral or the institution of legal proceedings) have been exhausted.

财务报表附注 (续) Notes to the Financial Statements (continued)

4. 金融风险管理 (续) 4. Financial risk management (continued)

4.1 信贷风险 (续)

信贷风险评估及监控 (续)

债务证券及衍生产品

对于债务证券投资及证券化资产, 本集团会应用债务人评级或外部信用评级、通过评估证券相关资产的质素及设定客户及证券发行人信贷限额, 以管理债务证券及证券化资产的信贷风险; 对于衍生产品, 本集团会采用客户限额及与贷款一致的审批及监控程序管理信贷风险, 并制定持续监控及止损程序。

减值评估中所使用的方法和假设会被定期检讨。在评估资产抵押债券(ABS)与按揭抵押债券(MBS)的减值时, 本集团一直以市场价格的显著下降及相关资产的信贷转坏作为减值的重要指标。本集团亦会考虑其他减值的客观证据, 包括流动性对市场价格的影响和每一笔由本集团持有的ABS与MBS的损失覆盖率变化情况。

结算风险主要来自交易对手相关外汇交易, 并同时产生自衍生产品交易因以现金、证券或股票结算支付时, 尚未相应收回对方的现金、证券或股票。本集团对各交易对手或客户制定每日结算限额, 以涵盖任何单一日子本集团的交易而产生的所有结算风险。

4.1 Credit Risk (continued)

Credit risk measurement and control (continued)

Debt securities and derivatives

For investments in debt securities and securitisation assets, the obligor ratings or external credit ratings, assessment of the underlying assets and credit limits setting on customer/security issuer basis are used for managing credit risk associated with the investment. For derivatives, the Group sets customer limits to manage the credit risk involved and follows the same approval and control processes as applied for advances. On-going monitoring and stop-loss procedures are established.

The methodology and assumptions used for impairment assessments are reviewed regularly. In evaluating impairment of asset backed securities ("ABS") and mortgage backed securities ("MBS"), the Group continued to use a significant decline in market price and credit deterioration of the underlying assets to be the key indicators of impairment. The Group also considered other objective evidences of impairment, taking into account the impact of liquidity on market prices and the movement in loss coverage ratios of individual ABS and MBS held by the Group.

Settlement risk arises mainly from foreign exchange transactions with counterparties and also from derivatives transactions in any situation where a payment in cash, securities or equities is made in the expectation of a corresponding receipt in cash, securities or equities. Daily settlement limits are established for each counterparty or customer to cover all settlement risk arising from the Group's market transactions on any single day.

财务报表附注 (续) Notes to the Financial Statements (continued)

4. 金融风险管理 (续) 4. Financial risk management (continued)

4.1 信贷风险 (续)

抵押品及其他改善信贷条件

本集团制定抵押品估值及管理的信贷风险管理政策与程序, 明确抵押品的接受准则、法律有效性、贷款与估值比率、估损折扣比率、估值及保险等规定。本集团须定期重估抵押品价值, 并按抵押品种类、授信性质及风险状况而采用不同的估值频率及方式。物业是本集团主要押品, 本集团已建立机制利用指数以组合形式对物业进行估值。抵押品须购买保险并以本集团作为第一受益人。个人贷款以物业、存款及证券作为主要抵押品; 工商贷款则主要以物业、证券、应收账款、存款及机器作押。

对于由第三者提供担保的贷款, 本集团会评估担保人的财政状况、信贷纪录及履约能力。

于 2013 年 12 月 31 日及 2012 年 12 月 31 日, 本集团并无持有任何允许于借款人未违约情况下出售或再抵押之抵押品。

4.1 Credit Risk (continued)

Collateral held as security and other credit enhancements

The valuation and management of collateral have been documented in the credit risk management policies and procedures which cover acceptance criteria, validity of collateral, loan-to-value ratio, haircut ratio, valuation and insurance, etc. The collateral is revalued on a regular basis, though the frequency and the method used varies with the type of collateral involved and the nature and the risk of the underlying credit. The Group has established a mechanism to update the value of its main type of collateral, real estate properties, with the use of public indices on a portfolio basis. Collateral is insured with the Group as the beneficiary. In the personal sector, the main types of collateral are real estate properties, cash deposits and securities. In the commercial and industrial sector, the main types of collateral are real estate properties, securities, receivables, cash deposits and machinery.

For loans guaranteed by a third party, the Group will assess the guarantor's financial condition, credit history and ability to meet obligations.

As at 31 December 2013 and 2012, the Group did not hold any collateral that it was permitted to sell or re-pledge in the absence of default by the borrower.

财务报表附注（续） Notes to the Financial Statements (continued)

4. 金融风险管理（续） 4. Financial risk management (continued)

4.1 信贷风险（续）

(A) 信贷风险承担

本集团之最高信贷风险承担是未考虑任何抵押品或其他改善信贷条件的最大风险承担。对于资产负债表内资产，最高信贷风险承担相等于其账面价值。对于开出担保函，最高信贷风险承担是被担保人要求本集团代为偿付债务的最高金额。对于贷款承担及其他信贷有关负债，最高信贷风险承担为授信承诺的全额。

以下为所持抵押品及其他改善信贷条件的性质及其对本集团各类金融资产的覆盖程度。

在银行及其他金融机构的结余及定期存放

考虑到交易对手的性质，一般会视为低风险承担。因此一般不会就此等资产寻求抵押品。

公允价值变化计入损益之金融资产及证券投资

一般不会就债务证券寻求抵押品。

4.1 Credit Risk (continued)

(A) Credit exposures

The maximum credit exposure is the worst case scenario of exposure to the Group without taking into account any collateral held or other credit enhancements. For on-balance sheet assets, the maximum exposure to credit risk equals their carrying amount. For letters of guarantee issued, the maximum exposure to credit risk is the maximum amount that the Group could be required to pay if the guarantees are called upon. For loan commitment and other credit related liabilities, the maximum exposure to credit risk is the full amount of the committed facilities.

The nature of the collateral held and other credit enhancements and their financial effect to the different classes of the Group's financial assets are as follows.

Balances and placements with banks and other financial institutions

These exposures are generally considered to be low risk due to the nature of the counterparties. Collateral is generally not sought on these assets.

Financial assets at fair value through profit or loss and investment in securities

Collateral is generally not sought on debt securities.

财务报表附注 (续) Notes to the Financial Statements (continued)

4. 金融风险管理 (续) 4. Financial risk management (continued)

4.1 信贷风险 (续)

(A) 信贷风险承担 (续)

衍生金融工具

本集团倾向以国际掉期业务及衍生投资工具协会总协议作为衍生工具业务的协议文件。该协议为叙做场外交易产品提供主体合约模式，倘若任何一方违约或提早终止交易，则合约限定双方对协议涵盖的未平仓交易须采用净额结算。

贷款及其他账项、或然负债及承担

一般抵押品种类已载于第 116 页。本集团根据对贷款及其他账项、或然负债及承担的个别风险承担的评估，考虑适当之抵押品。有关客户贷款之抵押品覆盖率已分析于第 139 至 142 页。或然负债及承担之主要组合及性质已载于附注 42，就不需事先通知的无条件撤销之承诺，如客户的信贷素质下降，本集团会评估撤回其授信额度的需要性。于 2013 年 12 月 31 日，本集团及本银行有抵押品覆盖之或然负债及承担分别为 11.6% (2012 年: 11.4%) 及 12.4% (2012 年: 12.8%)。

4.1 Credit Risk (continued)

(A) Credit exposures (continued)

Derivative financial instruments

The International Swaps and Derivatives Association Master Agreement is the preferred agreement for documenting derivatives activities of the Group. It provides the contractual framework within which dealing activities of OTC products are conducted, and contractually bind both parties to apply close-out netting on outstanding transactions covered by an agreement if either party defaults or another pre-agreed termination event occurs.

Advances and other accounts, contingent liabilities and commitments

The general types of collateral are disclosed on page 116. Advances and other accounts, contingent liabilities and commitments are collateralised to the extent considered appropriate by the Group taking account of the risk assessment of individual exposures. The collateral coverage of advances to customers is analysed on pages 139 to 142. The components and nature of contingent liabilities and commitments are disclosed in Note 42. Regarding the commitments that are unconditionally cancellable without prior notice, the Group would assess the necessity to withdraw the credit line in case where the credit quality of a borrower deteriorates. For contingent liabilities and commitments of the Group and the Bank, 11.6% (2012: 11.4%) and 12.4% (2012: 12.8%) are covered by collateral as at 31 December 2013 respectively.

财务报表附注 (续) Notes to the Financial Statements (continued)

4. 金融风险管理 (续) 4. Financial risk management (continued)

4.1 信贷风险 (续)

(B) 总贷款及其他账项

提取贷款减值准备前
之总贷款及其他账项
按产品类别概述如下:

4.1 Credit Risk (continued)

(B) Gross advances and other accounts

Gross advances and other accounts before loan impairment allowances are summarised by product type as follows:

		本集团 The Group	
		2013	2012
		港币百万元 HK\$'m	港币百万元 HK\$'m
客户贷款	Advances to customers		
个人	Personal		
- 按揭	- Mortgages	208,502	202,386
- 信用卡	- Credit cards	12,678	11,534
- 其他	- Others	33,297	24,727
公司	Corporate		
- 商业贷款	- Commercial loans	518,374	472,425
- 贸易融资	- Trade finance	85,413	67,137
		858,264	778,209
贸易票据	Trade bills	70,846	45,180
总计	Total	929,110	823,389

		本银行 The Bank	
		2013	2012
		港币百万元 HK\$'m	港币百万元 HK\$'m
客户贷款	Advances to customers		
个人	Personal		
- 按揭	- Mortgages	186,699	182,287
- 信用卡	- Credit cards	4,714	3,959
- 其他	- Others	23,147	16,615
公司	Corporate		
- 商业贷款	- Commercial loans	396,849	356,817
- 贸易融资	- Trade finance	76,103	59,996
		687,512	619,674
贸易票据	Trade bills	55,631	34,892
总计	Total	743,143	654,566

财务报表附注 (续) Notes to the Financial Statements (continued)

4. 金融风险管理 (续) 4. Financial risk management (continued)

4.1 信贷风险 (续)

(B) 总贷款及其他账项 (续)

有明确到期日之贷款，若其本金或利息已逾期及仍未偿还，则列作逾期贷款。须定期分期偿还之贷款，若其中一次分期还款已逾期及仍未偿还，则列作逾期处理。须即期偿还之贷款若已向借款人送达还款通知，但借款人未按指示还款，或贷款一直超出借款人获通知之批准贷款限额，亦列作逾期处理。

当有客观证据反映贷款出现一项或多项损失事件，经过评估有关损失事件已影响其预期可靠的未来现金流，则该贷款已出现减值损失。

4.1 Credit Risk (continued)

(B) Gross advances and other accounts (continued)

Advances with a specific repayment date are classified as overdue when the principal or interest is past due and remains unpaid. Advances repayable by regular instalments are classified as overdue when an instalment payment is past due and remains unpaid. Advances repayable on demand are classified as overdue either when a demand for repayment has been served on the borrower but repayment has not been made in accordance with the instruction or when the advances have remained continuously outside the approved limit that was advised to the borrower.

Advances are impaired and impairment losses are incurred if, and only if, there is objective evidence of impairment as a result of one or more events that occurred and that loss event(s) has an impact on the estimated future cash flows of the advances that can be reliably estimated.

财务报表附注 (续) Notes to the Financial Statements (continued)

4. 金融风险管理 (续) 4. Financial risk management (continued)

4.1 信贷风险 (续)

(B) 总贷款及其他账项 (续)

如有客观证据反映贷款已出现减值损失, 有关损失按账面值与未来现金流折现值两者间之差额计量; 贷款已出现减值损失的客观证据包括那些已有明显讯息令本集团知悉的损失事件。

本集团根据以下客观证据来决定是否已出现减值损失:

- 借款人出现重大的财务困难;
- 出现违约事件, 例如不履行或逾期偿还本金或利息;
- 当借款人出现财务困难, 本集团基于经济或法律因素考虑而特别给予借款人贷款条件上的优惠;
- 有证据显示借款人将会破产或进行财务重整; 或
- 其他明显讯息反映有关贷款的的未来现金流将会出现明显下降。

4.1 Credit Risk (continued)

(B) Gross advances and other accounts (continued)

If there is objective evidence that an impairment loss on advances has been incurred, the amount of loss is measured as the difference between the carrying amount and the present value of estimated future cash flows generated by the advances. Objective evidence that advances are impaired includes observable data that comes to the attention of the Group about the loss events.

The criteria that the Group uses to determine that there is objective evidence of an impairment loss include:

- Significant financial difficulty incurred by the borrower;
- A breach of contract, such as a default or delinquency in principal or interest payment;
- For economic or legal reasons related to the borrower's financial difficulty, the Group has granted to the borrower a concession that it would not otherwise consider;
- Probable that the borrower will become bankrupt or undergo other financial reorganisation; or
- Other observable data indicating that there is a measurable decrease in the estimated future cash flows from such advances.

财务报表附注 (续) Notes to the Financial Statements (continued)

4. 金融风险管理 (续) 4. Financial risk management (continued)

4.1 信贷风险 (续)

(B) 总贷款及其他账项 (续)

(a) 非减值未逾期贷款

非减值未逾期贷款按内部信贷级别分析如下:

4.1 Credit Risk (continued)

(B) Gross advances and other accounts (continued)

(a) Advances neither overdue nor impaired

Advances that were neither overdue nor impaired are analysed by internal credit grades as follows:

		本集团 The Group			
		2013			
		合格 Pass	需要关注 Special mention	次级或以下 Substandard or below	总计 Total
		港币百万元 HK\$'m	港币百万元 HK\$'m	港币百万元 HK\$'m	港币百万元 HK\$'m
客户贷款	Advances to customers				
个人	Personal				
- 按揭	- Mortgages	205,805	178	45	206,028
- 信用卡	- Credit cards	12,213	-	-	12,213
- 其他	- Others	32,706	125	11	32,842
公司	Corporate				
- 商业贷款	- Commercial loans	510,777	4,908	119	515,804
- 贸易融资	- Trade finance	84,973	148	1	85,122
		846,474	5,359	176	852,009
贸易票据	Trade bills	70,846	-	-	70,846
总计	Total	917,320	5,359	176	922,855

财务报表附注 (续) **Notes to the Financial Statements (continued)**

4. 金融风险管理 (续) **4. Financial risk management (continued)**

4.1 信贷风险 (续)

4.1 Credit Risk (continued)

(B) 总贷款及其他账项
(续)

(B) Gross advances and other accounts (continued)

(a) 非减值未逾期
贷款 (续)

(a) Advances neither overdue nor impaired (continued)

		本集团 The Group			
		2012			
		合格 Pass	需要关注 Special mention	次级或以下 Substandard or below	总计 Total
		港币百万元 HK\$m	港币百万元 HK\$m	港币百万元 HK\$m	港币百万元 HK\$m
客户贷款	Advances to customers				
个人	Personal				
- 按揭	- Mortgages	199,838	242	37	200,117
- 信用卡	- Credit cards	11,103	-	-	11,103
- 其他	- Others	24,138	121	9	24,268
公司	Corporate				
- 商业贷款	- Commercial loans	465,123	4,693	65	469,881
- 贸易融资	- Trade finance	66,563	369	-	66,932
		766,765	5,425	111	772,301
贸易票据	Trade bills	45,172	-	-	45,172
总计	Total	811,937	5,425	111	817,473

财务报表附注 (续) Notes to the Financial Statements (continued)

4. 金融风险管理 (续) 4. Financial risk management (continued)

4.1 信贷风险 (续)

4.1 Credit Risk (continued)

(B) 总贷款及其他账项
(续)

(B) Gross advances and other accounts (continued)

(a) 非减值未逾期
贷款 (续)

(a) Advances neither overdue nor impaired (continued)

		本银行 The Bank			
		2013			
		合格 Pass	需要关注 Special mention	次级或以下 Substandard or below	总计 Total
		港币百万元 HK\$'m	港币百万元 HK\$'m	港币百万元 HK\$'m	港币百万元 HK\$'m
客户贷款	Advances to customers				
个人	Personal				
- 按揭	- Mortgages	184,402	144	43	184,589
- 信用卡	- Credit cards	4,570	-	-	4,570
- 其他	- Others	22,766	18	9	22,793
公司	Corporate				
- 商业贷款	- Commercial loans	393,246	1,701	106	395,053
- 贸易融资	- Trade finance	75,859	41	1	75,901
		680,843	1,904	159	682,906
贸易票据	Trade bills	55,631	-	-	55,631
总计	Total	736,474	1,904	159	738,537

财务报表附注 (续) Notes to the Financial Statements (continued)

4. 金融风险管理 (续) 4. Financial risk management (continued)

4.1 信贷风险 (续)

(B) 总贷款及其他账项 (续)

(a) 非减值未逾期 贷款 (续)

4.1 Credit Risk (continued)

(B) Gross advances and other accounts (continued)

(a) Advances neither overdue nor impaired (continued)

		本银行 The Bank			
		2012			
		合格 Pass	需要关注 Special mention	次级或以下 Substandard or below	总计 Total
		港币百万元 HK\$m	港币百万元 HK\$m	港币百万元 HK\$m	港币百万元 HK\$m
客户贷款	Advances to customers				
个人	Personal				
- 按揭	- Mortgages	180,029	202	34	180,265
- 信用卡	- Credit cards	3,852	-	-	3,852
- 其他	- Others	16,203	18	7	16,228
公司	Corporate				
- 商业贷款	- Commercial loans	352,559	2,320	65	354,944
- 贸易融资	- Trade finance	59,805	81	-	59,886
		612,448	2,621	106	615,175
贸易票据	Trade bills	34,892	-	-	34,892
总计	Total	647,340	2,621	106	650,067

当贷款受全数抵押担保，即使发生损失事件亦未必导致减值损失，当此等贷款被评为「次级」或以下，亦可视为非减值贷款于上表中列示。

The occurrence of loss event(s) may not necessarily result in impairment loss where the advances are fully collateralised. While such advances are of "substandard" or lower grades, they are regarded as not being impaired and have been included in the above tables.

财务报表附注 (续) Notes to the Financial Statements (continued)

4. 金融风险管理 (续) 4. Financial risk management (continued)

4.1 信贷风险 (续)

4.1 Credit Risk (continued)

**(B) 总贷款及其他账项
(续)**

(B) Gross advances and other accounts (continued)

(b) 逾期未减值贷款

(b) Advances overdue but not impaired

总逾期未减值贷款分析如下:

The gross amount of advances overdue but not impaired is analysed as follows:

		本集团 The Group 2013				
		逾期超过 3个月 但不超过 6个月 逾期3个月 或以下 Overdue for three months or less 港币百万元 HK\$m	逾期超过 6个月 但不超过 1年 Overdue for six months or less three months 港币百万元 HK\$m	逾期超过 6个月 但不超过 1年 Overdue for one year or less but over six months 港币百万元 HK\$m	逾期 超过1年 Overdue for over one year 港币百万元 HK\$m	总计 Total 港币百万元 HK\$m
客户贷款	Advances to customers					
个人	Personal					
- 按揭	- Mortgages	2,407	9	14	16	2,446
- 信用卡	- Credit cards	436	1	-	-	437
- 其他	- Others	408	-	5	4	417
公司	Corporate					
- 商业贷款	- Commercial loans	740	20	2	32	794
- 贸易融资	- Trade finance	32	-	1	-	33
总计	Total	4,023	30	22	52	4,127

财务报表附注 (续) Notes to the Financial Statements (continued)

4. 金融风险管理 (续) 4. Financial risk management (continued)

4.1 信贷风险 (续)

(B) 总贷款及其他账项 (续)

(b) 逾期未减值贷款 (续)

4.1 Credit Risk (continued)

(B) Gross advances and other accounts (continued)

(b) Advances overdue but not impaired (continued)

		本集团 The Group				
		2012				
		逾期超过 3个月 但不超过 6个月 逾期3个月 或以下 Overdue for three months or less	逾期超过 6个月 但不超过 1年 Overdue six months or less but over three months	逾期超过 6个月 但不超过 1年 Overdue for one year or less but over six months	逾期 超过1年 Overdue for over one year	总计 Total
		港币百万元 HK\$m	港币百万元 HK\$m	港币百万元 HK\$m	港币百万元 HK\$m	港币百万元 HK\$m
客户贷款	Advances to customers					
个人	Personal					
- 按揭	- Mortgages	2,209	13	7	22	2,251
- 信用卡	- Credit cards	403	-	-	-	403
- 其他	- Others	417	2	-	9	428
公司	Corporate					
- 商业贷款	- Commercial loans	960	6	15	19	1,000
- 贸易融资	- Trade finance	19	-	-	-	19
		4,008	21	22	50	4,101
贸易票据	Trade bills	8	-	-	-	8
总计	Total	4,016	21	22	50	4,109

财务报表附注 (续) Notes to the Financial Statements (continued)

4. 金融风险管理 (续) 4. Financial risk management (continued)

4.1 信贷风险 (续)

4.1 Credit Risk (continued)

(B) 总贷款及其他账项
(续)

(B) Gross advances and other accounts (continued)

(b) 逾期未减值贷款
(续)

(b) Advances overdue but not impaired (continued)

		本银行 The Bank 2013				
		逾期超过 3个月 但不超过 6个月 逾期3个月 或以下 Overdue for three months or less	逾期超过 6个月 但不超过 1年 Overdue six months or less but over three months	逾期超过 6个月 但不超过 1年 Overdue for one year or less but over six months	逾期 超过1年 Overdue for over one year	总计 Total
		港币百万元 HK\$m	港币百万元 HK\$m	港币百万元 HK\$m	港币百万元 HK\$m	港币百万元 HK\$m
客户贷款	Advances to customers					
个人	Personal					
- 按揭	- Mortgages	2,089	9	2	10	2,110
- 信用卡	- Credit cards	135	-	-	-	135
- 其他	- Others	323	-	-	3	326
公司	Corporate					
- 商业贷款	- Commercial loans	373	-	-	26	399
- 贸易融资	- Trade finance	23	-	-	-	23
总计	Total	2,943	9	2	39	2,993

财务报表附注 (续) Notes to the Financial Statements (continued)

4. 金融风险管理 (续) 4. Financial risk management (continued)

4.1 信贷风险 (续)

(B) 总贷款及其他账项 (续)

(b) 逾期未减值贷款 (续)

4.1 Credit Risk (continued)

(B) Gross advances and other accounts (continued)

(b) Advances overdue but not impaired (continued)

		本银行 The Bank				
		2012				
		逾期超过 3个月 但不超过 6个月 逾期3个月 或以下 Overdue for three months or less	逾期超过 6个月 但不超过 1年 Overdue six months or less but over three months	逾期超过 6个月 但不超过 1年 Overdue for one year or less but over six months	逾期 超过1年 Overdue for over one year	总计 Total
		港币百万元 HK\$m	港币百万元 HK\$m	港币百万元 HK\$m	港币百万元 HK\$m	港币百万元 HK\$m
客户贷款	Advances to customers					
个人	Personal					
- 按揭	- Mortgages	1,985	9	7	21	2,022
- 信用卡	- Credit cards	105	-	-	-	105
- 其他	- Others	351	2	-	8	361
公司	Corporate					
- 商业贷款	- Commercial loans	710	-	15	16	741
- 贸易融资	- Trade finance	13	-	-	-	13
总计	Total	<u>3,164</u>	<u>11</u>	<u>22</u>	<u>45</u>	<u>3,242</u>

财务报表附注 (续) Notes to the Financial Statements (continued)

4. 金融风险管理 (续) 4. Financial risk management (continued)

4.1 信贷风险 (续)

(B) 总贷款及其他账项 (续)

(c) 减值贷款

已个别识别减值
贷款按产品类别
分析如下:

4.1 Credit Risk (continued)

(B) Gross advances and other accounts (continued)

(c) Impaired advances

Advances individually identified to be impaired are analysed by product type as follows:

		本集团 The Group			
		2013		2012	
		总贷款 Gross advances	抵押品 市值 Market value of collateral	总贷款 Gross advances	抵押品 市值 Market value of collateral
		港币百万元 HK\$m	港币百万元 HK\$m	港币百万元 HK\$m	港币百万元 HK\$m
客户贷款	Advances to customers				
个人	Personal				
- 按揭	- Mortgages	28	31	18	19
- 信用卡	- Credit cards	28	-	28	-
- 其他	- Others	38	6	31	6
公司	Corporate				
- 商业贷款	- Commercial loans	1,776	1,559	1,544	1,315
- 贸易融资	- Trade finance	258	183	186	86
总计	Total	2,128	1,779	1,807	1,426
就有关贷款作出 之贷款减值准 备	Loan impairment allowances made in respect of such advances	875		768	

财务报表附注 (续) **Notes to the Financial Statements (continued)**

4. 金融风险管理 (续) **4. Financial risk management (continued)**

4.1 信贷风险 (续)

(B) 总贷款及其他账项
(续)

(c) 减值贷款 (续)

4.1 Credit Risk (continued)

(B) Gross advances and other accounts (continued)

(c) Impaired advances (continued)

		本银行 The Bank			
		2013		2012	
		总贷款 Gross advances	抵押品 市值 Market value of collateral	总贷款 Gross advances	抵押品 市值 Market value of collateral
		港币百万元 HK\$m	港币百万元 HK\$m	港币百万元 HK\$m	港币百万元 HK\$m
客户贷款	Advances to customers				
个人	Personal				
- 信用卡	- Credit cards	9	-	2	-
- 其他	- Others	28	-	26	-
公司	Corporate				
- 商业贷款	- Commercial loans	1,397	1,418	1,132	1,113
- 贸易融资	- Trade finance	179	126	97	3
总计	Total	1,613	1,544	1,257	1,116
就有关贷款作出 之贷款减值准 备	Loan impairment allowances made in respect of such advances	527		478	

贷款减值准备已考虑有关贷款之抵押品价值。

The loan impairment allowances were made after taking into account the value of collateral in respect of impaired advances.

于2013年12月31日及2012年12月31日, 本集团及本银行没有减值之贸易票据。

As at 31 December 2013 and 2012, there were no impaired trade bills for the Group and the Bank.

财务报表附注 (续) **Notes to the Financial Statements (continued)**

4. 金融风险管理 (续) **4. Financial risk management (continued)**

4.1 信贷风险 (续)

(B) 总贷款及其他账项
(续)

(c) 减值贷款 (续)

4.1 Credit Risk (continued)

(B) Gross advances and other accounts (continued)

(c) Impaired advances (continued)

		本集团 The Group	
		2013	2012
		港币百万元 HK\$'m	港币百万元 HK\$'m
就上述有抵押品覆盖的客户贷款之抵押品市值	Current market value of collateral held against the covered portion of such advances to customers	<u>1,779</u>	<u>1,426</u>
上述有抵押品覆盖之客户贷款	Covered portion of such advances to customers	<u>1,550</u>	<u>1,177</u>
上述没有抵押品覆盖之客户贷款	Uncovered portion of such advances to customers	<u>578</u>	<u>630</u>
		本银行 The Bank	
		2013	2012
		港币百万元 HK\$'m	港币百万元 HK\$'m
就上述有抵押品覆盖的客户贷款之抵押品市值	Current market value of collateral held against the covered portion of such advances to customers	<u>1,544</u>	<u>1,116</u>
上述有抵押品覆盖之客户贷款	Covered portion of such advances to customers	<u>1,375</u>	<u>980</u>
上述没有抵押品覆盖之客户贷款	Uncovered portion of such advances to customers	<u>238</u>	<u>277</u>

财务报表附注 (续) Notes to the Financial Statements (continued)

4. 金融风险管理 (续) 4. Financial risk management (continued)

4.1 信贷风险 (续)

(B) 总贷款及其他账项 (续)

(c) 减值贷款 (续)

特定分类或减值之客户贷款分析如下:

4.1 Credit Risk (continued)

(B) Gross advances and other accounts (continued)

(c) Impaired advances (continued)

Classified or impaired advances to customers are analysed as follows:

		本集团 The Group	
		2013	2012
		港币百万元 HK\$m	港币百万元 HK\$m
特定分类或减值之客户贷款总额	Gross classified or impaired advances to customers	2,433	2,054
总特定分类或减值之客户贷款对总客户贷款比率	Gross classified or impaired advances to customers as a percentage of gross advances to customers	0.28%	0.26%
就有关贷款作个别评估之贷款减值准备	Individually assessed loan impairment allowances made in respect of such advances	840	736

		本银行 The Bank	
		2013	2012
		港币百万元 HK\$m	港币百万元 HK\$m
特定分类或减值之客户贷款总额	Gross classified or impaired advances to customers	1,838	1,478
总特定分类或减值之客户贷款对总客户贷款比率	Gross classified or impaired advances to customers as a percentage of gross advances to customers	0.27%	0.24%
就有关贷款作个别评估之贷款减值准备	Individually assessed loan impairment allowances made in respect of such advances	508	467

特定分类或减值之客户贷款是指按本集团放款质量分类的「次级」、「呆滞」或「亏损」贷款或个别评估为减值的贷款。

Classified or impaired advances to customers represent advances which are either classified as "substandard", "doubtful" or "loss" under the Group's classification of loan quality, or individually assessed to be impaired.

财务报表附注 (续) Notes to the Financial Statements (continued)

4. 金融风险管理 (续) 4. Financial risk management (continued)

4.1 信贷风险 (续)

(B) 总贷款及其他账项 (续)

(d) 逾期超过3个月之贷款

逾期超过3个月之贷款总额分析如下:

4.1 Credit Risk (continued)

(B) Gross advances and other accounts (continued)

(d) Advances overdue for more than three months

The gross amount of advances overdue for more than three months is analysed as follows:

		本集团 The Group			
		2013		2012	
		占客户贷款总额 百分比 % of gross advances to customers		占客户贷款总额 百分比 % of gross advances to customers	
		金额 Amount		金额 Amount	
		港币百万元 HK\$m		港币百万元 HK\$m	
客户贷款总额, 已逾期:	Gross advances to customers which have been overdue for:				
- 超过3个月但不超过6个月	- six months or less but over three months	266	0.03%	153	0.02%
- 超过6个月但不超过1年	- one year or less but over six months	97	0.01%	129	0.02%
- 超过1年	- over one year	314	0.04%	323	0.04%
逾期超过3个月之贷款	Advances overdue for over three months	<u>677</u>	<u>0.08%</u>	<u>605</u>	<u>0.08%</u>
就上述之贷款作个别评估之贷款减值准备	Individually assessed loan impairment allowances made in respect of such advances	<u>406</u>		<u>303</u>	

财务报表附注 (续) **Notes to the Financial Statements (continued)**

4. 金融风险管理 (续) **4. Financial risk management (continued)**

4.1 信贷风险 (续)

(B) 总贷款及其他账项
(续)

(d) 逾期超过 3 个月
之贷款 (续)

4.1 Credit Risk (continued)

(B) Gross advances and other accounts (continued)

(d) Advances overdue for more than three months (continued)

		本银行 The Bank			
		2013		2012	
		占客户贷款总额 百分比 % of gross advances to customers		占客户贷款总额 百分比 % of gross advances to customers	
		金额 Amount 港币百万元 HK\$m		金额 Amount 港币百万元 HK\$m	
客户贷款总额, 已逾期:	Gross advances to customers which have been overdue for:				
- 超过 3 个月 但不超过 6 个月	- six months or less but over three months	32	0.01%	34	0.01%
- 超过 6 个月 但不超过 1 年	- one year or less but over six months	9	-	27	-
- 超过 1 年	- over one year	133	0.02%	193	0.03%
逾期超过 3 个月 之贷款	Advances overdue for over three months	174	0.03%	254	0.04%
就上述之贷款作 个别评估之贷 款减值准备	Individually assessed loan impairment allowances made in respect of such advances	87		137	

财务报表附注 (续) Notes to the Financial Statements (continued)

4. 金融风险管理 (续) 4. Financial risk management (continued)

4.1 信贷风险 (续)

(B) 总贷款及其他账项 (续)

(d) 逾期超过3个月之贷款 (续)

4.1 Credit Risk (continued)

(B) Gross advances and other accounts (continued)

(d) Advances overdue for more than three months (continued)

		本集团 The Group	
		2013	2012
		港币百万元 HK\$m	港币百万元 HK\$m
就上述有抵押品覆盖的客户贷款之抵押品市值	Current market value of collateral held against the covered portion of such advances to customers	<u>723</u>	<u>1,115</u>
上述有抵押品覆盖之客户贷款	Covered portion of such advances to customers	<u>245</u>	<u>253</u>
上述没有抵押品覆盖之客户贷款	Uncovered portion of such advances to customers	<u>432</u>	<u>352</u>

		本银行 The Bank	
		2013	2012
		港币百万元 HK\$m	港币百万元 HK\$m
就上述有抵押品覆盖的客户贷款之抵押品市值	Current market value of collateral held against the covered portion of such advances to customers	<u>420</u>	<u>449</u>
上述有抵押品覆盖之客户贷款	Covered portion of such advances to customers	<u>46</u>	<u>79</u>
上述没有抵押品覆盖之客户贷款	Uncovered portion of such advances to customers	<u>128</u>	<u>175</u>

逾期贷款或减值贷款的抵押品主要包括公司授信户项下的商用资产如商业及住宅楼宇、个人授信户项下的住宅按揭物业。

Collateral held against overdue or impaired loans is principally represented by charges over business assets such as commercial and residential premises for corporate loans and mortgages over residential properties for personal loans.

于2013年12月31日及2012年12月31日,本集团及本银行没有逾期超过3个月之贸易票据。

As at 31 December 2013 and 2012, there were no trade bills overdue for more than three months for the Group and the Bank.

财务报表附注 (续) **Notes to the Financial Statements (continued)**

4. 金融风险管理 (续) **4. Financial risk management (continued)**

4.1 信贷风险 (续)

(B) 总贷款及其他账项
(续)

(e) 经重组贷款 (续)

于 2013 年 12 月 31 日及 2012 年 12 月 31 日, 本集团及本银行没有经重组之银行及其他金融机构贷款。

经重组贷款乃指客户因为财政困难或无能力如期还款而经双方同意达成重整还款计划之贷款。修订还款计划后之经重组贷款如仍逾期超过 3 个月, 则包括在「逾期超过 3 个月之贷款」内。

4.1 Credit Risk (continued)

(B) Gross advances and other accounts (continued)

(e) Rescheduled advances (continued)

As at 31 December 2013 and 2012, there were no rescheduled advances to banks and other financial institutions for the Group and the Bank.

Rescheduled advances are those advances that have been restructured or renegotiated because of deterioration in the financial position of the borrower or of the inability of the borrower to meet the original repayment schedule. Rescheduled advances, which have been overdue for more than three months under the revised repayment terms, are included in "Advances overdue for more than three months".

财务报表附注 (续) Notes to the Financial Statements (continued)

4. 金融风险管理 (续) 4. Financial risk management (continued)

4.1 信贷风险 (续)

(B) 总贷款及其他账项 (续)

(f) 客户贷款集中度

(i) 按行业分类之 客户贷款总额

以下关于客户贷款总额之行业分类分析, 其行业分类乃参照有关贷款及垫款之金管局报表的填报指示而编制。

4.1 Credit Risk (continued)

(B) Gross advances and other accounts (continued)

(f) Concentration of advances to customers

(i) Sectoral analysis of gross advances to customers

The following analysis of the gross advances to customers by industry sector is based on the categories with reference to the Completion Instructions for the HKMA return of loans and advances.

		本集团 The Group					
		2013					
		抵押品覆盖 之百分比 % Covered by collateral or other security	特定分类 或减值 Classified or impaired	逾期 Overdue	个别评估之 贷款减值准备 Individually assessed impairment allowances	组合评估之 贷款减值准备 Collectively assessed impairment allowances	
		客户贷款总额 Gross advances to customers					
		港币百万元 HK\$'m	港币百万元 HK\$'m	港币百万元 HK\$'m	港币百万元 HK\$'m	港币百万元 HK\$'m	
在香港使用之贷款	Loans for use in Hong Kong						
工商金融业	Industrial, commercial and financial						
- 物业发展	- Property development	40,596	37.02%	1	1	-	173
- 物业投资	- Property investment	79,103	87.88%	54	275	4	416
- 金融业	- Financial concerns	7,748	11.42%	-	2	-	46
- 股票经纪	- Stockbrokers	4,215	50.25%	-	-	-	15
- 批发及零售业	- Wholesale and retail trade	32,846	49.28%	95	237	34	173
- 制造业	- Manufacturing	19,031	36.22%	57	112	31	103
- 运输及运输设备	- Transport and transport equipment	34,327	31.95%	971	4	271	157
- 休闲活动	- Recreational activities	492	10.99%	-	1	-	2
- 资讯科技	- Information technology	10,852	1.55%	2	2	1	37
- 其他	- Others	38,422	38.08%	42	164	24	172
个人	Individuals						
- 购买居者有其屋计划、私人机构参建居屋计划及租者置其屋计划楼宇之贷款	- Loans for the purchase of flats in Home Ownership Scheme, Private Sector Participation Scheme and Tenants Purchase Scheme	9,773	99.97%	26	241	-	7
- 购买其他住宅物业之贷款	- Loans for purchase of other residential properties	190,031	99.98%	59	2,006	-	105
- 信用卡贷款	- Credit card advances	12,223	-	28	455	-	84
- 其他	- Others	28,244	63.49%	36	354	10	50
在香港使用之贷款总额	Total loans for use in Hong Kong	507,903	69.72%	1,371	3,854	375	1,540
贸易融资	Trade finance	85,413	13.84%	266	285	122	375
在香港以外使用之贷款	Loans for use outside Hong Kong	264,948	28.35%	796	1,108	343	1,480
客户贷款总额	Gross advances to customers	858,264	51.39%	2,433	5,247	840	3,395

财务报表附注 (续) Notes to the Financial Statements (continued)

4. 金融风险管理 (续) 4. Financial risk management (continued)

4.1 信贷风险 (续)

(B) 总贷款及其他账项 (续)

(f) 客户贷款集中度 (续)

(i) 按行业分类之 客户贷款总额 (续)

4.1 Credit Risk (continued)

(B) Gross advances and other accounts (continued)

(f) Concentration of advances to customers (continued)

(i) Sectoral analysis of gross advances to customers (continued)

		本集团 The Group					
		2012					
		客户贷款总额 Gross advances to customers	抵押品覆盖 之百分比 % Covered by collateral or other security	特定分类 或减值 Classified or impaired	逾期 Overdue	个别评估之 贷款减值准备 Individually assessed impairment allowances	组合评估之 贷款减值准备 Collectively assessed impairment allowances
		港币百万元 HK\$m		港币百万元 HK\$m	港币百万元 HK\$m	港币百万元 HK\$m	港币百万元 HK\$m
在香港使用之贷款	Loans for use in Hong Kong						
工商金融业	Industrial, commercial and financial						
- 物业发展	- Property development	31,408	38.05%	1	2	-	115
- 物业投资	- Property investment	76,975	83.98%	49	424	4	458
- 金融业	- Financial concerns	5,984	27.09%	-	3	-	52
- 股票经纪	- Stockbrokers	1,146	45.39%	-	-	-	11
- 批发及零售业	- Wholesale and retail trade	30,031	57.89%	70	175	33	173
- 制造业	- Manufacturing	21,758	32.25%	53	158	24	125
- 运输及运输设备	- Transport and transport equipment	27,241	41.75%	1,104	4	313	166
- 休闲活动	- Recreational activities	614	21.77%	6	-	6	6
- 资讯科技	- Information technology	21,369	0.62%	2	2	1	74
- 其他	- Others	36,351	34.12%	60	264	25	151
个人	Individuals						
- 购买居者有其屋计划、私人机构参建居屋计划及租者置其屋计划楼宇之贷款	- Loans for the purchase of flats in Home Ownership Scheme, Private Sector Participation Scheme and Tenants Purchase Scheme	9,847	99.97%	34	304	-	8
- 购买其他住宅物业之贷款	- Loans for purchase of other residential properties	186,601	99.98%	68	1,835	-	110
- 信用卡贷款	- Credit card advances	11,534	-	28	431	-	79
- 其他	- Others	19,839	62.88%	31	290	11	29
在香港使用之贷款总额	Total loans for use in Hong Kong	480,698	69.91%	1,506	3,892	417	1,557
贸易融资	Trade finance	67,137	14.94%	186	202	151	294
在香港以外使用之贷款	Loans for use outside Hong Kong	230,374	26.45%	362	720	168	1,118
客户贷款总额	Gross advances to customers	778,209	52.30%	2,054	4,814	736	2,969

财务报表附注 (续) Notes to the Financial Statements (continued)

4. 金融风险管理 (续) 4. Financial risk management (continued)

4.1 信贷风险 (续)

(B) 总贷款及其他账项 (续)

(f) 客户贷款集中度 (续)

(i) 按行业分类之 客户贷款总额 (续)

4.1 Credit Risk (continued)

(B) Gross advances and other accounts (continued)

(f) Concentration of advances to customers (continued)

(i) Sectoral analysis of gross advances to customers (continued)

		本银行 The Bank 2013					
		客户贷款总额 Gross advances to customers 港币百万元 HK\$m	抵押品覆盖 之百分比 % Covered by collateral or other security	特定分类 或减值 Classified or impaired 港币百万元 HK\$m	逾期 Overdue 港币百万元 HK\$m	个别评估之 贷款减值准备 Individually assessed impairment allowances 港币百万元 HK\$m	组合评估之 贷款减值准备 Collectively assessed impairment allowances 港币百万元 HK\$m
在香港使用之贷款	Loans for use in Hong Kong						
工商金融业	Industrial, commercial and financial						
- 物业发展	- Property development	36,694	36.85%	1	1	-	151
- 物业投资	- Property investment	61,892	88.11%	39	176	3	270
- 金融业	- Financial concerns	10,002	4.47%	-	2	-	37
- 股票经纪	- Stockbrokers	3,929	53.37%	-	-	-	14
- 批发及零售业	- Wholesale and retail trade	20,108	52.66%	27	124	14	83
- 制造业	- Manufacturing	13,315	33.77%	18	65	7	55
- 运输及运输设备	- Transport and transport equipment	29,014	32.97%	970	2	271	117
- 休闲活动	- Recreational activities	423	11.11%	-	1	-	2
- 资讯科技	- Information technology	8,494	1.47%	-	-	-	31
- 其他	- Others	26,075	31.83%	22	125	16	96
个人	Individuals						
- 购买居者有其屋计划、私人机构参建居屋计划及租者置其屋计划楼宇之贷款	- Loans for the purchase of flats in Home Ownership Scheme, Private Sector Participation Scheme and Tenants Purchase Scheme	9,153	99.98%	23	226	-	6
- 购买其他住宅物业之贷款	- Loans for purchase of other residential properties	177,498	99.98%	46	1,884	-	99
- 信用卡贷款	- Credit card advances	4,714	-	9	144	-	17
- 其他	- Others	21,628	66.08%	32	295	9	38
在香港使用之贷款总额	Total loans for use in Hong Kong	422,939	72.03%	1,187	3,045	320	1,016
贸易融资	Trade finance	76,103	11.98%	187	196	63	309
在香港以外使用之贷款	Loans for use outside Hong Kong	188,470	22.39%	464	379	125	713
客户贷款总额	Gross advances to customers	687,512	51.77%	1,838	3,620	508	2,038

财务报表附注 (续) Notes to the Financial Statements (continued)

4. 金融风险管理 (续) 4. Financial risk management (continued)

4.1 信贷风险 (续)

4.1 Credit Risk (continued)

(B) 总贷款及其他账项 (续)

(B) Gross advances and other accounts (continued)

(f) 客户贷款集中度 (续)

(f) Concentration of advances to customers (continued)

(i) 按行业分类之 客户贷款总额 (续)

(i) Sectoral analysis of gross advances to customers (continued)

		本银行 The Bank					
		2012					
		客户贷款总额 Gross advances to customers	抵押品覆盖 之百分比 % Covered by collateral or other security	特定分类 或减值 Classified or impaired	逾期 Overdue	个别评估之 贷款减值准备 Individually assessed impairment allowances	组合评估之 贷款减值准备 Collectively assessed impairment allowances
		港币百万元 HK\$m		港币百万元 HK\$m	港币百万元 HK\$m	港币百万元 HK\$m	港币百万元 HK\$m
在香港使用之贷款	Loans for use in Hong Kong						
工商金融业	Industrial, commercial and financial						
- 物业发展	- Property development	28,953	37.91%	1	2	-	105
- 物业投资	- Property investment	60,450	83.24%	43	270	4	298
- 金融业	- Financial concerns	8,095	5.92%	-	3	-	32
- 股票经纪	- Stockbrokers	1,129	45.88%	-	-	-	11
- 批发及零售业	- Wholesale and retail trade	14,876	62.73%	22	114	13	62
- 制造业	- Manufacturing	16,806	27.44%	32	109	14	79
- 运输及运输设备	- Transport and transport equipment	20,960	47.46%	1,103	3	313	103
- 休闲活动	- Recreational activities	539	23.30%	6	-	6	5
- 资讯科技	- Information technology	19,072	0.49%	-	-	-	67
- 其他	- Others	26,516	26.50%	40	205	23	101
个人	Individuals						
- 购买居者有其屋计划、私人机构参建居屋计划及租者置其屋计划楼宇之贷款	- Loans for the purchase of flats in Home Ownership Scheme, Private Sector Participation Scheme and Tenants Purchase Scheme	9,082	99.96%	30	285	-	8
- 购买其他住宅物业之贷款	- Loans for purchase of other residential properties	173,168	99.98%	66	1,737	-	103
- 信用卡贷款	- Credit card advances	3,959	-	2	107	-	7
- 其他	- Others	14,804	61.31%	28	271	11	23
在香港使用之贷款总额	Total loans for use in Hong Kong	398,409	71.47%	1,373	3,106	384	1,004
贸易融资	Trade finance	59,996	12.15%	97	111	81	235
在香港以外使用之贷款	Loans for use outside Hong Kong	161,269	20.84%	8	208	2	612
客户贷款总额	Gross advances to customers	619,674	52.55%	1,478	3,425	467	1,851

财务报表附注 (续) Notes to the Financial Statements (continued)

4. 金融风险管理 (续) 4. Financial risk management (continued)

4.1 信贷风险 (续)

(B) 总贷款及其他账项 (续)

(f) 客户贷款集中度 (续)

(i) 按行业分类之 客户贷款总额 (续)

于收益表拨备
之新提减值准
备, 及当年撤销
特定分类或减
值贷款如下:

4.1 Credit Risk (continued)

(B) Gross advances and other accounts (continued)

(f) Concentration of advances to customers (continued)

(i) Sectoral analysis of gross advances to customers (continued)

The amount of new impairment allowances charged to the income statement, and classified or impaired loans written off during the year are shown below:

		本集团 The Group			
		2013		2012	
		新提 减值准备 New impairment allowances 港币百万元 HK\$m	撤销特定 分类或 减值贷款 Classified or impaired loans written off 港币百万元 HK\$m	新提 减值准备 New impairment allowances 港币百万元 HK\$m	撤销特定 分类或 减值贷款 Classified or impaired loans written off 港币百万元 HK\$m
在香港使用之贷款	Loans for use in Hong Kong				
工商金融业	Industrial, commercial and financial				
- 物业发展	- Property development	51	-	3	-
- 物业投资	- Property investment	9	2	34	1
- 金融业	- Financial concerns	3	-	11	-
- 股票经纪	- Stockbrokers	4	-	8	-
- 批发及零售业	- Wholesale and retail trade	19	11	29	6
- 制造业	- Manufacturing	8	19	22	5
- 运输及运输设备	- Transport and transport equipment	12	-	365	-
- 休闲活动	- Recreational activities	-	-	9	-
- 资讯科技	- Information technology	-	-	16	-
- 其他	- Others	14	6	31	6
个人	Individuals				
- 购买居者有其屋计划、私人机构参 建居屋计划及租者置其屋计划楼 宇之贷款	- Loans for the purchase of flats in Home Ownership Scheme, Private Sector Participation Scheme and Tenants Purchase Scheme	-	-	-	-
- 购买其他住宅物业之贷款	- Loans for purchase of other residential properties	1	-	11	-
- 信用卡贷款	- Credit card advances	183	170	149	141
- 其他	- Others	132	124	79	72
在香港使用之贷款总额	Total loans for use in Hong Kong	436	332	767	231
贸易融资	Trade finance	94	32	94	3
在香港以外使用之贷款	Loans for use outside Hong Kong	597	138	311	4
客户贷款总额	Gross advances to customers	1,127	502	1,172	238

财务报表附注 (续) Notes to the Financial Statements (continued)

4. 金融风险管理 (续) 4. Financial risk management (continued)

4.1 信贷风险 (续)

(B) 总贷款及其他账项 (续)

(f) 客户贷款集中度 (续)

(i) 按行业分类之 客户贷款总额 (续)

4.1 Credit Risk (continued)

(B) Gross advances and other accounts (continued)

(f) Concentration of advances to customers (continued)

(i) Sectoral analysis of gross advances to customers (continued)

		本银行 The Bank			
		2013		2012	
		新提 减值准备 New impairment allowances 港币百万元 HK\$'m	撤销特定 分类或 减值贷款 Classified or impaired loans written off 港币百万元 HK\$'m	新提 减值准备 New impairment allowances 港币百万元 HK\$'m	撤销特定 分类或 减值贷款 Classified or impaired loans written off 港币百万元 HK\$'m
在香港使用之贷款	Loans for use in Hong Kong				
工商金融业	Industrial, commercial and financial				
- 物业发展	- Property development	44	-	3	-
- 物业投资	- Property investment	1	2	2	1
- 金融业	- Financial concerns	3	-	-	-
- 股票经纪	- Stockbrokers	2	-	8	-
- 批发及零售业	- Wholesale and retail trade	18	3	6	2
- 制造业	- Manufacturing	3	16	10	3
- 运输及运输设备	- Transport and transport equipment	2	-	324	-
- 休闲活动	- Recreational activities	-	-	8	-
- 资讯科技	- Information technology	-	-	12	-
- 其他	- Others	1	2	19	3
个人	Individuals				
- 购买居者有其屋计划、私人机构参 建居屋计划及租者置其屋计划楼 宇之贷款	- Loans for the purchase of flats in Home Ownership Scheme, Private Sector Participation Scheme and Tenants Purchase Scheme	-	-	-	-
- 购买其他住宅物业之贷款	- Loans for purchase of other residential properties	-	-	11	-
- 信用卡贷款	- Credit card advances	75	65	11	4
- 其他	- Others	122	111	79	70
在香港使用之贷款总额	Total loans for use in Hong Kong	271	199	493	83
贸易融资	Trade finance	70	14	12	-
在香港以外使用之贷款	Loans for use outside Hong Kong	200	-	52	-
客户贷款总额	Gross advances to customers	541	213	557	83

财务报表附注 (续) Notes to the Financial Statements (continued)

4. 金融风险管理 (续) 4. Financial risk management (continued)

4.1 信贷风险 (续)

(B) 总贷款及其他账项 (续)

(f) 客户贷款集中度 (续)

- (ii) 按地理区域分类之客户贷款总额

下列关于客户贷款之地理区域分析是根据交易对手之所在地, 并已顾及风险转移因素。若客户贷款之担保人所在地与客户所在地不同, 则风险将转移至担保人之所在地。

客户贷款总额

4.1 Credit Risk (continued)

(B) Gross advances and other accounts (continued)

(f) Concentration of advances to customers (continued)

- (ii) Geographical analysis of gross advances to customers

The following geographical analysis of advances to customers is based on the location of the counterparties, after taking into account the transfer of risk. For an advance to customer guaranteed by a party situated in a country different from the customer, the risk will be transferred to the country of the guarantor.

Gross advances to customers

		本集团 The Group	
		2013	2012
		港币百万元 HK\$'m	港币百万元 HK\$'m
香港	Hong Kong	666,534	607,910
中国内地	Mainland of China	153,201	138,345
其他	Others	38,529	31,954
		858,264	778,209
		本银行 The Bank	
		2013	2012
		港币百万元 HK\$'m	港币百万元 HK\$'m
香港	Hong Kong	573,840	518,873
中国内地	Mainland of China	82,253	75,699
其他	Others	31,419	25,102
		687,512	619,674

财务报表附注 (续) Notes to the Financial Statements (continued)

4. 金融风险管理 (续) 4. Financial risk management (continued)

4.1 信贷风险 (续)

4.1 Credit Risk (continued)

**(B) 总贷款及其他账项
(续)**

(B) Gross advances and other accounts (continued)

**(f) 客户贷款集中度
(续)**

(f) Concentration of advances to customers (continued)

(ii) 按地理区域分
类之客户贷款
总额 (续)

(ii) Geographical analysis of gross advances to customers (continued)

客户贷款总额
(续)

Gross advances to customers (continued)

就客户贷款总
额作组合评
估之贷款减
值准备

Collectively assessed loan impairment
allowances in respect of the gross
advances to customers

香港
中国内地
其他

Hong Kong
Mainland of China
Others

本集团
The Group

	2013	2012
	港币百万元	港币百万元
	HK\$'m	HK\$'m
	2,232	2,074
	946	729
	217	166
	3,395	2,969

本银行
The Bank

就客户贷款总
额作组合评
估之贷款减
值准备

Collectively assessed loan impairment
allowances in respect of the gross
advances to customers

香港
中国内地
其他

Hong Kong
Mainland of China
Others

	2013	2012
	港币百万元	港币百万元
	HK\$'m	HK\$'m
	1,623	1,473
	295	279
	120	99
	2,038	1,851

财务报表附注 (续) **Notes to the Financial Statements (continued)**

4. 金融风险管理 (续) **4. Financial risk management (continued)**

4.1 信贷风险 (续)

4.1 Credit Risk (continued)

(B) 总贷款及其他账项
(续)

(B) Gross advances and other accounts (continued)

(f) 客户贷款集中度
(续)

(f) Concentration of advances to customers (continued)

(ii) 按地理区域分
类之客户贷款
总额 (续)

(ii) Geographical analysis of gross advances to customers (continued)

逾期贷款

Overdue advances

		本集团 The Group	
		2013	2012
		港币百万元 HK\$m	港币百万元 HK\$m
香港	Hong Kong	4,010	3,937
中国内地	Mainland of China	1,084	639
其他	Others	153	238
		5,247	4,814

		本银行 The Bank	
		2013	2012
		港币百万元 HK\$m	港币百万元 HK\$m
香港	Hong Kong	3,252	3,152
中国内地	Mainland of China	307	99
其他	Others	61	174
		3,620	3,425

财务报表附注 (续) **Notes to the Financial Statements (continued)**

4. 金融风险管理 (续) **4. Financial risk management (continued)**

4.1 信贷风险 (续)

(B) 总贷款及其他账项
(续)

(f) 客户贷款集中度
(续)

(ii) 按地理区域分
类之客户贷款
总额 (续)

逾期贷款 (续)

就逾期贷款作
个别评估之
贷款减值准
备

香港
中国内地
其他

就逾期贷款作
个别评估之
贷款减值准
备

香港
中国内地
其他

4.1 Credit Risk (continued)

(B) Gross advances and other accounts (continued)

(f) Concentration of advances to customers (continued)

(ii) Geographical analysis of gross advances to customers (continued)

Overdue advances (continued)

Individually assessed loan impairment
allowances in respect of the overdue
advances

Hong Kong
Mainland of China
Others

Individually assessed loan impairment
allowances in respect of the overdue
advances

Hong Kong
Mainland of China
Others

本集团
The Group

	2013	2012
	港币百万元	港币百万元
	HK\$m	HK\$m
	209	198
	323	175
	28	33
	560	406

本银行
The Bank

	2013	2012
	港币百万元	港币百万元
	HK\$m	HK\$m
	148	105
	63	4
	24	33
	235	142

财务报表附注 (续) Notes to the Financial Statements (continued)

4. 金融风险管理 (续) 4. Financial risk management (continued)

4.1 信贷风险 (续)

4.1 Credit Risk (continued)

**(B) 总贷款及其他账项
(续)**

(B) Gross advances and other accounts (continued)

**(f) 客户贷款集中度
(续)**

(f) Concentration of advances to customers (continued)

(ii) 按地理区域分
类之客户贷款
总额 (续)

(ii) Geographical analysis of gross advances to customers (continued)

逾期贷款 (续)

Overdue advances (continued)

就逾期贷款作
组合评估之
贷款减值准
备

Collectively assessed loan impairment
allowances in respect of the overdue
advances

香港
中国内地
其他

Hong Kong
Mainland of China
Others

本集团

The Group

	2013	2012
	港币百万元	港币百万元
	HK\$'m	HK\$'m
	80	76
	6	6
	2	3
	88	85

本银行

The Bank

就逾期贷款作
组合评估之
贷款减值准
备

Collectively assessed loan impairment
allowances in respect of the overdue
advances

香港
中国内地

Hong Kong
Mainland of China

	2013	2012
	港币百万元	港币百万元
	HK\$'m	HK\$'m
	47	39
	1	1
	48	40

财务报表附注 (续) Notes to the Financial Statements (continued)

4. 金融风险管理 (续) 4. Financial risk management (continued)

4.1 信贷风险 (续)

4.1 Credit Risk (continued)

**(B) 总贷款及其他账项
(续)**

(B) Gross advances and other accounts (continued)

**(f) 客户贷款集中度
(续)**

(f) Concentration of advances to customers (continued)

(ii) 按地理区域分
类之客户贷款
总额 (续)

(ii) Geographical analysis of gross advances to customers (continued)

**特定分类或减
值贷款**

Classified or impaired advances

		本集团 The Group	
		2013	2012
		港币百万元 HK\$m	港币百万元 HK\$m
香港	Hong Kong	1,743	1,631
中国内地	Mainland of China	586	385
其他	Others	104	38
		2,433	2,054

		本银行 The Bank	
		2013	2012
		港币百万元 HK\$m	港币百万元 HK\$m
香港	Hong Kong	1,554	1,429
中国内地	Mainland of China	191	15
其他	Others	93	34
		1,838	1,478

财务报表附注 (续) Notes to the Financial Statements (continued)

4. 金融风险管理 (续) 4. Financial risk management (continued)

4.1 信贷风险 (续)

**(B) 总贷款及其他账项
(续)**

**(f) 客户贷款集中度
(续)**

(ii) 按地理区域分
类之客户贷款
总额 (续)

**特定分类或减
值贷款 (续)**

**就特定分类或
减值贷款作
个别评估之
贷款减值准
备**

香港
中国内地
其他

**就特定分类或
减值贷款作
个别评估之
贷款减值准
备**

香港
中国内地
其他

4.1 Credit Risk (continued)

(B) Gross advances and other accounts (continued)

(f) Concentration of advances to customers (continued)

(ii) Geographical analysis of gross advances to customers (continued)

Classified or impaired advances (continued)

**Individually assessed loan impairment
allowances in respect of the
classified or impaired advances**

Hong Kong
Mainland of China
Others

**Individually assessed loan impairment
allowances in respect of the
classified or impaired advances**

Hong Kong
Mainland of China
Others

本集团 The Group	
2013	2012
港币百万元 HK\$'m	港币百万元 HK\$'m
488	526
324	177
28	33
840	736

本银行 The Bank	
2013	2012
港币百万元 HK\$'m	港币百万元 HK\$'m
421	430
63	4
24	33
508	467

财务报表附注 (续) Notes to the Financial Statements (continued)

4. 金融风险管理 (续) 4. Financial risk management (continued)

4.1 信贷风险 (续)

4.1 Credit Risk (continued)

**(B) 总贷款及其他账项
(续)**

(B) Gross advances and other accounts (continued)

**(f) 客户贷款集中度
(续)**

(f) Concentration of advances to customers (continued)

(ii) 按地理区域分
类之客户贷款
总额 (续)

(ii) Geographical analysis of gross advances to customers (continued)

**特定分类或减
值贷款 (续)**

Classified or impaired advances (continued)

**就特定分类或
减值贷款作
组合评估之
贷款减值准
备**

**Collectively assessed loan impairment
allowances in respect of the
classified or impaired advances**

香港
中国内地
其他

Hong Kong
Mainland of China
Others

本集团 The Group	
2013	2012
港币百万元 HK\$'m	港币百万元 HK\$'m
35	29
1	3
2	1
38	33

**就特定分类或
减值贷款作
组合评估之
贷款减值准
备**

**Collectively assessed loan impairment
allowances in respect of the
classified or impaired advances**

香港
其他

Hong Kong
Others

本银行 The Bank	
2013	2012
港币百万元 HK\$'m	港币百万元 HK\$'m
20	12
1	-
21	12

财务报表附注 (续) Notes to the Financial Statements (continued)

4. 金融风险管理 (续) 4. Financial risk management (continued)

4.1 信贷风险 (续)

(C) 收回资产

于年内, 本集团及本银行通过对抵押品行使收回资产权而取得并于12月31日持有的资产, 其种类及账面值概述如下:

工业物业
住宅物业

本集团及本银行于2013年12月31日持有的收回资产之估值分别为港币1.18亿元(2012: 港币0.27亿元)及港币0.8亿元(2012: 港币0.03亿元)。这包括本集团及本银行通过对抵押取得处置或控制权的物业(如通过法律程序或业主自愿交出抵押资产方式取得)而对借款人的债务进行全数或部分减除。

当收回资产的变现能力受到影响时, 本集团将按情况以下列方式处理:

- 调整出销售价格
- 连同抵押资产一并出售贷款
- 安排债务重组

4.1 Credit Risk (continued)

(C) Repossessed assets

During the year, the Group and the Bank obtained assets by taking possession of collateral held as security. The nature and carrying value of these assets held as at 31 December are summarised as follows:

	本集团 The Group		本银行 The Bank	
	2013 港币百万元 HK\$m	2012 港币百万元 HK\$m	2013 港币百万元 HK\$m	2012 港币百万元 HK\$m
工业物业	3	5	-	-
住宅物业	51	12	32	-
	54	17	32	-

The estimated market value of repossessed assets held by the Group and the Bank as at 31 December 2013 amounted to HK\$118 million (2012: HK\$27 million) and HK\$80 million (2012: HK\$3 million) respectively. They comprise properties in respect of which the Group and the Bank have acquired access or control (e.g. through court proceedings or voluntary actions by the proprietors concerned) for release in full or in part of the obligations of the borrowers.

When the repossessed assets are not readily convertible into cash, the Group may consider the following alternatives:

- adjusting the selling prices
- selling the loans together with the assets
- arranging loan restructuring

财务报表附注 (续) Notes to the Financial Statements (continued)

4. 金融风险管理 (续) 4. Financial risk management (continued)

4.1 信贷风险 (续)

(D) 在银行及其他金融机构的结余及存款

下表为在银行及其他金融机构的非逾期或减值之结余及存款于12月31日按评级机构之评级分析。

4.1 Credit Risk (continued)

(D) Balances and placements with banks and other financial institutions

The following tables present an analysis of balances and placements with banks and other financial institutions that are neither overdue nor impaired as at 31 December by rating agency designation.

		本集团 The Group			
		2013			
		Aaa 至 A3 Aaa to A3	A3 以下 Lower than A3	无评级 Unrated	总计 Total
		港币百万元 HK\$m	港币百万元 HK\$m	港币百万元 HK\$m	港币百万元 HK\$m
中央银行	Central banks	139,022	-	-	139,022
银行及其他金融机构	Banks and other financial institutions	170,605	61,737	19,354	251,696
		309,627	61,737	19,354	390,718
		本集团 The Group			
		2012			
		Aaa 至 A3 Aaa to A3	A3 以下 Lower than A3	无评级 Unrated	总计 Total
		港币百万元 HK\$m	港币百万元 HK\$m	港币百万元 HK\$m	港币百万元 HK\$m
中央银行	Central banks	84,387	-	-	84,387
银行及其他金融机构	Banks and other financial institutions	124,519	31,918	16,021	172,458
		208,906	31,918	16,021	256,845

财务报表附注 (续) Notes to the Financial Statements (continued)

4. 金融风险管理 (续) 4. Financial risk management (continued)

4.1 信贷风险 (续)

(D) 在银行及其他金融机构的结余及存款(续)

4.1 Credit Risk (continued)

(D) Balances and placements with banks and other financial institutions (continued)

		本银行 The Bank			
		2013			
		A3 以下 Lower than A3		无评级 Unrated	总计 Total
		Aaa 至 A3 Aaa to A3	A3 以下 Lower than A3	无评级 Unrated	总计 Total
		港币百万元 HK\$m	港币百万元 HK\$m	港币百万元 HK\$m	港币百万元 HK\$m
中央银行	Central banks	121,483	-	-	121,483
银行及其他金融机构	Banks and other financial institutions	153,065	40,213	24,214	217,492
		274,548	40,213	24,214	338,975
		本银行 The Bank			
		2012			
		A3 以下 Lower than A3		无评级 Unrated	总计 Total
		Aaa 至 A3 Aaa to A3	A3 以下 Lower than A3	无评级 Unrated	总计 Total
		港币百万元 HK\$m	港币百万元 HK\$m	港币百万元 HK\$m	港币百万元 HK\$m
中央银行	Central banks	70,763	-	-	70,763
银行及其他金融机构	Banks and other financial institutions	95,461	18,974	20,662	135,097
		166,224	18,974	20,662	205,860

于2013年12月31日及2012年12月31日,本集团及本银行没有逾期或减值之银行及其他金融机构结余及存款。

As at 31 December 2013 and 2012, there were no overdue or impaired balances and placements with banks and other financial institutions for the Group and the Bank.

财务报表附注 (续) Notes to the Financial Statements (continued)

4. 金融风险管理 (续) 4. Financial risk management (continued)

4.1 信贷风险 (续)

4.1 Credit Risk (continued)

(E) 债务证券及存款证

(E) Debt securities and certificates of deposit

下表为以发行评级分析之债务证券及存款证账面价值。在无发行评级的情况下,则会按发行人的评级报告。

The following tables present an analysis of the carrying value of debt securities and certificates of deposit by issue rating. In the absence of such issue ratings, the ratings designated for the issuers are reported.

		本集团 The Group					
		2013					
		Aaa	Aa1 至 Aa3	A1 至 A3	A3 以下 Lower than A3	无评级 Unrated	总计 Total
		港币百万元 HK\$m	港币百万元 HK\$m	港币百万元 HK\$m	港币百万元 HK\$m	港币百万元 HK\$m	港币百万元 HK\$m
可供出售证券	Available-for-sale securities	73,296	148,342	128,401	23,241	20,259	393,539
持有至到期日证券	Held-to-maturity securities	2,315	2,075	24	348	117	4,879
贷款及应收款	Loans and receivables	-	-	7,270	-	675	7,945
公平值变化计入损益之金融资产	Financial assets at fair value through profit or loss	7,545	12,914	1,900	678	607	23,644
总计	Total	83,156	163,331	137,595	24,267	21,658	430,007

		本集团 The Group					
		2012					
		Aaa	Aa1 至 Aa3	A1 至 A3	A3 以下 Lower than A3	无评级 Unrated	总计 Total
		港币百万元 HK\$m	港币百万元 HK\$m	港币百万元 HK\$m	港币百万元 HK\$m	港币百万元 HK\$m	港币百万元 HK\$m
可供出售证券	Available-for-sale securities	97,956	141,547	162,665	17,470	15,885	435,523
持有至到期日证券	Held-to-maturity securities	4,828	6,058	2,122	336	-	13,344
贷款及应收款	Loans and receivables	-	-	8,277	-	957	9,234
公平值变化计入损益之金融资产	Financial assets at fair value through profit or loss	15,803	8,265	1,654	692	237	26,651
总计	Total	118,587	155,870	174,718	18,498	17,079	484,752

财务报表附注 (续) Notes to the Financial Statements (continued)

4. 金融风险管理 (续) 4. Financial risk management (continued)

4.1 信贷风险 (续)

(E) 债务证券及存款证 (续)

4.1 Credit Risk (continued)

(E) Debt securities and certificates of deposit (continued)

		本银行 The Bank					
		2013					
		Aaa	Aa1 至 Aa3 Aa1 to Aa3	A1 至 A3 A1 to A3	A3 以下 Lower than A3	无评级 Unrated	总计 Total
		港币百万元 HK\$m	港币百万元 HK\$m	港币百万元 HK\$m	港币百万元 HK\$m	港币百万元 HK\$m	港币百万元 HK\$m
可供出售证券	Available-for-sale securities	72,199	126,984	111,706	22,440	14,494	347,823
持有至到期日证券	Held-to-maturity securities	2,315	864	21	270	117	3,587
贷款及应收款	Loans and receivables	-	-	6,261	-	-	6,261
公平值变化计入损益之金融资产	Financial assets at fair value through profit or loss	7,345	9,096	888	47	265	17,641
总计	Total	<u>81,859</u>	<u>136,944</u>	<u>118,876</u>	<u>22,757</u>	<u>14,876</u>	<u>375,312</u>
		本银行 The Bank					
		2012					
		Aaa	Aa1 至 Aa3 Aa1 to Aa3	A1 至 A3 A1 to A3	A3 以下 Lower than A3	无评级 Unrated	总计 Total
		港币百万元 HK\$m	港币百万元 HK\$m	港币百万元 HK\$m	港币百万元 HK\$m	港币百万元 HK\$m	港币百万元 HK\$m
可供出售证券	Available-for-sale securities	97,006	119,494	149,504	17,223	10,574	393,801
持有至到期日证券	Held-to-maturity securities	4,828	4,083	1,195	258	-	10,364
贷款及应收款	Loans and receivables	-	-	8,077	-	-	8,077
公平值变化计入损益之金融资产	Financial assets at fair value through profit or loss	15,312	3,836	300	26	128	19,602
总计	Total	<u>117,146</u>	<u>127,413</u>	<u>159,076</u>	<u>17,507</u>	<u>10,702</u>	<u>431,844</u>

财务报表附注 (续) Notes to the Financial Statements (continued)
4. 金融风险管理 (续) 4. Financial risk management (continued)
4.1 信贷风险 (续)
**(E) 债务证券及存款证
(续)**

下表为非逾期或减值之债务证券及存款证于12月31日按发行评级之分析。在无发行评级的情况下，则会按发行人的评级报告。

4.1 Credit Risk (continued)
(E) Debt securities and certificates of deposit (continued)

The following tables present an analysis of debt securities and certificates of deposit neither overdue nor impaired as at 31 December by issue rating. In the absence of such issue ratings, the ratings designated for the issuers are reported.

		本集团 The Group					
		2013					
		Aaa	Aa1 至 Aa3 Aa1 to Aa3	A1 至 A3 A1 to A3	A3 以下 Lower than A3	无评级 Unrated	总计 Total
		港币百万元 HK\$m	港币百万元 HK\$m	港币百万元 HK\$m	港币百万元 HK\$m	港币百万元 HK\$m	港币百万元 HK\$m
可供出售证券	Available-for-sale securities	73,296	148,336	128,401	23,241	20,259	393,533
持有至到期日证券	Held-to-maturity securities	2,271	2,075	23	348	117	4,834
贷款及应收款	Loans and receivables	-	-	7,270	-	675	7,945
公平值变化计入损益之金融资产	Financial assets at fair value through profit or loss	7,545	12,914	1,900	678	607	23,644
总计	Total	83,112	163,325	137,594	24,267	21,658	429,956

		本集团 The Group					
		2012					
		Aaa	Aa1 至 Aa3 Aa1 to Aa3	A1 至 A3 A1 to A3	A3 以下 Lower than A3	无评级 Unrated	总计 Total
		港币百万元 HK\$m	港币百万元 HK\$m	港币百万元 HK\$m	港币百万元 HK\$m	港币百万元 HK\$m	港币百万元 HK\$m
可供出售证券	Available-for-sale securities	97,956	141,547	162,656	17,470	15,885	435,514
持有至到期日证券	Held-to-maturity securities	4,758	6,027	2,121	336	-	13,242
贷款及应收款	Loans and receivables	-	-	8,277	-	957	9,234
公平值变化计入损益之金融资产	Financial assets at fair value through profit or loss	15,803	8,265	1,654	692	237	26,651
总计	Total	118,517	155,839	174,708	18,498	17,079	484,641

财务报表附注 (续) Notes to the Financial Statements (continued)

4. 金融风险管理 (续) 4. Financial risk management (continued)

4.1 信贷风险 (续)

4.1 Credit Risk (continued)

(E) 债务证券及存款证 (续)

(E) Debt securities and certificates of deposit (continued)

		本银行 The Bank					
		2013					
		Aaa	Aa1 至 Aa3 Aa1 to Aa3	A1 至 A3 A1 to A3	A3 以下 Lower than A3	无评级 Unrated	总计 Total
		港币百万元 HK\$m	港币百万元 HK\$m	港币百万元 HK\$m	港币百万元 HK\$m	港币百万元 HK\$m	港币百万元 HK\$m
可供出售证券	Available-for-sale securities	72,199	126,978	111,706	22,440	14,494	347,817
持有至到期日证券	Held-to-maturity securities	2,271	864	20	270	117	3,542
贷款及应收款	Loans and receivables	-	-	6,261	-	-	6,261
公平值变化计入损益之金融资产	Financial assets at fair value through profit or loss	7,345	9,096	888	47	265	17,641
总计	Total	81,815	136,938	118,875	22,757	14,876	375,261

		本银行 The Bank					
		2012					
		Aaa	Aa1 至 Aa3 Aa1 to Aa3	A1 至 A3 A1 to A3	A3 以下 Lower than A3	无评级 Unrated	总计 Total
		港币百万元 HK\$m	港币百万元 HK\$m	港币百万元 HK\$m	港币百万元 HK\$m	港币百万元 HK\$m	港币百万元 HK\$m
可供出售证券	Available-for-sale securities	97,006	119,494	149,495	17,223	10,574	393,792
持有至到期日证券	Held-to-maturity securities	4,758	4,052	1,194	258	-	10,262
贷款及应收款	Loans and receivables	-	-	8,077	-	-	8,077
公平值变化计入损益之金融资产	Financial assets at fair value through profit or loss	15,312	3,836	300	26	128	19,602
总计	Total	117,076	127,382	159,066	17,507	10,702	431,733

财务报表附注 (续) Notes to the Financial Statements (continued)

4. 金融风险管理 (续) 4. Financial risk management (continued)

4.1 信贷风险 (续)

(E) 债务证券及存款证 (续)

下表为减值债务证券之发行评级分析。在无发行评级的情况下，则会按发行人的评级报告。

4.1 Credit Risk (continued)

(E) Debt securities and certificates of deposit (continued)

The following tables present an analysis of impaired debt securities by issue rating. In the absence of such issue ratings, the ratings designated for the issuers are reported.

		本集团及本银行 The Group and the Bank						
		2013						
		账面值 Carrying values					其中： 累计减值准备 Of which accumulated impairment allowances	
		Aaa	Aa1 至 Aa3 Aa1 to Aa3	A1 至 A3 A1 to A3	A3 以下 Lower than A3	无评级 Unrated	总计 Total	
		港币 百万元 HK\$m	港币 百万元 HK\$m	港币 百万元 HK\$m	港币 百万元 HK\$m	港币 百万元 HK\$m	港币 百万元 HK\$m	港币 百万元 HK\$m
可供出售证券	Available-for-sale securities	-	6	-	-	-	6	-
持有至到期日证券	Held-to-maturity securities	44	-	1	-	-	45	3
总计	Total	44	6	1	-	-	51	3
其中：累计减值准备	Of which accumulated impairment allowances	3	-	-	-	-	3	

		本集团及本银行 The Group and the Bank						
		2012						
		账面值 Carrying values					其中： 累计减值准备 Of which accumulated impairment allowances	
		Aaa	Aa1 至 Aa3 Aa1 to Aa3	A1 至 A3 A1 to A3	A3 以下 Lower than A3	无评级 Unrated	总计 Total	
		港币 百万元 HK\$m	港币 百万元 HK\$m	港币 百万元 HK\$m	港币 百万元 HK\$m	港币 百万元 HK\$m	港币 百万元 HK\$m	港币 百万元 HK\$m
可供出售证券	Available-for-sale securities	-	-	9	-	-	9	1
持有至到期日证券	Held-to-maturity securities	70	31	1	-	-	102	9
总计	Total	70	31	10	-	-	111	10
其中：累计减值准备	Of which accumulated impairment allowances	6	3	1	-	-	10	

于2013年12月31日及2012年12月31日，本集团及本银行没有减值之存款证及没有逾期之债务证券及存款证。

As at 31 December 2013 and 2012, there were no impaired certificates of deposit and no overdue debt securities and certificates of deposit for the Group and the Bank.

财务报表附注（续） Notes to the Financial Statements (continued)

4. 金融风险管理（续） 4. Financial risk management (continued)

4.2 市场风险

市场风险是指因金融市场价格（利率、汇率、股票价格、商品价格）波动导致整体的外汇、商品、利率和股票持仓值出现变化而可能给本集团带来的损失。本集团采取适中的市场风险偏好，实现风险与收益的平衡。市场风险管理的目标，是根据本集团的风险偏好和资金业务发展策略，依靠完善的风险管理制度和相关管理手段，有效管理本集团业务中可能产生的市场风险，促进资金业务健康发展。

本集团按照风险管理企业管治原则管理市场风险，董事会及风险委员会、高层管理人员和职能部门 / 单位，各司其职，各负其责。风险管理部市场风险管理处是负责市场风险管理的主责单位，协助高层管理人员履行日常管理职责，独立监察本集团及中银香港的市场风险状况以及管理政策和限额执行情况，并确保整体和个别的市场风险均控制在可接受水平内。

本集团市场风险管理的范围，包括中银香港和各附属机构。本集团制订一致的市场风险管理政策，规范中银香港及各附属机构的市场风险管理，同时，设置集团风险值及压力测试限额，并根据各附属机构业务需求和风险承受能力，统一配置和监督使用。在符合集团政策规定的前提下，各附属机构管理者，在事前经中银香港认可，可以制订具体的政策及程序，并须承担管理其机构日常市场风险的责任。各附属机构设有独立的风险监控团队，监控每日的市场风险及限额执行情况，并定期向中银香港提交管理信息和报告。

4.2 Market Risk

Market risk refers to the risk of loss arising from movements in the value of foreign exchange, commodity, interest rate and equity positions held by the Group due to the volatility of financial market price (interest rate, foreign exchange rate, equity price, commodity price). The Group adopts a moderate market risk appetite to achieve a balance between risk and return. The Group's objective in managing market risk is to secure healthy growth of the treasury business, by effective management of potential market risk in the Group's business, according to the Group's overall risk appetite and strategy of treasury business on the basis of a well established risk management regime and related management measures.

In accordance with the Group's corporate governance principles in respect of risk management, the Board and RC, senior management and functional departments/units perform their duties and responsibilities to manage the Group's market risk. The Market Risk Management Division of the RMD is mainly responsible for managing market risk, assisting senior management to perform their day-to-day duties, independently monitoring the market risk profile and compliance of management policies and limits of the Group and BOCHK, and ensuring that the aggregate and individual market risks are within acceptable levels.

The Group's market risk management covers BOCHK and its subsidiaries. The Group establishes consistent market risk management policies to regulate BOCHK's and subsidiaries' market risk management; meanwhile, the Group sets up the Group VAR and stress test limits, which are allocated and monitored across the Group, according to the subsidiaries' business requirements and risk tolerance levels. In line with the requirements set in the Group policy, the management of subsidiaries may, subject to prior consent by BOCHK, formulate the detailed policies and procedures and are responsible for managing their daily market risk. The subsidiaries set up independent risk monitoring teams to monitor daily market risk and limit compliance, and submit management information and reports to BOCHK on a regular basis.

财务报表附注（续） Notes to the Financial Statements (continued)

4. 金融风险管理（续） 4. Financial risk management (continued)

4.2 市场风险（续）

本集团设有市场风险指标及限额，用于识别、计量、监测和控制市场风险。主要风险指标和限额包括但不限于风险值、止损额、敞口额、压力测试以及敏感性分析（基点价值、期权敏感度）等。主要风险指标和限额视管理需要划分为四个层级，分别由风险委员会、管理委员会、风险总监及主管资金业务的副总裁或业务单位主管批准，中银香港资金业务单位及各附属机构（就集团限额而言）必须在批准的市场风险指标和限额范围内开展业务。

(A) 风险值

本集团采用风险值量度一般市场风险，并定期向风险委员会和高层管理人员报告。本集团采用统一的风险值计量模型，运用历史模拟法，以2年历史市场数据为参照，计算99%置信水平下及1天持有期内集团层面及各附属机构的风险值，并设定本集团和各附属机构的风险值限额。

4.2 Market Risk (continued)

The Group sets up market risk indicators and limits to identify, measure, monitor and control market risk. Major risk indicators and limits include but are not limited to VAR, Stop Loss, Open Position, Stress Testing and Sensitivity Analysis (Basis Point Value, Greeks), etc. To meet management requirements, major risk indicators and limits are classified into four levels, and are approved by the RC, MC, CRO and the DCE in charge of the treasury business or the head of the respective business unit respectively. Treasury business units of BOCHK and subsidiaries (as for Group Limit) are required to conduct their business within approved market risk indicators and limits.

(A) VAR

The Group uses the VAR to measure and report general market risks to the RC and senior management on a periodic basis. The Group adopts a uniformed VAR calculation model, using historical simulation approach and 2-year historical market data, to calculate the VAR of the Group and subsidiaries over 1-day holding period with 99% confidence level, and sets up the VAR limit of the Group and subsidiaries.

财务报表附注 (续) Notes to the Financial Statements (continued)

4. 金融风险管理 (续) 4. Financial risk management (continued)

4.2 市场风险 (续)

(A) 风险值 (续)

下表详述本集团一般市场风险持仓的风险值¹。

4.2 Market Risk (continued)

(A) VAR (continued)

The following table sets out the VAR for all general market risk exposure¹ of the Group.

		年份 Year	于 12 月 31 日	全年 最低数值	全年 最高数值	全年 平均数值
			At 31 December	Minimum for the year	Maximum for the year	Average for the year
			港币百万元 HK\$m	港币百万元 HK\$m	港币百万元 HK\$m	港币百万元 HK\$m
全部市场风险之风险值	VAR for all market risk	2013	19.2	13.9	40.8	23.1
		2012	14.6	14.6	35.1	25.4
汇率风险之风险值	VAR for foreign exchange risk	2013	16.1	10.3	37.8	17.4
		2012	9.2	9.2	25.7	16.7
利率风险之风险值	VAR for interest rate risk	2013	24.0	8.8	39.6	20.0
		2012	9.9	8.9	29.5	17.7
股票风险之风险值	VAR for equity risk	2013	0.1	0.0	3.2	1.1
		2012	0.0	0.0	2.3	0.4
商品风险之风险值	VAR for commodity risk	2013	0.0	0.0	0.7	0.1
		2012	0.0	0.0	1.7	0.2

注:

1. 不包括外汇结构性敞口的风险值。于 2013 年, 一般市场风险持仓以集团层面列示, 比较数字亦采用相同基准。

Note:

1. Structural FX positions have been excluded. In 2013, all general market risk exposure are presented on the Group basis, comparative amounts are presented on the same basis accordingly.

财务报表附注 (续) Notes to the Financial Statements (continued)

4. 金融风险管理 (续) 4. Financial risk management (continued)

4.2 市场风险 (续)

(A) 风险值 (续)

虽然风险值是量度市场风险的一项重要指标,但也有其局限性,例如:

- 采用历史市场数据估计未来动态未能顾及所有可能出现的情况,尤其是一些极端情况;
- 一日持仓期的计算方法假设所有头盘均可以在一日之内套现或对冲。这项假设未必能完全反映市场风险,尤其在市场流通度极低时,可能未及在一日持仓期内套现或对冲所有头盘;
- 根据定义,当采用99%置信水平时,即未有考虑在此置信水平以外或会出现的亏损;以及
- 风险值是以营业时间结束时的头盘作计算基准,因此并不一定反映交易时段内的风险。

4.2 Market Risk (continued)

(A) VAR (continued)

Although a valuable guide to market risk, VAR should always be viewed in the context of its limitations. For example:

- the use of historical market data as a proxy for estimating future events may not encompass all potential events, particularly those which are extreme in nature;
- the use of a one-day holding period assumes that all positions can be liquidated or hedged in one day. This may not fully reflect the market risk especially at times of severe illiquidity, when a one-day holding period may be insufficient to liquidate or hedge all positions fully;
- the use of a 99% confidence level, by definition, does not take into account losses that might occur beyond this level of confidence; and
- VAR is calculated on the basis of exposures outstanding at the close of business and therefore does not necessarily reflect intra-day exposures.

财务报表附注 (续) Notes to the Financial Statements (continued)

4. 金融风险管理 (续) 4. Financial risk management (continued)

4.2 市场风险 (续)

(A) 风险值 (续)

本集团充分了解风险值指标的局限性, 因此, 制定了压力测试指标及限额以评估和管理风险值不能涵盖的市场风险。市场风险压力测试包括按不同风险因素改变的严峻程度所作的敏感性测试, 以及对历史事件的情景分析, 如1987股灾、1994债券市场危机、1997亚洲金融风暴、2001年美国911事件以及2008金融海啸等。

(B) 外汇风险

本集团的资产及负债集中在港元、美元及人民币等主要货币。为确保外汇风险承担保持在可接受水平, 本集团利用风险限额 (例如头盘及风险值限额) 作为监控工具。此外, 本集团致力于减少同一货币的资产与负债错配, 并通常利用外汇合约 (例如外汇掉期) 管理由外币资产负债所产生的外汇风险。

4.2 Market Risk (continued)

(A) VAR (continued)

The Group recognises these limitations by formulating stress test indicators and limits to assess and manage the market risk uncovered by VAR. The stress testing programme of the market risk includes sensitivity testing on changes in risk factors with various degrees of severity, as well as scenario analysis on historical events including the 1987 Equity Market Crash, 1994 Bond Market Crash, 1997 Asian Financial Crisis, 2001 9-11 event and 2008 Financial Tsunami, etc.

(B) Currency risk

The Group's assets and liabilities are denominated in major currencies, particularly the HK dollar, the US dollar and Renminbi. To ensure the currency risk exposure of the Group is kept to an acceptable level, risk limits (e.g. Position and VAR limit) are used to serve as a monitoring tool. Moreover, the Group seeks to minimise the gap between assets and liabilities in the same currency. Foreign exchange contracts (e.g. FX swaps) are usually used to manage FX risk associated with foreign currency-denominated assets and liabilities.

财务报表附注 (续) Notes to the Financial Statements (continued)

4. 金融风险管理 (续) 4. Financial risk management (continued)

4.2 市场风险 (续)

(B) 外汇风险 (续)

下表概述了本集团及本银行于 12 月 31 日之外币汇率风险承担。表内的资产及负债以折合港元账面值列示，并按原币分类。

4.2 Market Risk (continued)

(B) Currency risk (continued)

The tables below summarise the Group's and the Bank's exposure to foreign currency exchange rate risk as at 31 December. Included in the tables are the assets and liabilities at carrying amounts in HK dollars equivalent, categorised by the original currency.

		本集团 The Group							
		2013							
	人民币 Renminbi	美元 US Dollars	港元 HK Dollars	欧元 Euro	日圆 Japanese Yen	英镑 Pound Sterling	其他 Others	总计 Total	
	港币 港幣	港币 港幣	港币 港幣	港币 港幣	港币 港幣	港币 港幣	港币 港幣	港币 港幣	
	百万元 百萬元	百万元 百萬元	百万元 百萬元	百万元 百萬元	百万元 百萬元	百万元 百萬元	百万元 百萬元	百万元 百萬元	
	HK\$m	HK\$m	HK\$m	HK\$m	HK\$m	HK\$m	HK\$m	HK\$m	
资产	Assets								
库存现金及存放银行及其他金融机构的结余	Cash and balances with banks and other financial institutions	296,351	38,474	14,159	1,264	230	259	2,743	353,480
在银行及其他金融机构一至十二个月内到期之定期存放	Placements with banks and other financial institutions maturing between one and twelve months	35,264	10,442	476	107	-	-	405	46,694
公允价值变化计入损益之金融资产	Financial assets at fair value through profit or loss	5,198	2,721	15,922	-	-	-	161	24,002
衍生金融工具	Derivative financial instruments	722	4,598	19,900	2	-	-	20	25,242
香港特别行政区政府负债证明书	Hong Kong SAR Government certificates of indebtedness	-	-	99,190	-	-	-	-	99,190
贷款及其他账项	Advances and other accounts	104,996	259,230	549,866	3,792	459	205	6,327	924,875
证券投资	Investment in securities								
- 可供出售证券	- Available-for-sale securities	80,404	201,352	83,437	6,024	296	515	22,981	395,009
- 持有至到期日证券	- Held-to-maturity securities	702	1,981	677	-	-	-	1,519	4,879
- 贷款及应收款	- Loans and receivables	833	4,039	3,073	-	-	-	-	7,945
联营公司及合资企业权益	Interests in associates and a joint venture	-	-	292	-	-	-	-	292
投资物业	Investment properties	135	-	14,592	-	-	-	-	14,727
物业、器材及设备	Properties, plant and equipment	865	3	51,324	-	-	-	-	52,192
其他资产 (包括递延税项资产)	Other assets (including deferred tax assets)	886	1,244	18,035	487	111	10	477	21,250
资产总额	Total assets	526,356	524,084	870,943	11,676	1,096	989	34,633	1,969,777

财务报表附注 (续) Notes to the Financial Statements (continued)

4. 金融风险管理 (续) 4. Financial risk management (continued)

4.2 市场风险 (续)

4.2 Market Risk (continued)

(B) 外汇风险 (续)

(B) Currency risk (continued)

		本集团 The Group						
		2013						
	人民币 Renminbi	美元 US Dollars	港元 HK Dollars	欧元 Euro	日圆 Japanese Yen	英镑 Pound Sterling	其他 Others	总计 Total
	港币 百万元 HK\$'m	港币 百万元 HK\$'m	港币 百万元 HK\$'m	港币 百万元 HK\$'m	港币 百万元 HK\$'m	港币 百万元 HK\$'m	港币 百万元 HK\$'m	港币 百万元 HK\$'m
负债	Liabilities							
香港特别行政区流通纸币	Hong Kong SAR currency notes in circulation							
	-	-	99,190	-	-	-	-	99,190
银行及其他金融机构之存款及结余	Deposits and balances from banks and other financial institutions							
	167,166	58,511	50,607	381	89	106	1,413	278,273
公允价值变化计入损益之金融负债	Financial liabilities at fair value through profit or loss							
	1,590	16	10,842	-	-	7	1,125	13,580
衍生金融工具	Derivative financial instruments							
	894	2,196	15,395	187	1	-	74	18,747
客户存款	Deposits from customers							
	311,870	273,621	678,429	9,965	3,563	11,270	40,658	1,329,376
按摊销成本发行之债务证券	Debt securities in issue at amortised cost							
	-	5,684	-	-	-	-	-	5,684
其他账项及准备(包括应付税项及递延税项负债)	Other accounts and provisions (including current and deferred tax liabilities)							
	11,542	9,057	33,513	981	148	600	1,294	57,135
后偿负债	Subordinated liabilities							
	-	19,849	-	-	-	-	-	19,849
负债总额	493,062	368,934	887,976	11,514	3,801	11,983	44,564	1,821,834
资产负债表头寸净值	Net on-balance sheet position							
	33,294	155,150	(17,033)	162	(2,705)	(10,994)	(9,931)	147,943
表外资产负债头寸净值*	Off-balance sheet net notional position*							
	(22,528)	(145,010)	149,367	(17)	2,573	10,966	9,465	4,816
或然负债及承担	Contingent liabilities and commitments							
	73,056	146,235	293,937	4,069	501	1,244	4,223	523,265

财务报表附注 (续) Notes to the Financial Statements (continued)

4. 金融风险管理 (续) 4. Financial risk management (continued)

4.2 市场风险 (续)

4.2 Market Risk (continued)

(B) 外汇风险 (续)

(B) Currency risk (continued)

		本集团 The Group							
		2012							
	人民币 Renminbi	美元 US Dollars	港元 HK Dollars	欧元 Euro	日圆 Japanese Yen	英镑 Pound Sterling	其他 Others	总计 Total	
	港币 百万元 HK\$m	港币 百万元 HK\$m	港币 百万元 HK\$m	港币 百万元 HK\$m	港币 百万元 HK\$m	港币 百万元 HK\$m	港币 百万元 HK\$m	港币 百万元 HK\$m	
资产	Assets								
库存现金及存放银行及其他金融 机构的结余	Cash and balances with banks and other financial institutions	156,640	24,035	10,916	1,796	376	889	2,856	197,508
在银行及其他金融机构一至十二 个月内到期之定期存放	Placements with banks and other financial institutions maturing between one and twelve months	28,365	31,872	4,525	419	-	201	643	66,025
公允价值变化计入损益之金融资产	Financial assets at fair value through profit or loss	3,369	2,225	21,202	-	-	-	80	26,876
衍生金融工具	Derivative financial instruments	367	5,074	25,772	-	-	-	27	31,240
香港特别行政区政府负债证明书	Hong Kong SAR Government certificates of indebtedness	-	-	82,930	-	-	-	-	82,930
贷款及其他账项	Advances and other accounts	97,636	191,410	517,956	6,125	758	148	5,651	819,684
证券投资	Investment in securities								
- 可供出售证券	- Available-for-sale securities	59,189	183,488	83,782	8,080	77,766	353	23,908	436,566
- 持有至到期日证券	- Held-to-maturity securities	885	6,625	1,098	-	1,912	-	2,824	13,344
- 贷款及应收款	- Loans and receivables	1,157	5,846	-	-	-	2,231	-	9,234
联营公司及合营企业权益	Interests in associates and a joint venture	-	-	259	-	-	-	-	259
投资物业	Investment properties	112	-	14,252	-	-	-	-	14,364
物业、器材及设备	Properties, plant and equipment	855	4	47,841	-	-	-	-	48,700
其他资产 (包括递延税项资产)	Other assets (including deferred tax assets)	301	1,991	18,552	548	226	51	321	21,990
资产总额	Total assets	348,876	452,570	829,085	16,968	81,038	3,873	36,310	1,768,720

财务报表附注 (续) Notes to the Financial Statements (continued)
4. 金融风险管理 (续) 4. Financial risk management (continued)
4.2 市场风险 (续)
4.2 Market Risk (continued)
(B) 外汇风险 (续)
(B) Currency risk (continued)

		本集团 The Group						
		2012						
	人民币 Renminbi	美元 US Dollars	港元 HK Dollars	欧元 Euro	日圆 Japanese Yen	英镑 Pound Sterling	其他 Others	总计 Total
	港币 百万元 HK\$m	港币 百万元 HK\$m	港币 百万元 HK\$m	港币 百万元 HK\$m	港币 百万元 HK\$m	港币 百万元 HK\$m	港币 百万元 HK\$m	港币 百万元 HK\$m
负债	Liabilities							
香港特别行政区流通纸币	Hong Kong SAR currency notes in circulation							
	-	-	82,930	-	-	-	-	82,930
银行及其他金融机构之存款及结余	Deposits and balances from banks and other financial institutions							
	82,762	48,667	45,710	102	50	26	1,889	179,206
公允价值变化计入损益之金融负债	Financial liabilities at fair value through profit or loss							
	776	48	18,525	7	-	6	810	20,172
衍生金融工具	Derivative financial instruments							
	382	3,476	16,683	337	-	-	192	21,070
客户存款	Deposits from customers							
	235,283	247,337	688,098	11,156	3,393	12,127	35,560	1,232,954
按摊销成本发行之债务证券	Debt securities in issue at amortised cost							
	-	5,919	4	-	-	-	-	5,923
其他账项及准备 (包括应付税项及递延税项负债)	Other accounts and provisions (including current and deferred tax liabilities)							
	7,862	15,230	31,185	645	298	685	941	56,846
后偿负债	Subordinated liabilities							
	-	22,006	-	6,749	-	-	-	28,755
负债总额	Total liabilities							
	327,065	342,683	883,135	18,996	3,741	12,844	39,392	1,627,856
资产负债表头寸净值	Net on-balance sheet position							
	21,811	109,887	(54,050)	(2,028)	77,297	(8,971)	(3,082)	140,864
表外资产负债头寸净值*	Off-balance sheet net notional position*							
	(12,217)	(92,346)	177,214	1,917	(77,231)	8,714	3,305	9,356
或然负债及承担	Contingent liabilities and commitments							
	47,614	90,233	315,501	3,756	538	1,074	5,058	463,774

财务报表附注 (续) Notes to the Financial Statements (continued)
4. 金融风险管理 (续) 4. Financial risk management (continued)
4.2 市场风险 (续)
4.2 Market Risk (continued)
(B) 外汇风险 (续)
(B) Currency risk (continued)

		本银行 The Bank						
		2013						
	人民币 Renminbi	美元 US Dollars	港元 HK Dollars	欧元 Euro	日圆 Japanese Yen	英镑 Pound Sterling	其他 Others	总计 Total
	港币 百万元	港币 百万元	港币 百万元	港币 百万元	港币 百万元	港币 百万元	港币 百万元	港币 百万元
	HK\$m	HK\$m	HK\$m	HK\$m	HK\$m	HK\$m	HK\$m	HK\$m
资产	Assets							
库存现金及存放银行及其他金融 机构的结余	Cash and balances with banks and other financial institutions							
	271,247	38,296	12,372	820	154	224	2,138	325,251
在银行及其他金融机构一至十二 个月内到期之定期存放	Placements with banks and other financial institutions maturing between one and twelve months							
	14,409	7,659	-	-	-	-	-	22,068
公允价值变化计入损益之金融资产	Financial assets at fair value through profit or loss							
	5,154	513	11,816	-	-	-	161	17,644
衍生金融工具	Derivative financial instruments							
	627	4,581	19,418	2	-	-	20	24,648
香港特别行政区政府负债证明书	Hong Kong SAR Government certificates of indebtedness							
	-	-	99,190	-	-	-	-	99,190
贷款及其他账项	Advances and other accounts							
	55,364	209,264	465,770	3,327	402	103	6,367	740,597
证券投资	Investment in securities							
- 可供出售证券	- Available-for-sale securities							
	63,773	192,913	70,675	5,243	296	336	14,766	348,002
- 持有至到期日证券	- Held-to-maturity securities							
	117	1,951	-	-	-	-	1,519	3,587
- 贷款及应收款	- Loans and receivables							
	-	3,188	3,073	-	-	-	-	6,261
附属公司权益	Interests in subsidiaries							
	-	-	14,522	-	-	-	-	14,522
联营公司及合资企业权益	Interests in associates and a joint venture							
	-	-	8	-	-	-	-	8
投资物业	Investment properties							
	-	-	14,114	-	-	-	-	14,114
物业、器材及设备	Properties, plant and equipment							
	-	-	42,666	-	-	-	-	42,666
其他资产	Other assets							
	578	1,184	14,034	483	110	8	455	16,852
资产总额	Total assets							
	411,269	459,549	767,658	9,875	962	671	25,426	1,675,410

财务报表附注 (续) Notes to the Financial Statements (continued)

4. 金融风险管理 (续) 4. Financial risk management (continued)

4.2 市场风险 (续)

4.2 Market Risk (continued)

(B) 外汇风险 (续)

(B) Currency risk (continued)

		本银行							
		The Bank							
		2013							
		人民币	美元	港元	欧元	日圆	英镑	其他	总计
		港币	港币	港币	港币	港币	港币	港币	港币
		百万元	百万元	百万元	百万元	百万元	百万元	百万元	百万元
		HK\$m	HK\$m	HK\$m	HK\$m	HK\$m	HK\$m	HK\$m	HK\$m
负债	Liabilities								
香港特别行政区流通纸币	Hong Kong SAR currency notes in circulation	-	-	99,190	-	-	-	-	99,190
银行及其他金融机构之存款及结余	Deposits and balances from banks and other financial institutions	165,622	55,306	50,805	285	80	79	1,135	273,312
公允价值变化计入损益之金融负债	Financial liabilities at fair value through profit or loss	1,590	16	6,408	-	-	7	1,125	9,146
衍生金融工具	Derivative financial instruments	802	2,104	15,220	187	1	-	74	18,388
客户存款	Deposits from customers	221,966	238,324	578,692	7,700	3,316	10,628	33,287	1,093,913
按摊销成本发行之债务证券	Debt securities in issue at amortised cost	-	5,684	-	-	-	-	-	5,684
其他账项及准备 (包括应付税项及递延税项负债)	Other accounts and provisions (including current and deferred tax liabilities)	963	6,411	26,651	580	111	54	1,024	35,794
后偿负债	Subordinated liabilities	-	19,849	-	-	-	-	-	19,849
负债总额	Total liabilities	390,943	327,694	776,966	8,752	3,508	10,768	36,645	1,555,276
资产负债表头寸净值	Net on-balance sheet position	20,326	131,855	(9,308)	1,123	(2,546)	(10,097)	(11,219)	120,134
表外资产负债头寸净值*	Off-balance sheet net notional position*	(18,486)	(125,065)	125,852	(978)	2,413	10,068	10,696	4,500
或然负债及承担	Contingent liabilities and commitments	8,489	109,965	214,108	1,628	436	39	2,013	336,678

财务报表附注 (续) Notes to the Financial Statements (continued)
4. 金融风险管理 (续) 4. Financial risk management (continued)
4.2 市场风险 (续)
4.2 Market Risk (continued)
(B) 外汇风险 (续)
(B) Currency risk (continued)

		本银行 The Bank							
		2012							
	人民币 Renminbi	美元 US Dollars	港元 HK Dollars	欧元 Euro	日圆 Japanese Yen	英镑 Pound Sterling	其他 Others	总计 Total	
	港币 百万元 HK\$m	港币 百万元 HK\$m	港币 百万元 HK\$m	港币 百万元 HK\$m	港币 百万元 HK\$m	港币 百万元 HK\$m	港币 百万元 HK\$m	港币 百万元 HK\$m	
资产	Assets								
库存现金及存放银行及其他金融机构的结余	Cash and balances with banks and other financial institutions								
	136,801	21,292	5,505	1,359	255	278	1,307	166,797	
在银行及其他金融机构一至十二个月内到期之定期存放	Placements with banks and other financial institutions maturing between one and twelve months								
	13,421	29,216	2,284	20	-	-	-	44,941	
公允价值变化计入损益之金融资产	Financial assets at fair value through profit or loss								
	3,329	119	16,167	-	-	-	-	19,615	
衍生金融工具	Derivative financial instruments								
	253	5,071	24,961	-	-	-	27	30,312	
香港特别行政区政府负债证明书	Hong Kong SAR Government certificates of indebtedness								
	-	-	82,930	-	-	-	-	82,930	
贷款及其他账项	Advances and other accounts								
	52,721	153,062	434,566	5,662	582	52	5,603	652,248	
证券投资	Investment in securities								
- 可供出售证券	- Available-for-sale securities								
	48,972	174,174	70,019	7,294	76,298	338	16,846	393,941	
- 持有至到期日证券	- Held-to-maturity securities								
	-	5,659	90	-	1,912	-	2,703	10,364	
- 贷款及应收款	- Loans and receivables								
	-	5,846	-	-	-	2,231	-	8,077	
附属公司权益	Interests in subsidiaries								
	-	-	14,547	-	-	-	-	14,547	
联营公司及合资企业权益	Interests in associates and a joint venture								
	-	-	8	-	-	-	-	8	
投资物业	Investment properties								
	-	-	13,904	-	-	-	-	13,904	
物业、器材及设备	Properties, plant and equipment								
	-	-	40,143	-	-	-	-	40,143	
其他资产	Other assets								
	51	1,765	16,990	529	217	14	190	19,756	
资产总额	Total assets								
	255,548	396,204	722,114	14,864	79,264	2,913	26,676	1,497,583	

财务报表附注 (续) Notes to the Financial Statements (continued)

4. 金融风险管理 (续) 4. Financial risk management (continued)

4.2 市场风险 (续)

4.2 Market Risk (continued)

(B) 外汇风险 (续)

(B) Currency risk (continued)

		本银行							
		The Bank							
		2012							
		人民币	美元	港元	欧元	日圆	英镑	其他	总计
		Renminbi	US Dollars	HK Dollars	Euro	Japanese Yen	Pound Sterling	Others	Total
		港币	港币	港币	港币	港币	港币	港币	港币
		百万元	百万元	百万元	百万元	百万元	百万元	百万元	百万元
		HK\$m	HK\$m	HK\$m	HK\$m	HK\$m	HK\$m	HK\$m	HK\$m
负债	Liabilities								
香港特别行政区流通纸币	Hong Kong SAR currency notes in circulation	-	-	82,930	-	-	-	-	82,930
银行及其他金融机构之存款及结余	Deposits and balances from banks and other financial institutions	82,322	47,706	47,462	30	63	12	1,847	179,442
公允价值变化计入损益之金融负债	Financial liabilities at fair value through profit or loss	776	48	13,550	7	-	6	810	15,197
衍生金融工具	Derivative financial instruments	300	3,313	16,412	337	-	-	192	20,554
客户存款	Deposits from customers	162,860	210,382	585,526	9,011	3,214	11,658	27,155	1,009,806
按摊销成本发行之债务证券	Debt securities in issue at amortised cost	-	5,919	-	-	-	-	-	5,919
其他账项及准备 (包括应付税项及递延税项负债)	Other accounts and provisions (including current and deferred tax liabilities)	402	12,417	25,889	241	209	97	596	39,851
后偿负债	Subordinated liabilities	-	22,006	-	6,749	-	-	-	28,755
负债总额	Total liabilities	246,660	301,791	771,769	16,375	3,486	11,773	30,600	1,382,454
资产负债表头寸净值	Net on-balance sheet position	8,888	94,413	(49,655)	(1,511)	75,778	(8,860)	(3,924)	115,129
表外资产负债头寸净值*	Off-balance sheet net notional position*	(7,743)	(79,710)	157,945	1,393	(75,716)	8,594	4,046	8,809
或然负债及承担	Contingent liabilities and commitments	4,788	59,339	231,355	1,290	403	13	2,912	300,100

* 表外资产负债头寸净值指外汇衍生金融工具的名义合约净额净值。外汇衍生金融工具主要用来减低本集团及本银行之汇率变动风险。

* Off-balance sheet net notional position represents the net notional amounts of foreign currency derivative financial instruments, which are principally used to reduce the Group's and the Bank's exposure to currency movements.

财务报表附注（续） Notes to the Financial Statements (continued)

4. 金融风险管理（续） 4. Financial risk management (continued)

4.2 市场风险（续）

(C) 利率风险

利率风险是指因利率水平、资产负债期限结构等要素发生变动而可能导致银行整体收益和经济价值承受损失。本集团的利率风险承担主要来自结构性持仓。结构性持仓的主要利率风险类别为：

- 利率重订风险：资产与负债的到期日或重订价格期限可能错配，进而影响净利息收入；
- 利率基准风险：不同交易的定价基准不同，令资产的收益率和负债的成本可能会在同一重订价格期间以不同的幅度变化；
- 收益率曲线风险：由于收益率曲线非平行式移动而对净利息收入或经济价值产生负面影响；及
- 客户择权风险：由于资产、负债或表外项目附设有期权，当期权行使时会改变相关资产或负债的现金流。

4.2 Market Risk (continued)

(C) Interest rate risk

Interest rate risk means the risks to a bank's earnings and economic value arising from movements in interest rate and term structures of the bank's asset and liability positions. The Group's interest rate risk exposures are mainly structural. The major types of interest rate risk from structural positions are:

- Repricing risk: mismatches in the maturity or repricing periods of assets and liabilities that may affect net interest income;
- Basis risk: different pricing basis for different transactions resulting that the yield on assets and cost of liabilities may change by different amounts within the same repricing period;
- Yield curve risk: non-parallel shifts in the yield curve that may have an adverse impact on net interest income or economic value; and
- Option risk: exercise of the options embedded in assets, liabilities or off-balance sheet items that can cause a change in the cash flows of assets and liabilities.

财务报表附注（续） Notes to the Financial Statements (continued)

4. 金融风险管理（续） 4. Financial risk management (continued)

4.2 市场风险（续）

(C) 利率风险（续）

本集团风险管理架构同样适用于利率风险管理。根据风险委员会批准的《中银香港集团银行账利率风险管理政策》，资产负债管理委员会具体履行管理集团利率风险的职责。风险管理部（利率及流动资金风险管理）主责利率风险管理，在财务管理部之资产负债管理处和投资管理的配合下，协助资产负债管理委员会开展日常的利率风险管理工作，包括但不限于起草管理政策，选择管理方法，设立风险指标和限额，评估目标资产负债平衡表，监督利率风险管理政策与限额执行情况，向高层管理人员以及风险委员会提交利率风险管理报告等。

4.2 Market Risk (continued)

(C) Interest rate risk (continued)

The Group's risk management framework applies also to interest rate risk management. The ALCO exercises its oversight of interest rate risk in accordance with the "BOCHK Group Banking Book Interest Rate Risk Management Policy" approved by RC. RMD (Interest Rate and Liquidity Risk Management) is responsible for interest rate risk management. With the cooperation of the Asset and Liability Management Division of Financial Management Department and Investment Management, RMD assists the ALCO to perform day-to-day interest rate risk management. Its roles include, but are not limited to, the formulation of management policies, selection of methodologies, setting of risk indicators and limits, assessment of target balance sheet, monitoring of the compliance with policies and limits, and submission of interest rate risk management reports to the senior management and RC, etc.

财务报表附注（续） Notes to the Financial Statements (continued)

4. 金融风险管理（续） 4. Financial risk management (continued)

4.2 市场风险（续）

(C) 利率风险（续）

本集团设定利率风险指标及限额，用于识别、计量、监测和控制利率风险。主要风险指标和限额包括但不限于重订价缺口、利率基准风险、久期、基点现值(PVBP)、期权价格波动(Greeks)、净利息波动比率(NII)、经济价值波动比率(EV)（包括可供出售证券的次限额）等。主要风险指标和限额划分为三个层级，分别由财务总监及风险总监、资产负债管理委员会、风险委员会批准。承担利率风险的业务单位必须在利率风险指标限额范围内开展相关业务。集团推出银行账新产品或新业务前，相关单位须先执行风险评估程序，包括评估其潜在的利率风险，并考虑现行的利率风险监控机制是否足够。如拟推出的新产品或新业务对银行利率风险造成重大影响，须报风险委员会批准。

4.2 Market Risk (continued)

(C) Interest rate risk (continued)

The Group sets out interest rate risk indicators and limits to identify, measure, monitor and control interest rate risk. The indicators and limits include, but are not limited to, repricing gap limits, basis risk, duration, price value of a basis point ("PVBP"), Greeks, net interest income sensitivity ratio ("NII"), economic value sensitivity ratio ("EV") (including sub-limit for AFS securities), etc. The indicators and limits are classified into three levels, which are approved by the CFO and CRO, ALCO, RC respectively. Risk-taking business units are required to conduct their business within the boundary of the interest rate risk limits. Before launching a new product or business in the banking book, the relevant departments are required to go through a risk assessment process, which includes the assessment of underlying interest rate risk and consideration of the adequacy of current risk monitoring mechanism. Any material impact on interest rate risk noted during the risk assessment process will be submitted to RC for approval.

财务报表附注 (续) Notes to the Financial Statements (continued)

4. 金融风险管理 (续) 4. Financial risk management (continued)

4.2 市场风险 (续)

(C) 利率风险 (续)

净利息波动比率(NII)和经济价值波动比率(EV)反映利率变动对集团净利息收入和资本基础的影响,是本集团管理利率风险的重要风险指标。前者衡量利率变动导致的净利息收入变动占当年预期净利息收入的比率;后者衡量利率变化对银行经济价值(即按市场利率折算的资产、负债及表外业务预测现金流的净现值)的影响占最新资本基础的比率。风险委员会为这两项指标设定限额,用来监测和控制本集团银行账利率风险。

本集团采用情景分析和压力测试方法,评估不利市况下银行账可能承受的利率风险。情景分析和压力测试同时用于测试储蓄存款客户择权、按揭客户提早还款、以及内含期权债务证券提前还款对银行净利息收入和经济价值的影响。

4.2 Market Risk (continued)

(C) Interest rate risk (continued)

NII and EV assess the impact of interest rate movement on the Group's net interest income and capital base. They are the Group's key interest rate risk indicators. The former assesses the impact of interest rate movement on net interest income as a percentage to the projected net interest income for the year. The latter assesses the impact of interest rate movement on economic value (i.e. the net present value of cash flows of assets, liabilities and off-balance sheet items discounted using market interest rate) as a percentage to the latest capital base. Limits are set by the RC on these two indicators to monitor and control the Group's banking book interest rate risk.

The Group uses scenario analyses and stress tests to assess the banking book interest rate risk that the Group would face under adverse circumstances. Scenario analyses and stress tests are also used to assess the impact on net interest income and economic value arising from the optionality of savings deposits, the prepayment of mortgage loans and the prepayment of debt securities with embedded options.

财务报表附注 (续) Notes to the Financial Statements (continued)

4. 金融风险管理 (续) 4. Financial risk management (continued)

4.2 市场风险 (续)

4.2 Market Risk (continued)

(C) 利率风险 (续)

(C) Interest rate risk (continued)

本集团主要面对港元、美元及在岸及离岸人民币利率风险。截至2013年12月31日,若港元、美元及人民币的收益率曲线平行上移100个基点,其他因素不变情况下,对集团及银行未来12个月的净利息收入及对储备的影响如下:

The Group is principally exposed to HK Dollar, US Dollar, onshore and offshore Renminbi in terms of interest rate risk. As at 31 December 2013, if HK Dollar, US Dollar and Renminbi market interest rates had a 100 basis point parallel upward shift of the yield curve in relevant currency with other variables held constant, the impacts on net interest income over a twelve-month period and on reserves for the Group and the Bank would have been as follows:

		于12月31日对未来12个月 净利息收入的影响 Impact on net interest income over the next twelve months at 31 December				于12月31日对储备的影响 Impact on reserves at 31 December			
		本集团 The Group		本银行 The Bank		本集团 The Group		本银行 The Bank	
		2013	2012	2013	2012	2013	2012	2013	2012
		港币 百万元 HK\$m	港币 百万元 HK\$m	港币 百万元 HK\$m	港币 百万元 HK\$m	港币 百万元 HK\$m	港币 百万元 HK\$m	港币 百万元 HK\$m	港币 百万元 HK\$m
港元	HK Dollar	850	687	544	421	(299)	(271)	(237)	(215)
美元	US Dollar	(502)	(848)	(447)	(810)	(5,898)	(4,846)	(5,789)	(4,665)
人民币	Renminbi	(706)	(539)	(547)	(508)	(1,196)	(993)	(896)	(895)

财务报表附注 (续) Notes to the Financial Statements (continued)

4. 金融风险管理 (续) 4. Financial risk management (continued)

4.2 市场风险 (续)

(C) 利率风险 (续)

上述货币对净利息收入的整体负面影响较2012年减少主要由于相关货币的短期档利率敏感负缺口收窄所致。同时,可供出售证券会因收益率曲线平行上移100个基点,预计出现估值减少而令集团储备减少。储备减少幅度较2012年增加乃由于资本市场之可供出售证券规模增加。

本集团进行的压力测试采用较严峻的假设,主要假设相关货币息口的相关性变化、利率平行移动及在没有采取缓释风险情况下假设所有持仓均计至到期日为止及在同一档内利率重新订价或到期。个别产品的潜藏期权风险令产品的风险变得复杂,需选择习性假设以便更准确地反映利率风险承担。

4.2 Market Risk (continued)

(C) Interest rate risk (continued)

The overall negative impact on net interest income of the above currencies has decreased when compared with 2012 and is mainly because of the narrowed short term negative gaps in relevant currencies. Reserves would have been reduced because of the expected reduction in valuation of available-for-sale securities due to a parallel shift up of 100 basis point in the yield curve. The reduction of reserves is increased compared with 2012 because the size of available-for-sale securities in capital market is increased.

The Group uses more severe assumptions when conducting stress test, including a change in the correlation between interest rates of relevant currencies, parallel movement of interest rates, and that in the absence of actions that would be taken to mitigate the impact of interest rates shock, all positions are assumed to run to maturity and reprice or mature simultaneously within a given time band. As the risk is complicated by having optionality embedded in certain products, behavioural assumptions are made to reflect more accurately the interest rate risk exposures.

财务报表附注 (续) Notes to the Financial Statements (continued)

4. 金融风险管理 (续) 4. Financial risk management (continued)

4.2 市场风险 (续)

4.2 Market Risk (continued)

(C) 利率风险 (续)

(C) Interest rate risk (continued)

下表概述了本集团及本银行于12月31日的利率风险承担。表内以账面值列示资产及负债,并按合约重订息率日期或到期日(以较早者为准)分类。

The tables below summarise the Group's and the Bank's exposure to interest rate risk as at 31 December. Included in the tables are the assets and liabilities at carrying amounts, categorised by the earlier of contractual repricing or maturity dates.

		本集团 The Group						
		2013						
		一个月 Up to 1 month	一至 三 个月 1 to 3 months	三至 十二 个月 3 to 12 months	一至 五年 1 to 5 years	五年 以上 Over 5 years	不计息 Non- interest bearing	总计 Total
		港币 百万元 HK\$m	港币 百万元 HK\$m	港币 百万元 HK\$m	港币 百万元 HK\$m	港币 百万元 HK\$m	港币 百万元 HK\$m	港币 百万元 HK\$m
资产	Assets							
库存现金及存放银行及其他金融机构的结余	Cash and balances with banks and other financial institutions	336,154	-	-	-	-	17,326	353,480
在银行及其他金融机构一至十二个月内到期之定期存放	Placements with banks and other financial institutions maturing between one and twelve months	-	33,801	12,893	-	-	-	46,694
公允价值变化计入损益之金融资产	Financial assets at fair value through profit or loss	2,158	6,142	7,616	5,780	1,948	358	24,002
衍生金融工具	Derivative financial instruments	-	-	-	-	-	25,242	25,242
香港特别行政区政府负债证明书	Hong Kong SAR Government certificates of indebtedness	-	-	-	-	-	99,190	99,190
贷款及其他账项	Advances and other accounts	699,355	121,716	78,275	18,082	1,004	6,443	924,875
证券投资	Investment in securities							
- 可供出售证券	- Available-for-sale securities	47,934	57,864	76,763	141,106	69,872	1,470	395,009
- 持有至到期日证券	- Held-to-maturity securities	1,325	460	2,040	941	113	-	4,879
- 贷款及应收款	- Loans and receivables	1,660	2,931	3,354	-	-	-	7,945
联营公司及合企业权益	Interests in associates and a joint venture	-	-	-	-	-	292	292
投资物业	Investment properties	-	-	-	-	-	14,727	14,727
物业、器材及设备	Properties, plant and equipment	-	-	-	-	-	52,192	52,192
其他资产(包括递延税项资产)	Other assets (including deferred tax assets)	608	-	-	-	-	20,642	21,250
资产总额	Total assets	1,089,194	222,914	180,941	165,909	72,937	237,882	1,969,777

财务报表附注 (续) Notes to the Financial Statements (continued)

4. 金融风险管理 (续) 4. Financial risk management (continued)

4.2 市场风险 (续)

4.2 Market Risk (continued)

(C) 利率风险 (续)

(C) Interest rate risk (continued)

		本集团 The Group						
		2013						
		一至 一个月 Up to 1 month	一至 三个月 1 to 3 months	三至 十二个月 3 to 12 months	一至五年 1 to 5 years	五年以上 Over 5 years	不计息 Non- interest bearing	总计 Total
		港币百万元 HK\$m	港币百万元 HK\$m	港币百万元 HK\$m	港币百万元 HK\$m	港币百万元 HK\$m	港币百万元 HK\$m	港币百万元 HK\$m
负债	Liabilities							
香港特别行政区流通纸币	Hong Kong SAR currency notes in circulation	-	-	-	-	-	99,190	99,190
银行及其他金融机构之存款 及结余	Deposits and balances from banks and other financial institutions	240,026	3,768	671	-	-	33,808	278,273
公允价值变化计入损益之金融 负债	Financial liabilities at fair value through profit or loss	5,451	5,406	2,071	382	270	-	13,580
衍生金融工具	Derivative financial instruments	-	-	-	-	-	18,747	18,747
客户存款	Deposits from customers	953,827	169,169	124,513	10,589	39	71,239	1,329,376
按摊销成本发行之债务证券	Debt securities in issue at amortised cost	-	-	-	5,684	-	-	5,684
其他账项及准备 (包括应付 税项及递延税项负债)	Other accounts and provisions (including current and deferred tax liabilities)	19,947	2,588	4,106	397	-	30,097	57,135
后偿负债	Subordinated liabilities	-	-	-	-	19,849	-	19,849
负债总额	Total liabilities	1,219,251	180,931	131,361	17,052	20,158	253,081	1,821,834
利率敏感度缺口	Interest sensitivity gap	(130,057)	41,983	49,580	148,857	52,779	(15,199)	147,943

财务报表附注 (续) Notes to the Financial Statements (continued)
4. 金融风险管理 (续) 4. Financial risk management (continued)
4.2 市场风险 (续)
4.2 Market Risk (continued)
(C) 利率风险 (续)
(C) Interest rate risk (continued)

		本集团 The Group						
		2012						
		一个月 Up to 1 month	一至 三个月 1 to 3 months	三至 十二个月 3 to 12 months	一至五年 1 to 5 years	五年以上 Over 5 years	不计息 Non- interest bearing	总计 Total
		港币 百万 元 HK\$m	港币 百万 元 HK\$m	港币 百万 元 HK\$m	港币 百万 元 HK\$m	港币 百万 元 HK\$m	港币 百万 元 HK\$m	港币 百万 元 HK\$m
资产	Assets							
库存现金及存放银行及其他 金融机构的结余	Cash and balances with banks and other financial institutions	188,209	-	-	-	-	9,299	197,508
在银行及其他金融机构一至 十二个月内到期之定期存 放	Placements with banks and other financial institutions maturing between one and twelve months	-	24,152	41,873	-	-	-	66,025
公允价值变化计入损益之金融 资产	Financial assets at fair value through profit or loss	11,289	4,196	4,113	6,609	444	225	26,876
衍生金融工具	Derivative financial instruments	-	-	-	-	-	31,240	31,240
香港特别行政区政府负债证 明书	Hong Kong SAR Government certificates of indebtedness	-	-	-	-	-	82,930	82,930
贷款及其他账项	Advances and other accounts	620,505	118,455	64,651	9,495	22	6,556	819,684
证券投资	Investment in securities							
- 可供出售证券	- Available-for-sale securities	69,204	116,353	66,155	128,691	55,120	1,043	436,566
- 持有至到期日证券	- Held-to-maturity securities	2,600	5,547	550	3,457	1,190	-	13,344
- 贷款及应收款	- Loans and receivables	-	1,558	7,676	-	-	-	9,234
联营公司及合营企业权益	Interests in associates and a joint venture	-	-	-	-	-	259	259
投资物业	Investment properties	-	-	-	-	-	14,364	14,364
物业、器材及设备	Properties, plant and equipment	-	-	-	-	-	48,700	48,700
其他资产 (包括递延税项资 产)	Other assets (including deferred tax assets)	-	-	-	-	-	21,990	21,990
资产总额	Total assets	891,807	270,261	185,018	148,252	56,776	216,606	1,768,720

财务报表附注 (续) Notes to the Financial Statements (continued)

4. 金融风险管理 (续) 4. Financial risk management (continued)

4.2 市场风险 (续)

4.2 Market Risk (continued)

(C) 利率风险 (续)

(C) Interest rate risk (continued)

		本集团 The Group						
		2012						
		一至 一个月 Up to 1 month	一至 三个月 1 to 3 months	三至 十二个月 3 to 12 months	一至五年 1 to 5 years	五年以上 Over 5 years	不计息 Non- interest bearing	总计 Total
		港币 百万 HK\$m	港币 百万 HK\$m	港币 百万 HK\$m	港币 百万 HK\$m	港币 百万 HK\$m	港币 百万 HK\$m	港币 百万 HK\$m
负债	Liabilities							
香港特别行政区流通纸币	Hong Kong SAR currency notes in circulation	-	-	-	-	-	82,930	82,930
银行及其他金融机构之存款及结余	Deposits and balances from banks and other financial institutions	159,083	1,483	208	-	-	18,432	179,206
公允价值变化计入损益之金融负债	Financial liabilities at fair value through profit or loss	10,017	6,286	3,475	255	139	-	20,172
衍生金融工具	Derivative financial instruments	-	-	-	-	-	21,070	21,070
客户存款	Deposits from customers	924,314	129,374	110,938	5,969	38	62,321	1,232,954
按摊销成本发行之债务证券	Debt securities in issue at amortised cost	4	-	-	5,919	-	-	5,923
其他账项及准备 (包括应付税项及递延税项负债)	Other accounts and provisions (including current and deferred tax liabilities)	13,990	1,710	3,350	25	-	37,771	56,846
后偿负债	Subordinated liabilities	-	-	6,749	-	22,006	-	28,755
负债总额	Total liabilities	1,107,408	138,853	124,720	12,168	22,183	222,524	1,627,856
利率敏感度缺口	Interest sensitivity gap	(215,601)	131,408	60,298	136,084	34,593	(5,918)	140,864

财务报表附注 (续) Notes to the Financial Statements (continued)
4. 金融风险管理 (续) 4. Financial risk management (continued)
4.2 市场风险 (续)
4.2 Market Risk (continued)
(C) 利率风险 (续)
(C) Interest rate risk (continued)

		本银行 The Bank						
		2013						
		一个月 Up to 1 month	一至 三个月 1 to 3 months	三至 十二个月 3 to 12 months	一至五年 1 to 5 years	五年以上 Over 5 years	不计息 Non- interest bearing	总计 Total
		港币百万元 HK\$'m	港币百万元 HK\$'m	港币百万元 HK\$'m	港币百万元 HK\$'m	港币百万元 HK\$'m	港币百万元 HK\$'m	港币百万元 HK\$'m
资产	Assets							
库存现金及存放银行及其他金融机构的结余	Cash and balances with banks and other financial institutions	309,182	-	-	-	-	16,069	325,251
在银行及其他金融机构一至十二个月内到期之定期存放	Placements with banks and other financial institutions maturing between one and twelve months	-	20,420	1,648	-	-	-	22,068
公允价值变化计入损益之金融资产	Financial assets at fair value through profit or loss	1,630	5,238	4,450	4,375	1,948	3	17,644
衍生金融工具	Derivative financial instruments	-	-	-	-	-	24,648	24,648
香港特别行政区政府负债证明书	Hong Kong SAR Government certificates of indebtedness	-	-	-	-	-	99,190	99,190
贷款及其他账项	Advances and other accounts	586,302	93,425	46,744	11,371	772	1,983	740,597
证券投资	Investment in securities							
- 可供出售证券	- Available-for-sale securities	43,097	48,698	65,333	122,284	68,411	179	348,002
- 持有至到期日证券	- Held-to-maturity securities	823	285	1,425	941	113	-	3,587
- 贷款及应收款	- Loans and receivables	1,555	2,269	2,437	-	-	-	6,261
附属公司权益	Interests in subsidiaries	-	-	-	-	-	14,522	14,522
联营公司及合营企业权益	Interests in associates and a joint venture	-	-	-	-	-	8	8
投资物业	Investment properties	-	-	-	-	-	14,114	14,114
物业、器材及设备	Properties, plant and equipment	-	-	-	-	-	42,666	42,666
其他资产	Other assets	607	-	-	-	-	16,245	16,852
资产总额	Total assets	943,196	170,335	122,037	138,971	71,244	229,627	1,675,410
负债	Liabilities							
香港特别行政区流通纸币	Hong Kong SAR currency notes in circulation	-	-	-	-	-	99,190	99,190
银行及其他金融机构之存款及结余	Deposits and balances from banks and other financial institutions	237,438	2,854	223	-	-	32,797	273,312
公允价值变化计入损益之金融负债	Financial liabilities at fair value through profit or loss	4,749	3,679	66	382	270	-	9,146
衍生金融工具	Derivative financial instruments	-	-	-	-	-	18,388	18,388
客户存款	Deposits from customers	817,534	133,368	80,942	332	-	61,737	1,093,913
按摊销成本发行之债务证券	Debt securities in issue at amortised cost	-	-	-	5,684	-	-	5,684
其他账项及准备 (包括应付税项及递延税项负债)	Other accounts and provisions (including current and deferred tax liabilities)	16,625	-	-	-	-	19,169	35,794
后偿负债	Subordinated liabilities	-	-	-	-	19,849	-	19,849
负债总额	Total liabilities	1,076,346	139,901	81,231	6,398	20,119	231,281	1,555,276
利率敏感度缺口	Interest sensitivity gap	(133,150)	30,434	40,806	132,573	51,125	(1,654)	120,134

财务报表附注 (续) Notes to the Financial Statements (continued)
4. 金融风险管理 (续) 4. Financial risk management (continued)
4.2 市场风险 (续)
4.2 Market Risk (continued)
(C) 利率风险 (续)
(C) Interest rate risk (continued)

		本银行 The Bank						
		2012						
		一个月 Up to 1 month	一至 1 to 3 months	三至 3 to 12 months	一至五年 1 to 5 years	五年以上 Over 5 years	不计息 Non- interest bearing	总计 Total
		港币 百万 HK\$m	港币 百万 HK\$m	港币 百万 HK\$m	港币 百万 HK\$m	港币 百万 HK\$m	港币 百万 HK\$m	港币 百万 HK\$m
资产	Assets							
库存现金及存放银行及其他 金融机构的结余	Cash and balances with banks and other financial institutions	159,383	-	-	-	-	7,414	166,797
在银行及其他金融机构一至 十二个月内到期之定期存 放	Placements with banks and other financial institutions maturing between one and twelve months	-	12,654	32,287	-	-	-	44,941
公允价值变化计入损益之金融 资产	Financial assets at fair value through profit or loss	10,966	1,593	1,625	4,974	444	13	19,615
衍生金融工具	Derivative financial instruments	-	-	-	-	-	30,312	30,312
香港特别行政区政府负债证 明书	Hong Kong SAR Government certificates of indebtedness	-	-	-	-	-	82,930	82,930
贷款及其他账项	Advances and other accounts	515,570	91,977	36,472	6,596	7	1,626	652,248
证券投资	Investment in securities							
- 可供出售证券	- Available-for-sale securities	64,467	106,009	55,790	115,351	52,184	140	393,941
- 持有至到期日证券	- Held-to-maturity securities	1,505	4,257	550	2,862	1,190	-	10,364
- 贷款及应收款	- Loans and receivables	-	1,266	6,811	-	-	-	8,077
附属公司权益	Interests in subsidiaries	-	-	-	-	-	14,547	14,547
联营公司及合营企业权益	Interests in associates and a joint venture	-	-	-	-	-	8	8
投资物业	Investment properties	-	-	-	-	-	13,904	13,904
物业、器材及设备	Properties, plant and equipment	-	-	-	-	-	40,143	40,143
其他资产	Other assets	-	-	-	-	-	19,756	19,756
资产总额	Total assets	751,891	217,756	133,535	129,783	53,825	210,793	1,497,583
负债	Liabilities							
香港特别行政区流通纸币	Hong Kong SAR currency notes in circulation	-	-	-	-	-	82,930	82,930
银行及其他金融机构之存款 及结余	Deposits and balances from banks and other financial institutions	161,428	232	175	-	-	17,607	179,442
公允价值变化计入损益之金融 负债	Financial liabilities at fair value through profit or loss	8,598	4,193	2,012	255	139	-	15,197
衍生金融工具	Derivative financial instruments	-	-	-	-	-	20,554	20,554
客户存款	Deposits from customers	791,150	93,542	71,721	230	-	53,163	1,009,806
按摊销成本发行之债务证券	Debt securities in issue at amortised cost	-	-	-	5,919	-	-	5,919
其他账项及准备 (包括应付 税项及递延税项负债)	Other accounts and provisions (including current and deferred tax liabilities)	11,679	-	-	-	-	28,172	39,851
后偿负债	Subordinated liabilities	-	-	6,749	-	22,006	-	28,755
负债总额	Total liabilities	972,855	97,967	80,657	6,404	22,145	202,426	1,382,454
利率敏感度缺口	Interest sensitivity gap	(220,964)	119,789	52,878	123,379	31,680	8,367	115,129

财务报表附注（续） Notes to the Financial Statements (continued)

4. 金融风险管理（续） 4. Financial risk management (continued)

4.3 流动资金风险

流动资金风险是指银行因无法提供充裕资金以应对资产增加或履行到期义务，而可能要承受的不欲接受的损失。本集团遵循稳健的流动资金风险偏好，确保在正常情况或压力情景下均有能力提供稳定、可靠和足够的现金来源，满足流动资金需求；在极端情景下无需借助金管局的流动性支持，累积的净现金流为正值，可以保证基本生存期内的流动资金需要。

4.3 Liquidity Risk

Liquidity risk is the risk that banks fail to provide sufficient funds to grow assets or pay due obligations, and need to bear an unacceptable loss. The Group maintains sound liquidity risk appetite to provide stable, reliable and adequate sources of cash to meet liquidity needs under normal circumstances or stressed scenarios; and to survive with net positive cumulative cash flow in extreme scenarios, without requesting HKMA to act as the lender of last resort.

财务报表附注（续） Notes to the Financial Statements (continued)

4. 金融风险管理（续） 4. Financial risk management (continued)

4.3 流动资金风险（续）

本集团管理流动资金风险的目标，是按照流动资金风险偏好，以合理的成本有效管理资产负债表内及表外业务的流动性，实现稳健经营和持续盈利。本集团以客户存款为主要的资金来源，积极吸纳和稳定核心存款，并辅以同业市场拆入款项及在资本市场发行票据，确保稳定和充足的资金来源。本集团根据不同期限及压力情景下的流动资金需求，安排资产组合的结构（包括贷款、债券投资及拆放同业等），保持充足的流动资产，以便提供足够的流动资金支持正常业务需要，及在紧急情况下有能力以合理的成本及时筹集到资金，保证对外支付。本集团致力实现融资渠道和资金运用的多样化，以避免资产负债过于集中，防止因资金来源或运用过于集中在某个方面，当其出现问题时，导致整个资金供应链断裂，触发流动资金风险。本集团制订了集团内部流动资金风险管理指引，管理集团内各成员之间的流动资金，避免相互间在资金上过度依赖。本集团亦注重管理表外业务，如贷款承诺、衍生工具、期权及其他复杂的结构性产品可能产生的流动资金风险。本集团的流动资金风险管理策略涵盖了外币资产负债流动管理、抵押品、即日流动性、集团内流动性以及其他风险引致的流动资金风险等，并针对流动资金风险制订了应急计划。

4.3 Liquidity Risk (continued)

The Group's liquidity risk management objective is to effectively manage the liquidity of on- and off-balance sheet items with reasonable cost based on the liquidity risk appetite to achieve sound operation and sustainable profitability. Customer deposits are the Group's primary source of funds. To ensure stable and sufficient source of funds are in place, the Group actively attracts new deposits, keeps the core deposit and obtains supplementary funding from the interbank market or by issuing bills in the capital market. According to different term maturities and the results of funding needs estimated from stressed scenarios, the Group adjusts its asset structure (including loans, bonds investment, interbank placement, etc.) to maintain sufficient liquid assets which provides adequate funds in support of normal business needs and ensure its ability to raise funds at a reasonable cost to serve external claims in case of emergency. The Group is committed to diversify the source of funds and the use of funds to avoid excessive concentration of assets and liabilities and prevent triggering liquidity risk due to the break of funding strand when problem occurred in one concentrated funding source. The Group has established intragroup liquidity risk management guideline to manage the liquidity funding among different entities within the Group, and to restrict their reliance of funding on each other. The Group also pays attention to manage liquidity risk created by off-balance sheet activities, such as loan commitments, derivatives, options and other complex structured products. The Group has overall liquidity risk management strategy to cover the liquidity management of foreign currency assets and liabilities, collaterals, intra-day liquidity, intra-group liquidity, the liquidity risk arising from other risks, etc., and has formulated corresponding contingency plan.

财务报表附注（续） Notes to the Financial Statements (continued)

4. 金融风险管理（续） 4. Financial risk management (continued)

4.3 流动资金风险（续）

风险委员会是流动资金风险管理决策机关，并对流动资金风险承担最终管理责任。风险委员会授权资产负债管理委员会（ALCO）管理日常的流动资金风险，确保本集团的业务经营符合风险委员会设定的流动资金风险偏好和政策规定。风险管理部（利率及流动资金风险管理）主责本集团流动资金风险管理，它与财务管理部之资产负债管理处、投资管理等合作，根据各自的职责分工协助资产负债管理委员会履行具体的流动资金管理职能。

本集团设定流动资金风险指标和限额，每日用来识别、计量、监测和控制流动资金风险，包括但不限于流动比率、贷存比率、最大累计现金流出、以及流动性缓冲资产组合等。本集团采用现金流量分析以评估本集团于正常情况下的流动资金状况，并最少每月进行流动资金风险压力测试（包括自身危机、市场危机情况及合并危机）和其他方法，评估集团抵御各种严峻流动资金危机的能力。本集团亦建立了资产负债管理系统，提供数据及协助编制常规管理报表，以管理好流动资金风险。

4.3 Liquidity Risk (continued)

The RC is the decision-making authority of liquidity risk management, and assumes the ultimate responsibility of liquidity risk management. As authorised by RC, ALCO exercises its oversight of liquidity risk and ensures the daily operations of the Group are in accordance with risk appetite and policies as set by RC. RMD (Interest Rate and Liquidity Risk Management) is responsible for overseeing the Group's liquidity risk. It cooperates with the Asset and Liability Management Division of Financial Management Department, Investment Management, etc. to assist the ALCO to perform liquidity management functions according to their specific responsibilities.

The Group established liquidity risk management indicators and limits to identify, measure, monitor and control liquidity risk on daily basis. Such indicators and limits include, but are not limited to liquidity ratio, loan-to-deposit ratio, Maximum Cumulative Cash Outflow ("MCO") and liquidity buffer asset portfolio. The Group applies cash flow analysis to assess the Group's liquidity condition under normal conditions and also performs liquidity stress test (including institution specific, general market crisis and combined crisis) and other methods at least on monthly basis to assess the Group's capability to withstand various severe liquidity crises. Also, the Assets and Liabilities Management System is developed to provide data and the preparation for regular management reports to facilitate liquidity risk management duties.

财务报表附注 (续) Notes to the Financial Statements (continued)

4. 金融风险管理 (续) 4. Financial risk management (continued)

4.3 流动资金风险 (续)

本集团根据金管局于 2011 年颁布之监管政策手册 LM-2《稳健的流动资金风险管理系统及管控措施》中的要求，对现有的现金流分析及压力测试当中所采用的习性模型及假设进行重检并于 2013 年落实实施，以强化本集团于日常及压力情景下的现金流分析。在日常情况下的现金流分析，本集团对各项应用于表内（如客户存款）及表外（如贷款承诺）项目的假设作出优化。因应不同资产、负债及表外项目的特性，根据合约到期日、客户习性假设及资产负债规模变化假设，以预测本集团的未来现金流量状况。本集团设定「最大累计现金流出」指标，根据以上假设预测在日常情况下的未来 30 日之最大累计现金净流出，以评估本集团的融资能力是否足以应付该现金流缺口，以达到持续经营的目的。于 2013 年 12 月 31 日，在没有考虑出售未到期有价证券的现金流入之情况下，中银香港之 30 日累计现金流是净流入，为港币 270.90 亿元，符合内部限额要求。

4.3 Liquidity Risk (continued)

In accordance with the requirements of Supervisory Policy Manual LM-2 "Sound Systems and controls for Liquidity Risk Management" issued by the HKMA in 2011, the Group has embarked on refining the behaviour model and assumptions of existing cash flow analysis and stress test to enhance the Group's cash flow analysis under both normal and stressed conditions which are implemented in 2013. In cash flow analysis under normal circumstances, refinements have been made to assumptions relating to on-balance sheet items (such as customer deposits) and off-balance sheet items (such as loan commitments). According to various characteristics of the assets, liabilities and off-balance sheet items, the Group forecasts the future cash flow based on contractual maturity date and the assumptions of customer behaviour and balance sheet changes. The Group establishes MCO indicator which predicts the future 30 days maximum cumulative net cash outflow in normal situations based on the above assumptions, to assess if the Group has sufficient financing capacity to meet the cash flow gap in order to achieve the objective of continuing operation. As at 31 December 2013, before taking the cash inflow through the sale of outstanding marketable securities into consideration, BOCHK's 30 day cumulative cash flow was a net cash inflow, amounting to HK\$27,090 million and was in compliant with the internal limit requirements.

财务报表附注 (续) Notes to the Financial Statements (continued)

4. 金融风险管理 (续) 4. Financial risk management (continued)

4.3 流动资金风险 (续)

在流动资金风险压力测试中，新增了合并情景，结合自身危机及市场危机，并采用一套更严谨的假设，以评估本集团于更严峻的流动资金危机情况下的抵御能力。压力测试的假设包括零售存款、批发存款及同业存款之流失率，贷款承担及与贸易相关的或然负债之提取率，贷款逾期比例及滚存率，同业拆出及有价证券的折扣率等。于2013年12月31日，本集团在以上三种压力情景下都能维持正现金流，表示本集团有能力应付压力情景下的融资需要。此外，本集团的管理政策要求本集团维持缓冲资产组合，当中包括高质素的有价证券以确保在压力情况下的资金需求。应急计划明确了需根据压力测试结果和预警指标结果为启动方案的条件，并详述了相关行动计划、程序以及各相关部门的职责。

在部分衍生工具合约中，交易对手有权基于对集团的信用状况的关注而向集团收取额外的抵押品。

4.3 Liquidity Risk (continued)

In the liquidity stress test, a new combined scenario which is a combination of institution specific and general market crisis has been set up to assess the Group's capability to withstand a more severe liquidity crisis, with a more stringent set of assumptions being adopted. Stress test assumptions include the run-off rate of retail, wholesale and interbank deposits; drawdown rate of loan commitments and trade-related contingent liabilities; delinquency ratio and rollover rate of customer loan; and haircut of interbank placement and marketable securities. As at 31 December 2013, the Group was able to maintain a positive cash flow under the three stressed scenarios, indicating the Group has the ability to meet financing needs under stressed conditions. In addition, the Group has a policy in place to maintain an asset buffer portfolio which includes high quality marketable securities to ensure funding needs even under stressed scenarios. A contingency plan is being established which details the conditions to trigger the plan based on stress test results and early warning indicators, the action plans and relevant procedures and responsibility of various departments.

In certain derivative contracts, the counterparties have right to request the Group for additional collateral if they have concerns on the Group's creditworthiness.

财务报表附注 (续) Notes to the Financial Statements (continued)

4. 金融风险管理 (续) 4. Financial risk management (continued)

4.3 流动资金风险 (续)

本集团对流动资金风险的管理，同时适用于新产品或新业务。在新产品或业务推出前，相关单位必须首先履行风险评估程序，包括评估潜在的流动资金风险，并考虑现行管理措施是否足够控制相关风险。如果新产品或新业务可能对银行流动资金风险形成重大影响，须上报风险委员会审批。

本集团制订统一的流动资金风险管理政策，规范和指导所有集团成员的流动资金风险管理；各附属机构根据集团的统一政策，结合自身特点制订具体的管理办法（需经中银香港认可），并承担管理本机构流动资金风险的责任。各附属机构须定期向中银香港报告流动资金风险管理信息，中银香港风险管理部（利率及流动资金风险管理）汇总各附属机构的信息，对整个集团的流动资金风险状况进行评估。

(A) 流动资金比率

平均流动资金比率

平均流动资金比率是以本银行年内每月平均流动资金比率的简单平均值计算。

流动资金比率是根据《银行业条例》附表四及以单独基准（即只包括香港办事处）计算。

4.3 Liquidity Risk (continued)

The Group's liquidity risk management also covers new product or business development. Before launching a new product or business, the relevant departments are required to go through a risk assessment process, which includes the assessment of underlying liquidity risk and consideration of the adequacy of the current risk management mechanism. Any material impact on liquidity risk noted during the risk assessment process will be reported to RC for approval.

The Group has established a set of uniform liquidity risk management policies which serve as standards and guidance to all the Group's members for liquidity risk management. On the basis of the Group's uniform policy, each of the subsidiaries develops its own liquidity management policies according to its own characteristics (subject to approval by BOCHK), and assumes its own liquidity risk management responsibility. Subsidiaries are required to report their respective liquidity positions on a regular basis to RMD (Interest Rate and Liquidity Risk Management) of BOCHK, which consolidates such information and evaluates group-wide liquidity risk.

(A) Liquidity ratio

Average liquidity ratio

The average liquidity ratio is calculated as the simple average of each calendar month's average liquidity ratio of the Bank for the year.

The liquidity ratio is computed on the solo basis (the Hong Kong offices only) and is in accordance with the Fourth Schedule to the Banking Ordinance.

	2013	2012
	37.93%	41.20%

财务报表附注 (续) Notes to the Financial Statements (continued)

4. 金融风险管理 (续) 4. Financial risk management (continued)

4.3 流动资金风险 (续)

4.3 Liquidity Risk (continued)

(B) 到期日分析

(B) Maturity analysis

下表为本集团及本银行于12月31日之资产及负债的到期日分析，按于结算日时，资产及负债相距合约到期日的剩余期限分类。

Tables below analyse assets and liabilities of the Group and the Bank as at 31 December into relevant maturity groupings based on the remaining period at balance sheet date to the contractual maturity date.

		本集团 The Group 2013							
		即期 On demand	一个月 Up to 1 month	一至 三个月 1 to 3 months	三至 十二个月 3 to 12 months	一至五年 1 to 5 years	五年以上 Over 5 years	不确定 日期 Indefinite	总计 Total
		港币 百万元 HK\$m	港币 百万元 HK\$m	港币 百万元 HK\$m	港币 百万元 HK\$m	港币 百万元 HK\$m	港币 百万元 HK\$m	港币 百万元 HK\$m	港币 百万元 HK\$m
资产	Assets								
库存现金及存放银行及其他金融机构的结余	Cash and balances with banks and other financial institutions	246,105	94,800	-	-	-	-	12,575	353,480
在银行及其他金融机构一至十二个月内到期之定期存放	Placements with banks and other financial institutions maturing between one and twelve months	-	-	33,801	12,893	-	-	-	46,694
公允价值变化计入损益之金融资产	Financial assets at fair value through profit or loss								
- 交易性	- held for trading								
- 存款证	- certificates of deposit	-	18	13	78	30	-	-	139
- 债务证券	- debt securities	-	1,814	6,126	6,195	5,595	1,937	-	21,667
- 界定为以公允价值变化计入损益	- designated at fair value through profit or loss								
- 债务证券	- debt securities	-	10	10	455	1,363	-	-	1,838
- 股份证券	- equity securities	-	-	-	-	-	-	358	358
衍生金融工具	Derivative financial instruments	13,672	2,137	1,287	2,761	1,766	3,619	-	25,242
香港特别行政区政府负债证明书	Hong Kong SAR Government certificates of indebtedness	99,190	-	-	-	-	-	-	99,190
贷款及其他账项	Advances and other accounts								
- 客户贷款	- advances to customers	82,303	29,710	55,130	143,186	317,087	224,648	1,965	854,029
- 贸易票据	- trade bills	6	16,254	19,003	35,583	-	-	-	70,846
证券投资	Investment in securities								
- 可供出售	- available-for-sale								
- 存款证	- certificates of deposit	-	10,419	13,749	36,106	16,836	-	-	77,110
- 债务证券	- debt securities	-	16,397	23,791	49,711	155,071	71,453	6	316,429
- 持有至到期日	- held-to-maturity								
- 存款证	- certificates of deposit	-	-	-	-	77	-	-	77
- 债务证券	- debt securities	-	565	136	2,043	1,759	254	45	4,802
- 贷款及应收款	- loans and receivables	-	-	-	-	-	-	-	-
- 债务证券	- debt securities	-	1,660	2,931	3,354	-	-	-	7,945
- 股份证券	- equity securities	-	-	-	-	-	-	1,470	1,470
联营公司及合营企业权益	Interests in associates and a joint venture	-	-	-	-	-	-	292	292
投资物业	Investment properties	-	-	-	-	-	-	14,727	14,727
物业、器材及设备	Properties, plant and equipment	-	-	-	-	-	-	52,192	52,192
其他资产 (包括递延税项资产)	Other assets (including deferred tax assets)	6,772	13,925	88	248	125	4	88	21,250
资产总额	Total assets	448,048	187,709	156,065	292,613	499,709	301,915	83,718	1,969,777

财务报表附注 (续) Notes to the Financial Statements (continued)

4. 金融风险管理 (续) 4. Financial risk management (continued)

4.3 流动资金风险 (续) 4.3 Liquidity Risk (continued)

(B) 到期日分析 (续) (B) Maturity analysis (continued)

		本集团 The Group							
		2013							
		即期	一个月	一至	三至	一至五年	五年以上	不确定	总计
		On	Up to	1 to 3	3 to 12	1 to 5	Over	日期	Total
		demand	1 month	months	months	years	5 years	Indefinite	
		港币	港币	港币	港币	港币	港币	港币	港币
		百万元	百万元	百万元	百万元	百万元	百万元	百万元	百万元
		HK\$m	HK\$m	HK\$m	HK\$m	HK\$m	HK\$m	HK\$m	HK\$m
负债	Liabilities								
香港特别行政区流通纸币	Hong Kong SAR currency notes in circulation	99,190	-	-	-	-	-	-	99,190
银行及其他金融机构之存款及结余	Deposits and balances from banks and other financial institutions	222,879	50,955	3,768	671	-	-	-	278,273
公允价值变化计入损益之金融负债	Financial liabilities at fair value through profit or loss	-	5,451	5,406	2,071	382	270	-	13,580
衍生金融工具	Derivative financial instruments	9,276	1,661	1,047	3,217	2,894	652	-	18,747
客户存款	Deposits from customers	748,041	274,945	169,101	124,664	12,586	39	-	1,329,376
按摊销成本发行之债务证券	Debt securities in issue at amortised cost	-	-	-	32	5,652	-	-	5,684
其他账项及准备 (包括应付税项及递延税项负债)	Other accounts and provisions (including current and deferred tax liabilities)	24,890	14,003	4,031	6,402	7,798	11	-	57,135
后偿负债	Subordinated liabilities	-	-	418	-	-	19,431	-	19,849
负债总额	Total liabilities	1,104,276	347,015	183,771	137,057	29,312	20,403	-	1,821,834
流动资金缺口	Net liquidity gap	(656,228)	(159,306)	(27,706)	155,556	470,397	281,512	83,718	147,943

财务报表附注 (续) Notes to the Financial Statements (continued)

4. 金融风险管理 (续) 4. Financial risk management (continued)

4.3 流动资金风险 (续) 4.3 Liquidity Risk (continued)

(B) 到期日分析 (续) (B) Maturity analysis (continued)

		本集团 The Group (重列) (Restated) 2012							
		即期 On demand	一个月 Up to 1 month	一至 三 1 to 3 months	三至 十二 3 to 12 months	一至五年 1 to 5 years	五年以上 Over 5 years	不确定 日期 Indefinite	总计 Total
		港币 百万元 HK\$m	港币 百万元 HK\$m	港币 百万元 HK\$m	港币 百万元 HK\$m	港币 百万元 HK\$m	港币 百万元 HK\$m	港币 百万元 HK\$m	港币 百万元 HK\$m
资产	Assets								
库存现金及存放银行及其他金融机构的结余	Cash and balances with banks and other financial institutions	144,294	42,938	-	-	-	-	10,276	197,508
在银行及其他金融机构一至十二个月内到期之定期存放	Placements with banks and other financial institutions maturing between one and twelve months	-	-	24,152	41,873	-	-	-	66,025
公允价值变化计入损益之金融资产	Financial assets at fair value through profit or loss								
- 交易性	- held for trading								
- 存款证	- certificates of deposit	-	67	64	14	-	-	-	145
- 债务证券	- debt securities	-	11,067	3,816	3,439	5,574	440	-	24,336
- 界定为以公允价值变化计入损益	- designated at fair value through profit or loss								
- 债务证券	- debt securities	-	8	246	344	1,572	-	-	2,170
- 股份证券	- equity securities	-	-	-	-	-	-	225	225
衍生金融工具	Derivative financial instruments	17,690	2,535	2,032	3,418	1,491	4,074	-	31,240
香港特别行政区政府负债证明书	Hong Kong SAR Government certificates of indebtedness	82,930	-	-	-	-	-	-	82,930
贷款及其他账项	Advances and other accounts								
- 客户贷款	- advances to customers	60,021	19,055	53,963	138,157	288,680	213,106	1,522	774,504
- 贸易票据	- trade bills	76	10,150	15,765	19,189	-	-	-	45,180
证券投资	Investment in securities								
- 可供出售	- available-for-sale								
- 存款证	- certificates of deposit	-	2,818	15,055	44,929	7,952	-	-	70,754
- 债务证券	- debt securities	-	49,037	75,998	40,595	141,615	57,515	9	364,769
- 持有至到期日	- held-to-maturity								
- 存款证	- certificates of deposit	-	465	-	332	77	-	-	874
- 债务证券	- debt securities	-	396	2,682	3,510	4,396	1,384	102	12,470
- 贷款及应收款	- loans and receivables	-	-	1,558	7,676	-	-	-	9,234
- 债务证券	- debt securities	-	-	-	-	-	-	1,043	1,043
- 股份证券	- equity securities	-	-	-	-	-	-	-	-
联营公司及合资企业权益	Interests in associates and a joint venture	-	-	-	-	-	-	259	259
投资物业	Investment properties	-	-	-	-	-	-	14,364	14,364
物业、器材及设备	Properties, plant and equipment	-	-	-	-	-	-	48,700	48,700
其他资产 (包括递延税项资产)	Other assets (including deferred tax assets)	7,754	13,957	67	126	62	-	24	21,990
资产总额	Total assets	312,765	152,493	195,398	303,602	451,419	276,519	76,524	1,768,720

财务报表附注 (续) Notes to the Financial Statements (continued)

4. 金融风险管理 (续) 4. Financial risk management (continued)

4.3 流动资金风险 (续) 4.3 Liquidity Risk (continued)

(B) 到期日分析 (续) (B) Maturity analysis (continued)

		本集团 The Group (重列) (Restated)							
		2012							
		即期 On demand	一个月 Up to 1 month	一至 三 1 to 3 months	三至 十二 3 to 12 months	一至五年 1 to 5 years	五年以上 Over 5 years	不确定 日期 Indefinite	总计 Total
		港币 百万元 HK\$m	港币 百万元 HK\$m	港币 百万元 HK\$m	港币 百万元 HK\$m	港币 百万元 HK\$m	港币 百万元 HK\$m	港币 百万元 HK\$m	港币 百万元 HK\$m
负债	Liabilities								
香港特别行政区流通纸币	Hong Kong SAR currency notes in circulation	82,930	-	-	-	-	-	-	82,930
银行及其他金融机构之存款及结余	Deposits and balances from banks and other financial institutions	140,245	37,270	1,483	208	-	-	-	179,206
公允价值变化计入损益之金融负债	Financial liabilities at fair value through profit or loss	-	10,017	6,287	3,475	254	139	-	20,172
衍生金融工具	Derivative financial instruments	13,022	668	865	1,763	3,450	1,302	-	21,070
客户存款	Deposits from customers	705,008	279,402	129,269	111,327	7,910	38	-	1,232,954
按摊销成本发行之债务证券	Debt securities in issue at amortised cost	-	4	-	32	5,887	-	-	5,923
其他账项及准备 (包括应付税项及递延税项负债)	Other accounts and provisions (including current and deferred tax liabilities)	27,597	14,148	2,998	4,540	7,557	6	-	56,846
后偿负债	Subordinated liabilities	-	-	418	-	-	28,337	-	28,755
负债总额	Total liabilities	968,802	341,509	141,320	121,345	25,058	29,822	-	1,627,856
流动资金缺口	Net liquidity gap	(656,037)	(189,016)	54,078	182,257	426,361	246,697	76,524	140,864

若干比较数字已重新分类,以符合本年之列示形式。

Certain comparative amounts have been reclassified to conform with the current year's presentation.

财务报表附注 (续) Notes to the Financial Statements (continued)
4. 金融风险管理 (续) 4. Financial risk management (continued)
4.3 流动资金风险 (续) 4.3 Liquidity Risk (continued)
(B) 到期日分析 (续) (B) Maturity analysis (continued)

		本银行 The Bank 2013							
		即期 On demand	一个月 Up to 1 month	一至 三 1 to 3 months	三至 十二 3 to 12 months	一至五年 1 to 5 years	五年以上 Over 5 years	不确定 日期 Indefinite	总计 Total
		港币 百万元 HK\$m	港币 百万元 HK\$m	港币 百万元 HK\$m	港币 百万元 HK\$m	港币 百万元 HK\$m	港币 百万元 HK\$m	港币 百万元 HK\$m	港币 百万元 HK\$m
资产	Assets								
库存现金及存放银行及其他金融机构的结余	Cash and balances with banks and other financial institutions	239,020	86,231	-	-	-	-	-	325,251
在银行及其他金融机构一至十二个月内到期之定期存放	Placements with banks and other financial institutions maturing between one and twelve months	-	-	20,420	1,648	-	-	-	22,068
公允价值变化计入损益之金融资产	Financial assets at fair value through profit or loss								
- 交易性	- held for trading								
- 存款证	- certificates of deposit	-	5	13	68	10	-	-	96
- 债务证券	- debt securities	-	1,300	5,221	3,493	5,594	1,937	-	17,545
- 股份证券	- equity securities	-	-	-	-	-	-	3	3
衍生金融工具	Derivative financial instruments	13,154	2,090	1,280	2,716	1,789	3,619	-	24,648
香港特别行政区政府负债证明书	Hong Kong SAR Government certificates of indebtedness	99,190	-	-	-	-	-	-	99,190
贷款及其他账项	Advances and other accounts								
- 客户贷款	- advances to customers	69,310	23,783	40,669	99,869	260,274	189,446	1,615	684,966
- 贸易票据	- trade bills	5	13,227	13,242	29,157	-	-	-	55,631
证券投资	Investment in securities								
- 可供出售	- available-for-sale								
- 存款证	- certificates of deposit	-	10,257	12,114	29,198	15,197	-	-	66,766
- 债务证券	- debt securities	-	13,708	20,943	43,890	132,501	70,009	6	281,057
- 持有至到期日	- held-to-maturity								
- 债务证券	- debt securities	-	563	136	1,428	1,161	254	45	3,587
- 贷款及应收款	- loans and receivables								
- 债务证券	- debt securities	-	1,555	2,269	2,437	-	-	-	6,261
- 股份证券	- equity securities	-	-	-	-	-	-	179	179
附属公司权益	Interests in subsidiaries	-	-	-	-	-	-	14,522	14,522
联营公司及合资企业权益	Interests in associates and a joint venture	-	-	-	-	-	-	8	8
投资物业	Investment properties	-	-	-	-	-	-	14,114	14,114
物业、器材及设备	Properties, plant and equipment	-	-	-	-	-	-	42,666	42,666
其他资产	Other assets	6,244	10,263	108	151	41	-	45	16,852
资产总额	Total assets	426,923	162,982	116,415	214,055	416,567	265,265	73,203	1,675,410

财务报表附注 (续) Notes to the Financial Statements (continued)

4. 金融风险管理 (续) 4. Financial risk management (continued)

4.3 流动资金风险 (续) 4.3 Liquidity Risk (continued)

(B) 到期日分析 (续) (B) Maturity analysis (continued)

		本银行 The Bank							
		2013							
		即期	一个月内	一至	三至	一至五年	五年以上	不确定	总计
		On	Up to	1 to 3	3 to 12	1 to 5	Over	日期	Total
		demand	1 month	months	months	years	5 years	Indefinite	
		港币	港币	港币	港币	港币	港币	港币	港币
		百万元	百万元	百万元	百万元	百万元	百万元	百万元	百万元
		HK\$'m	HK\$'m	HK\$'m	HK\$'m	HK\$'m	HK\$'m	HK\$'m	HK\$'m
负债	Liabilities								
香港特别行政区流通纸币	Hong Kong SAR currency notes in circulation	99,190	-	-	-	-	-	-	99,190
银行及其他金融机构之存款及结余	Deposits and balances from banks and other financial institutions	221,866	48,369	2,854	223	-	-	-	273,312
公允价值变化计入损益之金融负债	Financial liabilities at fair value through profit or loss	-	4,749	3,679	66	382	270	-	9,146
衍生金融工具	Derivative financial instruments	9,112	1,584	1,021	3,188	2,831	652	-	18,388
客户存款	Deposits from customers	657,812	221,459	133,368	80,942	332	-	-	1,093,913
按摊销成本发行之债务证券	Debt securities in issue at amortised cost	-	-	-	32	5,652	-	-	5,684
其他账项及准备 (包括应付税项及递延税项负债)	Other accounts and provisions (including current and deferred tax liabilities)	18,479	8,470	1,069	1,833	5,943	-	-	35,794
后偿负债	Subordinated liabilities	-	-	418	-	-	19,431	-	19,849
负债总额	Total liabilities	1,006,459	284,631	142,409	86,284	15,140	20,353	-	1,555,276
流动资金缺口	Net liquidity gap	(579,536)	(121,649)	(25,994)	127,771	401,427	244,912	73,203	120,134

财务报表附注 (续) Notes to the Financial Statements (continued)
4. 金融风险管理 (续) 4. Financial risk management (continued)
4.3 流动资金风险 (续) 4.3 Liquidity Risk (continued)
(B) 到期日分析 (续) (B) Maturity analysis (continued)

		本银行 The Bank 2012							
		即期 On demand	一个月 Up to 1 month	一至 三 1 to 3 months	三至 十二 3 to 12 months	一至五年 1 to 5 years	五年以上 Over 5 years	不确定 日期 Indefinite	总计 Total
		港币 百万元 HK\$m	港币 百万元 HK\$m	港币 百万元 HK\$m	港币 百万元 HK\$m	港币 百万元 HK\$m	港币 百万元 HK\$m	港币 百万元 HK\$m	港币 百万元 HK\$m
资产	Assets								
库存现金及存放银行及其他金融机构的结余	Cash and balances with banks and other financial institutions	138,183	28,614	-	-	-	-	-	166,797
在银行及其他金融机构一至十二个月内到期之定期存放	Placements with banks and other financial institutions maturing between one and twelve months	-	-	12,654	32,287	-	-	-	44,941
公平值变化计入损益之金融资产	Financial assets at fair value through profit or loss								
- 交易性	- held for trading								
- 存款证	- certificates of deposit	-	44	43	4	-	-	-	91
- 债务证券	- debt securities	-	10,768	1,552	1,223	5,528	440	-	19,511
- 股份证券	- equity securities	-	-	-	-	-	-	13	13
衍生金融工具	Derivative financial instruments	16,907	2,428	2,005	3,376	1,522	4,074	-	30,312
香港特别行政区政府负债证明书	Hong Kong SAR Government certificates of indebtedness	82,930	-	-	-	-	-	-	82,930
贷款及其他账项	Advances and other accounts								
- 客户贷款	- advances to customers	45,948	15,949	39,995	96,508	235,988	181,764	1,204	617,356
- 贸易票据	- trade bills	64	7,538	10,099	17,191	-	-	-	34,892
证券投资	Investment in securities								
- 可供出售	- available-for-sale								
- 存款证	- certificates of deposit	-	2,416	14,934	40,188	6,189	-	-	63,727
- 债务证券	- debt securities	-	47,076	70,410	32,932	125,067	54,580	9	330,074
- 持有至到期日	- held-to-maturity								
- 债务证券	- debt securities	-	267	2,130	3,279	3,202	1,384	102	10,364
- 贷款及应收款	- loans and receivables								
- 债务证券	- debt securities	-	-	1,266	6,811	-	-	-	8,077
- 股份证券	- equity securities	-	-	-	-	-	-	140	140
附属公司权益	Interests in subsidiaries	-	-	-	-	-	-	14,547	14,547
联营公司及合资企业权益	Interests in associates and a joint venture	-	-	-	-	-	-	8	8
投资物业	Investment properties	-	-	-	-	-	-	13,904	13,904
物业、器材及设备	Properties, plant and equipment	-	-	-	-	-	-	40,143	40,143
其他资产	Other assets	7,212	12,353	55	97	19	-	20	19,756
资产总额	Total assets	291,244	127,453	155,143	233,896	377,515	242,242	70,090	1,497,583

财务报表附注 (续) Notes to the Financial Statements (continued)

4. 金融风险管理 (续) 4. Financial risk management (continued)

4.3 流动资金风险 (续) 4.3 Liquidity Risk (continued)

(B) 到期日分析 (续) (B) Maturity analysis (continued)

		本银行 The Bank							
		2012							
	即期 On demand	一个月内 Up to 1 month	一至 三个月 1 to 3 months	三至 十二个月 3 to 12 months	一至五年 1 to 5 years	五年以上 Over 5 years	不确定 日期 Indefinite	总计 Total	
	港币 百万元 HK\$m	港币 百万元 HK\$m	港币 百万元 HK\$m	港币 百万元 HK\$m	港币 百万元 HK\$m	港币 百万元 HK\$m	港币 百万元 HK\$m	港币 百万元 HK\$m	
负债	Liabilities								
香港特别行政区流通纸币	Hong Kong SAR currency notes in circulation								
	82,930	-	-	-	-	-	-	82,930	
银行及其他金融机构之存款及 结余	Deposits and balances from banks and other financial institutions								
	141,026	38,009	232	175	-	-	-	179,442	
公平值变化计入损益之金融负债	Financial liabilities at fair value through profit or loss								
	-	8,598	4,194	2,012	254	139	-	15,197	
衍生金融工具	Derivative financial instruments								
	12,684	658	857	1,722	3,331	1,302	-	20,554	
客户存款	Deposits from customers								
	619,583	224,730	93,542	71,721	230	-	-	1,009,806	
按摊销成本发行之债务证券	Debt securities in issue at amortised cost								
	-	-	-	32	5,887	-	-	5,919	
其他账项及准备 (包括应付税项及 递延税项负债)	Other accounts and provisions (including current and deferred tax liabilities)								
	21,486	10,385	1,017	751	6,212	-	-	39,851	
后偿负债	Subordinated liabilities								
	-	-	418	-	-	28,337	-	28,755	
负债总额	Total liabilities								
	877,709	282,380	100,260	76,413	15,914	29,778	-	1,382,454	
流动资金缺口	Net liquidity gap								
	(586,465)	(154,927)	54,883	157,483	361,601	212,464	70,090	115,129	

财务报表附注 (续) Notes to the Financial Statements (continued)

4. 金融风险管理 (续) 4. Financial risk management (continued)

4.3 流动资金风险 (续)

(B) 到期日分析 (续)

上述到期日分类乃按照《银行业(披露)规则》之相关条文而编制。本集团将逾期不超过 1 个月之资产,例如贷款及债务证券列为「即期」资产。对于按不同款额或分期偿还之资产,只有该资产中实际逾期之部分被视作逾期。其他未到期之部分仍继续根据剩余期限分类,但假若对该资产之偿还能力有疑虑,则将该等款项列为「不确定日期」。上述列示之资产已扣除任何相关准备(如有)。

按尚余到期日对债务证券之分析是为遵循《银行业(披露)规则》之相关条文而披露的。所作披露不代表此等证券将持有至到期日。

4.3 Liquidity Risk (continued)

(B) Maturity analysis (continued)

The above maturity classifications have been prepared in accordance with relevant provisions under the Banking (Disclosure) Rules. The Group has reported assets such as advances and debt securities which have been overdue for not more than one month as "On demand". In the case of an asset that is repayable by different payments or instalments, only that portion of the asset that is actually overdue is reported as overdue. Any part of the asset that is not due is reported according to the residual maturity unless the repayment of the asset is in doubt in which case the amount is reported as "Indefinite". The above assets are stated after deduction of provisions, if any.

The analysis of debt securities by remaining period to maturity is disclosed in order to comply with relevant provisions under the Banking (Disclosure) Rules. The disclosure does not imply that the securities will be held to maturity.

财务报表附注 (续) Notes to the Financial Statements (continued)

4. 金融风险管理 (续) 4. Financial risk management (continued)

4.3 流动资金风险 (续)

(C) 按合约到期日之未折现现金流分析

(a) 非衍生工具之现金流

下表概述了本集团及本银行于12月31日之非衍生金融负债以剩余合约到期日列示之现金流。

4.3 Liquidity Risk (continued)

(C) Analysis of undiscounted cash flows by contractual maturities

(a) Non-derivative cash flows

The tables below summarise the cash flows of the Group and the Bank as at 31 December for non-derivative financial liabilities by remaining contractual maturities.

		本集团 The Group					
		2013					
		一至	三至	一至五年	五年以上		
		一个月	三至	一年	五年	总计	
		Up to	1 to 3	1 to 5	Over	Total	
		1 month	months	years	5 years		
		港币	港币	港币	港币	港币	
		百万元	百万元	百万元	百万元	百万元	
		HK\$m	HK\$m	HK\$m	HK\$m	HK\$m	
金融负债	Financial liabilities						
香港特别行政区流通纸币	Hong Kong SAR currency notes in circulation	99,190	-	-	-	99,190	
银行及其他金融机构之存款及结余	Deposits and balances from banks and other financial institutions	273,850	3,795	674	-	278,319	
公允价值变化计入损益之金融负债	Financial liabilities at fair value through profit or loss	5,457	5,419	2,079	406	13,665	
客户存款	Deposits from customers	1,023,142	169,662	126,314	13,781	1,332,951	
按摊销成本发行之债务证券	Debt securities in issue at amortised cost	-	-	218	6,252	6,470	
后偿负债	Subordinated liabilities	-	538	538	4,303	20,999	
其他金融负债	Other financial liabilities	30,733	2,843	4,396	412	38,395	
金融负债总额	Total financial liabilities	1,432,372	182,257	134,219	25,154	1,795,368	

财务报表附注 (续) Notes to the Financial Statements (continued)

4. 金融风险管理 (续) 4. Financial risk management (continued)

4.3 流动资金风险 (续)

4.3 Liquidity Risk (continued)

(C) 按合约到期日之未折现现金流分析 (续)

(C) Analysis of undiscounted cash flows by contractual maturities (continued)

(a) 非衍生工具之现金流 (续)

(a) Non-derivative cash flows (continued)

		本集团 The Group					
		2012					
		一个月 Up to 1 month	一至 三 个月 1 to 3 months	三至 十二 个月 3 to 12 months	一至五 年 1 to 5 years	五年 以上 Over 5 years	总计 Total
		港币 百万元 HK\$m	港币 百万元 HK\$m	港币 百万元 HK\$m	港币 百万元 HK\$m	港币 百万元 HK\$m	港币 百万元 HK\$m
金融负债	Financial liabilities						
香港特别行政区流通纸币	Hong Kong SAR currency notes in circulation	82,930	-	-	-	-	82,930
银行及其他金融机构之存款及结余	Deposits and balances from banks and other financial institutions	177,516	1,489	221	-	-	179,226
公允价值变化计入损益之金融负债	Financial liabilities at fair value through profit or loss	10,018	6,293	3,480	261	137	20,189
客户存款	Deposits from customers	984,538	129,624	112,716	8,945	53	1,235,876
按摊销成本发行之债务证券	Debt securities in issue at amortised cost	4	-	218	6,467	-	6,689
后偿负债	Subordinated liabilities	-	538	618	4,622	28,854	34,632
其他金融负债	Other financial liabilities	33,552	2,021	3,438	38	6	39,055
金融负债总额	Total financial liabilities	1,288,558	139,965	120,691	20,333	29,050	1,598,597

财务报表附注 (续) Notes to the Financial Statements (continued)

4. 金融风险(续) 4. Financial risk management (continued)

4.3 流动资金风险(续)

(C) 按合约到期日之未折现现金流分析(续)

(a) 非衍生工具之现金流(续)

4.3 Liquidity Risk (continued)

(C) Analysis of undiscounted cash flows by contractual maturities (continued)

(a) Non-derivative cash flows (continued)

		本银行 The Bank					
		2013					
		一至 一个月 Up to 1 month	一至 三个月 1 to 3 months	三至 十二个月 3 to 12 months	一至五年 1 to 5 years	五年以上 Over 5 years	总计 Total
		港币 百万元 HK\$m	港币 百万元 HK\$m	港币 百万元 HK\$m	港币 百万元 HK\$m	港币 百万元 HK\$m	港币 百万元 HK\$m
金融负债	Financial liabilities						
香港特别行政区流通纸币	Hong Kong SAR currency notes in circulation	99,190	-	-	-	-	99,190
银行及其他金融机构之存款及结余	Deposits and balances from banks and other financial institutions	270,245	2,867	223	-	-	273,335
公允价值变化计入损益之金融负债	Financial liabilities at fair value through profit or loss	4,755	3,692	73	406	304	9,230
客户存款	Deposits from customers	879,393	133,806	81,832	346	-	1,095,377
按摊销成本发行之债务证券	Debt securities in issue at amortised cost	-	-	218	6,252	-	6,470
后偿负债	Subordinated liabilities	-	538	538	4,303	20,999	26,378
其他金融负债	Other financial liabilities	19,130	174	91	-	-	19,395
金融负债总额	Total financial liabilities	1,272,713	141,077	82,975	11,307	21,303	1,529,375

		本银行 The Bank					
		2012					
		一至 一个月 Up to 1 month	一至 三个月 1 to 3 months	三至 十二个月 3 to 12 months	一至五年 1 to 5 years	五年以上 Over 5 years	总计 Total
		港币 百万元 HK\$m	港币 百万元 HK\$m	港币 百万元 HK\$m	港币 百万元 HK\$m	港币 百万元 HK\$m	港币 百万元 HK\$m
金融负债	Financial liabilities						
香港特别行政区流通纸币	Hong Kong SAR currency notes in circulation	82,930	-	-	-	-	82,930
银行及其他金融机构之存款及结余	Deposits and balances from banks and other financial institutions	179,035	232	179	-	-	179,446
公允价值变化计入损益之金融负债	Financial liabilities at fair value through profit or loss	8,598	4,200	2,018	261	137	15,214
客户存款	Deposits from customers	844,410	93,778	72,492	233	-	1,010,913
按摊销成本发行之债务证券	Debt securities in issue at amortised cost	-	-	218	6,467	-	6,685
后偿负债	Subordinated liabilities	-	538	618	4,622	28,854	34,632
其他金融负债	Other financial liabilities	23,769	199	32	-	-	24,000
金融负债总额	Total financial liabilities	1,138,742	98,947	75,557	11,583	28,991	1,353,820

财务报表附注（续） Notes to the Financial Statements (continued)

4. 金融风险管理（续） 4. Financial risk management (continued)

4.3 流动资金风险（续）

(C) 按合约到期日之未折现现金流分析（续）

(b) 衍生工具之现金流

(i) 按净额基准结算之衍生工具

本集团按净额基准结算之衍生工具包括：

- 汇率合约：不交割之场外货币期权、货币期货、不交割之货币远期；
- 利率合约：利率掉期；
- 商品合约：贵金属孖展合约；及
- 股份权益合约：于交易所买卖的股份权益期权及股份权益挂钩掉期。

4.3 Liquidity Risk (continued)

(C) Analysis of undiscounted cash flows by contractual maturities (continued)

(b) Derivative cash flows

(i) Derivatives settled on a net basis

The Group's derivatives that will be settled on a net basis include:

- Exchange rate contracts: non-deliverable OTC currency options, currency futures, non-deliverable currency forwards;
- Interest rate contracts: interest rate swaps;
- Commodity contracts: bullion margin contracts; and
- Equity contracts: exchange traded equity options and equity linked swaps.

财务报表附注 (续) Notes to the Financial Statements (continued)

4. 金融风险管理 (续) 4. Financial risk management (continued)

4.3 流动资金风险 (续)

(C) 按合约到期日之未折现现金流分析 (续)

(b) 衍生工具之现金流 (续)

(i) 按净额基准结算之衍生工具 (续)

下表概述了本集团及本银行于12月31日按净额基准结算之衍生金融负债以剩余合约到期日列示之现金流。

4.3 Liquidity Risk (continued)

(C) Analysis of undiscounted cash flows by contractual maturities (continued)

(b) Derivative cash flows (continued)

(i) Derivatives settled on a net basis (continued)

The tables below summarise the cash flows of the Group and the Bank as at 31 December for derivative financial liabilities that will be settled on a net basis by remaining contractual maturities.

		本集团 The Group					
		2013					
		一至	三至	一至五年	五年以上	总计	
一个月	Up to	1 to 3	3 to 12	1 to 5	Over	Total	
内	1 month	months	months	years	5 years	Total	
	港币	港币	港币	港币	港币	港币	
	百万元	百万元	百万元	百万元	百万元	百万元	
	HK\$m	HK\$m	HK\$m	HK\$m	HK\$m	HK\$m	
汇率合约	Exchange rate contracts	(9,106)	(47)	(91)	(1)	-	(9,245)
利率合约	Interest rate contracts	(122)	(304)	(1,221)	(1,754)	(51)	(3,452)
商品合约	Commodity contracts	(185)	-	-	-	-	(185)
		(9,413)	(351)	(1,312)	(1,755)	(51)	(12,882)

		本集团 The Group					
		2012					
		一至	三至	一至五年	五年以上	总计	
一个月	Up to	1 to 3	3 to 12	1 to 5	Over	Total	
内	1 month	months	months	years	5 years	Total	
	港币	港币	港币	港币	港币	港币	
	百万元	百万元	百万元	百万元	百万元	百万元	
	HK\$m	HK\$m	HK\$m	HK\$m	HK\$m	HK\$m	
汇率合约	Exchange rate contracts	(12,527)	(33)	(84)	-	-	(12,644)
利率合约	Interest rate contracts	(134)	(343)	(1,299)	(3,153)	(55)	(4,984)
商品合约	Commodity contracts	(487)	-	-	-	-	(487)
股份权益合约	Equity contracts	(3)	-	-	-	-	(3)
		(13,151)	(376)	(1,383)	(3,153)	(55)	(18,118)

财务报表附注 (续) Notes to the Financial Statements (continued)

4. 金融风险管理 (续) 4. Financial risk management (continued)

4.3 流动资金风险 (续)

4.3 Liquidity Risk (continued)

(C) 按合约到期日之未折现现金流分析 (续)

(C) Analysis of undiscounted cash flows by contractual maturities (continued)

(b) 衍生工具之现金流 (续)

(b) Derivative cash flows (continued)

(i) 按净额基准结算之衍生工具 (续)

(i) Derivatives settled on a net basis (continued)

		本银行 The Bank					
		2013					
		一至	三至				
一个月内	三个月	十二个月	一至五年	五年以上			
Up to	1 to 3	3 to 12	1 to 5	Over			总计
1 month	months	months	years	5 years			Total
港币	港币	港币	港币	港币			港币
百万元	百万元	百万元	百万元	百万元			百万元
HK\$m	HK\$m	HK\$m	HK\$m	HK\$m			HK\$m
汇率合约	Exchange rate contracts	(8,943)	(47)	(92)	(1)	-	(9,083)
利率合约	Interest rate contracts	(122)	(295)	(1,187)	(1,720)	(51)	(3,375)
商品合约	Commodity contracts	(184)	-	-	-	-	(184)
		(9,249)	(342)	(1,279)	(1,721)	(51)	(12,642)

		本银行 The Bank					
		2012					
		一至	三至				
一个月内	三个月	十二个月	一至五年	五年以上			
Up to	1 to 3	3 to 12	1 to 5	Over			总计
1 month	months	months	years	5 years			Total
港币	港币	港币	港币	港币			港币
百万元	百万元	百万元	百万元	百万元			百万元
HK\$m	HK\$m	HK\$m	HK\$m	HK\$m			HK\$m
汇率合约	Exchange rate contracts	(12,190)	(30)	(87)	-	-	(12,307)
利率合约	Interest rate contracts	(133)	(328)	(1,242)	(3,078)	(55)	(4,836)
商品合约	Commodity contracts	(487)	-	-	-	-	(487)
股份权益合约	Equity contracts	(3)	-	-	-	-	(3)
		(12,813)	(358)	(1,329)	(3,078)	(55)	(17,633)

财务报表附注 (续) Notes to the Financial Statements (continued)

4. 金融风险管理 (续) 4. Financial risk management (continued)

4.3 流动资金风险 (续)

4.3 Liquidity Risk (continued)

(C) 按合约到期日之未折现现金流分析 (续)

(C) Analysis of undiscounted cash flows by contractual maturities (continued)

(b) 衍生工具之现金流 (续)

(b) Derivative cash flows (continued)

(ii) 按总额基准结算之衍生工具

(ii) Derivatives settled on a gross basis

本集团按总额基准结算之衍生工具包括场外货币期权、货币远期、交叉货币利率掉期、贵金属掉期及场外股份权益期权。

The Group's derivatives that will be settled on a gross basis include OTC currency options, currency forwards, cross currency interest rate swaps, bullion swaps and OTC equity options.

下表概述了本集团及本银行于12月31日所有按总额基准结算之衍生金融工具以剩余合约到期日列示之现金流。

The tables below summarise the cash flows of the Group and the Bank as at 31 December for all derivative financial instruments that will be settled on a gross basis by remaining contractual maturities.

财务报表附注 (续) Notes to the Financial Statements (continued)

4. 金融风险管理 (续) 4. Financial risk management (continued)

4.3 流动资金风险 (续)

4.3 Liquidity Risk (continued)

(C) 按合约到期日之未折现现金流分析 (续)

(C) Analysis of undiscounted cash flows by contractual maturities (continued)

(b) 衍生工具之现金流 (续)

(b) Derivative cash flows (continued)

(ii) 按总额基准结算之衍生工具 (续)

(ii) Derivatives settled on a gross basis (continued)

		本银行 The Bank					
		2013					
		一至	三至	一至五年	五年以上	总计	
		一个月	三个月	十二个月	一至五年	五年以上	
		Up to	1 to 3	3 to 12	1 to 5	Over	
		1 month	months	months	years	5 years	
		港币百万元	港币百万元	港币百万元	港币百万元	港币百万元	
		HK\$'m	HK\$'m	HK\$'m	HK\$'m	HK\$'m	
汇率合约:	Exchange rate contracts:						
- 流出	- Outflow	(334,084)	(159,001)	(294,599)	(44,073)	(42)	
- 流入	- Inflow	334,615	159,236	294,309	43,953	42	
总流出	Total outflow	(334,084)	(159,001)	(294,599)	(44,073)	(42)	
总流入	Total inflow	334,615	159,236	294,309	43,953	42	
						832,155	
						832,155	
		本银行 The Bank					
		2012					
		一至	三至	一至五年	五年以上	总计	
		一个月	三个月	十二个月	一至五年	五年以上	
		Up to	1 to 3	3 to 12	1 to 5	Over	
		1 month	months	months	years	5 years	
		港币百万元	港币百万元	港币百万元	港币百万元	港币百万元	
		HK\$'m	HK\$'m	HK\$'m	HK\$'m	HK\$'m	
汇率合约:	Exchange rate contracts:						
- 流出	- Outflow	(272,729)	(176,680)	(283,284)	(29,290)	(1,198)	
- 流入	- Inflow	274,533	177,903	284,901	29,336	1,199	
商品合约:	Commodity contracts:						
- 流出	- Outflow	(4,024)	-	-	-	-	
- 流入	- Inflow	-	-	-	-	-	
股份权益合约:	Equity contracts:						
- 流出	- Outflow	-	-	-	-	-	
- 流入	- Inflow	2	-	-	-	2	
总流出	Total outflow	(276,753)	(176,680)	(283,284)	(29,290)	(1,198)	
总流入	Total inflow	274,535	177,903	284,901	29,336	1,199	
						767,874	
						767,874	

财务报表附注 (续) Notes to the Financial Statements (continued)

4. 金融风险管理 (续) 4. Financial risk management (continued)

4.3 流动资金风险 (续)

4.3 Liquidity Risk (continued)

(C) 按合约到期日之未折现现金流分析 (续)

(C) Analysis of undiscounted cash flows by contractual maturities (continued)

(c) 资产负债表外项目

(c) Off-balance sheet items

贷款承担

Loan commitments

有关本集团及本银行于2013年12月31日向客户承诺延长信贷及其他融资之表外金融工具,其合约金额分别为港币4,365.12亿元(2012年:港币3,925.13亿元)及港币2,826.20亿元(2012年:港币2,531.38亿元),此等贷款承担可于一年内提取。

The contractual amounts of the Group's and the Bank's off-balance sheet financial instruments as at 31 December 2013 that the Group and the Bank commit to extend credit to customers and other facilities amounted to HK\$436,512 million (2012: HK\$392,513 million) and HK\$282,620 million (2012: HK\$253,138 million) respectively. Those loan commitments can be drawn within one year.

财务担保及其他财务融资

Financial guarantees and other financial facilities

本集团及本银行于2013年12月31日之财务担保及其他财务融资金额分别为港币867.53亿元(2012年:港币712.61亿元)及港币540.58亿元(2012年:港币469.62亿元),其到期日少于一年。

Financial guarantees and other financial facilities of the Group and the Bank as at 31 December 2013 amounting to HK\$86,753 million (2012: HK\$71,261 million) and HK\$54,058 million (2012: HK\$46,962 million) respectively are maturing no later than one year.

财务报表附注 (续) Notes to the Financial Statements (continued)

4. 金融风险管理 (续) 4. Financial risk management (continued)

4.4 资本管理

本集团资本管理的主要目标是维持与集团整体风险状况相称的资本充足水平, 同时为股东带来最大回报。资产负债管理委员会定期检讨集团资本结构, 并在必要时进行调整以保持风险、回报与资本充足性的最佳平衡。

《2012年银行业(资本)(修订)规则》及《2013年银行业(资本)(修订)规则》已分别于2013年1月1日及2013年6月30日起生效。有关规则主要修订最低资本比率要求(将资本充足比率扩充为三个比率, 即普通股一级资本比率、一级资本比率及总资本比率)及监管资本的定义。此外, 规则包括优化交易对手信贷风险框架, 及修订对某些贸易融资活动和证券融资交易的资本处理方法。本集团已根据有关监管规定计算资本充足比率。

本集团已经建立一套有效的资本管理政策和调控机制, 并且运行良好。此套机制保证集团在支持业务发展的同时, 满足法定资本充足率的要求。资产负债管理委员会负责监控集团的资本充足性。本集团在报告时段内就银行业务符合各项金管局的法定资本规定, 详述如下:

4.4 Capital Management

The major objective of the Group's capital management is to maximise total shareholders' return while maintaining a capital adequacy position in relation to the Group's overall risk profile. The ALCO periodically reviews the Group's capital structure and adjusts the capital mix where appropriate to maintain an optimal balance among risk, return and capital adequacy.

The Banking (Capital) (Amendment) Rules 2012 and the Banking (Capital) (Amendment) Rules 2013 came into operation on 1 January 2013 and 30 June 2013 respectively. The rules mainly addressed the revision to both the minimum capital ratio requirement (in terms of expanding the existing capital adequacy ratio into three ratios, namely, a Common Equity Tier 1 capital ratio, a Tier 1 capital ratio and a Total capital ratio) and the definition of regulatory capital. In addition, the rules included the enhancements to the counterparty credit risk framework and amendments on the capital treatment for certain trade financing activities and securities financing transactions. The Group has complied with the rules to calculate Capital Adequacy Ratio.

The Group has developed and maintained a sound framework of policies and controls on capital management to support the development of the Group's business and to meet the statutory capital adequacy ratio. The ALCO monitors the Group's capital adequacy. The Group has complied with all the statutory capital requirements of the HKMA for the reported periods in respect of banking operation as further elaborated below.

财务报表附注 (续) Notes to the Financial Statements (continued)

4. 金融风险管理 (续) 4. Financial risk management (continued)

4.4 资本管理 (续)

本集团已采用基础内部评级基准算法计算大部分非证券化风险承担的信贷风险资本要求, 并使用内部评级基准(证券化)算法计算证券化风险承担的信贷风险资本要求。小部分信贷风险承担则继续按标准(信贷风险)算法计算。本集团采用标准信贷估值调整方法, 计算银行账及交易账内涉及场外交易衍生工具合约及证券融资交易的交易对手的信贷估值调整资本要求。

本集团继续采用内部模式算法计算外汇及利率的一般市场风险资本要求, 并获金管局批准豁免计算由南商及集友引致的结构性外汇敞口产生的市场风险资本要求。本集团继续采用标准(市场风险)算法计算其余市场风险资本要求。

本集团继续采用标准(业务操作风险)算法计算操作风险资本要求。

本集团于 2013 年继续采用内部资本充足评估程序以符合金管局监管政策手册「监管审查程序」内的要求。按金管局对第二支柱的指引, 内部资本充足评估程序主要用以评估在第一支柱下未有涵盖或充分涵盖的重大风险所需的额外资本, 从而设定本集团最低普通股一级资本比率、最低一级资本比率及最低总资本比率。本集团认为内部资本充足评估程序是一个持续的资本管理过程, 并会因应自身的整体风险状况而定期重检及按需要调整其资本结构。

4.4 Capital Management (continued)

The Group has adopted the foundation internal ratings-based (“FIRB”) approach to calculate the credit risk capital charge for majority of non-securitisation exposures and internal ratings-based (securitisation) approach to calculate the credit risk capital charge for its securitisation exposures. A small residual credit exposures was remained under standardised (credit risk) (“STC”) approach. The Group has adopted standardised credit valuation adjustment (“CVA”) method to calculate the counterparty CVA capital charges for OTC derivative contracts and securities financing transactions under both banking book and trading book.

The Group continues to adopt the internal models (“IMM”) approach to calculate general market risk capital charge for foreign exchange and interest rate exposures and, with the approvals of HKMA, exclude its structural FX positions arising from NCB and Chiyu in the calculation of the market risk capital charge. The Group continues to adopt the standardised (market risk) (“STM”) approach to calculate the market risk capital charge for remaining exposures.

The Group continues to adopt standardised (operational risk) (“STO”) approach to calculate the capital charge for operational risk.

The Group has continued to adopt an internal capital adequacy assessment process (“ICAAP”) to comply with the HKMA’s requirements in the Supervisory Policy Manual “Supervisory Review Process” in 2013. Based on the HKMA’s guidelines on Pillar II, ICAAP has been initiated to assess the extra capital needed to cover the material risks not captured or not adequately captured under Pillar I, and therefore minimum Common Equity Tier 1 capital ratio, minimum Tier 1 capital ratio and the minimum Total capital ratio are determined. The Group considers this ICAAP process as an on-going process for capital management and periodically reviews and adjusts its capital structure where appropriate in relation to the overall risk profile.

财务报表附注 (续) Notes to the Financial Statements (continued)

4. 金融风险管理 (续) 4. Financial risk management (continued)

4.4 资本管理 (续)

此外,本集团每年制定年度资本规划,由资产负债管理委员会审议后呈董事会批准。资本规划从业务策略、股东回报、风险取向、信用评级、监管要求等多维度评估对资本充足性的影响,从而预测未来资本需求及资本来源,以保障集团能维持良好的资本充足性及资本组合结构,配合业务发展,保持风险、回报与资本充足性的最佳平衡。

由于自2013年1月1日及2013年6月30日起分别采纳《2012年银行业(资本)(修订)规则》及《2013年银行业(资本)(修订)规则》,2013年的资本披露不应与2012年的资本披露作直接比较。

(A) 监管综合基础

监管规定的综合基础乃根据《银行业(资本)规则》由中银香港及金管局指定之附属公司组成。在会计处理方面,则按照会计准则综合附属公司,有关会计准则乃由香港会计师公会依据《专业会计师条例》18A所颁布的。

4.4 Capital Management (continued)

In addition, the capital plan of the Group is drawn up annually and then submitted to the Board for approval after endorsement of the ALCO. The plan is built up by assessing the implications of various factors upon capital adequacy such as the business strategies, return on equity, risk appetite, credit rating, as well as regulatory requirements. Hence, the future capital requirement is determined and capital sources are identified also. The plan is to ensure the Group maintains adequate capital and appropriate capital structure which align with its business development needs, thereby achieving an optimal balance among risk, return and capital adequacy.

As a result of the adoption of Banking (Capital) (Amendment) Rules 2012 and Banking (Capital) (Amendment) Rules 2013 since 1 January 2013 and 30 June 2013 respectively, the capital disclosures for 2013 are not directly comparable to those of 2012.

(A) Basis of regulatory consolidation

The consolidation basis for regulatory purposes comprises the positions of BOCHK and certain subsidiaries specified by the HKMA in accordance with the Banking (Capital) Rules. For accounting purposes, subsidiaries are consolidated in accordance with the accounting standards issued by the HKICPA pursuant to section 18A of the Professional Accountants Ordinance.

财务报表附注 (续) Notes to the Financial Statements (continued)

4. 金融风险管理 (续) 4. Financial risk management (continued)

4.4 资本管理 (续)

4.4 Capital Management (continued)

(A) 监管综合基础 (续)

(A) Basis of regulatory consolidation (continued)

包括在会计准则综合范围, 而不包括在监管规定综合范围内之附属公司列示如下:

Subsidiaries which are included within the accounting scope of consolidation but not included within the regulatory scope of consolidation are set out below:

公司名称	Name of company	2013	
		资产总额	资本总额
		Total assets	Total equity
		港币百万元	港币百万元
		HK\$'m	HK\$'m
中国银行(香港)代理人有限公司	Bank of China (Hong Kong) Nominees Limited	-	-
中国银行(香港)信托有限公司	Bank of China (Hong Kong) Trustees Limited	9	9
中银集团信托人有限公司	BOC Group Trustee Company Limited	200	200
中银旅游有限公司	BOC Travel Services Limited	2	2
中银信息科技(深圳)有限公司	BOCHK Information Technology (Shenzhen) Co., Ltd.	193	172
中银信息技术服务(深圳)有限公司	BOCHK Information Technology Services (Shenzhen) Ltd.	281	241
中银国际英国保诚信托有限公司	BOCI-Prudential Trustee Limited	442	414
浙兴(代理人)有限公司	Che Hsing (Nominees) Limited	1	1
集友银行(代理人)有限公司	Chiyu Banking Corporation (Nominees) Limited	96	96
欣泽有限公司	Grace Charter Limited	-	(11)
港中银缩微技术(深圳)有限公司	G.Z.Y. Microfilm Technology (Shenzhen) Co., Ltd.	68	68
广利南投资管理有限公司	Kwong Li Nam Investment Agency Limited	4	4
南洋商业银行(代理人)有限公司	Nanyang Commercial Bank (Nominees) Limited	1	1
南洋商业银行信托有限公司	Nanyang Commercial Bank Trustee Limited	17	17
宝生金融投资服务有限公司	Po Sang Financial Investment Services Company Limited	121	105
宝生期货有限公司	Po Sang Futures Limited	219	171
诚信置业有限公司	Seng Sun Development Company, Limited	40	37
新侨企业有限公司	Sin Chiao Enterprises Corporation, Limited	135	135
新华信托有限公司	Sin Hua Trustee Limited	4	4
中讯资讯服务有限公司	Sino Information Services Company Limited	21	20

财务报表附注 (续) Notes to the Financial Statements (continued)

4. 金融风险管理 (续) 4. Financial risk management (continued)

4.4 资本管理 (续)

4.4 Capital Management (continued)

(A) 监管综合基础 (续)

于2013年12月31日,并无任何附属公司只包括在监管规定综合范围,而不包括在会计准则综合范围。

于2013年12月31日,亦无任何附属公司同时包括在会计准则和监管规定综合范围,但使用不同综合方法。

以上附属公司的主要业务载于第382至383页「附录一本银行之附属公司」。

(A) Basis of regulatory consolidation (continued)

There are no subsidiaries which are included within the regulatory scope of consolidation but not included within the accounting scope of consolidation as at 31 December 2013.

There are also no subsidiaries which are included within both the accounting scope of consolidation and the regulatory scope of consolidation but the methods of consolidation differ as at 31 December 2013.

The principal activities of the above subsidiaries are set out in "Appendix – Subsidiaries of the Bank" on pages 384 to 385.

(B) 资本比率

(B) Capital ratio

		<u>2013</u>
普通股一级资本比率	CET1 capital ratio	<u>10.57%</u>
一级资本比率	Tier 1 capital ratio	<u>10.67%</u>
总资本比率	Total capital ratio	<u>15.80%</u>
		<u>2012</u>
核心资本比率	Core capital ratio	<u>12.31%</u>
资本充足比率	Capital adequacy ratio	<u>16.80%</u>

财务报表附注 (续) Notes to the Financial Statements (continued)

4. 金融风险管理 (续) 4. Financial risk management (continued)

4.4 资本管理 (续)

4.4 Capital Management (continued)

(C) 扣减后的资本基础 组合成份

(C) Components of capital base after deductions

用于计算以上 12 月 31 日之资本比率及已汇报金管局之扣减后的综合资本基础分析如下:

The consolidated capital base after deductions used in the calculation of the above capital ratios as at 31 December and reported to the HKMA is analysed as follows:

	2013 港币百万元 HK\$'m
普通股权一级资本: 票据及储备	
直接发行的合格普通股权一级资本票据加任何相关的股份溢价	43,043
保留溢利	59,291
已披露的储备	43,025
由综合银行附属公司发行并由第三方持有的普通股权一级资本票据产生的少数股东权益 (可计入综合集团的普通股权一级资本的数额)	504
监管扣减之前的普通股权一级资本	145,863
普通股权一级资本: 监管扣减	
估值调整	(21)
已扣除递延税项负债的递延税项资产	(164)
按公允价值估值的负债因本身的信用风险变动所产生的损益	(81)
因土地及建筑物 (自用及投资用途) 进行价值重估而产生的累积公允价值收益	(44,491)
一般银行业务风险监控储备	(8,994)
对普通股权一级资本的监管扣减总额	(53,751)
普通股权一级资本	92,112

财务报表附注 (续) Notes to the Financial Statements (continued)

4. 金融风险管理 (续) 4. Financial risk management (continued)

4.4 资本管理 (续)

4.4 Capital Management (continued)

(C) 扣减后的资本基础 组合成份 (续)

(C) Components of capital base after deductions (continued)

		2013
		港币百万元
		HK\$m
额外一级资本：票据	AT1 capital: instruments	
由综合银行附属公司发行并由第三方持有的额外一级资本票据（可计入综合集团的额外一级资本的数额）	AT1 capital instruments issued by consolidated bank subsidiaries and held by third parties (amount allowed in AT1 capital of the consolidation group)	894
额外一级资本	AT1 capital	894
一级资本	Tier 1 capital	93,006
二级资本：票据及准备金	Tier 2 capital: instruments and provisions	
须从二级资本逐步递减的资本票据	Capital instruments subject to phase out arrangements from Tier 2 capital	19,294
由综合银行附属公司发行并由第三方持有的二级资本票据（可计入综合集团的二级资本的数额）	Tier 2 capital instruments issued by consolidated bank subsidiaries and held by third parties (amount allowed in Tier 2 capital of the consolidation group)	321
合格计入二级资本的集体减值备抵及一般银行风险监管储备	Collective impairment allowances and regulatory reserve for general banking risks eligible for inclusion in Tier 2 capital	5,047
监管扣减之前的二级资本	Tier 2 capital before regulatory deductions	24,662
二级资本：监管扣减	Tier 2 capital: regulatory deductions	
加回合格计入二级资本的因对土地及建筑物（自用及投资用途）进行价值重估而产生的累积公允价值收益	Add back of cumulative fair value gains arising from the revaluation of land and buildings (own-use and investment properties) eligible for inclusion in Tier 2 capital	20,021
对二级资本的监管扣减总额	Total regulatory deductions to Tier 2 capital	20,021
二级资本	Tier 2 capital	44,683
总资本	Total capital	137,689

财务报表附注 (续) Notes to the Financial Statements (continued)

4. 金融风险管理 (续) 4. Financial risk management (continued)

4.4 资本管理 (续)

4.4 Capital Management (continued)

(C) 扣减后的资本基础 组合成份 (续)

(C) Components of capital base after deductions (continued)

		2012
		港币百万元 HK\$m
核心资本:	Core capital:	
缴足股款的普通股	Paid-up ordinary share capital	
股本		43,043
储备	Reserves	38,987
损益账	Profit and loss account	5,820
非控制权益	Non-controlling interests	1,658
可扣减项目	Deductible item	(25)
		89,483
核心资本之扣减	Deductions from core capital	(387)
核心资本	Core capital	89,096
附加资本:	Supplementary capital:	
重估可供出售证券	Fair value gains arising from holdings of	
之公平值收益	available-for-sale securities	2,067
重估界定为以公平	Fair value gains arising from holdings of securities	
值变化计入损益	designated at fair value through profit or loss	
之证券公平值收		35
益		35
按组合评估之贷款	Collective loan impairment allowances	192
减值准备		192
监管储备	Regulatory reserve	539
过剩准备	Surplus provisions	3,963
定期后偿债项	Term subordinated debt	26,043
		32,839
附加资本之扣减	Deductions from supplementary capital	(387)
附加资本	Supplementary capital	32,452
扣减后的资本基础	Total capital base after deductions	
总额		121,548

财务报表附注（续） Notes to the Financial Statements (continued)

4. 金融风险管理（续） 4. Financial risk management (continued)

4.4 资本管理（续）

(C) 扣减后的资本基础 组合成份（续）

为符合《银行业（披露）规则》，本银行网页 www.bochk.com 设有「监管披露」一节并披露本集团以下综合资料：

- 采用金管局要求之标准范本披露资本基础及监管扣减详情。
- 采用金管局要求之标准范本披露资产负债表与资本组合成份之对账。
- 已发行资本票据的主要特点及全部条款及条件。

4.4 Capital Management (continued)

(C) Components of capital base after deductions (continued)

To comply with the Banking (Disclosure) Rules, a section "Regulatory Disclosures" is available on the Bank's website at www.bochk.com and includes the following consolidated information of the Group:

- A detailed breakdown of the capital base and regulatory deductions, using the standard template as specified by the HKMA.
- A reconciliation of capital components to the balance sheet, using the standard template as specified by the HKMA.
- A description of the main features and the full terms and conditions of the issued capital instruments.

财务报表附注（续） Notes to the Financial Statements (continued)

5. 资产和负债的公允价值 5. Fair values of assets and liabilities

所有以公允价值计量或在财务报表内披露的资产及负债，均按香港财务报告准则第13号「公允价值计量」的定义，于公允价值层级表内分类。该等分类乃参照估值方法所采用的因素之可观察性及重大性，并基于对整体公允价值计量有重大影响之最低层级因素来厘定：

- 第一层级：相同资产或负债在活跃市场中的报价（未经调整）。此层级包括在交易所交易的上市股份证券、部分政府发行的债务工具、若干场内交易的衍生合约及贵金属。由于物业的独特性，没有一个物业完全相同，故没有物业被分类于此层级。

- 第二层级：乃基于估值技术所采用的最低层级因素（同时需对整体公允价值计量有重大影响）可被直接或间接地观察。此层级包括大部分场外交易的衍生合约、从价格提供商获取价格的债务证券及存款证，以及发行的结构性存款。同时亦包括对可观察的市场因素进行了不重大调整的住宅及铺位。

- 第三层级：乃基于估值技术所采用的最低层级因素（同时需对整体公允价值计量有重大影响）属不可被观察。此层级包括有重大不可观察因素的股份投资及债务工具。同时亦包括对可观察的市场因素进行了重大调整的办公室及铺位。

All assets and liabilities for which fair value is measured or disclosed in the financial statements are categorised within the fair value hierarchy as defined in HKFRS 13, "Fair value measurement". The categorisation are determined with reference to the observability and significance of the inputs used in the valuation methods and based on the lowest level input that is significant to the fair value measurement as a whole:

- Level 1: based on quoted prices (unadjusted) in active markets for identical assets or liabilities. This category includes listed equity securities on exchange, debt instruments issued by certain governments, certain exchange-traded derivative contracts and precious metals. As properties are unique in nature and not identical with another, they are not categorised in this level.

- Level 2: based on valuation techniques for which the lowest level input that is significant to the fair value measurement is observable, either directly or indirectly. This category includes majority of the OTC derivative contracts, debt securities and certificates of deposit with quote from pricing services providers and issued structured deposits. It also includes residential properties and shops with insignificant adjustments made to observable market inputs.

- Level 3: based on valuation techniques for which the lowest level input that is significant to the fair value measurement is unobservable. This category includes equity investment and debt instruments with significant unobservable components. It also includes offices and shops with significant adjustments made to observable market inputs.

财务报表附注（续） Notes to the Financial Statements (continued)

5. 资产和负债的公允价值 5. Fair values of assets and liabilities (continued) (续)

对于以重复基准确认于财务报表的资产及负债，本集团会于每一财务报告周期的结算日重新评估其分类（基于对整体公允价值计量有重大影响之最低层级因素），以确定有否在公允价值层级之间发生转移。

For assets and liabilities that are recognised in the financial statements on a recurring basis, the Group determines whether transfers have occurred between levels in the hierarchy by reassessing categorisation (based on the lowest level input that is significant to the fair value measurement as a whole) at the end of each reporting period.

5.1 以公允价值计量的金融工具

5.1 Financial instruments measured at fair value

本集团建立了完善的公允价值管治及控制架构，公允价值数据由独立于前线的控制单位确定或核实。各控制单位负责独立核实前线业务之估值结果及重大公允价值数据。其他特定控制程序包括核实可观察的估值参数、审核新的估值模型或任何模型改动、根据可观察的市场交易价格校准及回顾测试所采用的估值模型、深入分析日常重大估值变动、评估重大不可观察估值参数及估值调整。重大估值事项将向高层管理人员、风险委员会及稽核委员会汇报。

The Group has an established governance structure and controls framework to ensure that fair values are either determined or validated by control units independent of the front offices. Control units have overall responsibility for independent verification of valuation results from front line businesses and all other significant fair value measurements. Specific controls include verification of observable pricing inputs; review and approval for new models and changes to models; calibration and back-testing of models against observed market transactions; analysis and investigation of significant daily valuation movements; review of significant unobservable inputs and valuation adjustments. Significant valuation issues are reported to senior management, Risk Committee and Audit Committee.

财务报表附注（续） Notes to the Financial Statements (continued)

5. 资产和负债的公允价值 5. Fair values of assets and liabilities (continued) (续)

5.1 以公允价值计量的金融工具 (续)

当无法从公开市场获取报价时，本集团通过一些估值技术或经纪 / 交易商之询价来确定金融工具的公允价值。

对于本集团所持有的金融工具，其估值技术使用的主要参数包括债券价格、利率、汇率、权益及股票价格、波幅、交易对手信贷息差及其他等，主要为可从公开市场观察及获取的参数。

用以厘定以下金融工具公平值的估值方法如下：

债务证券及存款证

此类工具的公允价值由交易所、交易商或外间独立估值服务供应商提供的市场报价或使用贴现现金流模型分析而决定。贴现现金流模型是一个利用预计未来现金流，以一个可反映市场上相类似风险的工具所需信贷息差之贴现率或贴现差额计量而成现值的估值技术。这些参数是市场上可观察或由可观察或不可观察的市场数据证实。

资产抵押债券

这类工具由外间独立第三者提供报价。有关的估值视乎交易性质以市场标准的现金流模型及估值参数（包括可观察或由近似发行的价格矩阵编辑而成的贴现率差价、违约及收回率、及提前预付率）估算。

5.1 Financial instruments measured at fair value (continued)

The Group uses valuation techniques or broker/dealer quotations to determine the fair value of financial instruments when unable to obtain the open market quotation in active markets.

The main parameters used in valuation techniques for financial instruments held by the Group include bond prices, interest rates, foreign exchange rates, equity and stock prices, volatilities, counterparty credit spreads and others, which are mostly observable and obtainable from open market.

The technique used to calculate the fair value of the following financial instruments is as below:

Debt securities and certificates of deposit

The fair value of these instruments is determined by obtaining quoted market prices from exchange, dealer or independent pricing service vendors or using discounted cash flow technique. Discounted cash flow model is a valuation technique that measures present value using estimated expected future cash flows from the instruments and then discounts these flows using a discount rate or discount margin that reflects the credit spreads required by the market for instruments with similar risk. These inputs are observable or can be corroborated by observable or unobservable market data.

Asset backed securities

For this class of instruments, external prices are obtained from independent third parties. The valuation of these securities, depending on the nature of transaction, is estimated from market standard cash flow models with input parameter which include spreads to discount rates, default and recovery rates and prepayment rates that may be observable or compiled through matrix pricing for similar issues.

财务报表附注 (续) Notes to the Financial Statements (continued)

5. 资产和负债的公允价值 5. Fair values of assets and liabilities (continued) (续)

5.1 以公允价值计量的金融工具 (续)

衍生工具

场外交易的衍生工具合约包括外汇、利率、股票或商品的远期、掉期及期权合约。衍生工具合约的价格主要由贴现现金流模型及期权计价模型等估值技术厘定。所使用的参数为可观察或不可观察市场数据。可观察的参数包括利率、汇率、权益及股票价格、商品价格及波幅。不可观察的参数如波幅平面可用于嵌藏于结构性存款中非交易频繁的期权类产品。对一些复杂的衍生工具合约，公允价值将按经纪 / 交易商之报价为基础。

本集团对场外交易的衍生工具作出了信贷估值调整及债务估值调整。调整反映对利率、交易对手信誉及集团自身信贷息差的期望。有关调整是按每一交易对手，以未来预期敞口、违约率及收回率厘定。

界定为以公允价值变化计入损益之金融负债

这类负债包括若干嵌藏衍生工具的客户存款。非结构性合约的估值方法与前述债务证券估值方法相近。结构性存款的公允价值则由基本存款及嵌藏衍生工具的公允价值组合而成。存款的公允价值考虑集团自身的信贷风险并利用贴现现金流分析估算，嵌藏衍生工具的公允价值与前述衍生工具的估值方法相近。

Derivatives

Over-the-counter derivative contracts include forward, swap and option contracts on foreign exchange, interest rate, equity or commodity. The fair values of these contracts are mainly measured using valuation techniques such as discounted cash flow models and option pricing models. The inputs can be observable or unobservable market data. Observable inputs include interest rate, foreign exchange rates, equity and stock prices, commodity prices and volatilities. Unobservable inputs such as volatility surface may be used for less commonly traded option products which are embedded in structured deposits. For certain complex derivatives contracts, the fair values are determined based on broker/dealer price quotations.

Credit valuation adjustments ("CVA") and debit valuation adjustments ("DVA") are applied to the Group's over-the-counter derivatives. These adjustments reflect interest rates, expectations of counterparty creditworthiness and the Group's own credit spread respectively. They are determined for each counterparty and are dependent on expected future values of exposures, default probabilities and recovery rates.

Financial liabilities designated at fair value through profit or loss

This class of instruments includes certain deposits received from customers that are embedded with derivatives. The plain vanilla contracts are valued in the similar way described in previous debt securities section. The fair value of structured deposits is derived from the fair value of the underlying deposit by using discounted cash flow analysis taking the Group's own credit risk into account, and the fair value of the embedded derivatives determined as described in the paragraph above on derivatives.

财务报表附注 (续) Notes to the Financial Statements (continued)

5. 资产和负债的公允价值 5. Fair values of assets and liabilities (continued)

5.1 以公允价值计量的金融工具 (续)

5.1 Financial instruments measured at fair value (continued)

(A) 公允值的等级

(A) Fair value hierarchy

		本集团 The Group			
		2013			
		第一层级 Level 1	第二层级 Level 2	第三层级 Level 3	总计 Total
		港币百万元 HK\$'m	港币百万元 HK\$'m	港币百万元 HK\$'m	港币百万元 HK\$'m
金融资产	Financial assets				
公平值变化计入损益之金融资产 (附注 21)	Financial assets at fair value through profit or loss (Note 21)				
- 交易性证券	- Trading securities				
- 债务证券	- Debt securities	-	21,667	-	21,667
- 存款证	- Certificates of deposit	-	139	-	139
- 股份证券	- Equity securities	3	355	-	358
- 界定为以公平值变化计入损益之金融资产	- Financial assets designated at fair value through profit or loss				
- 债务证券	- Debt securities	-	1,838	-	1,838
衍生金融工具 (附注 22)	Derivative financial instruments (Note 22)	13,685	11,557	-	25,242
可供出售证券 (附注 25)	Available-for-sale securities (Note 25)				
- 债务证券	- Debt securities	8,422	307,807	200	316,429
- 存款证	- Certificates of deposit	-	71,860	5,250	77,110
- 股份证券	- Equity securities	-	1,220	250	1,470
金融负债	Financial liabilities				
公平值变化计入损益之金融负债 (附注 32)	Financial liabilities at fair value through profit or loss (Note 32)				
- 交易性负债	- Trading liabilities	-	9,748	-	9,748
- 界定为以公平值变化计入损益之金融负债	- Financial liabilities designated at fair value through profit or loss	-	3,832	-	3,832
衍生金融工具 (附注 22)	Derivative financial instruments (Note 22)	9,358	9,389	-	18,747

财务报表附注 (续) Notes to the Financial Statements (continued)

5. 资产和负债的公允价值 5. Fair values of assets and liabilities (continued) (续)

5.1 以公允价值计量的金融工具 (续)

5.1 Financial instruments measured at fair value (continued)

(A) 公平值的等级 (续)

(A) Fair value hierarchy (continued)

		本集团 The Group			
		2012			
		第一层级 Level 1	第二层级 Level 2	第三层级 Level 3	总计 Total
		港币百万元 HK\$m	港币百万元 HK\$m	港币百万元 HK\$m	港币百万元 HK\$m
金融资产	Financial assets				
公平值变化计入损益之金融资产 (附注 21)	Financial assets at fair value through profit or loss (Note 21)				
- 交易性证券	- Trading securities				
- 债务证券	- Debt securities	-	24,336	-	24,336
- 存款证	- Certificates of deposit	-	145	-	145
- 股份证券	- Equity securities	13	212	-	225
- 界定为以公平值变化计入损益之金融资产	- Financial assets designated at fair value through profit or loss				
- 债务证券	- Debt securities	-	2,170	-	2,170
衍生金融工具 (附注 22)	Derivative financial instruments (Note 22)	17,677	13,563	-	31,240
可供出售证券 (附注 25)	Available-for-sale securities (Note 25)				
- 债务证券	- Debt securities	98,350	266,219	200	364,769
- 存款证	- Certificates of deposit	-	69,566	1,188	70,754
- 股份证券	- Equity securities	-	838	205	1,043
金融负债	Financial liabilities				
公平值变化计入损益之金融负债 (附注 32)	Financial liabilities at fair value through profit or loss (Note 32)				
- 交易性负债	- Trading liabilities	-	17,331	-	17,331
- 界定为以公平值变化计入损益之金融负债	- Financial liabilities designated at fair value through profit or loss	-	2,070	771	2,841
衍生金融工具 (附注 22)	Derivative financial instruments (Note 22)	13,004	8,066	-	21,070

财务报表附注 (续) Notes to the Financial Statements (continued)

5. 资产和负债的公允价值 5. Fair values of assets and liabilities (continued)

5.1 以公允价值计量的金融工具 (续) 5.1 Financial instruments measured at fair value (continued)

(A) 公允值的等级 (续)

(A) Fair value hierarchy (continued)

		本银行 The Bank			
		2013			
		第一层级 Level 1	第二层级 Level 2	第三层级 Level 3	总计 Total
		港币百万元 HK\$m	港币百万元 HK\$m	港币百万元 HK\$m	港币百万元 HK\$m
金融资产	Financial assets				
公平值变化计入损益 之金融资产 (附注 21)	Financial assets at fair value through profit or loss (Note 21)				
- 交易性证券	- Trading securities				
- 债务证券	- Debt securities	-	17,545	-	17,545
- 存款证	- Certificates of deposit	-	96	-	96
- 股份证券	- Equity securities	3	-	-	3
衍生金融工具 (附注 22)	Derivative financial instruments (Note 22)	13,168	11,480	-	24,648
可供出售证券 (附注 25)	Available-for-sale securities (Note 25)				
- 债务证券	- Debt securities	8,422	272,635	-	281,057
- 存款证	- Certificates of deposit	-	65,769	997	66,766
- 股份证券	- Equity securities	-	-	179	179
		<u>13,168</u>	<u>11,480</u>	<u>-</u>	<u>24,648</u>
金融负债	Financial liabilities				
公平值变化计入损益 之金融负债 (附注 32)	Financial liabilities at fair value through profit or loss (Note 32)				
- 交易性负债	- Trading liabilities	-	5,314	-	5,314
- 界定为以公平值 变化计入损益 之金融负债	- Financial liabilities designated at fair value through profit or loss	-	3,832	-	3,832
衍生金融工具 (附注 22)	Derivative financial instruments (Note 22)	9,195	9,193	-	18,388
		<u>9,195</u>	<u>9,193</u>	<u>-</u>	<u>18,388</u>

财务报表附注 (续) Notes to the Financial Statements (continued)

5. 资产和负债的公允价值 5. Fair values of assets and liabilities (continued)

5.1 以公允价值计量的金融工具 (续)

5.1 Financial instruments measured at fair value (continued)

(A) 公允值的等级 (续)

(A) Fair value hierarchy (continued)

		本银行 The Bank			
		2012			
		第一层级 Level 1	第二层级 Level 2	第三层级 Level 3	总计 Total
		港币百万元 HK\$'m	港币百万元 HK\$'m	港币百万元 HK\$'m	港币百万元 HK\$'m
金融资产	Financial assets				
公平值变化计入损益之金融资产 (附注 21)	Financial assets at fair value through profit or loss (Note 21)				
- 交易性证券	- Trading securities				
- 债务证券	- Debt securities	-	19,511	-	19,511
- 存款证	- Certificates of deposit	-	91	-	91
- 股份证券	- Equity securities	13	-	-	13
衍生金融工具 (附注 22)	Derivative financial instruments (Note 22)	16,895	13,417	-	30,312
可供出售证券 (附注 25)	Available-for-sale securities (Note 25)				
- 债务证券	- Debt securities	96,882	233,192	-	330,074
- 存款证	- Certificates of deposit	-	63,406	321	63,727
- 股份证券	- Equity securities	-	-	140	140
		<u>16,895</u>	<u>13,417</u>	<u>-</u>	<u>30,312</u>
金融负债	Financial liabilities				
公平值变化计入损益之金融负债 (附注 32)	Financial liabilities at fair value through profit or loss (Note 32)				
- 交易性负债	- Trading liabilities	-	12,356	-	12,356
- 界定为以公允价值变化计入损益之金融负债	- Financial liabilities designated at fair value through profit or loss	-	2,070	771	2,841
衍生金融工具 (附注 22)	Derivative financial instruments (Note 22)	12,666	7,888	-	20,554
		<u>12,666</u>	<u>7,888</u>	<u>-</u>	<u>20,554</u>

2013 年及 2012 年，本集团及本银行之金融资产及负债均没有第一层级及第二层级之间的转移。

During the years 2013 and 2012, there were no financial asset and liability transfers between level 1 and level 2 for the Group and the Bank.

财务报表附注 (续) Notes to the Financial Statements (continued)

5. 资产和负债的公允价值 (续) 5. Fair values of assets and liabilities (continued)

5.1 以公允价值计量的金融工具 (续)

5.1 Financial instruments measured at fair value (continued)

(B) 第三层级的项目变动 (续)

(B) Reconciliation of level 3 items (continued)

		本集团 The Group				
		2012				
		金融资产 Financial assets			金融负债 Financial liabilities	
		可供出售证券 Available-for-sale securities			界定为以公允价值变化计入损益之金融负债 Financial liabilities designated at fair value through profit or loss	
		债务证券 Debt securities	存款证 Certificates of deposit	股份证券 Equity securities		
		港币百万元 HK\$m	港币百万元 HK\$m	港币百万元 HK\$m	港币百万元 HK\$m	港币百万元 HK\$m
于2012年1月1日 (亏损) / 收益	At 1 January 2012 (Losses)/gains	5	-	2,197	184	(203)
- 收益表	- Income statement	-	-	-	-	-
- 其他全面收益	- Other comprehensive income	-	-	-	-	-
- 可供出售证券之 公允价值变化	- Change in fair value of available-for-sale securities	-	-	(1)	21	-
买入	Purchases	-	200	866	-	-
发行	Issues	-	-	-	-	(771)
卖出	Sales	(5)	-	(179)	-	-
结算	Settlements	-	-	-	-	203
转出第三层级	Transfers out of level 3	-	-	(1,695)	-	-
于2012年12月31日	At 31 December 2012	-	200	1,188	205	(771)
于2012年12月31日 持有的金融资产及负 债于年内计入收益表 的未实现收益总额	Total unrealised gain for the year included in income statement for financial assets and liabilities held as at 31 December 2012	-	-	-	-	-

财务报表附注 (续) Notes to the Financial Statements (continued)

5. 资产和负债的公允价值 5. Fair values of assets and liabilities (continued)

5.1 以公允价值计量的金融工具 (续)

5.1 Financial instruments measured at fair value (continued)

(B) 第三层级的项目变动 (续)

(B) Reconciliation of level 3 items (continued)

		本银行 The Bank		
		2013		
		金融资产 Financial assets		金融负债 Financial liabilities
		可供出售证券 Available-for-sale securities		界定为以公允价值变化 计入损益之金融负债 Financial liabilities designated at fair value through profit or loss
		存款证 Certificates of deposit	股份证券 Equity securities	
		港币百万元 HK\$'m	港币百万元 HK\$'m	港币百万元 HK\$'m
于 2013 年 1 月 1 日	At 1 January 2013	321	140	(771)
(亏损) / 收益	(Losses)/gains			
- 收益表	- Income statement	-	-	-
- 其他全面收益	- Other comprehensive income			
- 可供出售证券之 公允价值变化	- Change in fair value of available-for- sale securities	(1)	18	-
买入	Purchases	997	21	-
卖出	Sales	-	-	-
结算	Settlements	-	-	771
转入第三层级	Transfers into level 3	-	-	-
转出第三层级	Transfers out of level 3	(320)	-	-
于 2013 年 12 月 31 日	At 31 December 2013	997	179	-
于 2013 年 12 月 31 日 持有的金融资产及负 债于年内计入收益表 的未实现收益总额	Total unrealised gain for the year included in income statement for financial assets and liabilities held as at 31 December 2013	-	-	-

财务报表附注 (续) Notes to the Financial Statements (continued)

5. 资产和负债的公允价值 5. Fair values of assets and liabilities (continued)

5.1 以公允价值计量的金融工具 (续)

5.1 Financial instruments measured at fair value (continued)

(B) 第三层级的项目变动 (续)

(B) Reconciliation of level 3 items (continued)

		本银行 The Bank		
		2012		
		金融资产 Financial assets		金融负债 Financial liabilities
		可供出售证券 Available-for-sale securities		界定为以公允价值变化 计入损益之金融负债 Financial liabilities designated at fair value through profit or loss
		存款证 Certificates of deposit	股份证券 Equity securities	
		港币百万元 HK\$m	港币百万元 HK\$m	港币百万元 HK\$m
于 2012 年 1 月 1 日	At 1 January 2012	2,017	125	(203)
(亏损) / 收益	(Losses)/gains			
- 收益表	- Income statement	-	-	-
- 其他全面收益	- Other comprehensive income			
- 可供出售证券之 公允价值变化	- Change in fair value of available-for-sale securities	(1)	15	-
买入	Purchases	-	-	-
发行	Issues	-	-	(771)
卖出	Sales	-	-	-
结算	Settlements	-	-	203
转出第三层级	Transfers out of level 3	(1,695)	-	-
于 2012 年 12 月 31 日	At 31 December 2012	321	140	(771)
于 2012 年 12 月 31 日 持有的金融资产及负 债于年内计入收益表 的未实现收益总额	Total unrealised gain for the year included in income statement for financial assets and liabilities held as at 31 December 2012	-	-	-

财务报表附注 (续) Notes to the Financial Statements (continued)

5. 资产和负债的公允价值 5. Fair values of assets and liabilities (continued) (续)

5.1 以公允价值计量的金融工具 (续)

5.1 Financial instruments measured at fair value (continued)

(B) 第三层级的项目变动 (续)

(B) Reconciliation of level 3 items (continued)

于 2013 年 12 月 31 日及 2012 年 12 月 31 日, 分类为第三层级的金融工具主要为债务证券、存款证及非上市股权。

As at 31 December 2013 and 2012, financial instruments categorised as level 3 are mainly comprised of debt securities, certificates of deposit and unlisted equity shares.

所有分类为第三层级的存款证因估值可观察性改变于 2013 年度转入及转出第三层级。对于某些低流动性债务证券, 本集团从交易对手处询价; 其公允值的计量可能采用了对估值产生重大影响的不可观察参数, 因此本集团将这些金融工具划分至第三层级。本集团已建立相关内部控制程序监控集团对此类金融工具的敞口。

Certificates of deposit were transferred into and out of level 3 in the year of 2013 due to change of valuation observability. For certain illiquid debt securities, the Group obtains valuation quotations from counterparties which may be based on unobservable inputs with significant impact on the valuation. Therefore, these instruments have been classified by the Group as level 3. The Group has established internal control procedures to control the Group's exposure to such financial instruments.

非上市可供出售股权的公允价值乃参考可供比较的上市公司之平均市价 / 盈利倍数, 或若没有合适可供比较的公司, 则按其资产净值厘定。公允价值与适合采用之可比较倍数比率或资产净值存在正向关系。若股权投资的企业资产净值增长 / 减少 5%, 则本集团其他全面收益将增加 / 减少港币 0.13 亿元。

The fair values of unlisted available-for-sale equity shares are determined with reference to multiples of comparable listed companies, such as average of the price/earning ratios of comparables or net asset value, if appropriate comparables are not available. The fair value is positively correlated to the price/earning ratios of appropriate comparables or net asset values. Had the net asset value of the underlying equity investments increased/decreased by 5%, the Group's other comprehensive income would have increased/decreased by HK\$13 million.

财务报表附注 (续) Notes to the Financial Statements (continued)

5. 资产和负债的公允价值 5. Fair values of assets and liabilities (continued) (续)

5.1 以公允价值计量的金融工具 (续)

(B) 第三层级的项目变动 (续)

分类为第三层级的界定为以公允价值变化计入损益之金融负债为集团吸纳附有嵌藏式期权的客户存款。于2012年12月31日，所有分类为第三层级的存款已于2013年度到期；于2013年12月31日，没有存款分类为第三层级。

5.2 非以公允价值计量的金融工具

公允价值是在一特定时点按相关市场资料及不同金融工具之资料来评估。以下之方法及假设已应用于评估各类金融工具之公允价值。

在银行及其他金融机构之结余及贸易票据

大部分之金融资产及负债将于结算日后一年内到期，其账面值与公允价值相若。

客户贷款

大部分之客户贷款是浮动利率，按市场息率计算利息，其账面值与公允价值相若。

5.1 Financial instruments measured at fair value (continued)

(B) Reconciliation of level 3 items (continued)

Financial liabilities designated at fair value through profit or loss categorised in level 3 are deposits received from customers that are embedded with options bought by the Group. All deposits categorised as level 3 as at 31 December 2012 were matured in the year of 2013 and there were no deposits categorised as level 3 as at 31 December 2013.

5.2 Financial instruments not measured at fair value

Fair value estimates are made at a specific point in time based on relevant market information and information about various financial instruments. The following methods and assumptions have been used to estimate the fair value of each class of financial instrument as far as practicable.

Balances with banks and other financial institutions and trade bills

Substantially all the financial assets and liabilities mature within one year from the balance sheet date and their carrying value approximates fair value.

Advances to customers

Substantially all the advances to customers are on floating rate terms, bear interest at prevailing market interest rates and their carrying value approximates fair value.

财务报表附注（续） Notes to the Financial Statements (continued)

5. 资产和负债的公允价值 5. Fair values of assets and liabilities (continued) (续)

5.2 非以公允价值计量的金融工具 (续)

持有至到期日证券

持有至到期日证券之公允价值厘定与附注5.1内以公允价值计量的债务证券及存款证, 和资产抵押债券采用之方法相同。

贷款及应收款

采用以现时收益率曲线及相关之剩余限期为基础的贴现现金流模型计算。

客户存款

大部分之客户存款将于结算日后一年内到期, 其账面值与公允价值相若。

按摊销成本发行之债务证券

优先票据及其他发行之债务证券之公允价值是按市场价格或经纪 / 交易商之报价为基础。

后偿负债

后偿票据之公允价值是按市场价格或经纪 / 交易商之报价为基础。

5.2 Financial instruments not measured at fair value (continued)

Held-to-maturity securities

The fair value of held-to-maturity securities is determined by using the same approach as those debt securities and certificates of deposit and asset backed securities measured at fair value as described in Note 5.1.

Loans and receivables

A discounted cash flow model is used based on a current yield curve appropriate for the remaining term to maturity.

Deposits from customers

Substantially all the deposits from customers mature within one year from the balance sheet date and their carrying value approximates fair value.

Debt securities in issue at amortised cost

Fair value for senior notes and other debt securities in issue is based on market prices or broker/dealer price quotations.

Subordinated liabilities

Fair value for subordinated notes is based on market prices or broker/dealer price quotations.

财务报表附注 (续) Notes to the Financial Statements (continued)

5. 资产和负债的公允价值 5. Fair values of assets and liabilities (continued) (续)

5.2 非以公允价值计量的金融工具 (续)

除以上其账面值与公允价值相若的金融工具外, 下表为非以公允价值计量的金融工具之账面值和公允价值。

5.2 Financial instruments not measured at fair value (continued)

The following tables set out the carrying values and fair values of the financial instruments not measured at fair value, except for the above with their carrying values being approximation of fair values.

		本集团 The Group	
		2013	
		账面值 Carrying value	公允价值 Fair value
		港币百万元 HK\$m	港币百万元 HK\$m
金融资产	Financial assets		
持有至到期日证券 (附注 25)	Held-to-maturity securities (Note 25)		
- 债务证券	- Debt securities	4,802	4,884
- 存款证	- Certificates of deposit	77	77
贷款及应收款(附注 25)	Loans and receivables (Note 25)	<u>7,945</u>	<u>7,942</u>
金融负债	Financial liabilities		
按摊销成本发行之债务 证券(附注 34)	Debt securities in issue at amortised cost (Note 34)		
- 优先票据	- Senior notes	5,684	6,193
后偿负债(附注 38)	Subordinated liabilities (Note 38)		
- 后偿票据	- Subordinated notes	<u>19,849</u>	<u>21,224</u>
		本集团 The Group	
		2012	
		账面值 Carrying value	公允价值 Fair value
		港币百万元 HK\$m	港币百万元 HK\$m
金融资产	Financial assets		
持有至到期日证券 (附注 25)	Held-to-maturity securities (Note 25)		
- 债务证券	- Debt securities	12,470	12,643
- 存款证	- Certificates of deposit	874	874
贷款及应收款(附注 25)	Loans and receivables (Note 25)	<u>9,234</u>	<u>9,255</u>
金融负债	Financial liabilities		
按摊销成本发行之债务 证券(附注 34)	Debt securities in issue at amortised cost (Note 34)		
- 优先票据	- Senior notes	5,919	6,317
- 其他发行之债务 证券	- Other debt securities in issue	4	4
后偿负债(附注 38)	Subordinated liabilities (Note 38)		
- 后偿贷款	- Subordinated loans	6,749	6,749
- 后偿票据	- Subordinated notes	<u>22,006</u>	<u>22,261</u>

财务报表附注 (续) Notes to the Financial Statements (continued)

5. 资产和负债的公允价值 5. Fair values of assets and liabilities (continued) (续)

5.2 非以公允价值计量的金融工具 (续)

5.2 Financial instruments not measured at fair value (continued)

		本银行 The Bank	
		2013	
		账面值 Carrying value	公平值 Fair value
		港币百万元 HK\$m	港币百万元 HK\$m
金融资产	Financial assets		
持有至到期日证券 (附注 25)	Held-to-maturity securities (Note 25)		
- 债务证券	- Debt securities	3,587	3,669
贷款及应收款 (附注 25)	Loans and receivables (Note 25)	<u>6,261</u>	<u>6,263</u>
金融负债	Financial liabilities		
按摊销成本发行之债务 证券 (附注 34)	Debt securities in issue at amortised cost (Note 34)		
- 优先票据	- Senior notes	5,684	6,193
后偿负债 (附注 38)	Subordinated liabilities (Note 38)		
- 后偿票据	- Subordinated notes	<u>19,849</u>	<u>21,224</u>
		本银行 The Bank	
		2012	
		账面值 Carrying value	公平值 Fair value
		港币百万元 HK\$m	港币百万元 HK\$m
金融资产	Financial assets		
持有至到期日证券 (附注 25)	Held-to-maturity securities (Note 25)		
- 债务证券	- Debt securities	10,364	10,526
贷款及应收款 (附注 25)	Loans and receivables (Note 25)	<u>8,077</u>	<u>8,099</u>
金融负债	Financial liabilities		
按摊销成本发行之债务 证券 (附注 34)	Debt securities in issue at amortised cost (Note 34)		
- 优先票据	- Senior notes	5,919	6,317
后偿负债 (附注 38)	Subordinated liabilities (Note 38)		
- 后偿贷款	- Subordinated loans	6,749	6,749
- 后偿票据	- Subordinated notes	<u>22,006</u>	<u>22,261</u>

财务报表附注(续) Notes to the Financial Statements (continued)

5. 资产和负债的公允价值 5. Fair values of assets and liabilities (continued) (续)

5.2 非以公允价值计量的金融工具(续)

下表列示已披露其公允价值的金融工具之公允价值等级。

5.2 Financial instruments not measured at fair value (continued)

The following tables show the fair value hierarchy for financial instruments with fair values disclosed.

		本集团 The Group			
		2013			
		第一层级 Level 1	第二层级 Level 2	第三层级 Level 3	总计 Total
		港币百万元 HK\$m	港币百万元 HK\$m	港币百万元 HK\$m	港币百万元 HK\$m
金融资产	Financial assets				
持有至到期日证券	Held-to-maturity securities				
- 债务证券	- Debt securities	-	4,732	152	4,884
- 存款证	- Certificates of deposit	-	-	77	77
贷款及应收款	Loans and receivables	-	7,942	-	7,942
金融负债	Financial liabilities				
按摊销成本发行之债务证券	Debt securities in issue at amortised cost				
- 优先票据	- Senior notes	-	6,193	-	6,193
后偿负债	Subordinated liabilities				
- 后偿票据	- Subordinated notes	-	21,224	-	21,224
		本银行 The Bank			
		2013			
		第一层级 Level 1	第二层级 Level 2	第三层级 Level 3	总计 Total
		港币百万元 HK\$m	港币百万元 HK\$m	港币百万元 HK\$m	港币百万元 HK\$m
金融资产	Financial assets				
持有至到期日证券	Held-to-maturity securities				
- 债务证券	- Debt securities	-	3,669	-	3,669
贷款及应收款	Loans and receivables	-	6,263	-	6,263
金融负债	Financial liabilities				
按摊销成本发行之债务证券	Debt securities in issue at amortised cost				
- 优先票据	- Senior notes	-	6,193	-	6,193
后偿负债	Subordinated liabilities				
- 后偿票据	- Subordinated notes	-	21,224	-	21,224

财务报表附注(续) Notes to the Financial Statements (continued)

5. 资产和负债的公允价值 5. Fair values of assets and liabilities (continued) (续)

5.3 以公允价值计量的非金融工具

本集团通过一些估值技术或活跃市场报价来确定非金融工具的公允价值。

投资物业及房产

本集团之物业可分为投资物业及房产。所有本集团之投资物业及房产已于2013年12月31日进行重估。估值由独立特许测量师第一太平戴维斯估值及专业顾问有限公司进行,其拥有具备香港测量师学会资深专业会员及专业会员资格之人员,并在估值物业所处地区及种类上拥有经验。当估值于每半年末及年末进行时,本集团管理层会跟测量师讨论估值方法、估值假设及估值结果。2013年12月31日终结的年度内,并没有改变估值方法。

第二层级公允价值计量采用的估值方法及因素

被分类为第二层级之物业的公允价值,乃参考可比较物业之近期出售成交价(市场比较法)或参考市场租金及资本化率(收入资本法),再对可比较物业及被评估物业之间的差异作出适当调整。此等调整被认为对整体计量并不构成重大影响。

本集团之物业均位于香港及内地之主要城市,被认为是活跃及透明的物业市场。可比较物业之出售价、市场租金及资本化率一般均可在此等市场上被直接或间接观察到。

5.3 Non-financial instruments measured at fair value

The Group uses valuation techniques or quoted market prices in active market to determine the fair value of non-financial instruments.

Investment properties and premises

The Group's properties can be divided into investment properties and premises. All of the Group's investment properties and premises were revalued as at 31 December 2013. The valuations were carried out by an independent firm of chartered surveyors, Savills Valuation and Professional Services Limited, who have among their staff Fellow and Members of the Hong Kong Institute of Surveyors with recent experience in the locations and categories of properties being valued. The Group's Management had discussions with the surveyors on the valuation methods, valuation assumptions and valuation results when the valuation is performed at each interim and annual reporting date. There has been no change in valuation methods during the year ended 31 December 2013.

Valuation methods and inputs used in Level 2 fair value measurements

The fair value of properties classified as Level 2 is determined using either the market comparison approach by reference to recent sales price of comparable properties or the income capitalisation approach by reference to market rent and capitalisation rate, with appropriate adjustments to reflect the differences between the comparable properties and the subject properties. These adjustments are considered as insignificant to the entire measurement.

The Group's properties are located in Hong Kong and major cities in the PRC where the property markets are considered active and transparent. Sales price, market rent and capitalisation rate of comparable properties are generally observable either directly or indirectly in these markets.

财务报表附注 (续) Notes to the Financial Statements (continued)

5. 资产和负债的公允价值 5. Fair values of assets and liabilities (continued) (续)

5.3 以公允价值计量的非金融 工具 (续)

投资物业及房产 (续)

有关第三层级公允价值计量的资料

除银行金库外，本集团被分类为第三层级的物业之公允价值均采用市场比较法或收入资本法，再按本集团物业相对于可比较物业之性质作折溢价调整来厘定。

由于银行金库之独特性质，并无市场交易实例可资比较，其公允价值乃采用折旧重置成本法厘定。主要的因素为现时土地的市值、重置该建筑物的现时成本及折旧率，并作适当的调整以反映物业的独特性质。

5.3 Non-financial instruments measured at fair value (continued)

Investment properties and premises (continued)

Information about Level 3 fair value measurements

The fair value of all of the Group's properties classified as Level 3 except for the bank vault is determined using either the market comparison approach or the income capitalisation approach, adjusted for a premium or a discount specific to the features of the Group's properties compared to the comparable properties.

The fair value of the bank vault is determined using the depreciated replacement cost approach as no direct comparable is available given the specialised nature of the property. The major inputs are the market value of the existing land, the current cost of replacing the property and the depreciation rate. Appropriate adjustments are made to reflect the specialised nature of the property.

财务报表附注（续） Notes to the Financial Statements (continued)

5. 资产和负债的公允价值 5. Fair values of assets and liabilities (continued) (续)

5.3 以公允价值计量的非金融工具 (续)

投资物业及房产 (续)

以下为在公允价值计量时对被分类为第三层级之本集团物业所采用的估值方法及重大不可观察因素：

5.3 Non-financial instruments measured at fair value (continued)

Investment properties and premises (continued)

The valuation methods and significant unobservable inputs used in the fair value measurement of the Group's properties classified as Level 3 are as follows:

	估值方法 Valuation method	重大不可观察因素 Significant unobservable inputs	加权平均 Weighted average	不可观察因素与公允价值的关系 Relationship of unobservable inputs to fair value
银行金库 Bank vault	折旧重置成本法 Depreciated replacement cost approach	折旧率 Depreciation rate	每年2% 2% per year	折旧率越高，公允价值越低。 The higher the depreciation rate, the lower the fair value.
		物业独特性质之溢价 Premium on specialised nature of the property	建筑成本+20% +20% to building cost	溢价越高，公允价值越高。 The higher the premium, the higher the fair value.
其他物业 Other properties	市场比较法或收入资本法 Market comparison approach or income capitalisation approach	物业相对可比较物业在性质上之溢价 / (折价) Premium/(discount) on features of the property compared to comparable properties	-19%	溢价越高，公允价值越高。 The higher the premium, the higher the fair value. 折价越高，公允价值越低。 The higher the discount, the lower the fair value.

物业相对可比较物业在性质上之溢价 / (折价) 乃参考与可比较物业在不同因素上的差异，例如成交后之市场变动、位置、通达性、楼龄 / 状况、楼层、面积、布局等而厘定。

Premium/(discount) on features of the property are determined after taken into account various factors, such as time for market movement, location, accessibility, building age/condition, floor level, size, layout, etc., with reference to their differences in features with comparable properties.

贵金属

贵金属之公允价值是按活跃市场报价为基础。

Precious metals

The fair values of precious metals are determined by obtaining quoted market prices in active market.

财务报表附注 (续) Notes to the Financial Statements (continued)

5. 资产和负债的公允价值 5. Fair values of assets and liabilities (continued) (续)

5.3 以公允价值计量的非金融工具 (续)

5.3 Non-financial instruments measured at fair value (continued)

(A) 公允值的等级

(A) Fair value hierarchy

		本集团 The Group			
		2013			
		第一层级 Level 1	第二层级 Level 2	第三层级 Level 3	总计 Total
		港币百万元 HK\$m	港币百万元 HK\$m	港币百万元 HK\$m	港币百万元 HK\$m
非金融资产	Non-financial assets				
投资物业 (附注 28)	Investment properties (Note 28)	-	1,595	13,132	14,727
物业、器材及设备 (附注 29)	Properties, plant and equipment (Note 29)				
- 房产	- Premises	-	7,963	41,698	49,661
其他资产 (附注 30)	Other assets (Note 30)				
- 贵金属	- Precious metals	5,146	-	-	5,146

		本银行 The Bank			
		2013			
		第一层级 Level 1	第二层级 Level 2	第三层级 Level 3	总计 Total
		港币百万元 HK\$m	港币百万元 HK\$m	港币百万元 HK\$m	港币百万元 HK\$m
非金融资产	Non-financial assets				
投资物业 (附注 28)	Investment properties (Note 28)	-	1,605	12,509	14,114
物业、器材及设备 (附注 29)	Properties, plant and equipment (Note 29)				
- 房产	- Premises	-	5,627	34,968	40,595
其他资产 (附注 30)	Other assets (Note 30)				
- 贵金属	- Precious metals	5,146	-	-	5,146

在 2013 年内, 本集团及本银行之非金融资产没有第一层级及第二层级之间的转移。

During the year 2013, there were no non-financial asset transfers between level 1 and level 2 for the Group and the Bank.

财务报表附注 (续) Notes to the Financial Statements (continued)

5. 资产和负债的公允价值 5. Fair values of assets and liabilities (continued) (续)

5.3 以公允价值计量的非金融工具 (续)

5.3 Non-financial instruments measured at fair value (continued)

(B) 第三层级的项目变动

(B) Reconciliation of level 3 items

		本集团 The Group	
		2013	
		非金融资产 Non-financial assets	
		投资物业 Investment properties	物业、器材及设备 Properties, plant and equipment
		港币百万元 HK\$'m	房产 Premises 港币百万元 HK\$'m
于 2013 年 1 月 1 日	At 1 January 2013	12,888	38,904
收益	Gains		
- 收益表	- Income statement		
- 投资物业出售 / 公允价值调整之 净收益	- Net gain from disposal of/fair value adjustments on investment properties	151	-
- 出售 / 重估物业、 器材及设备之 净收益	- Net gain from disposal/revaluation of properties, plant and equipment	-	10
- 其他全面收益	- Other comprehensive income		
- 房产重估	- Revaluation of premises	-	3,316
折旧	Depreciation	-	(802)
增置	Additions	2	347
重新分类	Reclassification	90	(90)
汇兑差额	Exchange difference	1	13
于 2013 年 12 月 31 日	At 31 December 2013	13,132	41,698
于 2013 年 12 月 31 日持 有的非金融资产于年 内计入收益表的未实 现收益总额	Total unrealised gain for the year included in income statement for non-financial assets held as at 31 December 2013		
- 投资物业出售 / 公允价值调整之净 收益	- Net gain from disposal of/fair value adjustments on investment properties	151	-
- 出售 / 重估物业、 器材及设备之 净收益	- Net gain from disposal/revaluation of properties, plant and equipment	-	10
		151	10

财务报表附注 (续) Notes to the Financial Statements (continued)

5. 资产和负债的公平值 5. Fair values of assets and liabilities (continued) (续)

5.3 以公允价值计量的非金融工具 (续)

5.3 Non-financial instruments measured at fair value (continued)

(B) 第三层级的项目变动 (续)

(B) Reconciliation of level 3 items (continued)

		本银行 The Bank	
		2013	
		非金融资产 Non-financial assets	
		投资物业 Investment properties	物业、器材及设备 Properties, plant and equipment
		港币百万元 HK\$'m	房产 Premises 港币百万元 HK\$'m
于 2013 年 1 月 1 日	At 1 January 2013	12,409	32,955
收益	Gains		
- 收益表	- Income statement		
- 投资物业出售 / 公平值调整之 净收益	- Net gain from disposal of/fair value adjustments on investment properties	269	-
- 其他全面收益	- Other comprehensive income		
- 房产重估	- Revaluation of premises	-	2,401
折旧	Depreciation	-	(722)
增置	Additions	2	163
重新分类	Reclassification	(171)	171
于 2013 年 12 月 31 日	At 31 December 2013	12,509	34,968
于 2013 年 12 月 31 日持 有的非金融资产于年 内计入收益表的未实 现收益总额	Total unrealised gain for the year included in income statement for non-financial assets held as at 31 December 2013		
- 投资物业出售 / 公平值调整之净 收益	- Net gain from disposal of/fair value adjustments on investment properties	269	-

财务报表附注 (续) Notes to the Financial Statements (continued)

6. 净利息收入

6. Net interest income

		2013	2012
		港币百万元	港币百万元
		HK\$m	HK\$m
利息收入	Interest income		
存放于同业及其他金融机构的款项	Due from banks and other financial institutions	8,585	8,167
客户贷款	Advances to customers	19,873	17,218
上市证券投资	Listed investments	3,544	3,532
非上市证券投资	Unlisted investments	5,265	4,500
其他	Others	212	250
		37,479	33,667
利息支出	Interest expense		
同业及其他金融机构存放的款项	Due to banks and other financial institutions	(1,039)	(971)
客户存款	Deposits from customers	(9,853)	(9,026)
债务证券发行	Debt securities in issue	(143)	(161)
后偿负债	Subordinated liabilities	(118)	(313)
其他	Others	(324)	(247)
		(11,477)	(10,718)
净利息收入	Net interest income	26,002	22,949

截至2013年12月31日止年度之利息收入包括被界定为减值贷款的应计利息收入港币0.06亿元(2012年:港币0.10亿元)。减值证券投资产生的应计利息收入为港币0.05亿元(2012年:港币0.09亿元)。

Included within interest income is HK\$6 million (2012: HK\$10 million) of interest with respect to income accrued on advances classified as impaired for the year ended 31 December 2013. Interest income accrued on impaired investment in securities amounted to HK\$5 million (2012: HK\$9 million).

非以公允价值变化计入损益之金融资产与金融负债所产生的利息收入及利息支出(未计算对冲影响)分别为港币384.55亿元(2012年:港币344.85亿元)及港币120.95亿元(2012年:港币112.91亿元)。

Included within interest income and interest expense are HK\$38,455 million (2012: HK\$34,485 million) and HK\$12,095 million (2012: HK\$11,291 million), before hedging effect, for financial assets and financial liabilities that are not recognised at fair value through profit or loss respectively.

财务报表附注 (续) Notes to the Financial Statements (continued)

7. 净服务费及佣金收入 7. Net fee and commission income

		(重列)	
		2013	2012
		港币百万元	港币百万元
		HK\$'m	HK\$'m
服务费及佣金收入	Fee and commission income		
信用卡业务	Credit card business	3,538	3,184
证券经纪	Securities brokerage	2,432	2,114
贷款佣金	Loan commissions	1,900	1,774
保险	Insurance	1,302	996
汇票佣金	Bills commissions	819	736
基金分销	Funds distribution	794	530
缴款服务	Payment services	665	667
信托及托管服务	Trust and custody services	391	360
保管箱	Safe deposit box	244	228
买卖货币	Currency exchange	197	156
其他	Others	474	423
		12,756	11,168
服务费及佣金支出	Fee and commission expense		
信用卡业务	Credit card business	(2,677)	(2,392)
证券经纪	Securities brokerage	(295)	(299)
缴款服务	Payment services	(93)	(92)
其他	Others	(658)	(547)
		(3,723)	(3,330)
净服务费及佣金收入	Net fee and commission income	9,033	7,838
其中源自	Of which arise from		
- 非以公允价值变化计入损益之金融资产或金融负债	- financial assets or financial liabilities not at fair value through profit or loss		
- 服务费及佣金收入	- Fee and commission income	1,993	1,770
- 服务费及佣金支出	- Fee and commission expense	(9)	(7)
		1,984	1,763
- 信托及其他受托活动	- trust and other fiduciary activities		
- 服务费及佣金收入	- Fee and commission income	571	550
- 服务费及佣金支出	- Fee and commission expense	(34)	(14)
		537	536

服务费及佣金收入、服务费及佣金支出与经营支出之若干比较数字已重新分类，以符合本年之列示形式。

Certain comparative amounts of fee and commission income, fee and commission expense and operating expenses have been reclassified to conform with the current year's presentation.

财务报表附注 (续) Notes to the Financial Statements (continued)

8. 净交易性收益

8. Net trading gain

	2013	2012
	港币百万元	港币百万元
	HK\$m	HK\$m
净收益源自:		
- 外汇交易及外汇交易产品	1,983	1,970
- 利率工具及公平值对冲的项目	808	574
- 商品	91	121
- 股份权益工具	228	97
	3,110	2,762

9. 其他金融资产之净收益

9. Net gain on other financial assets

	2013	2012
	港币百万元	港币百万元
	HK\$m	HK\$m
可供出售证券之净收益	179	515
持有至到期日证券之净收益	-	108
其他	(33)	(2)
	146	621

10. 其他经营收入

10. Other operating income

	2013	2012
	港币百万元	港币百万元
	HK\$m	HK\$m
证券投资股息收入		
- 非上市证券投资	36	29
投资物业之租金总收入	491	440
减: 有关投资物业之支出	(63)	(56)
其他	100	90
	564	503

「有关投资物业之支出」包括年内未出租投资物业之直接经营支出港币 6 百万元 (2012 年: 港币 3 百万元)。

Included in the "Outgoings in respect of investment properties" is HK\$6 million (2012: HK\$3 million) of direct operating expenses related to investment properties that were not let during the year.

财务报表附注 (续) Notes to the Financial Statements (continued)

11. 减值准备净拨备

11. Net charge of impairment allowances

		2013	2012
		港币百万元 HK\$'m	港币百万元 HK\$'m
客户贷款	Advances to customers		
个别评估	Individually assessed		
- 新提准备	- new allowances	(418)	(566)
- 拨回	- releases	105	54
- 收回已撤销账项	- recoveries	254	234
按个别评估贷款减值 准备净拨备(附注 24)	Net charge of individually assessed loan impairment allowances (Note 24)	(59)	(278)
组合评估	Collectively assessed		
- 新提准备	- new allowances	(709)	(606)
- 拨回	- releases	4	-
- 收回已撤销账项	- recoveries	34	30
按组合评估贷款减值 准备净拨备(附注 24)	Net charge of collectively assessed loan impairment allowances (Note 24)	(671)	(576)
贷款减值准备净拨备	Net charge of loan impairment allowances	(730)	(854)
可供出售证券	Available-for-sale securities		
可供出售证券减值准备 净拨回	Net reversal of impairment allowances on available-for-sale securities		
- 个别评估	- Individually assessed	-	2
持有至到期日证券	Held-to-maturity securities		
持有至到期日证券减值 准备净拨回	Net reversal of impairment allowances on held-to-maturity securities		
- 个别评估(附注 25)	- Individually assessed (Note 25)	5	14
其他	Others	(12)	(10)
减值准备净拨备	Net charge of impairment allowances	(737)	(848)

财务报表附注 (续) Notes to the Financial Statements (continued)

12. 经营支出

12. Operating expenses

		(重列)	
		(Restated)	
		2013	2012
		港币百万元	港币百万元
		HK\$m	HK\$m
人事费用 (包括董事酬金)	Staff costs (including directors' emoluments)		
- 薪酬及其他费用	- salaries and other costs	6,169	5,810
- 退休成本	- pension cost	502	469
		6,671	6,279
房产及设备支出 (不包括折旧)	Premises and equipment expenses (excluding depreciation)		
- 房产租金	- rental of premises	775	679
- 资讯科技	- information technology	396	391
- 其他	- others	376	357
		1,547	1,427
折旧 (附注 29)	Depreciation (Note 29)	1,650	1,486
核数师酬金	Auditor's remuneration		
- 审计服务	- audit services	25	31
- 非审计服务	- non-audit services	8	4
其他经营支出	Other operating expenses	1,944	1,822
		11,845	11,049

「房产租金」包括年内或然租金港币 0.10 亿元 (2012 年: 无)。

Contingent rent included in the "Rental of premises" amounted to HK\$10 million during the year (2012: Nil).

经营支出若干比较数字已重新分类至服务费及佣金支出, 以符合本年之列示形式。

Certain comparative amounts of operating expenses have been reclassified to fee and commission expense to conform with the current year's presentation.

财务报表附注 (续) Notes to the Financial Statements (continued)

13. 投资物业出售 / 公允价值调整之净收益 13. Net gain from disposal of/fair value adjustments on investment properties

		<u>2013</u>	<u>2012</u>
		港币百万元	港币百万元
		HK\$m	HK\$m
出售投资物业之净收益	Net gain from disposal of investment properties	-	4
投资物业公允价值调整之净收益 (附注 28)	Net gain from fair value adjustments on investment properties (Note 28)	<u>262</u>	<u>1,885</u>
		<u>262</u>	<u>1,889</u>

14. 出售 / 重估物业、器材及设备之净收益 14. Net gain from disposal/revaluation of properties, plant and equipment

		<u>2013</u>	<u>2012</u>
		港币百万元	港币百万元
		HK\$m	HK\$m
出售房产之净收益	Net gain from disposal of premises	-	118
出售其他固定资产之净亏损	Net loss from disposal of other fixed assets	(12)	(8)
重估房产之净收益 / (亏损) (附注 29)	Net gain/(loss) from revaluation of premises (Note 29)	<u>14</u>	<u>(4)</u>
		<u>2</u>	<u>106</u>

财务报表附注 (续) Notes to the Financial Statements (continued)

15. 税项

15. Taxation

收益表内之税项组成如下:

Taxation in the income statement represents:

		<u>2013</u>	<u>2012</u>
		港币百万元	港币百万元
		HK\$'m	HK\$'m
本期税项	Current tax		
香港利得税	Hong Kong profits tax		
- 年内计入税项	- current year taxation	4,174	3,762
- 往年超额拨备	- over-provision in prior years	(13)	(55)
		<u>4,161</u>	<u>3,707</u>
海外税项	Overseas taxation		
- 年内计入税项	- current year taxation	688	434
- 往年超额拨备	- over-provision in prior years	(16)	-
		<u>4,833</u>	<u>4,141</u>
递延税项	Deferred tax		
暂时性差额之产生及拨回 (附注 37)	Origination and reversal of temporary differences (Note 37)	(203)	(159)
		<u>4,630</u>	<u>3,982</u>

香港利得税乃按照本年度估计应课税溢利依税率 16.5% (2012 年: 16.5%) 计提。海外溢利之税款按照本年度估计应课税溢利依本集团经营业务所在国家之现行税率计算。

Hong Kong profits tax has been provided at the rate of 16.5% (2012: 16.5%) on the estimated assessable profits arising in Hong Kong during the year. Taxation on overseas profits has been calculated on the estimated assessable profits for the year at the rates of taxation prevailing in the countries in which the Group operates.

财务报表附注 (续) Notes to the Financial Statements (continued)

15. 税项 (续)

15. Taxation (continued)

本集团除税前溢利产生的实际税项，与根据香港利得税率计算的税项差异如下：

The taxation on the Group's profit before taxation that differs from the theoretical amount that would arise using the taxation rate of Hong Kong is as follows:

		2013	2012
		港币百万元	港币百万元
		HK\$m	HK\$m
除税前溢利	Profit before taxation	<u>26,545</u>	<u>24,840</u>
按税率 16.5% (2012 年: 16.5%) 计算的税项	Calculated at a taxation rate of 16.5% (2012: 16.5%)	4,380	4,099
其他国家税率差异的影响	Effect of different taxation rates in other countries	26	45
无需课税之收入	Income not subject to taxation	(153)	(466)
税务上不可扣减之开支	Expenses not deductible for taxation purposes	58	101
往年超额拨备	Over-provision in prior years	(29)	(55)
海外预提税	Foreign withholding tax	<u>348</u>	<u>258</u>
计入税项	Taxation charge	<u>4,630</u>	<u>3,982</u>
实际税率	Effective tax rate	<u>17.4%</u>	<u>16.0%</u>

16. 本银行股东应占溢利

16. Profit attributable to the equity holders of the Bank

截至 2013 年 12 月 31 日止年度，本银行股东应占综合溢利包括已列入本银行财务报表内的溢利港币 205.82 亿元 (2012 年: 港币 181.94 亿元)。

The consolidated profit attributable to the equity holders of the Bank for the year ended 31 December 2013 includes a profit of HK\$20,582 million (2012: HK\$18,194 million) which has been dealt with in the financial statements of the Bank.

17. 股息

17. Dividends

		2013		2012	
		每股 港币 Per share HK\$	总额 港币百万元 Total HK\$m	每股 港币 Per share HK\$	总额 港币百万元 Total HK\$m
第一次中期股息	First interim dividend	0.132	5,682	0.126	5,423
第二次中期股息	Second interim dividend	0.180	7,747	0.170	7,318
		<u>0.312</u>	<u>13,429</u>	<u>0.296</u>	<u>12,741</u>

财务报表附注 (续)

Notes to the Financial Statements (continued)

18. 退休福利成本

18. Retirement benefit costs

本集团员工的定额供款计划主要为获《强积金条例》豁免之职业退休计划及中银保诚简易强积金计划。根据职业退休计划，雇员须向职业退休计划之每月供款为彼等基本薪金之 5%，而雇主之每月供款为雇员基本月薪之 5% 至 15% 不等（视乎彼等之服务年期）。雇员有权于 10 年服务期届满后，在雇佣期终止时收取 100% 之雇主供款，或于 3 年至 10 年以下服务期届满后，在退休、提前退休、永远丧失工作能力及健康欠佳或雇佣期终止等情况（被即时解雇除外）下，收取 30% 至 90% 之雇主供款。

随着《强积金条例》于 2000 年 12 月 1 日实施，本集团亦参与中银保诚简易强积金计划，该计划之受托人为中银国际英国保诚信托有限公司，投资管理人为中银国际英国保诚资产管理有限公司，此两间公司均为本银行之有关连人士。

截至 2013 年 12 月 31 日止年度，在扣除约港币 0.05 亿元（2012 年：约港币 0.03 亿元）之没收供款后，职业退休计划之供款总额约为港币 3.52 亿元（2012 年：约港币 3.43 亿元），而本集团向强积金计划之供款总额则约为港币 0.58 亿元（2012 年：约港币 0.53 亿元）。

The principal defined contribution schemes for the Group's employees are ORSO schemes exempted under the MPF Schemes Ordinance and the BOC-Prudential Easy Choice MPF Scheme. Under the ORSO schemes, employees make monthly contributions to the ORSO schemes equal to 5% of their basic salaries, while the employer makes monthly contributions equal to 5% to 15% of the employees' monthly basic salaries, depending on years of service. The employees are entitled to receive 100% of the employer's contributions upon termination of employment after completing 10 years of service, or at a scale ranging from 30% to 90% for employees who have completed between 3 and 10 years of service, on conditions of retirement, early retirement, permanent incapacity and ill-health or termination of employment other than summary dismissal.

With the implementation of the MPF Schemes Ordinance on 1 December 2000, the Group also participates in the BOC-Prudential Easy Choice MPF Scheme, of which the trustee is BOCI-Prudential Trustee and the investment manager is BOCI-Prudential Manager, which are related parties of the Bank.

The Group's total contributions made to the ORSO schemes for the year ended 31 December 2013 amounted to approximately HK\$352 million (2012: approximately HK\$343 million), after a deduction of forfeited contributions of approximately HK\$5 million (2012: approximately HK\$3 million). For the MPF Scheme, the Group contributed approximately HK\$58 million (2012: approximately HK\$53 million) for the year ended 31 December 2013.

财务报表附注 (续) Notes to the Financial Statements (continued)

19. 董事、高层管理人员及主要人员酬金 19. Directors', senior management's and key personnel's emoluments

(a) 董事及高层管理人员酬金

(i) 董事酬金

本年度本集团就本银行董事为本银行及管理附属公司提供之服务而已付及其应收未收之酬金详情如下:

(a) Directors' and senior management's emoluments

(i) Directors' emoluments

Details of the emoluments paid to or receivable by the directors of the Bank in respect of their services rendered for the Bank and managing the subsidiaries within the Group during the year are as follows:

		2013			
		董事袍金 Directors' fee	基本薪金、津贴 及实物福利 Basic salaries, allowances and benefits in kind	花红 Bonus	总计 Total
		港币千元 HK\$'000	港币千元 HK\$'000	港币千元 HK\$'000	港币千元 HK\$'000
执行董事	Executive Directors				
和广北 (总裁)	HE Guangbei (Chief Executive)	100	8,326	4,286	12,712
高迎欣	GAO Yingxin	100	5,741	2,570	8,411
		200	14,067	6,856	21,123
非执行董事	Non-executive Directors				
田国立	TIAN Guoli	-	-	-	-
肖钢	XIAO Gang	-	-	-	-
李礼辉	LI Lihui	-	-	-	-
陈四清	CHEN Siqing	-	-	-	-
李早航	LI Zaohang	-	-	-	-
周载群 [#]	ZHOU Zaiqun [#]	4,136	-	-	4,136
冯国经 [*]	FUNG Victor Kwok King [*]	300	-	-	300
高铭胜 [*]	KOH Beng Seng [*]	380	-	-	380
宁高宁 [*]	NING Gaoning [*]	250	-	-	250
单伟建 [*]	SHAN Weijian [*]	350	-	-	350
童伟鹤 [*]	TUNG Savio Wai-Hok [*]	430	-	-	430
董建成 [*]	TUNG Chee Chen [*]	142	-	-	142
		5,988	-	-	5,988
		6,188	14,067	6,856	27,111

自2013年3月17日起,肖钢先生辞任本银行董事长及非执行董事。自2013年5月28日起,董建成先生辞任本银行独立非执行董事。自2013年6月4日起,田国立先生获委任为本银行董事长及非执行董事。自2014年3月25日起,李礼辉先生辞任本银行副董事长及非执行董事;周载群先生退休,不再担任本银行非执行董事;以及陈四清先生获委任为本银行副董事长。

Mr XIAO Gang resigned as Chairman and Non-executive Director of the Bank with effect from 17 March 2013. Mr TUNG Chee Chen resigned as an Independent Non-executive Director of the Bank with effect from 28 May 2013. Mr TIAN Guoli was appointed as Chairman and Non-executive Director of the Bank with effect from 4 June 2013. Mr LI Lihui resigned as Vice Chairman and Non-executive Director of the Bank, Mr ZHOU Zaiqun retired as Non-executive Director of the Bank and Mr CHEN Siqing was appointed as Vice Chairman of the Bank with effect from 25 March 2014.

财务报表附注 (续) Notes to the Financial Statements (continued)

19. 董事、高层管理人员及主要人员酬金 (续) 19. Directors', senior management's and key personnel's emoluments (continued)

(a) 董事及高层管理人员酬金 (续) (a) Directors' and senior management's emoluments (continued)

(i) 董事酬金 (续) (i) Directors' emoluments (continued)

		2012			
		基本薪金、津贴 及实物福利 Basic salaries, allowances and benefits	花红 Bonus	总计 Total	
董事袍金 Directors' fee	in kind	港币千元 HK\$'000	港币千元 HK\$'000	港币千元 HK\$'000	
执行董事		Executive Directors			
和广北 (总裁)	HE Guangbei (Chief Executive)	100	7,812	4,024	11,936
高迎欣	GAO Yingxin	100	5,438	2,441	7,979
		200	13,250	6,465	19,915
非执行董事		Non-executive Directors			
肖钢	XIAO Gang	-	-	-	-
李礼辉	LI Lihui	-	-	-	-
陈四清	CHEN Siqing	-	-	-	-
李早航	LI Zaohang	-	-	-	-
周载群*	ZHOU Zaiqun*	3,987	-	-	3,987
冯国经*	FUNG Victor Kwok King*	301	-	-	301
高铭胜*	KOH Beng Seng*	350	-	-	350
宁高宁*	NING Gaoning*	89	-	-	89
单伟建*	SHAN Weijian*	350	-	-	350
童伟鹤*	TUNG Savio Wai-Hok*	399	-	-	399
董建成*	TUNG Chee Chen*	349	-	-	349
		5,825	-	-	5,825
		6,025	13,250	6,465	25,740

注:

* 包括作为南洋商业
银行有限公司董事
长兼非执行董事之
袍金

* 独立非执行董事

Notes:

* Included fee as Chairman and Non-executive Director of Nanyang Commercial Bank, Limited

* Independent Non-executive Directors

财务报表附注 (续) Notes to the Financial Statements (continued)

19. 董事、高层管理人员及主要人员酬金 (续) 19. Directors', senior management's and key personnel's emoluments (continued)

(a) 董事及高层管理人员酬金 (续)

(a) Directors' and senior management's emoluments (continued)

(i) 董事酬金 (续)

(i) Directors' emoluments (continued)

截至2013年12月31日止年度，若干董事放弃其酬金共港币2百万元(2012年：港币2百万元)，当中包括附属公司董事袍金。

For the year ended 31 December 2013, certain directors waived emoluments of HK\$2 million (2012: HK\$2 million), which include directors' fee from subsidiaries.

(ii) 五位最高薪酬人士

(ii) Five highest paid individuals

本年度，本集团内五位最高薪酬人士包括2名(2012年：2名)董事，其酬金已载于上文分析。其余3名(2012年：3名)最高薪酬人士之酬金分析如下：

The five individuals whose emoluments were the highest in the Group for the year include two (2012: two) directors whose emoluments are reflected in the analysis presented above. The emoluments payable to the remaining three (2012: three) individuals during the year are as follows:

		<u>2013</u>	<u>2012</u>
		港币百万元	港币百万元
		HK\$m	HK\$m
基本薪金及津贴	Basic salaries and allowances	12	15
花红	Bonus	6	7
附属公司董事袍金	Directors' fee from subsidiaries	-	1
		<u>18</u>	<u>23</u>

财务报表附注 (续) Notes to the Financial Statements (continued)

19. 董事、高层管理人员及主要人员酬金 (续) 19. Directors', senior management's and key personnel's emoluments (continued)

(a) 董事及高层管理人员酬金 (续)

(a) Directors' and senior management's emoluments (continued)

(ii) 五位最高薪酬人士 (续)

(ii) Five highest paid individuals (continued)

于年内，就彼等任期内已付及其应收未收之酬金组别如下：

Emoluments paid to or receivable by individuals during the year with reference to their tenure are within the following bands:

		人数 Number of individuals	
		2013	2012
港币 5,000,001 元至港币 5,500,000 元	HK\$5,000,001 to HK\$5,500,000	-	-
港币 5,500,001 元至港币 6,000,000 元	HK\$5,500,001 to HK\$6,000,000	1	2
港币 6,000,001 元至港币 6,500,000 元	HK\$6,000,001 to HK\$6,500,000	2	-
港币 11,500,001 元至港币 12,000,000 元	HK\$11,500,001 to HK\$12,000,000	-	1

(iii) 高层管理人员酬金

(iii) Senior management's emoluments

于年内，高层管理人员就彼等任期内已付及其应收未收之酬金组别如下：

Emoluments paid to or receivable by individuals during the year with reference to their tenure as senior management are within the following bands:

		人数 Number of individuals	
		2013	2012
港币 2,000,001 元至港币 2,500,000 元	HK\$2,000,001 to HK\$2,500,000	1	-
港币 4,500,001 元至港币 5,000,000 元	HK\$4,500,001 to HK\$5,000,000	-	1
港币 5,000,001 元至港币 5,500,000 元	HK\$5,000,001 to HK\$5,500,000	2	2
港币 5,500,001 元至港币 6,000,000 元	HK\$5,500,001 to HK\$6,000,000	3	2
港币 6,000,001 元至港币 6,500,000 元	HK\$6,000,001 to HK\$6,500,000	1	-
港币 7,500,001 元至港币 8,000,000 元	HK\$7,500,001 to HK\$8,000,000	-	1
港币 8,000,001 元至港币 8,500,000 元	HK\$8,000,001 to HK\$8,500,000	1	-
港币 11,500,001 元至港币 12,000,000 元	HK\$11,500,001 to HK\$12,000,000	-	2
港币 12,500,001 元至港币 13,000,000 元	HK\$12,500,001 to HK\$13,000,000	1	-

财务报表附注（续） Notes to the Financial Statements (continued)

19. 董事、高层管理人员及主要人员酬金（续） 19. Directors', senior management's and key personnel's emoluments (continued)

(b) CG-5 下高级管理人员及主要人员的薪酬

按金管局发出之 CG-5 《稳健的薪酬制度指引》，本年度本集团之高级管理人员及主要人员的薪酬详情如下：

(i) 于年内授予的薪酬

(b) Remuneration for Senior Management and Key Personnel under CG-5

Pursuant to CG-5 Guideline on a Sound Remuneration System issued by the HKMA, details of the remuneration for Senior Management and Key Personnel of the Group during the year are as follows:

(i) Remuneration awarded during the year

		2013					
		高级管理人员 Senior Management			主要人员 Key Personnel		
		非递延 Non- deferred	递延 Deferred	总计 Total	非递延 Non- deferred	递延 Deferred	总计 Total
		港币百万元 HK\$m	港币百万元 HK\$m	港币百万元 HK\$m	港币百万元 HK\$m	港币百万元 HK\$m	港币百万元 HK\$m
固定薪酬	Fixed remuneration						
现金	Cash	46	-	46	48	-	48
浮动薪酬	Variable remuneration						
现金	Cash	14	5	19	21	7	28
总计	Total	60	5	65	69	7	76
		2012					
		高级管理人员 Senior Management			主要人员 Key Personnel		
		非递延 Non- deferred	递延 Deferred	总计 Total	非递延 Non- deferred	递延 Deferred	总计 Total
		港币百万元 HK\$m	港币百万元 HK\$m	港币百万元 HK\$m	港币百万元 HK\$m	港币百万元 HK\$m	港币百万元 HK\$m
固定薪酬	Fixed remuneration						
现金	Cash	46	-	46	48	-	48
浮动薪酬	Variable remuneration						
现金	Cash	13	6	19	21	5	26
总计	Total	59	6	65	69	5	74

以上薪酬包括 11 名（2012 年：10 名）高级管理人员及 17 名（2012 年：21 名）主要人员。

The remuneration above includes 11 (2012: 10) members of Senior Management and 17 (2012: 21) members of Key Personnel.

财务报表附注 (续) Notes to the Financial Statements (continued)
19. 董事、高层管理人员及主要人员酬金 (续) 19. Directors', senior management's and key personnel's emoluments (continued)
(b) CG-5 下高级管理人员及主要人员的薪酬 (续) (b) Remuneration for Senior Management and Key Personnel under CG-5 (continued)
(ii) 递延薪酬
(ii) Deferred remuneration

		2013		2012	
		高级管理人员 Senior Management	主要人员 Key Personnel	高级管理人员 Senior Management	主要人员 Key Personnel
		港币百万元 HK\$m	港币百万元 HK\$m	港币百万元 HK\$m	港币百万元 HK\$m
递延薪酬	Deferred remuneration				
已归属	Vested	6	4	3	2
未归属	Unvested	11	13	12	10
		17	17	15	12
于1月1日	At 1 January	12	10	9	7
已授予	Awarded	5	7	6	5
已发放	Paid out	(6)	(4)	(3)	(2)
调整按绩效评估 而扣减部分	Reduced through performance adjustments	-	-	-	-
于12月31日	At 31 December	11	13	12	10

就披露用途，本部分提及的高级管理人员及主要人员乃根据金管局《稳健的薪酬制度指引》定义。

高级管理人员：董事会指定的高级管理人员，负责总体策略或重要业务，包括总裁、副总裁、财务总监、风险总监、营运总监、董事会秘书以及集团稽核主管。

主要人员：个人业务活动涉及重大风险承担，对风险暴露有重大影响，或个人职责对风险管理有直接、重大影响，或对盈利有直接影响的人员，包括业务盈利规模较大的单位主管、本集团主要附属公司第一责任人、交易主管和首席交易员，以及对风险管理有直接影响的职能单位第一责任人。

For the purpose of disclosure, Senior Management and Key Personnel mentioned in this section are defined according to the HKMA's Guideline on a Sound Remuneration System.

Senior Management: The senior executives designated by the Board who are responsible for oversight of the firm-wide strategy or material business lines, including Chief Executive, Deputy Chief Executives, Chief Financial Officer, Chief Risk Officer, Chief Operating Officer, Board Secretary and Head of Group Audit.

Key Personnel: The employees whose individual business activities involve the assumption of material risk which may have significant impact on risk exposure, or whose individual responsibilities are directly and materially linked to the risk management, or those who have direct influence to the profit, including heads of material business lines, heads of major subsidiaries, Head of Trading and Chief Dealer, as well as heads of risk control functions.

财务报表附注 (续) Notes to the Financial Statements (continued)

20. 库存现金及存放银行及其他金融机构的结余 20. Cash and balances with banks and other financial institutions

		本集团 The Group		本银行 The Bank	
		2013 港币百万元 HK\$m	2012 港币百万元 HK\$m	2013 港币百万元 HK\$m	2012 港币百万元 HK\$m
库存现金	Cash	9,456	6,688	8,344	5,878
存放中央银行的结余	Balances with central banks	139,022	84,387	121,483	70,763
存放银行及其他金融机构的结余	Balances with banks and other financial institutions	110,202	63,495	109,193	61,542
在银行及其他金融机构一个月 内到期之定期存放	Placements with banks and other financial institutions maturing within one month	94,800	42,938	86,231	28,614
		353,480	197,508	325,251	166,797

21. 公允价值变化计入损益之金融资产 21. Financial assets at fair value through profit or loss

		本集团 The Group					
		交易性证券 Trading securities		界定为以公允价值变化 计入损益之金融资产 Financial assets designated at fair value through profit or loss		总计 Total	
		2013 港币百万元 HK\$m	2012 港币百万元 HK\$m	2013 港币百万元 HK\$m	2012 港币百万元 HK\$m	2013 港币百万元 HK\$m	2012 港币百万元 HK\$m
按公允价值入账	At fair value						
债务证券	Debt securities						
- 于香港上市	- Listed in Hong Kong	7,811	5,378	759	959	8,570	6,337
- 于香港以外上市	- Listed outside Hong Kong	459	190	1,079	1,131	1,538	1,321
		8,270	5,568	1,838	2,090	10,108	7,658
- 非上市	- Unlisted	13,397	18,768	-	80	13,397	18,848
		21,667	24,336	1,838	2,170	23,505	26,506
存款证	Certificates of deposit						
- 非上市	- Unlisted	139	145	-	-	139	145
股份证券	Equity securities						
- 于香港上市	- Listed in Hong Kong	3	13	-	-	3	13
- 非上市	- Unlisted	355	212	-	-	355	212
		358	225	-	-	358	225
总计	Total	22,164	24,706	1,838	2,170	24,002	26,876

财务报表附注(续) **Notes to the Financial Statements (continued)**

21. 公允价值变化计入损益之金融资产(续) **21. Financial assets at fair value through profit or loss (continued)**

		本银行 The Bank					
		界定为以公允价值变化 计入损益之金融资产 Financial assets designated at fair value through profit or loss				总计 Total	
		交易性证券 Trading securities					
		2013	2012	2013	2012	2013	2012
		港币百万元 HK\$m	港币百万元 HK\$m	港币百万元 HK\$m	港币百万元 HK\$m	港币百万元 HK\$m	港币百万元 HK\$m
按公允价值入账	At fair value						
债务证券	Debt securities						
- 于香港上市	- Listed in Hong Kong	7,811	5,378	-	-	7,811	5,378
- 于香港以外上市	- Listed outside Hong Kong	459	190	-	-	459	190
		8,270	5,568	-	-	8,270	5,568
- 非上市	- Unlisted	9,275	13,943	-	-	9,275	13,943
		17,545	19,511	-	-	17,545	19,511
存款证	Certificates of deposit						
- 非上市	- Unlisted	96	91	-	-	96	91
股份证券	Equity securities						
- 于香港上市	- Listed in Hong Kong	3	13	-	-	3	13
总计	Total	17,644	19,615	-	-	17,644	19,615

财务报表附注 (续) Notes to the Financial Statements (continued)

21. 公允价值变化计入损益之金融资产 (续) 21. Financial assets at fair value through profit or loss (continued)

公允价值变化计入损益之金融资产按发行机构之分类如下:

Financial assets at fair value through profit or loss are analysed by type of issuer as follows:

	本集团 The Group		本银行 The Bank	
	2013 港币百万元 HK\$m	2012 港币百万元 HK\$m	2013 港币百万元 HK\$m	2012 港币百万元 HK\$m
官方实体	17,560	21,903	13,495	17,141
公营单位*	17	20	1	4
银行及其他金融机构	3,432	2,380	3,227	2,169
公司企业	2,993	2,573	921	301
	24,002	26,876	17,644	19,615

* 包括在《银行业(资本)规则》内认可为公营单位的本集团及本银行公允价值变化计入损益之金融资产分别为港币1百万元(2012年:港币4百万元)及港币1百万元(2012年:港币4百万元)。

* Included financial assets at fair value through profit or loss of the Group and the Bank of HK\$1 million (2012: HK\$4 million) and HK\$1 million (2012: HK\$4 million) respectively which are eligible to be classified as public sector entities under the Banking (Capital) Rules.

公允价值变化计入损益之金融资产分类如下:

Financial assets at fair value through profit or loss are analysed as follows:

	本集团 The Group		本银行 The Bank	
	2013 港币百万元 HK\$m	2012 港币百万元 HK\$m	2013 港币百万元 HK\$m	2012 港币百万元 HK\$m
库券	9,895	17,210	5,829	12,449
存款证	139	145	96	91
其他公允价值变化计入损益之金融资产	13,968	9,521	11,719	7,075
	24,002	26,876	17,644	19,615

财务报表附注（续） Notes to the Financial Statements (continued)

22. 衍生金融工具及对冲会计 22. Derivative financial instruments and hedge accounting

本集团订立下列汇率、利率、商品及股份权益相关的衍生金融工具合约作买卖及风险管理之用：

远期外汇合约是指于未来某一日期买或卖外币的承诺。利率期货是指根据合约按照利率的变化收取或支付一个净金额的合约，或在交易所管理的金融市场上按约定价格在未来的某一日期买进或卖出利率金融工具的合约。远期利率协议是经单独协商而达成的利率期货合约，要求在未来某一日期根据合约利率与市场利率的差异及名义本金的金额进行计算及现金交割。

货币、利率及贵金属掉期是指交换不同现金流或商品的承诺。掉期的结果是交换不同货币、利率（如固定利率与浮动利率）或贵金属（如白银掉期）或以上的所有组合（如交叉货币利率掉期）。除某些货币掉期合约外，该等交易无需交换本金。

外汇、利率、贵金属及股份权益期权是指期权的卖方（出让方）为买方（持有方）提供在未来某一特定日期或未来一定时期内按约定的价格买进（认购期权）或卖出（认沽期权）一定数量的金融工具的权利（而非承诺）的一种协议。考虑到外汇和利率风险，期权的卖方从购买方收取一定的期权费。本集团期权合约是与对手方在场外协商达成或透过交易所进行（如于交易所进行买卖之期权）。

The Group enters into the following exchange rate, interest rate, commodity and equity related derivative financial instrument contracts for trading and risk management purposes:

Currency forwards represent commitments to purchase and sell foreign currency on a future date. Interest rate futures are contractual obligations to receive or pay a net amount based on changes in interest rates or buy or sell interest rate financial instruments on a future date at an agreed price in the financial market under the administration of the stock exchange. Forward rate agreements are individually negotiated interest rate futures that call for a cash settlement at a future date for the difference between a contract rate of interest and the current market rate, based on a notional principal amount.

Currency, interest rate and precious metal swaps are commitments to exchange one set of cash flows or commodity for another. Swaps result in an exchange of currencies, interest rates (for example, fixed rate for floating rate), or precious metals (for example, silver swaps) or a combination of all these (for example, cross-currency interest rate swaps). Except for certain currency swap contracts, no exchange of principal takes place.

Foreign currency, interest rate, precious metal and equity options are contractual agreements under which the seller (writer) grants the purchaser (holder) the right, but not the obligation, either to buy (a call option) or sell (a put option) at or by a set date or during a set period, a specific amount of the financial instrument at a predetermined price. In consideration for the assumption of foreign exchange and interest rate risk, the seller receives a premium from the purchaser. Options are negotiated over-the-counter ("OTC") between the Group and its counterparty or traded through the stock exchange (for example, exchange-traded stock option).

财务报表附注（续） Notes to the Financial Statements (continued)

22. 衍生金融工具及对冲会计（续） 22. Derivative financial instruments and hedge accounting (continued)

本集团之衍生金融工具合约 / 名义合约数额及其公平值详列于下表。各类型金融工具的合约 / 名义合约数额仅显示于资产负债表日未完成之交易量，而若干金融工具之合约 / 名义合约数额则提供了一个与资产负债表内所确认的公平值资产或负债的对比基础。但是，这并不反映所涉及的未来的现金流或当前的公平值，因而也不能反映本集团所面临的信贷风险或市场风险。随着与衍生金融工具合约条款相关的汇率、市场利率、贵金属价格或股份权益价格的波动，衍生金融工具的估值可能产生有利（资产）或不利（负债）的影响，这些影响可能在不同期间有较大的波动。

(a) 衍生金融工具

本集团进行场内及场外衍生产品交易的主要目的是开展客户业务。集团与客户及同业市场叙做的衍生产品交易均需严格遵从本集团各相关风险管理政策及规定。

衍生产品亦应用于管理银行账的利率风险，只有在获批准之产品名单上载有的衍生产品方可进行交易。由衍生产品交易产生的风险承担名义数额以设限控制，并制订交易的最长时期。每宗衍生产品交易必须记录于相应的系统，以进行结算、市场划价、报告及监控。

The contract/notional amounts and fair values of derivative financial instruments held by the Group are set out in the following tables. The contract/notional amounts of these instruments indicate the volume of transactions outstanding at the balance sheet dates and certain of them provide a basis for comparison with fair value instruments recognised on the balance sheets. However, they do not necessarily indicate the amounts of future cash flows involved or the current fair values of the instruments and, therefore, do not indicate the Group's exposure to credit or market risks. The derivative financial instruments become favourable (assets) or unfavourable (liabilities) as a result of fluctuations in foreign exchange rates, market interest rates, metal prices or equity prices relative to their terms. The aggregate fair values of derivative financial instruments assets and liabilities can fluctuate significantly from time to time.

(a) Derivative financial instruments

The Group trades derivative products (both exchange-traded or OTC) mainly for customer business. The Group strictly follows risk management policies and requirement in providing derivative products to our customers and in trading of derivative products in the interbank market.

Derivatives are also used to manage the interest rate risk of the banking book. A derivative instrument must be included in the approved product list before any transactions for that instrument can be made. There are limits to control the notional amount of exposure arising from derivative transactions, and the maximum tenor of the deal is set. Every derivative transaction must be input into the relevant system for settlement, mark-to-market revaluation, reporting and control.

财务报表附注 (续) Notes to the Financial Statements (continued)

22. 衍生金融工具及对冲会计 (续) 22. Derivative financial instruments and hedge accounting (continued)

(a) 衍生金融工具 (续)

下表概述各类衍生金融工具于 12 月 31 日之合约 / 名义合约数额:

(a) Derivative financial instruments (continued)

The following tables summarise the contract/notional amounts of each class of derivative financial instrument as at 31 December:

		本集团 The Group 2013			
		买卖 Trading	风险对冲 Hedging	不符合采用 对冲会计法 Not qualified for hedge accounting	总计 Total
		港币百万元 HK\$'m	港币百万元 HK\$'m	港币百万元 HK\$'m	港币百万元 HK\$'m
汇率合约	Exchange rate contracts				
即期、远期及期货	Spot, forwards and futures	302,252	-	-	302,252
掉期	Swaps	687,225	-	-	687,225
外汇交易期权	Foreign currency options				
- 买入期权	- Options purchased	20,982	-	-	20,982
- 卖出期权	- Options written	23,457	-	-	23,457
		<u>1,033,916</u>	<u>-</u>	<u>-</u>	<u>1,033,916</u>
利率合约	Interest rate contracts				
期货	Futures	2,790	-	-	2,790
掉期	Swaps	267,140	86,803	4,177	358,120
		<u>269,930</u>	<u>86,803</u>	<u>4,177</u>	<u>360,910</u>
商品合约	Commodity contracts	5,367	-	-	5,367
股份权益合约	Equity contracts	2,099	-	-	2,099
其他合约	Other contracts	59	-	-	59
总计	Total	<u>1,311,371</u>	<u>86,803</u>	<u>4,177</u>	<u>1,402,351</u>

不符合采用对冲会计法：为遵循《银行业(披露)规则》要求，需独立披露不符合采用对冲会计法资格，但与指定以公允价值经收益表入账的金融工具一并管理的衍生工具合约。

Not qualified for hedge accounting: derivative contracts which do not qualify as hedges for accounting purposes but are managed in conjunction with the financial instruments designated at fair value through profit or loss are separately disclosed in compliance with the requirements set out in the Banking (Disclosure) Rules.

财务报表附注 (续) Notes to the Financial Statements (continued)

22. 衍生金融工具及对冲会计 (续) 22. Derivative financial instruments and hedge accounting (continued)

(a) 衍生金融工具 (续) (a) Derivative financial instruments (continued)

		本集团 The Group			
		2012			
		买卖 Trading	风险对冲 Hedging	不符合采用 对冲会计法 Not qualified for hedge accounting	总计 Total
		港币百万元 HK\$m	港币百万元 HK\$m	港币百万元 HK\$m	港币百万元 HK\$m
汇率合约	Exchange rate contracts				
即期、远期及期货	Spot, forwards and futures	270,913	-	-	270,913
掉期	Swaps	683,297	-	-	683,297
外汇交易期权	Foreign currency options				
- 买入期权	- Options purchased	4,821	-	-	4,821
- 卖出期权	- Options written	9,096	-	-	9,096
		<u>968,127</u>	<u>-</u>	<u>-</u>	<u>968,127</u>
利率合约	Interest rate contracts				
期货	Futures	235	-	-	235
掉期	Swaps	284,906	46,872	8,646	340,424
		<u>285,141</u>	<u>46,872</u>	<u>8,646</u>	<u>340,659</u>
商品合约	Commodity contracts	20,481	-	-	20,481
股份权益合约	Equity contracts	1,507	-	-	1,507
其他合约	Other contracts	69	-	-	69
总计	Total	<u>1,275,325</u>	<u>46,872</u>	<u>8,646</u>	<u>1,330,843</u>

财务报表附注（续） Notes to the Financial Statements (continued)

22. 衍生金融工具及对冲会计（续） 22. Derivative financial instruments and hedge accounting (continued)

(a) 衍生金融工具（续） (a) Derivative financial instruments (continued)

		本银行 The Bank			
		2013			
		买卖 Trading	风险对冲 Hedging	不符合采用 对冲会计法 Not qualified for hedge accounting	总计 Total
		港币百万元 HK\$m	港币百万元 HK\$m	港币百万元 HK\$m	港币百万元 HK\$m
汇率合约	Exchange rate contracts				
即期、远期及期货	Spot, forwards and futures	287,682	-	-	287,682
掉期	Swaps	666,716	-	-	666,716
外汇交易期权	Foreign currency options				
- 买入期权	- Options purchased	20,982	-	-	20,982
- 卖出期权	- Options written	23,503	-	-	23,503
		<u>998,883</u>	<u>-</u>	<u>-</u>	<u>998,883</u>
利率合约	Interest rate contracts				
期货	Futures	2,790	-	-	2,790
掉期	Swaps	259,319	86,803	3,507	349,629
		<u>262,109</u>	<u>86,803</u>	<u>3,507</u>	<u>352,419</u>
商品合约	Commodity contracts	5,267	-	-	5,267
股份权益合约	Equity contracts	2,099	-	-	2,099
其他合约	Other contracts	55	-	-	55
总计	Total	<u>1,268,413</u>	<u>86,803</u>	<u>3,507</u>	<u>1,358,723</u>

财务报表附注（续） Notes to the Financial Statements (continued)

22. 衍生金融工具及对冲会计（续） 22. Derivative financial instruments and hedge accounting (continued)

(a) 衍生金融工具（续） (a) Derivative financial instruments (continued)

		本银行 The Bank			
		2012			
		买卖 Trading	风险对冲 Hedging	不符合采用 对冲会计法 Not qualified for hedge accounting	总计 Total
		港币百万元 HK\$m	港币百万元 HK\$m	港币百万元 HK\$m	港币百万元 HK\$m
汇率合约	Exchange rate contracts				
即期、远期及期货	Spot, forwards and futures	257,680	-	-	257,680
掉期	Swaps	666,331	-	-	666,331
外汇交易期权	Foreign currency options				
- 买入期权	- Options purchased	4,821	-	-	4,821
- 卖出期权	- Options written	9,096	-	-	9,096
		<u>937,928</u>	<u>-</u>	<u>-</u>	<u>937,928</u>
利率合约	Interest rate contracts				
期货	Futures	235	-	-	235
掉期	Swaps	282,350	46,872	7,488	336,710
		<u>282,585</u>	<u>46,872</u>	<u>7,488</u>	<u>336,945</u>
商品合约	Commodity contracts	<u>20,385</u>	<u>-</u>	<u>-</u>	<u>20,385</u>
股份权益合约	Equity contracts	<u>1,470</u>	<u>-</u>	<u>-</u>	<u>1,470</u>
其他合约	Other contracts	<u>65</u>	<u>-</u>	<u>-</u>	<u>65</u>
总计	Total	<u>1,242,433</u>	<u>46,872</u>	<u>7,488</u>	<u>1,296,793</u>

财务报表附注 (续) Notes to the Financial Statements (continued)

22. 衍生金融工具及对冲会计 (续) 22. Derivative financial instruments and hedge accounting (continued)

(a) 衍生金融工具 (续)

下表概述各类衍生金融工具于 12 月 31 日之公平值:

(a) Derivative financial instruments (continued)

The following tables summarise the fair values of each class of derivative financial instrument as at 31 December:

		本集团 The Group							
		2013							
		公平值资产 Fair value assets				公平值负债 Fair value liabilities			
		买卖 Trading	风险对冲 Hedging	不符合采用 对冲会计法 Not qualified for hedge accounting	总计 Total	买卖 Trading	风险对冲 Hedging	不符合采用 对冲会计法 Not qualified for hedge accounting	总计 Total
		港币百万元 HK\$m	港币百万元 HK\$m	港币百万元 HK\$m	港币百万元 HK\$m	港币百万元 HK\$m	港币百万元 HK\$m	港币百万元 HK\$m	港币百万元 HK\$m
汇率合约	Exchange rate contracts								
即期、远期及期货	Spot, forwards and futures	14,208	-	-	14,208	(10,000)	-	-	(10,000)
掉期	Swaps	5,348	-	-	5,348	(5,005)	-	-	(5,005)
外汇交易期权	Foreign currency options								
- 买入期权	- Options purchased	58	-	-	58	-	-	-	-
- 卖出期权	- Options written	-	-	-	-	(150)	-	-	(150)
		19,614	-	-	19,614	(15,155)	-	-	(15,155)
利率合约	Interest rate contracts								
期货	Futures	1	-	-	1	(1)	-	-	(1)
掉期	Swaps	1,767	3,359	5	5,131	(2,191)	(1,127)	(64)	(3,382)
		1,768	3,359	5	5,132	(2,192)	(1,127)	(64)	(3,383)
商品合约	Commodity contracts	472	-	-	472	(185)	-	-	(185)
股份权益合约	Equity contracts	24	-	-	24	(24)	-	-	(24)
总计	Total	21,878	3,359	5	25,242	(17,556)	(1,127)	(64)	(18,747)

财务报表附注 (续) Notes to the Financial Statements (continued)

22. 衍生金融工具及对冲会计 (续) 22. Derivative financial instruments and hedge accounting (continued)

(a) 衍生金融工具 (续) (a) Derivative financial instruments (continued)

		本集团 The Group							
		2012							
		公允价值资产 Fair value assets			公允价值负债 Fair value liabilities				
		买卖 Trading	风险对冲 Hedging	不符合采用 对冲会计法 Not qualified for hedge accounting	总计 Total	买卖 Trading	风险对冲 Hedging	不符合采用 对冲会计法 Not qualified for hedge accounting	总计 Total
		港币百万元 HK\$m	港币百万元 HK\$m	港币百万元 HK\$m	港币百万元 HK\$m	港币百万元 HK\$m	港币百万元 HK\$m	港币百万元 HK\$m	港币百万元 HK\$m
汇率合约	Exchange rate contracts								
即期、远期及期货	Spot, forwards and futures	17,257	-	-	17,257	(13,001)	-	-	(13,001)
掉期	Swaps	7,538	-	-	7,538	(2,604)	-	-	(2,604)
外汇交易期权	Foreign currency options								
- 买入期权	- Options purchased	23	-	-	23	-	-	-	-
- 卖出期权	- Options written	-	-	-	-	(28)	-	-	(28)
		<u>24,818</u>	<u>-</u>	<u>-</u>	<u>24,818</u>	<u>(15,633)</u>	<u>-</u>	<u>-</u>	<u>(15,633)</u>
利率合约	Interest rate contracts								
期货	Futures	1	-	-	1	-	-	-	-
掉期	Swaps	2,231	3,338	24	5,593	(3,157)	(1,693)	(89)	(4,939)
		<u>2,232</u>	<u>3,338</u>	<u>24</u>	<u>5,594</u>	<u>(3,157)</u>	<u>(1,693)</u>	<u>(89)</u>	<u>(4,939)</u>
商品合约	Commodity contracts	818	-	-	818	(488)	-	-	(488)
股份权益合约	Equity contracts	10	-	-	10	(10)	-	-	(10)
总计	Total	<u>27,878</u>	<u>3,338</u>	<u>24</u>	<u>31,240</u>	<u>(19,288)</u>	<u>(1,693)</u>	<u>(89)</u>	<u>(21,070)</u>

财务报表附注 (续) Notes to the Financial Statements (continued)

22. 衍生金融工具及对冲会计 (续) 22. Derivative financial instruments and hedge accounting (continued)

(a) 衍生金融工具 (续) (a) Derivative financial instruments (continued)

		本银行 The Bank							
		2013							
		公平值资产 Fair value assets				公平值负债 Fair value liabilities			
		买卖 Trading	风险对冲 Hedging	不符合采用 对冲会计法 Not qualified for hedge accounting	总计 Total	买卖 Trading	风险对冲 Hedging	不符合采用 对冲会计法 Not qualified for hedge accounting	总计 Total
		港币百万元 HK\$m	港币百万元 HK\$m	港币百万元 HK\$m	港币百万元 HK\$m	港币百万元 HK\$m	港币百万元 HK\$m	港币百万元 HK\$m	港币百万元 HK\$m
汇率合约	Exchange rate contracts								
即期、远期及期货	Spot, forwards and futures	13,627	-	-	13,627	(9,821)	-	-	(9,821)
掉期	Swaps	5,333	-	-	5,333	(4,903)	-	-	(4,903)
外汇交易期权	Foreign currency options								
- 买入期权	- Options purchased	58	-	-	58	-	-	-	-
- 卖出期权	- Options written	-	-	-	-	(150)	-	-	(150)
		<u>19,018</u>	<u>-</u>	<u>-</u>	<u>19,018</u>	<u>(14,874)</u>	<u>-</u>	<u>-</u>	<u>(14,874)</u>
利率合约	Interest rate contracts								
期货	Futures	1	-	-	1	(1)	-	-	(1)
掉期	Swaps	1,785	3,359	5	5,149	(2,162)	(1,127)	(16)	(3,305)
		<u>1,786</u>	<u>3,359</u>	<u>5</u>	<u>5,150</u>	<u>(2,163)</u>	<u>(1,127)</u>	<u>(16)</u>	<u>(3,306)</u>
商品合约	Commodity contracts	456	-	-	456	(184)	-	-	(184)
股份权益合约	Equity contracts	24	-	-	24	(24)	-	-	(24)
总计	Total	<u>21,284</u>	<u>3,359</u>	<u>5</u>	<u>24,648</u>	<u>(17,245)</u>	<u>(1,127)</u>	<u>(16)</u>	<u>(18,388)</u>

财务报表附注 (续) Notes to the Financial Statements (continued)
22. 衍生金融工具及对冲会计 (续) 22. Derivative financial instruments and hedge accounting (continued)
(a) 衍生金融工具 (续) (a) Derivative financial instruments (continued)

		本银行 The Bank 2012							
		公允价值资产 Fair value assets				公允价值负债 Fair value liabilities			
		买卖 Trading	风险对冲 Hedging	不符合采用 对冲会计法 Not qualified for hedge accounting	总计 Total	买卖 Trading	风险对冲 Hedging	不符合采用 对冲会计法 Not qualified for hedge accounting	总计 Total
		港币百万元 HK\$m	港币百万元 HK\$m	港币百万元 HK\$m	港币百万元 HK\$m	港币百万元 HK\$m	港币百万元 HK\$m	港币百万元 HK\$m	港币百万元 HK\$m
汇率合约	Exchange rate contracts								
即期、远期及期货	Spot, forwards and futures	16,444	-	-	16,444	(12,646)	-	-	(12,646)
掉期	Swaps	7,396	-	-	7,396	(2,589)	-	-	(2,589)
外汇交易期权	Foreign currency options								
- 买入期权	- Options purchased	23	-	-	23	-	-	-	-
- 卖出期权	- Options written	-	-	-	-	(28)	-	-	(28)
		<u>23,863</u>	<u>-</u>	<u>-</u>	<u>23,863</u>	<u>(15,263)</u>	<u>-</u>	<u>-</u>	<u>(15,263)</u>
利率合约	Interest rate contracts								
期货	Futures	1	-	-	1	-	-	-	-
掉期	Swaps	2,261	3,338	24	5,623	(3,100)	(1,693)	-	(4,793)
		<u>2,262</u>	<u>3,338</u>	<u>24</u>	<u>5,624</u>	<u>(3,100)</u>	<u>(1,693)</u>	<u>-</u>	<u>(4,793)</u>
商品合约	Commodity contracts	815	-	-	815	(488)	-	-	(488)
股份权益合约	Equity contracts	10	-	-	10	(10)	-	-	(10)
总计	Total	<u>26,950</u>	<u>3,338</u>	<u>24</u>	<u>30,312</u>	<u>(18,861)</u>	<u>(1,693)</u>	<u>-</u>	<u>(20,554)</u>

财务报表附注 (续) Notes to the Financial Statements (continued)

22. 衍生金融工具及对冲会计 (续) 22. Derivative financial instruments and hedge accounting (continued)

(a) 衍生金融工具 (续)

下表列出已计算有效双边净额结算协议后之衍生工具合约 / 名义合约数额、信贷风险加权数额及公平值，并参照有关资本充足比率之金管局报表的填报指示而编制。

信贷风险加权数额是根据《银行业（资本）规则》计算。此数额取决于交易对手之情况及各类合约之期限特性。

(a) Derivative financial instruments (continued)

The tables below give the contract/notional amounts, credit risk-weighted amounts and fair values of derivatives after taking into account the effect of valid bilateral netting agreements and are prepared with reference to the Completion Instructions for the HKMA return of capital adequacy ratio.

The credit risk-weighted amounts are calculated in accordance with the Banking (Capital) Rules. The amounts are dependent upon the status of the counterparty and the maturity characteristics of each type of contract.

		本集团 The Group		
		2013		
	合约 / 名义合约数额 Contract/notional amount	信贷风险加权数额 Credit risk-weighted amount	公平值 Fair value	
	港币百万元 HK\$m	港币百万元 HK\$m	港币百万元 HK\$m	
汇率合约	Exchange rate contracts			
即期、远期及期货	Spot, forwards and futures	122,088	1,149	1,006
掉期	Swaps	621,712	3,963	5,306
外汇交易期权	Foreign currency options			
- 买入期权	- Options purchased	20,592	144	60
		764,392	5,256	6,372
利率合约	Interest rate contracts			
期货	Futures	2,790	1	1
掉期	Swaps	358,570	1,541	4,795
		361,360	1,542	4,796
商品合约	Commodity contracts	167	4	1
股份权益合约	Equity contracts	2,099	144	27
总计	Total	1,128,018	6,946	11,196

财务报表附注 (续) **Notes to the Financial Statements (continued)**

22. 衍生金融工具及对冲会计 (续) **22. Derivative financial instruments and hedge accounting (continued)**

(a) 衍生金融工具 (续) **(a) Derivative financial instruments (continued)**

		本集团 The Group		
		2012		
		信贷风险加权数额 Credit risk-weighted amount	公允价值 Fair value	
合约 / 名义合约数额 Contract/notional amount		港币百万元 HK\$m	港币百万元 HK\$m	港币百万元 HK\$m
汇率合约	Exchange rate contracts			
即期、远期及期货	Spot, forwards and futures	79,292	462	416
掉期	Swaps	632,597	3,607	7,381
外汇交易期权	Foreign currency options			
- 买入期权	- Options purchased	2,601	10	13
		<u>714,490</u>	<u>4,079</u>	<u>7,810</u>
利率合约	Interest rate contracts			
掉期	Swaps	340,424	913	5,112
商品合约	Commodity contracts	221	6	1
股份权益合约	Equity contracts	720	38	2
总计	Total	<u>1,055,855</u>	<u>5,036</u>	<u>12,925</u>

财务报表附注 (续) Notes to the Financial Statements (continued)

22. 衍生金融工具及对冲会计 (续) 22. Derivative financial instruments and hedge accounting (continued)

(a) 衍生金融工具 (续) (a) Derivative financial instruments (continued)

		本银行 The Bank		
		2013		
合约 / 名义合约数额 Contract/notional amount		信贷风险加权数额 Credit risk-weighted amount	公平值 Fair value	
港币百万元 HK\$m		港币百万元 HK\$m	港币百万元 HK\$m	
汇率合约	Exchange rate contracts			
即期、远期及期货	Spot, forwards and futures	113,250	955	927
掉期	Swaps	602,558	3,909	5,293
外汇交易期权	Foreign currency options			
- 买入期权	- Options purchased	20,596	144	60
		<u>736,404</u>	<u>5,008</u>	<u>6,280</u>
利率合约	Interest rate contracts			
期货	Futures	2,790	1	1
掉期	Swaps	350,079	1,526	4,807
		<u>352,869</u>	<u>1,527</u>	<u>4,808</u>
商品合约	Commodity contracts	167	4	1
股份权益合约	Equity contracts	2,099	144	27
总计	Total	<u>1,091,539</u>	<u>6,683</u>	<u>11,116</u>

财务报表附注 (续) Notes to the Financial Statements (continued)

22. 衍生金融工具及对冲会计 (续) 22. Derivative financial instruments and hedge accounting (continued)

(a) 衍生金融工具 (续) (a) Derivative financial instruments (continued)

		本银行 The Bank		
		2012		
		合同 / 名义合约数额 Contract/notional amount	信贷风险加权数额 Credit risk-weighted amount	公平值 Fair value
		港币百万元 HK\$m	港币百万元 HK\$m	港币百万元 HK\$m
汇率合约	Exchange rate contracts			
即期、远期及期货	Spot, forwards and futures	73,656	316	380
掉期	Swaps	615,431	3,535	7,244
外汇交易期权	Foreign currency options			
- 买入期权	- Options purchased	2,615	10	13
		<u>691,702</u>	<u>3,861</u>	<u>7,637</u>
利率合约	Interest rate contracts			
掉期	Swaps	336,710	898	5,136
商品合约	Commodity contracts	171	3	1
股份权益合约	Equity contracts	688	38	2
总计	Total	<u>1,029,271</u>	<u>4,800</u>	<u>12,776</u>

本集团及本银行已将有效双边净额结算协议的效果计算在内的公平值为港币1.73亿元(2012年:无)。

The fair values which were calculated after taking into account the effect of valid bilateral netting agreements for the Group and the Bank amounted to HK\$173 million (2012: Nil).

(b) 对冲会计

界定为对冲工具之衍生金融工具于12月31日的公平值如下:

(b) Hedge accounting

The fair values of derivative financial instruments designated as hedging instruments as at 31 December are as follows:

		本集团及本银行 The Group and the Bank			
		2013		2012	
		资产 Assets	负债 Liabilities	资产 Assets	负债 Liabilities
		港币百万元 HK\$m	港币百万元 HK\$m	港币百万元 HK\$m	港币百万元 HK\$m
公平值对冲	Fair value hedges	<u>3,359</u>	<u>(1,127)</u>	<u>3,338</u>	<u>(1,693)</u>

财务报表附注 (续) Notes to the Financial Statements (continued)

22. 衍生金融工具及对冲会计 (续) 22. Derivative financial instruments and hedge accounting (continued)

(b) 对冲会计 (续)

(b) Hedge accounting (continued)

(i) 公平值对冲

本集团利用利率掉期合约对冲由市场利率引致的金融资产及负债公平值变动。

公平值对冲于年内反映于净交易性收益中之收益或亏损如下：

(i) Fair value hedges

The Group uses interest rate swaps to hedge against change in fair value of financial assets and liabilities arising from movements in market interest rates.

Gains or losses on fair value hedges reflected in net trading gain for the year are as follows:

		本集团及本银行 The Group and the Bank			
		2013		2012	
		被对冲资产 Hedged assets	被对冲负债 Hedged liabilities	被对冲资产 Hedged assets	被对冲负债 Hedged liabilities
		港币百万元 HK\$m	港币百万元 HK\$m	港币百万元 HK\$m	港币百万元 HK\$m
净收益 / (亏损)	Net gain/(loss)				
- 对冲工具	- hedging instruments	2,284	(1,467)	(110)	590
- 被对冲项目	- hedged items	(2,284)	2,031	86	(426)
		-	564	(24)	164

(ii) 海外运作净投资对冲

于 2013 年 12 月 31 日，本集团界定部分人民币计值的客户存款合共港币 18.88 亿元（2012 年：港币 18.34 亿元）为对冲工具，用以对冲海外运作净投资。

于年内没有无效部分之收益或亏损于收益表内确认（2012 年：无）。

(ii) Hedges of net investments in foreign operations

As at 31 December 2013, a proportion of the Group's RMB-denominated deposits from customers of HK\$1,888 million (2012: HK\$1,834 million) were designated as a hedging instrument to hedge against the net investments in foreign operations.

There were no gains or losses on ineffective portion recognised in the income statement during the year (2012: Nil).

财务报表附注 (续) Notes to the Financial Statements (continued)

23. 贷款及其他账项 23. Advances and other accounts

		本集团 The Group		本银行 The Bank	
		2013 港币百万元 HK\$m	2012 港币百万元 HK\$m	2013 港币百万元 HK\$m	2012 港币百万元 HK\$m
个人贷款	Personal loans and advances	254,477	238,647	214,560	202,861
公司贷款	Corporate loans and advances	603,787	539,562	472,952	416,813
客户贷款*	Advances to customers*	858,264	778,209	687,512	619,674
贷款减值准备	Loan impairment allowances				
- 按个别评估	- Individually assessed	(840)	(736)	(508)	(467)
- 按组合评估	- Collectively assessed	(3,395)	(2,969)	(2,038)	(1,851)
		854,029	774,504	684,966	617,356
贸易票据	Trade bills	70,846	45,180	55,631	34,892
总计	Total	924,875	819,684	740,597	652,248

于2013年12月31日, 本集团及本银行之客户贷款包括应计利息分别为港币13.44亿元(2012年: 港币14.34亿元)及港币9.74亿元(2012年: 港币8.60亿元)。

As at 31 December 2013, advances to customers of the Group and the Bank included accrued interest of HK\$1,344 million (2012: HK\$1,434 million) and HK\$974 million (2012: HK\$860 million) respectively.

于2013年12月31日及2012年12月31日, 没有对贸易票据作出任何减值准备。

As at 31 December 2013 and 2012, no impairment allowance was made in respect of trade bills.

* 包括本集团及本银行之港元客户贷款分别为港币5,527.19亿元(2012年: 港币5,205.96亿元)及港币4,678.10亿元(2012年: 港币4,364.03亿元)及美元客户贷款折合港币2,176.96亿元(2012年: 港币1,770.19亿元)及港币1,782.89亿元(2012年: 港币1,435.83亿元)。

* Included advances to customers of the Group and the Bank denominated in HK dollars of HK\$552,719 million (2012: HK\$520,596 million) and HK\$467,810 million (2012: HK\$436,403 million) and US dollars equivalent to HK\$217,696 million (2012: HK\$177,019 million) and HK\$178,289 million (2012: HK\$143,583 million) respectively.

财务报表附注 (续) Notes to the Financial Statements (continued)

24. 贷款减值准备

24. Loan impairment allowances

		本集团 The Group		
		2013		
		按个别评估 Individual assessment		
		个人 Personal	公司 Corporate	总计 Total
		港币百万元 HK\$m	港币百万元 HK\$m	港币百万元 HK\$m
于 2013 年 1 月 1 日	At 1 January 2013	26	710	736
于收益表 (拨回) / 拨备 (附注 11)	(Credited)/charged to income statement (Note 11)	(4)	63	59
年内撤销之未收回贷款	Loans written off during the year as uncollectible	(3)	(206)	(209)
收回已撤销账项	Recoveries	11	243	254
折现减值准备回拨	Unwind of discount on impairment allowances	-	(6)	(6)
汇兑差额	Exchange difference	-	6	6
于 2013 年 12 月 31 日	At 31 December 2013	30	810	840

		本集团 The Group		
		2013		
		按组合评估 Collective assessment		
		个人 Personal	公司 Corporate	总计 Total
		港币百万元 HK\$m	港币百万元 HK\$m	港币百万元 HK\$m
于 2013 年 1 月 1 日	At 1 January 2013	269	2,700	2,969
于收益表拨备 (附注 11)	Charged to income statement (Note 11)	303	368	671
年内撤销之未收回贷款	Loans written off during the year as uncollectible	(291)	(2)	(293)
收回已撤销账项	Recoveries	34	-	34
汇兑差额	Exchange difference	-	14	14
于 2013 年 12 月 31 日	At 31 December 2013	315	3,080	3,395

财务报表附注 (续) Notes to the Financial Statements (continued)

24. 贷款减值准备 (续) 24. Loan impairment allowances (continued)

		本集团 The Group		
		2012		
		按个别评估 Individual assessment		
		个人 Personal	公司 Corporate	总计 Total
		港币百万元 HK\$m	港币百万元 HK\$m	港币百万元 HK\$m
于 2012 年 1 月 1 日	At 1 January 2012	28	231	259
于收益表 (拨回) / 拨备 (附注 11)	(Credited)/charged to income statement (Note 11)	(16)	294	278
年内撤销之未收回贷款	Loans written off during the year as uncollectible	(3)	(23)	(26)
收回已撤销账项	Recoveries	17	217	234
折现减值准备回拨	Unwind of discount on impairment allowances	-	(10)	(10)
汇兑差额	Exchange difference	-	1	1
于 2012 年 12 月 31 日	At 31 December 2012	<u>26</u>	<u>710</u>	<u>736</u>
		本集团 The Group		
		2012		
		按组合评估 Collective assessment		
		个人 Personal	公司 Corporate	总计 Total
		港币百万元 HK\$m	港币百万元 HK\$m	港币百万元 HK\$m
于 2012 年 1 月 1 日	At 1 January 2012	237	2,334	2,571
于收益表拨备 (附注 11)	Charged to income statement (Note 11)	213	363	576
年内撤销之未收回贷款	Loans written off during the year as uncollectible	(211)	(1)	(212)
收回已撤销账项	Recoveries	30	-	30
汇兑差额	Exchange difference	-	4	4
于 2012 年 12 月 31 日	At 31 December 2012	<u>269</u>	<u>2,700</u>	<u>2,969</u>

财务报表附注（续） Notes to the Financial Statements (continued)

24. 贷款减值准备（续） 24. Loan impairment allowances (continued)

		本银行 The Bank		
		2013		
		按个别评估 Individual assessment		
		个人 Personal	公司 Corporate	总计 Total
		港币百万元 HK\$m	港币百万元 HK\$m	港币百万元 HK\$m
于 2013 年 1 月 1 日	At 1 January 2013	18	449	467
于收益表拨回	Credited to income statement	(8)	(108)	(116)
年内撤销之未收回贷款	Loans written off during the year as uncollectible	(3)	(37)	(40)
收回已撤销账项	Recoveries	9	191	200
折现减值准备回拨	Unwind of discount on impairment allowances	-	(3)	(3)
于 2013 年 12 月 31 日	At 31 December 2013	16	492	508

		本银行 The Bank		
		2013		
		按组合评估 Collective assessment		
		个人 Personal	公司 Corporate	总计 Total
		港币百万元 HK\$m	港币百万元 HK\$m	港币百万元 HK\$m
于 2013 年 1 月 1 日	At 1 January 2013	143	1,708	1,851
于收益表拨备	Charged to income statement	186	170	356
年内撤销之未收回贷款	Loans written off during the year as uncollectible	(173)	-	(173)
收回已撤销账项	Recoveries	4	-	4
于 2013 年 12 月 31 日	At 31 December 2013	160	1,878	2,038

财务报表附注 (续) Notes to the Financial Statements (continued)

24. 贷款减值准备 (续) 24. Loan impairment allowances (continued)

		本银行 The Bank		
		2012		
		按个别评估 Individual assessment		
		个人 Personal	公司 Corporate	总计 Total
		港币百万元 HK\$m	港币百万元 HK\$m	港币百万元 HK\$m
于 2012 年 1 月 1 日	At 1 January 2012	22	149	171
于收益表 (拨回) / 拨备	(Credited)/charged to income statement	(18)	111	93
年内撤销之未收回贷款	Loans written off during the year as uncollectible	(2)	(10)	(12)
收回已撤销账项	Recoveries	16	202	218
折现减值准备回拨	Unwind of discount on impairment allowances	-	(3)	(3)
于 2012 年 12 月 31 日	At 31 December 2012	18	449	467

		本银行 The Bank		
		2012		
		按组合评估 Collective assessment		
		个人 Personal	公司 Corporate	总计 Total
		港币百万元 HK\$m	港币百万元 HK\$m	港币百万元 HK\$m
于 2012 年 1 月 1 日	At 1 January 2012	112	1,613	1,725
于收益表拨备	Charged to income statement	102	95	197
年内撤销之未收回贷款	Loans written off during the year as uncollectible	(71)	-	(71)
于 2012 年 12 月 31 日	At 31 December 2012	143	1,708	1,851

财务报表附注 (续) Notes to the Financial Statements (continued)

25. 证券投资

25. Investment in securities

	本集团 The Group		本银行 The Bank	
	2013 港币百万元 HK\$m	2012 港币百万元 HK\$m	2013 港币百万元 HK\$m	2012 港币百万元 HK\$m
(a) 可供出售证券	(a) Available-for-sale securities			
债务证券, 按公允价值入账	Debt securities, at fair value			
- 于香港上市	- Listed in Hong Kong			
- 于香港以外上市	- Listed outside Hong Kong			
	27,134	20,252	23,654	17,127
	109,947	99,965	104,860	94,141
- 非上市	- Unlisted			
	137,081	120,217	128,514	111,268
	179,348	244,552	152,543	218,806
	316,429	364,769	281,057	330,074
存款证, 按公允价值入账	Certificates of deposit, at fair value			
- 于香港上市	- Listed in Hong Kong			
- 于香港以外上市	- Listed outside Hong Kong			
	502	-	502	-
	686	1,375	426	1,070
- 非上市	- Unlisted			
	1,188	1,375	928	1,070
	75,922	69,379	65,838	62,657
	77,110	70,754	66,766	63,727
股份证券, 按公允价值入账	Equity securities, at fair value			
- 非上市	- Unlisted			
	1,470	1,043	179	140
	395,009	436,566	348,002	393,941
(b) 持有至到期日证券	(b) Held-to-maturity securities			
债务证券, 按摊销成本入账	Debt securities, at amortised cost			
- 于香港上市	- Listed in Hong Kong			
- 于香港以外上市	- Listed outside Hong Kong			
	710	948	710	709
	1,662	4,206	1,632	4,177
- 非上市	- Unlisted			
	2,372	5,154	2,342	4,886
	2,433	7,325	1,248	5,487
	4,805	12,479	3,590	10,373
存款证, 按摊销成本入账	Certificates of deposit, at amortised cost			
- 非上市	- Unlisted			
	77	874	-	-
	4,882	13,353	3,590	10,373
减值准备	Impairment allowances			
	(3)	(9)	(3)	(9)
	4,879	13,344	3,587	10,364
(c) 贷款及应收款	(c) Loans and receivables			
非上市, 按摊销成本入账	Unlisted, at amortised cost			
	7,945	9,234	6,261	8,077
总计	Total			
	407,833	459,144	357,850	412,382
持有至到期日之上市证券市值	Market value of listed held-to-maturity securities			
	2,432	5,218	2,402	4,953

财务报表附注 (续) Notes to the Financial Statements (continued)

25. 证券投资 (续)

证券投资按发行机构之分类如下:

25. Investment in securities (continued)

Investment in securities is analysed by type of issuer as follows:

		本集团 The Group 2013			
		可供出售证券 Available- for-sale securities	持有至 到期日证券 Held-to- maturity securities	贷款及应收款 Loans and receivables	总计 Total
		港币百万元 HK\$m	港币百万元 HK\$m	港币百万元 HK\$m	港币百万元 HK\$m
官方实体	Sovereigns	52,745	822	-	53,567
公营单位*	Public sector entities*	46,292	137	-	46,429
银行及其他金融机构	Banks and other financial institutions	237,226	3,320	7,112	247,658
公司企业	Corporate entities	58,746	600	833	60,179
		395,009	4,879	7,945	407,833

		本集团 The Group 2012			
		可供出售证券 Available- for-sale securities	持有至 到期日证券 Held-to- maturity securities	贷款及应收款 Loans and receivables	总计 Total
		港币百万元 HK\$m	港币百万元 HK\$m	港币百万元 HK\$m	港币百万元 HK\$m
官方实体	Sovereigns	151,894	1,711	-	153,605
公营单位*	Public sector entities*	39,913	1,278	-	41,191
银行及其他金融机构	Banks and other financial institutions	205,426	9,294	8,077	222,797
公司企业	Corporate entities	39,333	1,061	1,157	41,551
		436,566	13,344	9,234	459,144

* 包括在《银行业(资本)规则》内认可为公营单位的可供出售证券港币 245.30 亿元(2012年:港币 209.74 亿元)及持有至到期日证券港币 0.58 亿元(2012年:港币 2.48 亿元)。

* Included available-for-sale securities of HK\$24,530 million (2012: HK\$20,974 million) and held-to-maturity securities of HK\$58 million (2012: HK\$248 million) which are eligible to be classified as public sector entities under the Banking (Capital) Rules.

财务报表附注 (续) Notes to the Financial Statements (continued)

25. 证券投资 (续) 25. Investment in securities (continued)

		本银行 The Bank			
		2013			
		持有至			
		可供出售证券 Available- for-sale securities	到期日证券 Held-to- maturity securities	贷款及应收款 Loans and receivables	总计 Total
		港币百万元 HK\$m	港币百万元 HK\$m	港币百万元 HK\$m	港币百万元 HK\$m
官方实体	Sovereigns	42,402	237	-	42,639
公营单位**	Public sector entities**	45,687	137	-	45,824
银行及其他金融机构	Banks and other financial institutions	213,541	2,616	6,261	222,418
公司企业	Corporate entities	46,372	597	-	46,969
		348,002	3,587	6,261	357,850

		本银行 The Bank			
		2012			
		持有至			
		可供出售证券 Available- for-sale securities	到期日证券 Held-to- maturity securities	贷款及应收款 Loans and receivables	总计 Total
		港币百万元 HK\$m	港币百万元 HK\$m	港币百万元 HK\$m	港币百万元 HK\$m
官方实体	Sovereigns	137,185	826	-	138,011
公营单位**	Public sector entities**	39,406	1,278	-	40,684
银行及其他金融机构	Banks and other financial institutions	186,452	7,561	8,077	202,090
公司企业	Corporate entities	30,898	699	-	31,597
		393,941	10,364	8,077	412,382

** 包括在《银行业(资本)规则》内认可为公营单位的可供出售证券港币 239.25 亿元(2012 年: 港币 204.67 亿元)及持有至到期日证券港币 0.58 亿元(2012 年: 港币 2.48 亿元)。

** Included available-for-sale securities of HK\$23,925 million (2012: HK\$20,467 million) and held-to-maturity securities of HK\$58 million (2012: HK\$248 million) which are eligible to be classified as public sector entities under the Banking (Capital) Rules.

财务报表附注 (续) Notes to the Financial Statements (continued)

25. 证券投资 (续) 25. Investment in securities (continued)

证券投资之变动概述如下:

The movements in investment in securities are summarised as follows:

		本集团 The Group		
		2013		
		可供出售证券 Available- for-sale securities	持有至 到期日证券 Held-to- maturity securities	贷款及应收款 Loans and receivables
		港币百万元 HK\$m	港币百万元 HK\$m	港币百万元 HK\$m
于 2013 年 1 月 1 日	At 1 January 2013	436,566	13,344	9,234
增加	Additions	534,082	114	12,927
处置、赎回及到期	Disposals, redemptions and maturity	(550,578)	(8,213)	(14,321)
摊销	Amortisation	(212)	(44)	100
公平值变化	Change in fair value	(7,990)	-	-
减值准备净拨回	Net reversal of impairment allowances	-	5	-
汇兑差额	Exchange difference	(16,859)	(327)	5
		395,009	4,879	7,945
于 2013 年 12 月 31 日	At 31 December 2013			
		本集团 The Group		
		2012		
		可供出售证券 Available- for-sale securities	持有至 到期日证券 Held-to- maturity securities	贷款及应收款 Loans and receivables
		港币百万元 HK\$m	港币百万元 HK\$m	港币百万元 HK\$m
于 2012 年 1 月 1 日	At 1 January 2012	304,171	47,227	6,673
增加	Additions	855,829	12,625	16,446
处置、赎回及到期	Disposals, redemptions and maturity	(723,611)	(46,239)	(14,146)
摊销	Amortisation	283	(183)	90
公平值变化	Change in fair value	4,599	-	-
减值准备净拨回	Net reversal of impairment allowances	-	14	-
汇兑差额	Exchange difference	(4,705)	(100)	171
		436,566	13,344	9,234
于 2012 年 12 月 31 日	At 31 December 2012			

财务报表附注 (续) Notes to the Financial Statements (continued)

25. 证券投资 (续) 25. Investment in securities (continued)

		本银行 The Bank		
		2013		
		可供出售证券 Available- for-sale securities	持有至 到期日证券 Held-to- maturity securities	贷款及应收款 Loans and receivables
		港币百万元 HK\$m	港币百万元 HK\$m	港币百万元 HK\$m
于 2013 年 1 月 1 日	At 1 January 2013	393,941	10,364	8,077
增加	Additions	463,026	114	10,622
处置、赎回及到期	Disposals, redemptions and maturity	(484,955)	(6,509)	(12,493)
摊销	Amortisation	(196)	(32)	93
公平值变化	Change in fair value	(7,686)	-	-
减值准备净拨回	Net reversal of impairment allowances	-	5	-
汇兑差额	Exchange difference	(16,128)	(355)	(38)
		348,002	3,587	6,261
于 2013 年 12 月 31 日	At 31 December 2013			

		本银行 The Bank		
		2012		
		可供出售证券 Available- for-sale securities	持有至 到期日证券 Held-to- maturity securities	贷款及应收款 Loans and receivables
		港币百万元 HK\$m	港币百万元 HK\$m	港币百万元 HK\$m
于 2012 年 1 月 1 日	At 1 January 2012	277,310	43,833	4,640
增加	Additions	721,570	2,265	15,079
处置、赎回及到期	Disposals, redemptions and maturity	(604,299)	(35,439)	(11,837)
摊销	Amortisation	228	(179)	75
公平值变化	Change in fair value	3,994	-	-
减值准备净拨回	Net reversal of impairment allowances	-	14	-
汇兑差额	Exchange difference	(4,862)	(130)	120
		393,941	10,364	8,077
于 2012 年 12 月 31 日	At 31 December 2012			

财务报表附注 (续) Notes to the Financial Statements (continued)

25. 证券投资 (续) 25. Investment in securities (continued)

可供出售及持有至到期日
证券分类如下:

Available-for-sale and held-to-maturity securities are analysed as follows:

		本集团 The Group			
		可供出售证券 Available-for-sale securities		持有至到期日证券 Held-to-maturity securities	
		2013	2012	2013	2012
		港币百万元 HK\$m	港币百万元 HK\$m	港币百万元 HK\$m	港币百万元 HK\$m
库券	Treasury bills	33,975	115,637	585	885
存款证	Certificates of deposit	77,110	70,754	77	874
其他	Others	283,924	250,175	4,217	11,585
		395,009	436,566	4,879	13,344

		本银行 The Bank			
		可供出售证券 Available-for-sale securities		持有至到期日证券 Held-to-maturity securities	
		2013	2012	2013	2012
		港币百万元 HK\$m	港币百万元 HK\$m	港币百万元 HK\$m	港币百万元 HK\$m
库券	Treasury bills	25,127	101,952	-	-
存款证	Certificates of deposit	66,766	63,727	-	-
其他	Others	256,109	228,262	3,587	10,364
		348,002	393,941	3,587	10,364

持有至到期日证券之减值
准备变动概述如下:

The movements in impairment allowances on held-to-maturity securities are summarised as follows:

		本集团及本银行 The Group and the Bank	
		2013	2012
		港币百万元 HK\$m	港币百万元 HK\$m
于 1 月 1 日	At 1 January	9	25
于收益表拨回 (附注 11)	Credited to income statement (Note 11)	(5)	(14)
处置	Disposals	(1)	(2)
于 12 月 31 日	At 31 December	3	9

财务报表附注 (续) Notes to the Financial Statements (continued)
26. 附属公司权益
26. Interests in subsidiaries

		本银行 The Bank	
		2013	2012
		港币百万元 HK\$m	港币百万元 HK\$m
非上市股份, 按成本值入账	Unlisted shares, at cost	14,518	14,518
应收附属公司款项	Amounts due from subsidiaries	4	29
		14,522	14,547

本银行所有直接及间接附属公司之详情载于本年报附录「本银行之附属公司」。于2013年12月31日之主要附属公司列示如下:

The particulars of all direct and indirect subsidiaries of the Bank are set out in the Appendix of this Annual Report, "Subsidiaries of the Bank". The following is a list of principal subsidiaries as at 31 December 2013:

名称 Name	注册及营业地点 Place of incorporation and operation	已发行股本 / 注册资本 Particulars of issued share capital/registered capital	持有权益 Interest held	主要业务 Principal activities
南洋商业银行有限公司 Nanyang Commercial Bank, Limited	香港 Hong Kong	7,000,000 普通股每股面值港币 100 元 7,000,000 ordinary shares of HK\$100 each	100%	银行业务 Banking business
集友银行有限公司 Chiyu Banking Corporation Limited	香港 Hong Kong	3,000,000 普通股每股面值港币 100 元 3,000,000 ordinary shares of HK\$100 each	70.49%	银行业务 Banking business
中银信用卡(国际)有限公司 BOC Credit Card (International) Limited	香港 Hong Kong	4,800,000 普通股每股面值港币 100 元 4,800,000 ordinary shares of HK\$100 each	100%	信用卡服务 Credit card services
宝生期货有限公司 Po Sang Futures Limited	香港 Hong Kong	950,000 普通股每股面值港币 100 元 950,000 ordinary shares of HK\$100 each	*100%	证券及期货业务 Securities and futures brokerage
南洋商业银行(中国)有限公司 Nanyang Commercial Bank (China), Limited	中国 PRC	注册资本 6,500,000,000 人民币 Registered capital RMB6,500,000,000	*100%	银行业务 Banking business

* 本银行间接持有股份

* Shares held indirectly by the Bank

财务报表附注 (续) Notes to the Financial Statements (continued)
27. 联营公司及合资企业 27. Interests in associates and a joint venture
权益

		本集团 The Group	
		2013	2012
		港币百万元 HK\$m	港币百万元 HK\$m
于 1 月 1 日	At 1 January	259	234
应占盈利	Share of results	42	35
应占税项	Share of tax	(7)	(8)
已收股息	Dividend received	(2)	(2)
于 12 月 31 日	At 31 December	292	259

于 2013 年 12 月 31 日, 本银行持有港币 8 百万元 (2012 年: 港币 8 百万元) 非上市合资企业之股票, 并无作出任何减值拨备 (2012 年: 无)。

As at 31 December 2013, the Bank held HK\$8 million (2012: HK\$8 million) of unlisted shares in its joint venture with no provision for impairment in value (2012: Nil).

本集团之联营公司及合资企业均为非上市公司, 详情如下:

The particulars of the Group's associates and joint venture, all of which are unlisted, are as follows:

名称 Name	注册及营业地点 Place of incorporation and operation	已发行股本 / 注册资本 Particulars of issued share capital/registered capital	持有权益 Interest held	主要业务 Principal activities
联营公司: Associates:				
中银金融商务有限公司 BOC Services Company Limited	中国 PRC	注册资本 人民币 50,000,000 元 Registered capital RMB50,000,000	45.00%	信用卡后台服务支援 Credit card back-end service support
中银通支付商务有限公司 BOC Expresspay Company Limited	中国 PRC	注册资本 人民币 450,000,000 元 Registered capital RMB450,000,000	25.33%	预付支付卡服务 Prepay debit card services
合资企业: Joint Venture:				
银联通宝有限公司 Joint Electronic Teller Services Limited	香港 Hong Kong	100,238 普通股 每股面值港币 100 元 100,238 ordinary shares of HK\$100 each	19.96%	为自动柜员机服务提供 银行私人讯息转换网络 Operation of a private inter-bank message switching network in respect of ATM services

财务报表附注 (续) Notes to the Financial Statements (continued)

27. 联营公司及合资企业 27. Interests in associates and a joint venture (continued) 权益 (续)

	联营公司 Associates		合资企业 Joint venture		
	2013	2012	2013	2012	
	港币百万元 HK\$m	港币百万元 HK\$m	港币百万元 HK\$m	港币百万元 HK\$m	
联营公司 / 合资企业权益	Interests in associates/joint venture	232	199	60	60
应占联营公司 / 合资企业之年度溢利 / 全面收益总额	Share of profit/total comprehensive income for the year of associates/joint venture	33	25	2	2

28. 投资物业

28. Investment properties

		本集团 The Group	
		2013	2012
		港币百万元 HK\$m	港币百万元 HK\$m
于 1 月 1 日	At 1 January	14,364	12,441
增置	Additions	2	2
出售	Disposals	-	(62)
公允价值收益 (附注 13)	Fair value gains (Note 13)	262	1,885
重新分类转自物业、器材及设备 (附注 29)	Reclassification from properties, plant and equipment (Note 29)	98	98
汇兑差额	Exchange difference	1	-
于 12 月 31 日	At 31 December	14,727	14,364
		本银行 The Bank	
		2013	2012
		港币百万元 HK\$m	港币百万元 HK\$m
于 1 月 1 日	At 1 January	13,904	11,977
增置	Additions	2	2
由附属公司转入	Transfer from subsidiaries	-	125
出售	Disposals	-	(62)
公允价值收益	Fair value gains	368	1,778
重新分类 (转至) / 转自物业、器材及设备 (附注 29)	Reclassification (to)/from properties, plant and equipment (Note 29)	(160)	84
于 12 月 31 日	At 31 December	14,114	13,904

财务报表附注 (续) Notes to the Financial Statements (continued)

28. 投资物业 (续) 28. Investment properties (continued)

投资物业之账面值按租约
剩余期限分析如下:

The carrying value of investment properties is analysed based on the remaining terms of the leases as follows:

		本集团 The Group	
		2013	2012
		港币百万元 HK\$'m	港币百万元 HK\$'m
在香港持有	Held in Hong Kong		
长期租约 (超过 50 年)	On long-term lease (over 50 years)	2,902	2,754
中期租约 (10 年至 50 年)	On medium-term lease (10 to 50 years)	11,557	11,361
在香港以外持有	Held outside Hong Kong		
中期租约 (10 年至 50 年)	On medium-term lease (10 to 50 years)	248	249
短期租约 (少于 10 年)	On short-term lease (less than 10 years)	20	-
		14,727	14,364
		本银行 The Bank	
		2013	2012
		港币百万元 HK\$'m	港币百万元 HK\$'m
在香港持有	Held in Hong Kong		
长期租约 (超过 50 年)	On long-term lease (over 50 years)	2,548	2,395
中期租约 (10 年至 50 年)	On medium-term lease (10 to 50 years)	11,373	11,333
在香港以外持有	Held outside Hong Kong		
中期租约 (10 年至 50 年)	On medium-term lease (10 to 50 years)	193	176
		14,114	13,904

于 2013 年 12 月 31 日, 列于资产负债表内之投资物业, 乃依据独立特许测量师第一太平戴维斯估值及专业顾问有限公司于 2013 年 12 月 31 日以公平值为基准所进行之专业估值。公平值指在计量当日若有秩序成交的情况下向市场参与者出售每一项投资物业应取得的价格。

As at 31 December 2013, investment properties are included in the balance sheets at valuation carried out at 31 December 2013 on the basis of their fair value by an independent firm of chartered surveyors, Savills Valuation and Professional Services Limited. The fair value represents the price that would be received to sell each investment property in an orderly transaction with market participants at the measurement date.

财务报表附注 (续)

Notes to the Financial Statements (continued)

29. 物业、器材及设备

29. Properties, plant and equipment

		本集团 The Group		
		房产 Premises	设备、固定设施 及装备 Equipment, fixtures and fittings	总计 Total
		港币百万元 HK\$'m	港币百万元 HK\$'m	港币百万元 HK\$'m
于 2013 年 1 月 1 日之 账面净值	Net book value at 1 January 2013	46,178	2,522	48,700
增置	Additions	376	714	1,090
出售	Disposals	(1)	(13)	(14)
重估	Revaluation	4,142	-	4,142
年度折旧 (附注 12)	Depreciation for the year (Note 12)	(950)	(700)	(1,650)
重新分类转至投资物业 (附注 28)	Reclassification to investment properties (Note 28)	(98)	-	(98)
汇兑差额	Exchange difference	14	8	22
于 2013 年 12 月 31 日之 账面净值	Net book value at 31 December 2013	49,661	2,531	52,192
于 2013 年 12 月 31 日 成本值或估值	At 31 December 2013 Cost or valuation	49,661	8,204	57,865
累计折旧及减值	Accumulated depreciation and impairment	-	(5,673)	(5,673)
于 2013 年 12 月 31 日之 账面净值	Net book value at 31 December 2013	49,661	2,531	52,192
上述资产之成本值或估值 分析如下:	The analysis of cost or valuation of the above assets is as follows:			
于 2013 年 12 月 31 日 按成本值	At 31 December 2013 At cost	-	8,204	8,204
按估值	At valuation	49,661	-	49,661
		49,661	8,204	57,865

财务报表附注 (续)

Notes to the Financial Statements (continued)

29. 物业、器材及设备
(续)

29. Properties, plant and equipment (continued)

		本集团 The Group		
		设备、固定设施 及装备 Equipment, fixtures and fittings		总计 Total
		房产 Premises		
		港币百万元 HK\$m	港币百万元 HK\$m	港币百万元 HK\$m
于 2012 年 1 月 1 日之 账面净值	Net book value at 1 January 2012	37,049	2,566	39,615
增置	Additions	358	672	1,030
出售	Disposals	(147)	(9)	(156)
重估	Revaluation	9,792	-	9,792
年度折旧 (附注 12)	Depreciation for the year (Note 12)	(778)	(708)	(1,486)
重新分类转至投资物业 (附注 28)	Reclassification to investment properties (Note 28)	(98)	-	(98)
汇兑差额	Exchange difference	2	1	3
于 2012 年 12 月 31 日之 账面净值	Net book value at 31 December 2012	<u>46,178</u>	<u>2,522</u>	<u>48,700</u>
于 2012 年 12 月 31 日 成本值或估值	At 31 December 2012 Cost or valuation	46,178	7,714	53,892
累计折旧及减值	Accumulated depreciation and impairment	-	(5,192)	(5,192)
于 2012 年 12 月 31 日之 账面净值	Net book value at 31 December 2012	<u>46,178</u>	<u>2,522</u>	<u>48,700</u>
上述资产之成本值或估值 分析如下:	The analysis of cost or valuation of the above assets is as follows:			
于 2012 年 12 月 31 日 按成本值	At 31 December 2012 At cost	-	7,714	7,714
按估值	At valuation	46,178	-	46,178
		<u>46,178</u>	<u>7,714</u>	<u>53,892</u>

财务报表附注 (续)

Notes to the Financial Statements (continued)

29. 物业、器材及设备
(续)

29. Properties, plant and equipment (continued)

		本银行 The Bank		
		设备、固定设施 及装备		
		房产 Premises	Equipment, fixtures and fittings	总计 Total
		港币百万元 HK\$m	港币百万元 HK\$m	港币百万元 HK\$m
于 2013 年 1 月 1 日之 账面净值	Net book value at 1 January 2013	38,103	2,040	40,143
增置	Additions	167	584	751
出售	Disposals	(1)	(8)	(9)
重估	Revaluation	2,992	-	2,992
年度折旧	Depreciation for the year	(826)	(545)	(1,371)
重新分类转自投资物业 (附注 28)	Reclassification from investment properties (Note 28)	160	-	160
于 2013 年 12 月 31 日之 账面净值	Net book value at 31 December 2013	<u>40,595</u>	<u>2,071</u>	<u>42,666</u>
于 2013 年 12 月 31 日 成本值或估值	At 31 December 2013 Cost or valuation	40,595	6,926	47,521
累计折旧及减值	Accumulated depreciation and impairment	-	(4,855)	(4,855)
于 2013 年 12 月 31 日之 账面净值	Net book value at 31 December 2013	<u>40,595</u>	<u>2,071</u>	<u>42,666</u>
上述资产之成本值或估值 分析如下:	The analysis of cost or valuation of the above assets is as follows:			
于 2013 年 12 月 31 日 按成本值	At 31 December 2013 At cost	-	6,926	6,926
按估值	At valuation	40,595	-	40,595
		<u>40,595</u>	<u>6,926</u>	<u>47,521</u>

财务报表附注 (续)

Notes to the Financial Statements (continued)

29. 物业、器材及设备
(续)

29. Properties, plant and equipment (continued)

		本银行 The Bank		
		房产 Premises	设备、固定设施 及装备 Equipment, fixtures and fittings	总计 Total
		港币百万元 HK\$m	港币百万元 HK\$m	港币百万元 HK\$m
于 2012 年 1 月 1 日之 账面净值	Net book value at 1 January 2012	30,908	2,122	33,030
增置	Additions	48	497	545
出售	Disposals	(43)	(4)	(47)
重估	Revaluation	7,952	-	7,952
年度折旧	Depreciation for the year	(678)	(575)	(1,253)
重新分类转至投资物业 (附注 28)	Reclassification to investment properties (Note 28)	(84)	-	(84)
于 2012 年 12 月 31 日之 账面净值	Net book value at 31 December 2012	38,103	2,040	40,143
于 2012 年 12 月 31 日 成本值或估值	At 31 December 2012 Cost or valuation	38,103	6,534	44,637
累计折旧及减值	Accumulated depreciation and impairment	-	(4,494)	(4,494)
于 2012 年 12 月 31 日之 账面净值	Net book value at 31 December 2012	38,103	2,040	40,143
上述资产之成本值或估值 分析如下:	The analysis of cost or valuation of the above assets is as follows:			
于 2012 年 12 月 31 日 按成本值	At 31 December 2012 At cost	-	6,534	6,534
按估值	At valuation	38,103	-	38,103
		38,103	6,534	44,637

财务报表附注 (续) Notes to the Financial Statements (continued)

29. 物业、器材及设备 (续) 29. Properties, plant and equipment (continued)

房产之账面值按租约剩余期限分析如下：

The carrying value of premises is analysed based on the remaining terms of the leases as follows:

		本集团 The Group		本银行 The Bank	
		2013	2012	2013	2012
		港币百万元 HK\$m	港币百万元 HK\$m	港币百万元 HK\$m	港币百万元 HK\$m
在香港持有	Held in Hong Kong				
长期租约 (超过 50 年)	On long-term lease (over 50 years)	18,765	16,913	12,347	11,377
中期租约 (10 年至 50 年)	On medium-term lease (10 to 50 years)	30,129	28,547	28,248	26,726
在香港以外持有	Held outside Hong Kong				
长期租约 (超过 50 年)	On long-term lease (over 50 years)	74	65	-	-
中期租约 (10 年至 50 年)	On medium-term lease (10 to 50 years)	675	632	-	-
短期租约 (少于 10 年)	On short-term lease (less than 10 years)	18	21	-	-
		49,661	46,178	40,595	38,103

财务报表附注 (续) Notes to the Financial Statements (continued)

29. 物业、器材及设备 (续)

于 2013 年 12 月 31 日, 列于资产负债表内之房产, 乃依据独立特许测量师第一太平戴维斯估值及专业顾问有限公司于 2013 年 12 月 31 日以公平值为基准所进行之专业估值。公平值指在计量当日若有秩序成交的情况下向市场参与者出售每一项房产应取得的价格。

根据上述之重估结果, 本集团及本银行之房产估值变动已分别于本集团及本银行之房产重估储备、收益表及非控制权益确认如下:

29. Properties, plant and equipment (continued)

As at 31 December 2013, premises are included in the balance sheets at valuation carried out at 31 December 2013 on the basis of their fair value by an independent firm of chartered surveyors, Savills Valuation and Professional Services Limited. The fair value represents the price that would be received to sell each premises in an orderly transaction with market participants at the measurement date.

As a result of the above-mentioned revaluations, changes in value of the Group's and the Bank's premises were recognised in the Group's and the Bank's premises revaluation reserve, the income statement and non-controlling interests respectively as follows:

	本集团 The Group		本银行 The Bank	
	2013 港币百万元 HK\$m	2012 港币百万元 HK\$m	2013 港币百万元 HK\$m	2012 港币百万元 HK\$m
贷记房产重估储备之重估增值	4,077	9,718	2,992	7,951
贷记 / (借记) 收益表之重估增值 / (减值) (附注 14)	14	(4)	-	1
贷记非控制权益之重估增值	51	78	-	-
	4,142	9,792	2,992	7,952

于 2013 年 12 月 31 日, 假若房产按成本值扣减累计折旧及减值损失列账, 本集团及本银行之资产负债表内之房产账面净值应分别为港币 71.27 亿元 (2012 年: 港币 69.04 亿元) 及港币 74.82 亿元 (2012 年: 港币 72.59 亿元)。

As at 31 December 2013, the net book value of premises that would have been included in the Group's and the Bank's balance sheet had the premises been carried at cost less accumulated depreciation and impairment losses was HK\$7,127 million (2012: HK\$6,904 million) and HK\$7,482 million (2012: HK\$7,259 million) respectively.

财务报表附注（续） Notes to the Financial Statements (continued)

30. 其他资产

30. Other assets

		本集团		本银行	
		The Group		The Bank	
		2013	2012	2013	2012
		港币百万元	港币百万元	港币百万元	港币百万元
		HK\$m	HK\$m	HK\$m	HK\$m
收回资产	Reposessed assets	64	18	32	-
贵金属	Precious metals	5,146	6,610	5,146	6,610
应收账款及预付费用	Accounts receivable and prepayments	15,876	15,303	11,674	13,146
		21,086	21,931	16,852	19,756

31. 香港特别行政区流通纸币

31. Hong Kong SAR currency notes in circulation

香港特别行政区流通纸币由持有之香港特别行政区政府负债证明书之存款基金作担保。

The Hong Kong SAR currency notes in circulation are secured by deposit of funds in respect of which the Hong Kong SAR Government certificates of indebtedness are held.

财务报表附注（续） Notes to the Financial Statements (continued)

32. 公允价值变化计入损益之金融负债 32. Financial liabilities at fair value through profit or loss

	本集团 The Group		本银行 The Bank	
	2013 港币百万元 HK\$m	2012 港币百万元 HK\$m	2013 港币百万元 HK\$m	2012 港币百万元 HK\$m
交易性负债				
- 外汇基金票据及债券 短盘	9,748	17,331	5,314	12,356
界定为以公允价值变化计入 损益之金融负债				
- 结构性存款(附注 33)	3,832	2,841	3,832	2,841
	13,580	20,172	9,146	15,197

2013年12月31日界定为以公允价值变化计入损益之金融负债的账面值比本集团及本银行于到期日约定支付予持有人之金额少港币6百万元(2012年12月31日界定为以公允价值变化计入损益之金融负债的账面值比本集团及本银行于到期日约定支付予持有人之金额多港币1百万元)。由自有的信贷风险变化引致公允价值变化计入损益之金融负债之公允价值变动金额(包括年内及累计至年底)并不重大。

The carrying amount of financial liabilities designated at fair value through profit or loss as at 31 December 2013 was less than the amount that the Group and the Bank would be contractually required to pay at maturity to the holders by HK\$6 million (the carrying amount of financial liabilities designated at fair value through profit or loss as at 31 December 2012 was more than the amount that the Group and the Bank would be contractually required to pay at maturity to the holders by HK\$1 million). The amount of change in the fair values of financial liabilities at fair value through profit or loss, during the year and cumulatively, attributable to changes in own credit risk was insignificant.

财务报表附注 (续) Notes to the Financial Statements (continued)

33. 客户存款

33. Deposits from customers

		本集团 The Group		本银行 The Bank	
		2013 港币百万元 HK\$m	2012 港币百万元 HK\$m	2013 港币百万元 HK\$m	2012 港币百万元 HK\$m
往来、储蓄及其他存款(于资产负债表)	Current, savings and other deposit accounts (per balance sheets)	1,329,376	1,232,954	1,093,913	1,009,806
列为公允价值变化计入损益之金融负债的结构化存款(附注32)	Structured deposits reported as financial liabilities at fair value through profit or loss (Note 32)	3,832	2,841	3,832	2,841
		1,333,208	1,235,795	1,097,745	1,012,647
分类: 即期存款及往来存款	Analysed by: Demand deposits and current accounts				
- 公司	- corporate	83,919	78,707	66,996	62,724
- 个人	- personal	23,622	20,553	20,798	17,602
		107,541	99,260	87,794	80,326
储蓄存款	Savings deposits				
- 公司	- corporate	225,919	204,212	205,538	185,041
- 个人	- personal	411,167	400,719	364,125	353,763
		637,086	604,931	569,663	538,804
定期、短期及通知存款	Time, call and notice deposits				
- 公司	- corporate	351,903	302,235	277,728	235,672
- 个人	- personal	236,678	229,369	162,560	157,845
		588,581	531,604	440,288	393,517
		1,333,208	1,235,795	1,097,745	1,012,647

34. 按摊销成本发行之债务证券

34. Debt securities in issue at amortised cost

		本集团 The Group		本银行 The Bank	
		2013 港币百万元 HK\$m	2012 港币百万元 HK\$m	2013 港币百万元 HK\$m	2012 港币百万元 HK\$m
中期票据计划项下之优先票据	Senior notes under the Medium Term Note Programme	5,684	5,919	5,684	5,919
其他债务证券	Other debt securities	-	4	-	-
		5,684	5,923	5,684	5,919

财务报表附注 (续) Notes to the Financial Statements (continued)

35. 其他账项及准备

35. Other accounts and provisions

	本集团 The Group		本银行 The Bank	
	2013 港币百万元 HK\$m	2012 港币百万元 HK\$m	2013 港币百万元 HK\$m	2012 港币百万元 HK\$m
其他应付账项	47,326	47,224	27,835	31,926
准备	346	344	255	259
	47,672	47,568	28,090	32,185

36. 已抵押资产

36. Assets pledged as security

于 2013 年 12 月 31 日，本集团及本银行之负债分别为港币 115.29 亿元（2012 年：港币 180.29 亿元）及港币 73.80 亿元（2012 年：港币 137.94 亿元）是以存放于中央保管系统以便利结算之资产作抵押。此外，本集团及本银行通过售后回购协议的债务证券及票据抵押之负债分别为港币 33.94 亿元（2012 年：港币 4.38 亿元）及港币 21.00 亿元（2012 年：无）。本集团及本银行为担保此等负债而质押之资产金额分别为港币 150.31 亿元（2012 年：港币 185.96 亿元）及港币 95.52 亿元（2012 年：港币 138.63 亿元），并主要于「交易性证券」、「可供出售证券」及「贸易票据」内列账。

As at 31 December 2013, liabilities of the Group and the Bank amounting to HK\$11,529 million (2012: HK\$18,029 million) and HK\$7,380 million (2012: HK\$13,794 million) respectively were secured by assets deposited with central depositories to facilitate settlement operations. In addition, the liabilities of the Group and the Bank amounting to HK\$3,394 million (2012: HK\$438 million) and HK\$2,100 million (2012: Nil) respectively were secured by debt securities and bills related to sale and repurchase arrangements. The amount of assets pledged by the Group and the Bank to secure these liabilities was HK\$15,031 million (2012: HK\$18,596 million) and HK\$9,552 million (2012: HK\$13,863 million) respectively mainly included in "Trading securities", "Available-for-sale securities" and "Trade bills".

财务报表附注（续） Notes to the Financial Statements (continued)

37. 递延税项

递延税项是根据香港会计准则第12号「所得税」计算，就资产负债之税务基础与其在财务报表内账面值两者之暂时性差额作提拨。

资产负债表内之递延税项（资产）/ 负债主要组合，以及其在年度内之变动如下：

37. Deferred taxation

Deferred tax is recognised in respect of the temporary differences arising between the tax bases of assets and liabilities and their carrying amounts in the financial statements in accordance with HKAS 12 "Income Taxes".

The major components of deferred tax (assets)/liabilities recorded in the balance sheets, and the movements during the year are as follows:

		本集团 The Group					
		2013					
		加速折旧 免税额 Accelerated tax depreciation	物业重估 Property revaluation	亏损 Losses	减值准备 Impairment allowance	其他 暂时性差额 Other temporary differences	总计 Total
		港币百万元 HK\$m	港币百万元 HK\$m	港币百万元 HK\$m	港币百万元 HK\$m	港币百万元 HK\$m	港币百万元 HK\$m
于 2013 年 1 月 1 日	At 1 January 2013	559	6,772	-	(492)	508	7,347
借记 / (贷记) 收益表 (附注 15)	Charged/(credited) to income statement (Note 15)	18	(104)	(1)	(100)	(16)	(203)
借记 / (贷记) 其他全面收益	Charged/(credited) to other comprehensive income	-	660	-	-	(1,042)	(382)
汇兑差额	Exchange difference	-	1	-	(2)	(1)	(2)
于 2013 年 12 月 31 日	At 31 December 2013	577	7,329	(1)	(594)	(551)	6,760

财务报表附注 (续) Notes to the Financial Statements (continued)
37. 递延税项 (续) 37. Deferred taxation (continued)

		本集团 The Group					
		2012					
		加速折旧 免税额 Accelerated tax depreciation	物业重估 Property revaluation	亏损 Losses	减值准备 Impairment allowance	其他 暂时性差额 Other temporary differences	总计 Total
		港币百万元 HK\$m	港币百万元 HK\$m	港币百万元 HK\$m	港币百万元 HK\$m	港币百万元 HK\$m	港币百万元 HK\$m
于 2012 年 1 月 1 日	At 1 January 2012	546	5,299	-	(451)	(97)	5,297
借记 / (贷记) 收益表 (附注 15)	Charged/(credited) to income statement (Note 15)	13	(127)	-	(41)	(4)	(159)
借记其他全面 收益	Charged to other comprehensive income	-	1,600	-	-	609	2,209
于 2012 年 12 月 31 日	At 31 December 2012	559	6,772	-	(492)	508	7,347
		本银行 The Bank					
		2013					
		加速折旧 免税额 Accelerated tax depreciation	物业重估 Property revaluation	减值准备 Impairment allowance	其他 暂时性差额 Other temporary differences	总计 Total	
		港币百万元 HK\$m	港币百万元 HK\$m	港币百万元 HK\$m	港币百万元 HK\$m	港币百万元 HK\$m	港币百万元 HK\$m
于 2013 年 1 月 1 日	At 1 January 2013	521	5,348	(305)	487	6,051	
借记 / (贷记) 收益表	Charged/(credited) to income statement	10	(91)	(32)	10	(103)	
借记 / (贷记) 其他全面收益	Charged/(credited) to other comprehensive income	-	491	-	(914)	(423)	
于 2013 年 12 月 31 日	At 31 December 2013	531	5,748	(337)	(417)	5,525	

财务报表附注（续） Notes to the Financial Statements (continued)

37. 递延税项（续） 37. Deferred taxation (continued)

		本银行 The Bank				
		2012				
		加速折旧 免税额 Accelerated tax depreciation	物业重估 Property revaluation	减值准备 Impairment allowance	其他 暂时性差额 Other temporary differences	总计 Total
		港币百万元 HK\$m	港币百万元 HK\$m	港币百万元 HK\$m	港币百万元 HK\$m	港币百万元 HK\$m
于 2012 年 1 月 1 日	At 1 January 2012	510	4,140	(285)	(69)	4,296
借记 / (贷记) 收益表	Charged/(credited) to income statement	11	(80)	(20)	(5)	(94)
借记其他全面 收益	Charged to other comprehensive income	-	1,288	-	561	1,849
于 2012 年 12 月 31 日	At 31 December 2012	521	5,348	(305)	487	6,051

当有法定权利可将现有税项资产与现有税项负债抵销，而递延税项涉及同一财政机关，则可将个别法人的递延税项资产与递延税项负债互相抵销。下列在资产负债表内列账之金额，已计入适当抵销：

Deferred tax assets and liabilities are offset on an individual entity basis when there is a legal right to set off current tax assets against current tax liabilities and when the deferred taxation relates to the same authority. The following amounts, determined after appropriate offsetting, are shown in the balance sheets:

		本集团 The Group		本银行 The Bank	
		2013	2012	2013	2012
		港币百万元 HK\$m	港币百万元 HK\$m	港币百万元 HK\$m	港币百万元 HK\$m
递延税项资产	Deferred tax assets	(164)	(59)	-	-
递延税项负债	Deferred tax liabilities	6,924	7,406	5,525	6,051
		6,760	7,347	5,525	6,051

财务报表附注（续） **Notes to the Financial Statements (continued)**

37. 递延税项（续） **37. Deferred taxation (continued)**

	本集团		本银行	
	The Group		The Bank	
	2013	2012	2013	2012
	港币百万元	港币百万元	港币百万元	港币百万元
	HK\$m	HK\$m	HK\$m	HK\$m
递延税项资产（超过 12 个月 后收回）				
Deferred tax assets to be recovered after more than twelve months	(84)	(44)	-	-
递延税项负债（超过 12 个月 后支付）				
Deferred tax liabilities to be settled after more than twelve months	7,371	6,847	5,924	5,539
	7,287	6,803	5,924	5,539

于 2013 年 12 月 31 日，本集团未确认递延税项资产之税务亏损为港币 7 百万元（2012 年：港币 5 百万元）。按照现行税例，有关税务亏损没有作废期限。

As at 31 December 2013, the Group has not recognised deferred tax assets in respect of tax losses amounting to HK\$7 million (2012: HK\$5 million). These tax losses do not expire under the current tax legislation.

财务报表附注（续） Notes to the Financial Statements (continued)

38. 后偿负债

38. Subordinated liabilities

		本集团及本银行 The Group and the Bank	
		2013	2012
		港币百万元 HK\$m	港币百万元 HK\$m
后偿贷款，按摊销成本列账 6.60 亿欧元*	Subordinated loans, at amortised cost EUR660m*	-	6,749
后偿票据，按摊销成本及 公平值对冲调整列账 25.00 亿美元**	Subordinated notes, at amortised cost with fair value hedge adjustment USD2,500m**	19,849	22,006
总额	Total	19,849	28,755

于 2008 年，中银香港获得本集团之间接控股公司中国银行提供浮动息率的后偿贷款。此项后偿贷款可于首 5 年贷款期后在借款人之选择下偿还。年内，金管局已批准中银香港提早偿还后偿贷款。

In 2008, BOCHK obtained floating-rate subordinated loans from BOC, the intermediate holding company of the Group. The subordinated loans are repayable prior to maturity after the first 5-year tenure at the option of the borrower. During the year, HKMA has approved BOCHK to early repay the subordinated loans.

于 2010 年，中银香港发行总值 25.00 亿美元上市后偿票据。

In 2010, BOCHK issued listed subordinated notes with an aggregate amount of USD2,500 million.

按监管要求可作为二级资本票据 / 附加资本之后偿负债金额，于附注 4.4(C) 中列示。

Amounts qualified as Tier 2 capital instruments/supplementary capital for regulatory purposes are shown in Note 4.4(C).

* 利息每半年支付一次，首 5 年利率为 6 个月欧元银行同业拆息加 0.85%，剩余期间的利率为 6 个月欧元银行同业拆息加 1.35%，2018 年 6 月到期。此项后偿贷款已于年内全部偿还。

* Interest rate at 6-month EURIBOR plus 0.85% for the first 5 years, 6-month EURIBOR plus 1.35% for the remaining tenure payable semi-annually, due June 2018. It has been fully repaid during the year.

** 利息每半年支付一次，年利率 5.55%，2020 年 2 月到期。

** Interest rate at 5.55% per annum payable semi-annually, due February 2020.

财务报表附注 (续) Notes to the Financial Statements (continued)

39. 股本

39. Share capital

		2013	2012
		港币百万元	港币百万元
		HK\$m	HK\$m
法定:	Authorised:		
100,000,000,000 股每股	100,000,000,000 ordinary shares		
面值港币 1 元之普通股	of HK\$1 each	100,000	100,000
已发行及缴足:	Issued and fully paid:		
43,042,840,858 股每股	43,042,840,858 ordinary shares		
面值港币 1 元之普通股	of HK\$1 each	43,043	43,043

40. 储备

40. Reserves

本集团及本银行之本年度及往年的储备金额及变动情况分别载于第 46 至 48 页之综合权益变动表及权益变动表。

The Group's and the Bank's reserves and the movements therein for the current and prior years are presented in the consolidated statement of changes in equity and statement of changes in equity respectively on pages 46 to 48 of the financial statements.

财务报表附注（续） Notes to the Financial Statements (continued)

41. 综合现金流量表附注 41. Notes to consolidated cash flow statement

(a) 经营溢利与除税前 经营现金之流入 / (流出) 对账	(a) Reconciliation of operating profit to operating cash inflow/(outflow) before taxation	2013 港币百万元 HK\$m	2012 港币百万元 HK\$m
经营溢利	Operating profit	26,246	22,818
折旧	Depreciation	1,650	1,486
减值准备净拨备	Net charge of impairment allowances	737	848
折现减值准备回拨	Unwind of discount on impairment allowances	(6)	(10)
已撤销之贷款（扣除 收回款额）	Advances written off net of recoveries	(214)	26
后偿负债之变动	Change in subordinated liabilities	(1,744)	703
原到期日超过 3 个月 之存放银行及其他 金融机构的结余之 变动	Change in balances with banks and other financial institutions with original maturity over three months	(3,896)	(7,794)
原到期日超过 3 个月 之在银行及其他金 融机构之定期存放 之变动	Change in placements with banks and other financial institutions with original maturity over three months	33,223	34,466
公平值变化计入损益 之金融资产之变动	Change in financial assets at fair value through profit or loss	(883)	(3,916)
衍生金融工具之变动	Change in derivative financial instruments	3,675	(5,527)
贷款及其他账项之变动	Change in advances and other accounts	(105,721)	(65,375)
证券投资之变动	Change in investment in securities	4,445	(100,602)
其他资产之变动	Change in other assets	833	(5,596)
银行及其他金融机构之 存款及结余之变动	Change in deposits and balances from banks and other financial institutions	99,067	(57,488)
公平值变化计入损益 之金融负债之变动	Change in financial liabilities at fair value through profit or loss	(6,592)	16,935
客户存款之变动	Change in deposits from customers	96,422	82,820
按摊销成本发行之债 务证券之变动	Change in debt securities in issue at amortised cost	(239)	(62)
其他账项及准备之变动	Change in other accounts and provisions	104	12,542
汇率变动之影响	Effect of changes in exchange rates	(567)	3,862
除税前经营现金之 流入 / (流出)	Operating cash inflow/(outflow) before taxation	<u>146,540</u>	<u>(69,864)</u>
经营业务之现金流量 中包括:	Cash flows from operating activities included:		
- 已收利息	- Interest received	36,829	33,628
- 已付利息	- Interest paid	11,145	9,719
- 已收股息	- Dividend received	36	29

财务报表附注 (续) **Notes to the Financial Statements (continued)**

41. 综合现金流量表附注 (续) **41. Notes to consolidated cash flow statement (continued)**

(b) 现金及等同现金项目
结存分析

(b) Analysis of the balances of cash and cash equivalents

		<u>2013</u>	<u>2012</u>
		港币百万元 HK\$m	港币百万元 HK\$m
库存现金及原到期日 在 3 个月内之存放 银行及其他金融机 构的结余	Cash and balances with banks and other financial institutions with original maturity within three months	330,147	178,071
原到期日在 3 个月 内之在银行及其他金 融机构之定期存放	Placements with banks and other financial institutions with original maturity within three months	22,044	8,152
原到期日在 3 个月 内之库券	Treasury bills with original maturity within three months	10,024	53,912
原到期日在 3 个月 内之存款证	Certificates of deposit with original maturity within three months	725	1,580
		<u>362,940</u>	<u>241,715</u>

财务报表附注（续）

Notes to the Financial Statements (continued)

42. 或然负债及承担

42. Contingent liabilities and commitments

或然负债及承担乃参照有关资本充足比率之金管局报表的填报指示而编制,其每项重要类别之合约数额及总信贷风险加权数额概述如下:

The following is a summary of the contractual amounts of each significant class of contingent liability and commitment and the aggregate credit risk-weighted amount and is prepared with reference to the Completion Instructions for the HKMA return of capital adequacy ratio.

		本集团		本银行	
		The Group		The Bank	
		2013	2012	2013	2012
		港币百万元	港币百万元	港币百万元	港币百万元
		HK\$'m	HK\$'m	HK\$'m	HK\$'m
直接信贷替代项目	Direct credit substitutes	17,555	14,168	1,932	1,722
与交易有关之或然负债	Transaction-related contingencies	12,929	11,681	7,280	8,696
与贸易有关之或然负债	Trade-related contingencies	56,269	45,412	44,846	36,544
不需事先通知的无条件撤销之承诺	Commitments that are unconditionally cancellable without prior notice	361,777	320,782	214,161	186,717
其他承担, 原到期日为	Other commitments with an original maturity of				
- 1年或以下	- up to one year	6,601	18,988	5,837	16,476
- 1年以上	- over one year	68,134	52,743	62,622	49,945
		523,265	463,774	336,678	300,100
信贷风险加权数额	Credit risk-weighted amount	55,481	59,008	40,307	44,815

信贷风险加权数额是根据《银行业(资本)规则》计算。此数额取决于交易对手之情况及各类合约之期限特性。

The credit risk-weighted amount is calculated in accordance with the Banking (Capital) Rules. The amount is dependent upon the status of the counterparty and the maturity characteristics of each type of contract.

财务报表附注 (续) Notes to the Financial Statements (continued)

43. 资本承担

本集团及本银行未于财务报表中拨备之资本承担金额如下:

43. Capital commitments

The Group and the Bank have the following outstanding capital commitments not provided for in the financial statements:

	本集团 The Group		本银行 The Bank	
	2013 港币百万元 HK\$m	2012 港币百万元 HK\$m	2013 港币百万元 HK\$m	2012 港币百万元 HK\$m
已批准及签约但未拨备	350	325	347	316
已批准但未签约	11	1	9	1
	361	326	356	317

以上资本承担大部分为将购入之电脑硬件及软件, 以及本集团及本银行之楼宇装修工程之承担。

The above capital commitments mainly relate to commitments to purchase computer equipment and software, and to renovate the Group's and the Bank's premises.

44. 经营租赁承担

(a) 作为承租人

根据不可撤销之经营租赁合同, 下列为本集团及本银行未来有关租赁承担所需支付之最低租金:

44. Operating lease commitments

(a) As lessee

The Group and the Bank have commitments to make the following future minimum lease payments under non-cancellable operating leases:

	本集团 The Group		本银行 The Bank	
	2013 港币百万元 HK\$m	2012 港币百万元 HK\$m	2013 港币百万元 HK\$m	2012 港币百万元 HK\$m
土地及楼宇				
- 不超过 1 年	696	679	424	427
- 1 年以上至 5 年内	1,180	1,183	427	485
- 5 年后	323	446	-	22
	2,199	2,308	851	934

上列若干不可撤销之经营租约可再商议及参照协议日期之市值或按租约内的特别条款说明而作租金调整。

Certain non-cancellable operating leases included in the table above were subject to renegotiation and rent adjustment with reference to market rates prevailing at specified agreed dates or according to the special conditions as stipulated in the leases.

财务报表附注（续） Notes to the Financial Statements (continued)

44. 经营租赁承担（续） 44. Operating lease commitments (continued)

(b) 作为出租人

根据不可撤销之经营租赁合同，下列为本集团及本银行与租客签订合约之未来有关租赁之最低应收租金：

土地及楼宇
- 不超过 1 年
- 1 年以上至 5 年内

(b) As lessor

The Group and the Bank have contracted with tenants for the following future minimum lease receivables under non-cancellable operating leases:

Land and buildings
- not later than one year
- later than one year but not later than five years

本集团 The Group		本银行 The Bank	
2013	2012	2013	2012
港币百万元 HK\$m	港币百万元 HK\$m	港币百万元 HK\$m	港币百万元 HK\$m
403	414	375	386
416	273	393	246
819	687	768	632

本集团及本银行以经营租赁形式租出投资物业（附注 28）；租赁年期通常由 1 年至 3 年。租约条款一般要求租客提交保证金及于租约期满时，因应租务市场之状况而调整租金。

The Group and the Bank lease their investment properties (Note 28) under operating lease arrangements, with leases typically for a period from one to three years. The terms of the leases generally require the tenants to pay security deposits and provide for rent adjustments according to the prevailing market conditions at the expiration of the lease.

45. 诉讼

本集团正面对多项由独立人士提出的索偿及反索偿。此等索偿及反索偿与本集团的正常商业活动有关。

由于董事认为本集团可对申索人作出有力抗辩或预计此等申索所涉及的数额不大，故并未对此等索偿及反索偿作出重大拨备。

45. Litigation

The Group has been served a number of claims and counterclaims by various independent parties. These claims and counterclaims are in relation to the normal commercial activities of the Group.

No material provision was made against these claims and counterclaims because the directors believe that the Group has meritorious defences against the claimants or the amounts involved in these claims are not expected to be material.

财务报表附注（续） Notes to the Financial Statements (continued)

46. 分类报告

本集团主要按业务分类对业务进行管理，而集团的收入、税前利润和资产，超过 90% 来自香港。现时集团业务共分为三个业务分类，它们分别是个人银行业务、企业银行业务和财资业务。业务线的分类是基于不同客户层及产品种类，这与集团推行的 RPC（客户关系、产品及渠道）管理模型是一致的。

个人银行和企业银行业务线均会提供全面的银行服务，包括各类存款、透支、贷款、信用卡、与贸易相关的产品及其他信贷服务、投资及保险产品、外币业务及衍生产品等。个人银行业务线主要是服务个人客户，而企业银行业务线主要是服务公司客户。至于财资业务线，除了自营买卖外，还负责管理集团的流动资金、利率和外汇敞口。「其他」这一栏，主要包括本集团持有房地产、投资物业、股权投资及联营公司与合资企业权益等。

业务线的资产、负债、收入、支出、经营成果及资本性支出是基于集团会计政策进行计量。分类资料包括直接属于该业务线的绩效以及可以合理摊分至该业务线的绩效。跨业务线资金的定价，按集团内部资金转移价格机制厘定，主要是以市场利率为基准，并考虑有关产品的特性。

本集团的主要收入来源为利息收入，并且高层管理人员主要按净利息收入来管理业务，因此所有业务分类的利息收入及支出以净额列示。

46. Segmental reporting

The Group manages the business mainly from a business segment perspective and over 90% of the Group's revenues, profits before tax and assets are derived from Hong Kong. Currently, three operating segments are identified which are Personal Banking, Corporate Banking and Treasury. The classification of the Group's operating segments is based on customer segment and product type, which is aligned with the RPC (relationship, product and channel) management model of the Group.

Both Personal Banking and Corporate Banking provide general banking services including various deposit products, overdrafts, loans, credit cards, trade related products and other credit facilities, investment and insurance products, and foreign currency and derivative products, etc. Personal Banking mainly serves retail customers while Corporate Banking mainly deals with corporate customers. Treasury manages the funding and liquidity, and the interest rate and foreign exchange positions of the Group in addition to proprietary trades. "Others" mainly represents Group's holdings of premises, investment properties, equity investments and interests in associates and a joint venture.

Measurement of segment assets, liabilities, income, expenses, results and capital expenditure is based on the Group's accounting policies. The segment information includes items directly attributable to a segment as well as those that can be allocated on a reasonable basis. Inter-segment funding is charged according to the internal funds transfer pricing mechanism of the Group, which is primarily based on market rates with the consideration of specific features of the product.

As the Group derives a majority of revenue from interest and the senior management relies primarily on net interest income in managing the business, interest income and expense for all reportable segments are presented on a net basis.

财务报表附注 (续) Notes to the Financial Statements (continued)
46. 分类报告 (续)
46. Segmental reporting (continued)

		本集团 The Group						
		2013						
		个人银行 Personal Banking	企业银行 Corporate Banking	财资业务 Treasury	其他 Others	小计 Subtotal	合并抵销 Eliminations	综合 Consolidated
		港币百万元 HK\$m	港币百万元 HK\$m	港币百万元 HK\$m	港币百万元 HK\$m	港币百万元 HK\$m	港币百万元 HK\$m	港币百万元 HK\$m
净利息收入 / (支出)	Net interest income/(expense)							
- 外来	- external	1,835	9,618	14,547	2	26,002	-	26,002
- 跨业务	- inter-segment	5,758	2,286	(7,550)	(494)	-	-	-
		7,593	11,904	6,997	(492)	26,002	-	26,002
净服务费及佣金收入	Net fee and commission income	5,324	3,576	144	315	9,359	(326)	9,033
净交易性收益 / (亏损)	Net trading gain/(loss)	734	337	2,201	(161)	3,111	(1)	3,110
界定为以公允价值变化计入损益之金融工具净亏损	Net loss on financial instruments designated at fair value through profit or loss	-	-	(27)	-	(27)	-	(27)
其他金融资产之净收益 / (亏损)	Net gain/(loss) on other financial assets	-	21	179	(54)	146	-	146
其他经营收入	Other operating income	48	4	3	1,559	1,614	(1,050)	564
提取减值准备前之净经营收入	Net operating income before impairment allowances	13,699	15,842	9,497	1,167	40,205	(1,377)	38,828
减值准备净(拨备) / 拨回	Net (charge)/reversal of impairment allowances	(289)	(453)	5	-	(737)	-	(737)
净经营收入	Net operating income	13,410	15,389	9,502	1,167	39,468	(1,377)	38,091
经营支出	Operating expenses	(6,477)	(3,544)	(1,155)	(2,046)	(13,222)	1,377	(11,845)
经营溢利 / (亏损)	Operating profit/(loss)	6,933	11,845	8,347	(879)	26,246	-	26,246
投资物业出售 / 公允价值调整之净收益	Net gain from disposal of fair value adjustments on investment properties	-	-	-	262	262	-	262
出售 / 重估物业、器材及设备之净(亏损) / 收益	Net (loss)/gain from disposal/ revaluation of properties, plant and equipment	(7)	(1)	-	10	2	-	2
应占联营公司及合资企业之税后溢利扣减亏损	Share of profits less losses after tax of associates and a joint venture	-	-	-	35	35	-	35
除税前溢利 / (亏损)	Profit/(loss) before taxation	6,926	11,844	8,347	(572)	26,545	-	26,545
资产	Assets							
分部资产	Segment assets	286,067	662,806	962,077	67,106	1,978,056	(8,571)	1,969,485
联营公司及合资企业权益	Interests in associates and a joint venture	-	-	-	292	292	-	292
		286,067	662,806	962,077	67,398	1,978,348	(8,571)	1,969,777
负债	Liabilities							
分部负债	Segment liabilities	738,429	625,842	445,973	20,161	1,830,405	(8,571)	1,821,834
其他资料	Other information							
资本性支出	Capital expenditure	28	4	-	1,060	1,092	-	1,092
折旧	Depreciation	341	188	77	1,044	1,650	-	1,650
证券摊销	Amortisation of securities	-	-	(156)	-	(156)	-	(156)

财务报表附注 (续) Notes to the Financial Statements (continued)
46. 分类报告 (续) 46. Segmental reporting (continued)

		本集团 The Group (重列) (Restated) 2012						
		个人银行 Personal Banking	企业银行 Corporate Banking	财资业务 Treasury	其他 Others	小计 Subtotal	合并抵销 Eliminations	综合 Consolidated
		港币百万元 HK\$m	港币百万元 HK\$m	港币百万元 HK\$m	港币百万元 HK\$m	港币百万元 HK\$m	港币百万元 HK\$m	港币百万元 HK\$m
净利息收入 / (支出)	Net interest income/(expense)							
- 外来	- external	932	8,784	13,229	4	22,949	-	22,949
- 跨业务	- inter-segment	5,725	1,085	(6,288)	(522)	-	-	-
		6,657	9,869	6,941	(518)	22,949	-	22,949
净服务费及佣金收入	Net fee and commission income	4,316	3,338	138	209	8,001	(163)	7,838
净交易性收益 / (亏损)	Net trading gain/(loss)	559	364	1,873	(34)	2,762	-	2,762
界定为以公允价值变化计入损益之金融工具净收益	Net gain on financial instruments designated at fair value through profit or loss	-	-	42	-	42	-	42
其他金融资产之净(亏损) / 收益	Net (loss)/gain on other financial assets	-	(2)	623	-	621	-	621
其他经营收入	Other operating income	50	3	8	1,353	1,414	(911)	503
提取减值准备前之净经营收入	Net operating income before impairment allowances	11,582	13,572	9,625	1,010	35,789	(1,074)	34,715
减值准备净(拨备) / 拨回	Net (charge)/reversal of impairment allowances	(214)	(650)	16	-	(848)	-	(848)
净经营收入	Net operating income	11,368	12,922	9,641	1,010	34,941	(1,074)	33,867
经营支出	Operating expenses	(5,852)	(3,196)	(1,259)	(1,816)	(12,123)	1,074	(11,049)
经营溢利 / (亏损)	Operating profit/(loss)	5,516	9,726	8,382	(806)	22,818	-	22,818
投资物业出售 / 公允价值调整之净收益	Net gain from disposal of fair value adjustments on investment properties	-	-	-	1,889	1,889	-	1,889
出售 / 重估物业、器材及设备之净(亏损) / 收益	Net (loss)/gain from disposal/ revaluation of properties, plant and equipment	(3)	(1)	-	110	106	-	106
应占联营公司及合资企业之税后溢利扣减亏损	Share of profits less losses after tax of associates and a joint venture	-	-	-	27	27	-	27
除税前溢利	Profit before taxation	5,513	9,725	8,382	1,220	24,840	-	24,840
资产	Assets							
分部资产	Segment assets	266,839	573,803	870,488	63,103	1,774,233	(5,772)	1,768,461
联营公司及合资企业权益	Interests in associates and a joint venture	-	-	-	259	259	-	259
		266,839	573,803	870,488	63,362	1,774,492	(5,772)	1,768,720
负债	Liabilities							
分部负债	Segment liabilities	716,696	551,508	346,561	18,863	1,633,628	(5,772)	1,627,856
其他资料	Other information							
资本性支出	Capital expenditure	27	8	-	997	1,032	-	1,032
折旧	Depreciation	324	169	90	903	1,486	-	1,486
证券摊销	Amortisation of securities	-	-	190	-	190	-	190

经营支出若干比较数字已重新分类至净服务费及佣金收入，以符合本年之列示形式。

Certain comparative amounts of operating expenses have been reclassified to net fee and commission income to conform with the current year's presentation.

财务报表附注 (续) Notes to the Financial Statements (continued)
46. 分类报告 (续) 46. Segmental reporting (continued)

		本银行 The Bank						
		2013						
		个人银行 Personal Banking	企业银行 Corporate Banking	财资业务 Treasury	其他 Others	小计 Subtotal	合并抵销 Eliminations	综合 Consolidated
		港币百万元 HK\$'m	港币百万元 HK\$'m	港币百万元 HK\$'m	港币百万元 HK\$'m	港币百万元 HK\$'m	港币百万元 HK\$'m	港币百万元 HK\$'m
净利息收入 / (支出)	Net interest income/(expense)							
- 外来	- external	1,811	6,233	11,817	(1)	19,860	-	19,860
- 跨业务	- inter-segment	4,116	2,633	(6,253)	(496)	-	-	-
		5,927	8,866	5,564	(497)	19,860	-	19,860
净服务费及佣金收入	Net fee and commission income	4,075	2,352	114	268	6,809	-	6,809
净交易性收益	Net trading gain	524	206	2,114	-	2,844	-	2,844
界定为以公允价值变化计入损益之金融工具净收益	Net gain on financial instruments designated at fair value through profit or loss	-	-	1	-	1	-	1
其他金融资产之净收益 / (亏损)	Net gain/(loss) on other financial assets	-	-	148	(54)	94	-	94
其他经营收入	Other operating income	11	1	2	4,087	4,101	(895)	3,206
提取减值准备前之净经营收入	Net operating income before impairment allowances	10,537	11,425	7,943	3,804	33,709	(895)	32,814
减值准备净(拨备) / 拨回	Net (charge)/reversal of impairment allowances	(161)	(80)	5	-	(236)	-	(236)
净经营收入	Net operating income	10,376	11,345	7,948	3,804	33,473	(895)	32,578
经营支出	Operating expenses	(4,713)	(2,157)	(760)	(1,769)	(9,399)	895	(8,504)
经营溢利	Operating profit	5,663	9,188	7,188	2,035	24,074	-	24,074
投资物业出售 / 公平值调整之净收益	Net gain from disposal of/fair value adjustments on investment properties	-	-	-	368	368	-	368
出售 / 重估物业、器材及设备之净(亏损) / 收益	Net (loss)/gain from disposal/revaluation of properties, plant and equipment	(8)	(1)	-	1	(8)	-	(8)
除税前溢利	Profit before taxation	5,655	9,187	7,188	2,404	24,434	-	24,434
资产	Assets							
分部资产	Segment assets	236,557	513,528	854,267	71,050	1,675,402	-	1,675,402
联营公司及合资企业权益	Interests in associates and a joint venture	-	-	-	8	8	-	8
		236,557	513,528	854,267	71,058	1,675,410	-	1,675,410
负债	Liabilities							
分部负债	Segment liabilities	597,538	507,132	432,899	17,707	1,555,276	-	1,555,276
其他资料	Other information							
资本性支出	Capital expenditure	-	-	-	753	753	-	753
折旧	Depreciation	288	120	54	909	1,371	-	1,371
证券摊销	Amortisation of securities	-	-	(135)	-	(135)	-	(135)

财务报表附注 (续) Notes to the Financial Statements (continued)
46. 分类报告 (续) 46. Segmental reporting (continued)

		本银行 The Bank						
		2012						
		个人银行 Personal Banking	企业银行 Corporate Banking	财资业务 Treasury	其他 Others	小计 Subtotal	合并抵销 Eliminations	综合 Consolidated
		港币百万元 HK\$m	港币百万元 HK\$m	港币百万元 HK\$m	港币百万元 HK\$m	港币百万元 HK\$m	港币百万元 HK\$m	港币百万元 HK\$m
净利息收入 / (支出)	Net interest income/(expense)							
- 外来	- external	946	5,868	10,467	-	17,281	-	17,281
- 跨业务	- inter-segment	3,896	1,441	(4,815)	(522)	-	-	-
		4,842	7,309	5,652	(522)	17,281	-	17,281
净服务费及佣金收入	Net fee and commission income	3,351	2,340	116	186	5,993	-	5,993
净交易性收益	Net trading gain	443	254	1,821	-	2,518	-	2,518
界定为以公允价值变化计入损益之金融工具净亏损	Net loss on financial instruments designated at fair value through profit or loss	-	-	(2)	-	(2)	-	(2)
其他金融资产之净(亏损) / 收益	Net (loss)/gain on other financial assets	-	(6)	611	-	605	-	605
其他经营收入	Other operating income	10	-	8	2,372	2,390	(750)	1,640
提取减值准备前之净经营收入	Net operating income before impairment allowances	8,646	9,897	8,206	2,036	28,785	(750)	28,035
减值准备净(拨备) / 拨回	Net (charge)/reversal of impairment allowances	(87)	(203)	16	-	(274)	-	(274)
净经营收入	Net operating income	8,559	9,694	8,222	2,036	28,511	(750)	27,761
经营支出	Operating expenses	(4,247)	(2,087)	(862)	(1,641)	(8,837)	750	(8,087)
经营溢利	Operating profit	4,312	7,607	7,360	395	19,674	-	19,674
投资物业出售 / 公允价值调整之净收益	Net gain from disposal of/fair value adjustments on investment properties	-	-	-	1,782	1,782	-	1,782
出售 / 重估物业、器材及设备之净(亏损) / 收益	Net (loss)/gain from disposal/revaluation of properties, plant and equipment	(3)	(1)	-	67	63	-	63
除税前溢利	Profit before taxation	4,309	7,606	7,360	2,244	21,519	-	21,519
资产	Assets							
分部资产	Segment assets	222,430	438,235	768,616	68,294	1,497,575	-	1,497,575
联营公司及合资企业权益	Interests in associates and a joint venture	-	-	-	8	8	-	8
		222,430	438,235	768,616	68,302	1,497,583	-	1,497,583
负债	Liabilities							
分部负债	Segment liabilities	577,474	445,533	342,446	17,001	1,382,454	-	1,382,454
其他资料	Other information							
资本性支出	Capital expenditure	-	-	-	672	672	-	672
折旧	Depreciation	278	117	66	792	1,253	-	1,253
证券摊销	Amortisation of securities	-	-	124	-	124	-	124

财务报表附注 (续) Notes to the Financial Statements (continued)
47. 金融工具之抵销
47. Offsetting financial instruments

下表列示已抵销、受执行性净额结算总协议和类似协议约束的金融工具详情。

The following tables present details of financial instruments subject to offsetting, enforceable master netting arrangements and similar agreements.

		2013					
		已确认金融资产总额 Gross amounts of recognised financial assets	于资产负债表中抵销之已确认金融负债总额 Gross amounts of recognised financial liabilities set off in the balance sheet	于资产负债表中列示的金融资产净额 Net amounts of financial assets presented in the balance sheet	未有于资产负债表中抵销之相关金额 Related amounts not set off in the balance sheet		净额 Net amount
					金融工具 Financial instruments	已收取之现金押品 Cash collateral received	
		港币百万元 HK\$m	港币百万元 HK\$m	港币百万元 HK\$m	港币百万元 HK\$m	港币百万元 HK\$m	港币百万元 HK\$m
资产	Assets						
衍生金融工具	Derivative financial instruments	11,344	-	11,344	(6,605)	(1,826)	2,913
其他资产	Other assets	13,286	(8,532)	4,754	-	-	4,754
总计	Total	24,630	(8,532)	16,098	(6,605)	(1,826)	7,667
		2013					
		已确认金融负债总额 Gross amounts of recognised financial liabilities	于资产负债表中抵销之已确认金融资产总额 Gross amounts of recognised financial assets set off in the balance sheet	于资产负债表中列示的金融负债净额 Net amounts of financial liabilities presented in the balance sheet	未有于资产负债表中抵销之相关金额 Related amounts not set off in the balance sheet		净额 Net amount
					金融工具 Financial instruments	已抵押之现金押品 Cash collateral pledged	
		港币百万元 HK\$m	港币百万元 HK\$m	港币百万元 HK\$m	港币百万元 HK\$m	港币百万元 HK\$m	港币百万元 HK\$m
负债	Liabilities						
衍生金融工具	Derivative financial instruments	9,098	-	9,098	(6,605)	-	2,493
回购协议	Repurchase agreements	2,100	-	2,100	(2,100)	-	-
其他负债	Other liabilities	8,784	(8,532)	252	-	-	252
总计	Total	19,982	(8,532)	11,450	(8,705)	-	2,745

财务报表附注 (续) Notes to the Financial Statements (continued)
47. 金融工具之抵销 (续) 47. Offsetting financial instruments (continued)

		2012					
		已确认金融 资产总额 Gross amounts of recognised financial assets	于资产负债表中 抵销之已确认金 融负债总额 Gross amounts of recognised financial liabilities set off in the balance sheet	于资产负债表中 列示的金融 资产净额 Net amounts of financial assets presented in the balance sheet	未有于资产负债表中抵销之 相关金额 Related amounts not set off in the balance sheet		净额 Net amount
		港币百万元 HK\$m	港币百万元 HK\$m	港币百万元 HK\$m	金融工具 Financial instruments	已收取之 现金押品 Cash collateral received	港币百万元 HK\$m
资产	Assets						
衍生金融工具	Derivative financial instruments	13,443	-	13,443	(6,179)	(3,245)	4,019
其他资产	Other assets	15,452	(9,939)	5,513	-	-	5,513
总计	Total	28,895	(9,939)	18,956	(6,179)	(3,245)	9,532

		2012					
		已确认金融 负债总额 Gross amounts of recognised financial liabilities	于资产负债表中 抵销之已确认金 融资产总额 Gross amounts of recognised financial assets set off in the balance sheet	于资产负债表中 列示的金融 负债净额 Net amounts of financial liabilities presented in the balance sheet	未有于资产负债表中抵销之 相关金额 Related amounts not set off in the balance sheet		净额 Net amount
		港币百万元 HK\$m	港币百万元 HK\$m	港币百万元 HK\$m	金融工具 Financial instruments	已抵押之 现金押品 Cash collateral pledged	港币百万元 HK\$m
负债	Liabilities						
衍生金融工具	Derivative financial instruments	8,039	-	8,039	(6,179)	-	1,860
其他负债	Other liabilities	10,456	(9,939)	517	-	-	517
总计	Total	18,495	(9,939)	8,556	(6,179)	-	2,377

按本集团签订有关场外衍生工具和售后回购交易的净额结算总协议，倘若发生违约或其他事先约定的事件，则同一交易对手之相关金额可采用净额结算。

For master netting agreements of OTC derivative and sale and repurchase transactions entered into by the Group, related amounts with the same counterparty can be offset if an event of default or other predetermined events occur.

财务报表附注（续） Notes to the Financial Statements (continued)

48. 金融资产转移

以下不符合终止确认条件之已转移金融资产包括交易对手持有作为售后回购协议抵押品的债务证券。

48. Transfers of financial assets

The transferred financial assets below that do not qualify for derecognition are debt securities held by counterparties as collateral under sale and repurchase agreements.

		2013	
		已转移资产账面值 Carrying amount of transferred assets	相关负债账面值 Carrying amount of associated liabilities
		港币百万元 HK\$m	港币百万元 HK\$m
回购协议	Repurchase agreements	<u>2,100</u>	<u>2,100</u>

于2012年12月31日，并无金融资产转移。

As at 31 December 2012, there were no transfers of financial assets.

49. 董事及高级职员贷款

根据香港《公司条例》第161B条的规定，向本银行董事及高级职员提供之贷款详情如下：

49. Loans to directors and officers

Particulars of advances made to directors and officers of the Bank pursuant to section 161B of the Hong Kong Companies Ordinance are as follows:

		2013	2012
		港币百万元 HK\$m	港币百万元 HK\$m
于年末尚未偿还之有关交易总额	Aggregate amount of relevant transactions outstanding at year end	<u>3,790</u>	<u>5,865</u>
于年内未偿还有关交易之最高总额	Maximum aggregate amount of relevant transactions outstanding during the year	<u>7,661</u>	<u>7,316</u>

财务报表附注 (续) Notes to the Financial Statements (continued)

50. 主要之有关连人士交易 50. Significant related party transactions

中华人民共和国国务院通过中国投资有限责任公司(「中投」)、其全资附属公司中央汇金投资有限责任公司(「汇金」)及汇金拥有控制权益之中国银行, 对本集团实行控制。

The Group is subject to the control of the State Council of the PRC Government through China Investment Corporation ("CIC"), its wholly-owned subsidiary Central Huijin Investment Ltd. ("Central Huijin"), and BOC in which Central Huijin has controlling equity interests.

(a) 与母公司及母公司控制之其他公司进行的交易

(a) Transactions with the parent companies and the other companies controlled by the parent companies

母公司的基本资料:

General information of the parent companies:

本集团受中国银行控制。汇金是中国银行之控股公司, 亦是中投的全资附属公司, 而中投是从事外汇资金投资管理业务的国有独资公司。

The Group is controlled by BOC. Central Huijin is the controlling entity of BOC, and it is a wholly-owned subsidiary of CIC which is a wholly state-owned company engaging in foreign currency investment management.

汇金于某些内地实体均拥有控制权益。

Central Huijin has controlling equity interests in certain other entities in the PRC.

本集团在正常业务中与此等实体进行银行业务交易, 包括贷款、证券投资及货币市场交易。

The Group enters into banking transactions with these entities in the normal course of business which include loans, investment securities and money market transactions.

大部分与中国银行进行的交易源自货币市场活动。于 2013 年 12 月 31 日, 本集团相关应收及应付中国银行款项总额分别为港币 1,306.57 亿元 (2012 年: 港币 597.07 亿元) 及港币 412.63 亿元 (2012 年: 港币 464.29 亿元)。截至 2013 年 12 月 31 日止年度, 与中国银行叙做此类业务过程中产生的收入及支出总额分别为港币 22.77 亿元 (2012 年: 港币 22.52 亿元) 及港币 1.46 亿元 (2012 年: 港币 1.48 亿元)。与中国银行控制之其他公司并无重大交易。

The majority of transactions with BOC arise from money market activities. As at 31 December 2013, the related aggregate amounts due from and to BOC of the Group were HK\$130,657 million (2012: HK\$59,707 million) and HK\$41,263 million (2012: HK\$46,429 million) respectively. The aggregate amounts of income and expenses of the Group arising from these transactions with BOC for the year ended 31 December 2013 were HK\$2,277 million (2012: HK\$2,252 million) and HK\$146 million (2012: HK\$148 million) respectively. Transactions with other companies controlled by BOC are not considered material.

财务报表附注 (续) **Notes to the Financial Statements (continued)**

50. 主要之有关连人士交易 (续) **50. Significant related party transactions (continued)**

(b) 与政府机构、代理机构、附属机构及其他国有控制实体的交易

中华人民共和国国务院通过中投及汇金对本集团实施控制，而中华人民共和国国务院亦通过政府机构、代理机构、附属机构及其他国有控制实体直接或间接控制大量其他实体。本集团按一般商业条款与政府机构、代理机构、附属机构及其他国有控制实体进行常规银行业务交易。

这些交易包括但不限于限于下列各项：

- 借贷、提供授信及担保和接受存款；
- 银行同业之存放及结余；
- 出售、购买、包销及赎回由其他国有控制实体所发行之债券；
- 提供外汇、汇款及相关投资服务；
- 提供信托业务；及
- 购买公共事业、交通工具、电信及邮政服务。

(b) Transactions with government authorities, agencies, affiliates and other state controlled entities

The Group is subject to the control of the State Council of the PRC Government through CIC and Central Huijin, which also directly and indirectly controls a significant number of entities through its government authorities, agencies, affiliates and other state controlled entities. The Group enters into banking transactions with government authorities, agencies, affiliates and other state controlled entities in the normal course of business at commercial terms.

These transactions include, but are not limited to, the following:

- lending, provision of credits and guarantees, and deposit taking;
- inter-bank balance taking and placing;
- sales, purchase, underwriting and redemption of bonds issued by other state controlled entities;
- rendering of foreign exchange, remittance and investment related services;
- provision of fiduciary activities; and
- purchase of utilities, transport, telecommunication and postage services.

财务报表附注 (续) Notes to the Financial Statements (continued)

50. 主要之有关连人士交易 (续) 50. Significant related party transactions (continued)

(c) 与联营公司、合资企业及其他有关连人士在正常业务范围内进行之交易摘要

与本集团之联营公司、合资企业及其他有关连人士达成之有关连人士交易所产生之总收入 / 支出及结余概述如下:

(c) Summary of transactions entered into during the ordinary course of business with associates, a joint venture and other related parties

The aggregate income/expenses and balances arising from related party transactions with associates, a joint venture and other related parties of the Group are summarised as follows:

	2013		2012	
	联营公司及 合资企业 Associates and joint venture 港币百万元 HK\$m	其他有关连人士 Other related parties 港币百万元 HK\$m	联营公司及 合资企业 Associates and joint venture 港币百万元 HK\$m	其他有关连人士 Other related parties 港币百万元 HK\$m
收益表项目:	Income statement items:			
已收 / 应收行政 服务费用	-	9	-	8
其他经营支出	49	-	-	-
资产负债表项目:	Balance sheet items:			
客户存款	22	-	34	-
其他账项及准备	-	-	5	-

财务报表附注 (续) Notes to the Financial Statements (continued)

50. 主要之有关连人士交易 (续) 50. Significant related party transactions (continued)

(d) 主要高层人员

主要高层人员是指某些能直接或间接拥有权力及责任来计划、指导及掌管集团业务之人士，包括董事、高层管理人员及公司秘书。本集团在正常业务中会接受主要高层人员存款及向其提供贷款及信贷融资。于本年及去年，本集团并没有与本银行及其控股公司之主要高层人员或其有关连人士进行重大交易。

主要高层人员截至12月31日止年度之薪酬如下：

(d) Key management personnel

Key management personnel are those persons having authority and responsibility for planning, directing and controlling the activities of the Group, directly or indirectly, including directors, senior management and company secretary. The Group accepts deposits from and grants loans and credit facilities to key management personnel in the ordinary course of business. During both the current and prior years, no material transaction was conducted with key management personnel of the Bank and its holding companies, as well as parties related to them.

The compensation of key management personnel for the year ended 31 December is detailed as follows:

	2013	2012
	港币百万元	港币百万元
	HK\$'m	HK\$'m
薪酬及其他短期员工福利	66	66
退休福利	1	1
	67	67

(e) 与附属公司的结余

于2013年12月31日，本银行在日常业务过程中按一般商业条款进行交易产生的应收及应付附属公司款项总额分别为港币262.62亿元（2012年：港币217.34亿元）及港币38.95亿元（2012年：港币63.63亿元）。

(e) Balances with subsidiaries

As at 31 December 2013, the aggregate sums of amounts due from subsidiaries and amounts due to subsidiaries of the Bank arising from transactions entered into during the normal course of business at commercial terms are HK\$26,262 million (2012: HK\$21,734 million) and HK\$3,895 million (2012: HK\$6,363 million) respectively.

财务报表附注 (续) Notes to the Financial Statements (continued)
51. 货币风险

下表列出因自营交易、非自营交易及结构性仓位而产生之主要外币风险额，并参照金管局报表「认可机构持有外汇情况」的填报指示而编制。期权盘净额乃根据所有外汇期权合约之「得尔塔加权持仓」为基础计算。

51. Currency concentrations

The following is a summary of the major foreign currency exposures arising from trading, non-trading and structural positions and is prepared with reference to the Completion Instructions for the prudential return "Foreign Currency Position of an Authorised Institution" issued by the HKMA. The net options position is calculated based on the basis of delta-weighted positions of all foreign exchange options contracts.

		2013							
		港币百万元等值							
		Equivalent in million of HK\$							
		美元	日圆	欧元	澳元	英镑	人民币	其他外币	外币总计
		US Dollars	Japanese Yen	Euro	Australian Dollars	Pound Sterling	Renminbi	Other foreign currencies	Total foreign currencies
现货资产	Spot assets	509,043	1,093	11,963	22,583	1,447	556,172	16,566	1,118,867
现货负债	Spot liabilities	(379,485)	(3,797)	(11,663)	(31,203)	(12,441)	(509,246)	(17,849)	(965,684)
远期买入	Forward purchases	438,862	42,992	49,900	34,026	25,008	197,747	36,646	825,181
远期卖出	Forward sales	(562,242)	(40,424)	(50,197)	(25,635)	(14,046)	(239,201)	(35,547)	(967,292)
期权盘净额	Net options position	2,416	-	(1)	(5)	4	(2,991)	(5)	(582)
长 / (短) 盘净额	Net long/(short) position	8,594	(136)	2	(234)	(28)	2,481	(189)	10,490
结构性仓位净额	Net structural position	333	-	-	-	-	9,075	-	9,408

		2012							
		港币百万元等值							
		Equivalent in million of HK\$							
		美元	日圆	欧元	澳元	英镑	人民币	其他外币	外币总计
		US Dollars	Japanese Yen	Euro	Australian Dollars	Pound Sterling	Renminbi	Other foreign currencies	Total foreign currencies
现货资产	Spot assets	456,112	81,033	17,279	24,874	4,336	354,311	17,313	955,258
现货负债	Spot liabilities	(349,631)	(3,736)	(19,074)	(25,594)	(13,308)	(339,561)	(19,321)	(770,225)
远期买入	Forward purchases	438,027	39,150	36,876	27,824	32,925	169,229	30,962	774,993
远期卖出	Forward sales	(528,343)	(116,379)	(35,207)	(27,018)	(24,226)	(184,128)	(28,746)	(944,047)
期权盘净额	Net options position	(53)	(3)	5	(4)	8	(17)	(21)	(85)
长 / (短) 盘净额	Net long/(short) position	16,112	65	(121)	82	(265)	(166)	187	15,894
结构性仓位净额	Net structural position	321	-	-	-	-	8,583	-	8,904

财务报表附注 (续) Notes to the Financial Statements (continued)

52. 跨国债权

以下分析乃参照有关跨国债权之金管局报表的填报指示而编制。跨国债权为海外交易对手之最终风险承担的地区分布，并会按照交易对手所在地计入风险转移。若债权之担保人所在地与交易对手所在地不同，则风险将转移至担保人之所在地。若债权属银行之海外分行，其风险将会转移至该银行之总行所在地。个别国家或区域其已计及风险转移后占跨国债权总额 10% 或以上之债权总额如下：

52. Cross-border claims

The below analysis is prepared with reference to the Completion Instructions for the HKMA return of cross-border claims. Cross-border claims are exposures to foreign counterparties on which the ultimate risk lies, and are derived according to the location of the counterparties after taking into account the transfer of risk. For a claim guaranteed by a party situated in a country different from the counterparty, the risk will be transferred to the country of the guarantor. For a claim on an overseas branch of a bank whose head office is located in another country, the risk will be transferred to the country where its head office is located. Claims on individual countries or areas, after risk transfer, amounting to 10% or more of the aggregate cross-border claims are shown as follows:

		2013			
		银行 Banks	公营单位* Public sector entities*	其他 Others	总计 Total
		港币百万元 HK\$m	港币百万元 HK\$m	港币百万元 HK\$m	港币百万元 HK\$m
亚洲，不包括香港	Asia, other than Hong Kong				
- 中国内地	- Mainland of China	398,379	126,445	137,717	662,541
- 日本	- Japan	11,395	6,277	143	17,815
- 其他	- Others	35,286	3,139	28,698	67,123
		<u>445,060</u>	<u>135,861</u>	<u>166,558</u>	<u>747,479</u>
北美洲	North America				
- 美国	- United States	698	33,118	35,610	69,426
- 其他	- Others	7,101	2,126	282	9,509
		<u>7,799</u>	<u>35,244</u>	<u>35,892</u>	<u>78,935</u>
总计	Total	<u>452,859</u>	<u>171,105</u>	<u>202,450</u>	<u>826,414</u>

财务报表附注 (续) Notes to the Financial Statements (continued)

52. 跨国债权 (续) 52. Cross-border claims (continued)

		2012			
		银行	公营单位*	其他	总计
		Banks	Public sector entities*	Others	Total
		港币百万元	港币百万元	港币百万元	港币百万元
		HK\$m	HK\$m	HK\$m	HK\$m
亚洲, 不包括香港	Asia, other than Hong Kong				
- 中国内地	- Mainland of China	271,111	81,031	121,288	473,430
- 日本	- Japan	7,283	81,320	158	88,761
- 其他	- Others	45,450	3,434	22,706	71,590
		<u>323,844</u>	<u>165,785</u>	<u>144,152</u>	<u>633,781</u>
北美洲	North America				
- 美国	- United States	1,847	45,983	31,083	78,913
- 其他	- Others	12,990	1,392	276	14,658
		<u>14,837</u>	<u>47,375</u>	<u>31,359</u>	<u>93,571</u>
总计	Total	<u>338,681</u>	<u>213,160</u>	<u>175,511</u>	<u>727,352</u>

* 包括在《银行业(资本)规则》内认可为公营单位于美国港币 105.23 亿元(2012年: 港币 104.42 亿元)及其他北美洲国家港币 21.26 亿元(2012年: 港币 13.55 亿元)。

* Included United States of HK\$10,523 million (2012: HK\$10,442 million) and other countries in North America of HK\$2,126 million (2012: HK\$1,355 million) which are eligible to be classified as public sector entities under the Banking (Capital) Rules.

财务报表附注 (续) Notes to the Financial Statements (continued)
53. 非银行的内地风险承担 53. Non-bank Mainland exposures

对非银行交易对手的内地相关风险承担的分析乃参照金管局有关报表的填报指示所列之机构类别及直接风险之类别以分类。此报表仅计及本银行之内地风险承担。

The analysis of non-bank Mainland exposures is based on the categories of non-bank counterparties and the type of direct exposures with reference to the Completion Instructions for the HKMA return of non-bank Mainland exposures, which includes the Mainland exposures extended by the Bank only.

		2013			
	资产负债表内的 风险承担 On-balance sheet exposure 港币百万元 HK\$'m	资产负债表外的 风险承担 Off-balance sheet exposure 港币百万元 HK\$'m	总风险承担 Total exposure 港币百万元 HK\$'m	个别评估 之减值准备 Individually assessed impairment allowances 港币百万元 HK\$'m	
内地机构	269,608	50,700	320,308	-	
内地境外公司及个人用于 境内的信贷					
	42,042	13,353	55,395	131	
其他非银行的内地风险承担	10,606	1,002	11,608	-	
	322,256	65,055	387,311	131	
		2012			
	资产负债表内的 风险承担 On-balance sheet exposure 港币百万元 HK\$'m	资产负债表外的 风险承担 Off-balance sheet exposure 港币百万元 HK\$'m	总风险承担 Total exposure 港币百万元 HK\$'m	个别评估 之减值准备 Individually assessed impairment allowances 港币百万元 HK\$'m	
内地机构	233,027	47,954	280,981	-	
内地境外公司及个人用于 境内的信贷					
	35,899	12,854	48,753	11	
其他非银行的内地风险承担	9,790	2,192	11,982	2	
	278,716	63,000	341,716	13	

财务报表附注（续） **Notes to the Financial Statements (continued)**

54. 最终控股公司

中华人民共和国国务院通过中国投资有限责任公司、其全资附属公司中央汇金投资有限责任公司（「汇金」）及汇金拥有控制权益之中国银行，对本集团实行控制。

54. Ultimate holding company

The Group is subject to the control of the State Council of the PRC Government through China Investment Corporation, its wholly-owned subsidiary Central Huijin Investment Ltd. (“Central Huijin”), and BOC in which Central Huijin has controlling equity interests.

55. 财务报表核准

本财务报表于 2014 年 3 月 26 日经董事会通过及核准发布。

55. Approval of financial statements

The financial statements were approved and authorised for issue by the Board of Directors on 26 March 2014.

未经审核之
补充财务资料

Unaudited Supplementary Financial Information

1. 信贷、市场及操作风险 1. Regulatory capital for credit, market and operational risks
的监管资本

就信贷风险、市场风险及操作风险计算监管资本的基准已于财务报表附注 4.4 中描述。

The bases of regulatory capital calculation for credit risk, market risk and operational risk are described in Note 4.4 to the Financial Statements.

由于自 2013 年 1 月 1 日及 2013 年 6 月 30 日起分别采纳《2012 年银行业(资本)(修订)规则》及《2013 年银行业(资本)(修订)规则》，2013 年的资本披露不应与 2012 年的资本披露作直接比较。

As a result of the adoption of Banking (Capital) (Amendment) Rules 2012 and Banking (Capital) (Amendment) Rules 2013 since 1 January 2013 and 30 June 2013 respectively, the capital disclosures for 2013 are not directly comparable to those of 2012.

本补充财务资料乃根据《银行业(资本)规则》及按金管局就监管规定要求以综合基准编制，当中包括中银香港及其指定之附属公司。不纳入按监管要求计算资本比率的综合基础内之附属公司载于财务报表附注 4.4(A)。

The financial information contained in these supplementary notes has been prepared on a consolidated basis that comprises the positions of BOCHK and certain subsidiaries specified by the HKMA for its regulatory purposes and in accordance with the Banking (Capital) Rules. Subsidiaries that are not included in the consolidation for regulatory purposes in respect of calculation of capital ratios are set out in Note 4.4(A) to the Financial Statements.

下表概述于该综合基础上计算之信贷、市场及操作风险监控资本。

The table below summarises the regulatory capital computed on the same consolidation basis for credit, market, and operational risks.

		<u>2013</u>	<u>2012</u>
		港币百万元	港币百万元
		HK\$m	HK\$m
信贷风险	Credit risk	65,327	56,343
市场风险	Market risk	1,329	906
操作风险	Operational risk	5,038	4,421
		<u>71,694</u>	<u>61,670</u>

有关本集团之资本管理及资本比率详情，请见财务报表附注 4.4。

For details of capital management and capital ratios of the Group, please refer to Note 4.4 to the Financial Statements.

未经审核之
补充财务资料 (续)

Unaudited Supplementary Financial Information (continued)

2. 信贷风险资本规定

2. Capital requirements for credit risk

下表列示《银行业(资本)规则》就各类别和子类别的信贷风险承担的资本规定。

The tables below show the capital requirements for each class and subclass of credit risk exposures as specified in the Banking (Capital) Rules.

	2013
	港币百万元 HK\$'m
内部评级基准算法下的风险承担所需资本	Capital required for exposures under the IRB approach
企业	Corporate
监管分类准则算法下的专门性借贷	Specialised lending under supervisory slotting criteria approach
- 项目融资	- Project finance
中小企业	Small-and-medium sized corporate
其他企业	Other corporates
银行	Bank
银行	Banks
证券公司	Securities firms
零售	Retail
住宅按揭贷款	Residential mortgages
- 个人	- Individuals
- 空壳公司	- Property-holding shell companies
合格循环零售	Qualifying revolving retail
零售小企业	Small business retail
其他个人零售	Other retail to individuals
其他	Others
现金项目	Cash items
其他项目	Other items
证券化	Securitisation
信贷估值调整	Credit valuation adjustment
	515
内部评级基准算法下的风险承担所需资本规定总额	Total capital requirements for exposures under the IRB approach
	63,023
标准(信贷风险)算法下的风险承担所需资本	Capital required for exposures under the standardised (credit risk) approach
资产负债表内风险承担	On-balance sheet exposures
官方实体	Sovereigns
公营单位	Public sector entities
多边发展银行	Multilateral development banks
银行	Banks
证券公司	Securities firms
企业	Corporate
监管零售	Regulatory retail
住宅按揭贷款	Residential mortgage loans
不属逾期风险承担的其他风险承担	Other exposures which are not past due
逾期风险承担	Past due exposures
资产负债表外风险承担	Off-balance sheet exposures
除证券融资交易及衍生工具合约外的资产负债表外风险承担	Off-balance sheet exposures other than securities financing transactions and derivative contracts
证券融资交易及衍生工具合约	Securities financing transactions and derivative contracts
证券化	Securitisation
	233
	22
	4
	288
	342
	526
	726
	18
	-
	63
	82
标准(信贷风险)算法下的风险承担所需资本规定总额	Total capital requirements for exposures under the standardised (credit risk) approach
	2,304
信贷风险承担所需资本规定总额	Total capital requirements for credit risk exposures
	65,327

未经审核之
补充财务资料 (续)

Unaudited Supplementary Financial Information (continued)

2. 信贷风险资本规定 (续) 2. Capital requirements for credit risk (continued)

		2012 港币百万元 HK\$m
内部评级基准算法下的风险承担所需资本	Capital required for exposures under the IRB approach	
企业	Corporate	
监管分类准则算法下的专门性借贷	Specialised lending under supervisory slotting criteria approach	
- 项目融资	- Project finance	115
中小企业	Small-and-medium sized corporate	3,726
其他企业	Other corporates	31,896
银行	Bank	
银行	Banks	9,180
证券公司	Securities firms	7
零售	Retail	
住宅按揭贷款	Residential mortgages	
- 个人	- Individuals	674
- 空壳公司	- Property-holding shell companies	42
合格循环零售	Qualifying revolving retail	836
零售小企业	Small business retail	79
其他个人零售	Other retail to individuals	403
其他	Others	
现金项目	Cash items	-
其他项目	Other items	5,879
证券化	Securitisation	12
内部评级基准算法下的风险承担所需资本规定总额	Total capital requirements for exposures under the IRB approach	52,849
标准 (信贷风险) 算法下的风险承担所需资本	Capital required for exposures under the standardised (credit risk) approach	
资产负债表内风险承担	On-balance sheet exposures	
官方实体	Sovereigns	1,333
公营单位	Public sector entities	43
多边发展银行	Multilateral development banks	-
银行	Banks	6
证券公司	Securities firms	-
企业	Corporate	1,156
监管零售	Regulatory retail	379
住宅按揭贷款	Residential mortgage loans	231
不属逾期风险承担的其他风险承担	Other exposures which are not past due	105
逾期风险承担	Past due exposures	3
资产负债表外风险承担	Off-balance sheet exposures	
除场外衍生工具交易及信贷衍生工具合约外的资产负债表外风险承担	Off-balance sheet exposures other than OTC derivative transactions and credit derivative contracts	231
场外衍生工具交易	OTC derivative transactions	7
证券化	Securitisation	-
标准 (信贷风险) 算法下的风险承担所需资本规定总额	Total capital requirements for exposures under the standardised (credit risk) approach	3,494
信贷风险承担所需资本规定总额	Total capital requirements for credit risk exposures	56,343

未经审核之

Unaudited Supplementary Financial Information (continued)

补充财务资料 (续)

**3. 内部评级基准计算法下 3. Credit risk under the internal ratings-based approach
的信贷风险**

**3.1 内部评级系统及风险组成
部分**

3.1 The internal rating systems and risk components

为计算监管资本规定，本集团对大部分企业和银行的风险承担使用基础内部评级基准计算法，对专门性借贷的项目融资使用监管分类准则计算法，对个人和小企业的零售风险承担使用零售内部评级基准计算法。下表列出本集团各资产分类及子分类之风险承担（除证券化风险承担外）所采用的资本计算方法。

The Group adopts the FIRB approach to calculate the regulatory capital requirements for most of the corporate and bank exposures, and adopts the supervisory slotting criteria approach to project finance exposures under "specialised lending". The Group adopts retail IRB approach for retail exposures to individuals and small business. The following is the table showing the Group's different capital calculation approaches to each asset class and sub-classes of exposures (other than securitisation exposures).

未经审核之 **Unaudited Supplementary Financial Information (continued)**
 补充财务资料 (续)

3. 内部评级基准计算法下 3. Credit risk under the internal ratings-based approach (continued)
 的信贷风险 (续)

3.1 内部评级系统及风险组成 3.1 The internal rating systems and risk components (continued)
 部分 (续)

资产分类 Asset class	子分类风险承担 Exposure sub-class	资本计算方法 Capital calculation approach
企业风险承担 Corporate exposures	监管分类准则计算法下的专门性借贷 (项目融资) Specialised lending under supervisory slotting criteria approach (project finance)	监管分类准则计算法 Supervisory Slotting Criteria Approach
	中小企业 Small-and-medium sized corporates	基础内部评级基准计算法 FIRB Approach
	其他企业 Other corporates	
官方实体风险承担 Sovereign exposures	官方实体 Sovereigns	标准 (信贷风险) 计算法 Standardised (credit risk) Approach
	属官方实体非本地公营单位 Sovereign foreign public sector entities	
	多边发展银行 Multilateral development banks	
银行风险承担 Bank exposures	银行 Banks	基础内部评级基准计算法 FIRB Approach
	证券公司 Securities firms	
	公营单位 (不包括属官方实体非本地公营单位) Public sector entities (excluding sovereign foreign public sector entities)	标准 (信贷风险) 计算法 Standardised (credit risk) Approach
零售风险承担 Retail exposures	个人住宅按揭贷款 Residential mortgages to individuals	零售内部评级基准计算法 Retail IRB Approach
	空壳公司住宅按揭贷款 Residential mortgages to property-holding shell companies	
	合资格循环零售 Qualifying revolving retail	
	零售小企业 Small business retail	
	其他个人零售 Other retail to individuals	
股权风险承担 Equity exposures		标准 (信贷风险) 计算法 Standardised (credit risk) Approach
其他风险承担 Other exposures	现金项目 Cash items	特定风险权重计算法 Specific Risk-weight Approach
	其他项目 Other items	

未经审核之

Unaudited Supplementary Financial Information (continued)

补充财务资料 (续)

3. 内部评级基准计算法下的信贷风险 (续) **3. Credit risk under the internal ratings-based approach (continued)**

3.1 内部评级系统及风险组成部分 (续)

3.1 The internal rating systems and risk components (continued)

(A) 内部评级系统结构及内部评级与外部评级对应关系

(A) The structure of internal rating systems and the relationship between internal ratings and external ratings

本集团使用的内部评级系统是一个两维评级系统，分别提供借款人及交易特性的评估。于企业和银行组合中，债务人评级维度反映借款人的违约风险，授信评级维度反映债务人一旦违约时影响损失严重程度的特定交易因素。

The Group's internal rating system is a two dimensional rating system that provides separate assessment of borrower and transaction characteristics. For corporate and bank portfolios, the obligor rating dimension reflects exclusively the risk of borrower default and the facility rating dimension reflects transaction specific factors that affect the loss severity in the case of borrower default.

本集团开发了统计模型以自行估算企业、银行和零售债务人的违约概率(PD)，以及使用零售内部评级基准计算法下零售风险承担的违约损失率(LGD)和违约风险承担(EAD)。

The Group developed statistical models to provide own estimated probability of default ("PD") for its corporate, bank and retail borrowers, and loss given default ("LGD") and exposure at default ("EAD") for retail exposures under retail IRB approach.

本集团使用内部评级系统评估所有内部评级基准计算法下借款人的违约可能性。违约概率估算借款人一年期内的违约风险。借款人信贷级别反映在特定的具体评级标准下对某些信贷能力相似的借款人的分类，从而推算出违约概率平均值以计算风险加权资产。

The Group uses internal rating system to assess the borrower's likelihood of default for all IRB portfolios. PD estimates the risk of borrower default over a one-year period. A borrower credit grade means a grouping of similar credit-worthiness to which borrowers are assigned on the basis of specified and distinct set of rating criteria, from which the average PD are derived for RWA calculation.

在确定债务人评级的过程中，会对每个债务人最新的财务表现的变数、管理层素质、行业风险、关联集团和预警性负面因素影响进行评估，并据此作为关键因素以预测在不同经济条件下履行其合约责任的能力和意愿。

In the process of obligor rating assignment, variables of latest financial performance, management quality, industry risks, group connection and negative warning signals of each obligor are assessed as critical factors to predict borrower's ability and willingness to meet with the contractual obligations under different economic conditions.

未经审核之

Unaudited Supplementary Financial Information (continued)

补充财务资料 (续)

3. 内部评级基准计算法下的信贷风险 (续) **3. Credit risk under the internal ratings-based approach (continued)**

3.1 内部评级系统及风险组成部分 (续)

3.1 The internal rating systems and risk components (continued)

(A) 内部评级系统结构及内部评级与外部评级对应关系 (续)

(A) The structure of internal rating systems and the relationship between internal ratings and external ratings (continued)

企业和银行债务人及零售违约概率组别分为8个债务人评级,包括7个非违约债务人级别且细分至26个信贷级别和1个违约级别。而根据金管局指引规定,使用监管分类准则计算法的项目融资风险承担,分为4个非违约级别和1个违约级别。对于零售内部评级基准计算法组合的分组估算,按债务人性质、授信类型、抵押品种类和逾期状况分为不同违约概率、违约风险承担和违约损失率组别。分组过程为个人住宅按揭贷款和空壳公司住宅按揭贷款、合格循环零售风险承担、其他个人零售风险承担和零售小企业风险承担的违约概率、违约损失率和违约风险承担准确及一致的估算奠定了基础。根据金管局指引规定,所有企业和银行的信贷交易都需订立授信评级(按照违约损失率程度)。违约损失率与违约概率相乘产出预期损失(EL),用以对信贷风险进行量化评估。

The obligors for corporate and bank, and retail PD pools are assigned into eight broad obligor ratings including seven grades for non-defaulted obligors with sub-divisions into 26 minor credit grades and one for defaulted obligors. In the supervisory slotting criteria approach for the project finance exposures, there are four grades for non-defaulted borrowers and one for defaulted borrowers in accordance with the HKMA guidance. The estimates for retail IRB portfolios are pooled by nature of obligors, facility types, collateral types and delinquency status into different PD, EAD and LGD pools. This pooling process provides the basis of accurate and consistent estimation for PD, LGD and EAD at the pool level for exposures arising from residential mortgages to both individuals and property-holding shell companies, qualifying revolving retail exposures and other retail exposures to individuals and small business retail exposures. All credit transactions for corporates and banks are assigned facility ratings (in terms of LGD) in accordance with the HKMA guidance. LGD estimates multiplied by the PD estimates produce the expected loss ("EL") estimates, which are used to assess credit risk quantitatively.

未经审核之 **Unaudited Supplementary Financial Information (continued)**
 补充财务资料 (续)

3. 内部评级基准计算法下的信贷风险 (续) **3. Credit risk under the internal ratings-based approach (continued)**

3.1 内部评级系统及风险组成部分 (续) **3.1 The internal rating systems and risk components (continued)**

(A) 内部评级系统结构及内部评级与外部评级对应关系 (续)

每个内部评级按违约风险程度和外部评级对应如下：

(A) The structure of internal rating systems and the relationship between internal ratings and external ratings (continued)

For each internal rating, the equivalent external rating in terms of default risk is as below:

内部信贷级别 Internal Credit Grades	内部评级定义 Definition of Internal Ratings	对应标准普尔评级 Standard & Poor's Equivalent
1	债务人级别“1”和“2”表示极低的违约风险。 债务人履行债务责任的能力非常强。	AAA
2		AA+ AA AA-
3	债务人级别“3”表示低违约风险，但在一定程度上有可能受不利市场环境和经济条件影响，履行债务责任的能力尚强。	A+
		A
		A-
4	债务人级别“4”表示相对较低的违约风险且现在仍有足够保障，但可能受不利经济条件或环境变化影响而削弱其履行债务责任的能力。	BBB+
		BBB
		BBB-
5	债务人级别“5”表示中度违约风险，相对于其他投机级别债务人较少出现脱期还款。 但面对重大、持续不确定性或不利业务、财务、经济条件影响时，可能导致债务人偿还能力不足以履行债务责任。	BB+
		BB
		BB-
6	债务人级别“6”表示显著至很高违约风险及容易出现脱期还款。 债务人目前至短期内尚有履行偿债责任，但不利的业务、财务或经济条件变化将极可能导致无力或不愿履行债务责任。	B+
		B
		B-
7	债务人级别“7”表示极高违约风险且目前相当容易出现脱期还款；债务人能否履行债务责任，取决于是否有有利的业务、财务或经济条件配合；一旦这些条件发生不利变化，即很可能无法履行债务责任。	CCC
		CC
		C
8	债务人级别“8”表示还款违约。	D

未经审核之

Unaudited Supplementary Financial Information (continued)

补充财务资料 (续)

3. 内部评级基准计算法下的信贷风险 (续) **3. Credit risk under the internal ratings-based approach (continued)**

3.1 内部评级系统及风险组成部分 (续)

3.1 The internal rating systems and risk components (continued)

(B) 内部估算值的用途

(B) Use of internal estimates

本集团除使用违约概率估算值于计算企业及银行风险承担的监管资本外，为加强日常所有信贷业务的管理，集团采用违约概率、违约损失率及违约风险承担的估算结果，应用于信贷审批、信贷监控、信贷风险报告及分析等。

Besides using PD estimates for regulatory capital calculation in corporate and bank exposures, the Group uses the PD together with the LGD and EAD estimates in the credit approval, credit monitoring, reporting and analysis of credit risk information, etc., for the purpose of strengthening the daily management on all credit related matters.

(C) 信贷风险缓释工具之管理及确认程序

(C) Process of managing and recognising credit risk mitigation

对于资本管理项下认可的抵押品，本集团在抵押品评估和管理上已制定明确的政策和程序，并符合《银行业（资本）规则》对信贷风险缓释认可抵押品的操作要求。

For those collaterals recognised under capital management, the Group has well-defined policies and procedures for collateral valuation and management which are compliant with the operational requirements for recognised collateral of credit risk mitigation as stated in the Banking (Capital) Rules.

对于采用基础内部评级基准计算法计算资本的信贷风险承担，其认可担保包括由风险权重较交易对手低的银行、企业以及证券公司所提供的担保。本集团在考虑认可抵押品的信贷风险缓释作用后，确定净信贷风险承担和有效的违约损失率。

For the credit exposures adopting FIRB approach for capital calculation purpose, the recognised eligible guarantees include the guarantees provided by banks, corporates and securities firms with a lower risk weights than the counterparty. The Group takes into account the credit risk mitigation effect of recognised collaterals through its determination of the net credit exposures and the effective LGD.

未经审核之

Unaudited Supplementary Financial Information (continued)

补充财务资料 (续)

3. 内部评级基准计算法下的信贷风险 (续) **3. Credit risk under the internal ratings-based approach (continued)**

3.1 内部评级系统及风险组成部分 (续)

3.1 The internal rating systems and risk components (continued)

(C) 信贷风险缓释工具之管理及确认程序(续)

(C) Process of managing and recognising credit risk mitigation (continued)

对于零售内部评级基准计算法计算的信贷风险承担，信贷风险缓释的作用按担保和抵押品性质包含在违约概率或违约损失率的内部风险参数之中。

For retail IRB approach, the effect of the credit risk mitigation is incorporated into the internal risk parameters of PD or LGD depending on the nature of the guarantees and collaterals for calculating the risk exposures.

本集团所用信贷风险缓释工具（用作资本计算的认可抵押品和认可担保）的信贷风险集中性和市场风险集中性处于低水平。

The credit and market risk concentrations within the credit risk mitigation (recognised collateral and guarantees for capital calculation) used by the Group are under a low level.

截至报告日，在计算资本时，除了经中央交易对手结算的场外衍生工具交易外，本集团并无使用任何其他资产负债表内或资产负债表外认可净额计算作为信贷风险缓释工具。本集团亦无使用任何认可信贷衍生工具合约作为信贷风险缓释工具。

Up to the date of report, for capital calculation, except OTC derivative transactions cleared by central counterparties, the Group has not used any other on-balance sheet or off-balance sheet recognised netting for credit risk mitigation. The Group also has not used any recognised credit derivative contracts for credit risk mitigation.

未经审核之

Unaudited Supplementary Financial Information (continued)

补充财务资料 (续)

3. 内部评级基准计算法下的信贷风险 (续) **3. Credit risk under the internal ratings-based approach (continued)**

3.1 内部评级系统及风险组成部分 (续)

3.1 The internal rating systems and risk components (continued)

(D) 内部评级系统控制机制

(D) The control mechanisms used for internal rating systems

本集团已建立了一套完善的控制机制，以确保评级系统（包括在日常业务流程使用风险组成部分以评估信贷风险）的完整性、准确性和一致性。

The Group has established a comprehensive control mechanism to ensure the integrity, accuracy and consistency of the rating systems including the processes for using the risk components in the day-to-day business to assess credit risk.

董事会辖下的风险委员会根据本集团落实新资本协议指导委员会的建议，审批所有内部评级基准计算法的风险计量模型。落实新资本协议指导委员会监督本集团在信贷决策中使用内部评级模型进行风险识别和评估的情况。

All of IRB risk models are approved by the RC of the Board on the recommendation of the Group's Basel Steering Committee ("SC"). The Basel SC supervises the use of these internal rating models for risk identification and assessments in the Group's credit decisions.

未经审核之

Unaudited Supplementary Financial Information (continued)

补充财务资料 (续)

3. 内部评级基准计算法下的信贷风险 (续) **3. Credit risk under the internal ratings-based approach (continued)**

3.1 内部评级系统及风险组成部分 (续)

3.1 The internal rating systems and risk components (continued)

(D) 内部评级系统控制机制 (续)

(D) The control mechanisms used for internal rating systems (continued)

为使风险评级结果达到合理、准确的程度，本集团建立了独立于营销和市场推广单位的评级审批程序。由于内部评级是信贷决策的重要因素，故已实施监控机制以确保评级的完整性、准确性和一致性。对于批发类（企业及银行）信贷组合，内部评级结果通常由独立于营销和市场推广的信贷审核人员负责审批。个别交易在金额小和信贷风险低的情况下，信贷评级则由销售和市场推广单位负责评级核定及批准，并由风险管理部及其他信贷监控单位定期进行贷后检查。

In order to achieve reasonably accurate risk ratings assignment, the Group has established a rating approval process which is independent of the sales and marketing units. Since internal rating is one of the key inputs to credit decision making, a control mechanism is put in place to ensure the integrity, accuracy and consistency of the rating assignment. For the wholesale (corporate and bank) credit portfolio, internal ratings are normally approved by credit officers who are functionally separated from the sales and marketing units. In some cases where the transactions are in small amount and of very low credit risk, the credit ratings can be assigned and approved by staff within the sales and marketing units, subject to the periodic post-approval review of ratings by RMD and other credit monitoring units.

零售组合的评级确定和风险量化过程高度自动化。作为日常信贷评估过程的组成部分，自动评级所需输入数据的准确性和完整性由独立于业务拓展功能的单位负责核实。

The rating assignment and risk quantification process of retail portfolio are highly automated. As an integral part of the daily credit assessment process, the accuracy and completeness of data input for automatic rating assignment are verified by units independent from business development function.

根据本集团信贷风险政策，债务人评级至少每年进行重检。在债务人发生信贷事件的情况下，根据本集团信贷风险政策，须立即进行评级重检。

The obligor rating is reviewed at least annually as required by the Group's credit risk policy. When credit events occur to the obligor, rating review is triggered promptly in accordance with the Group's credit risk policy.

未经审核之

Unaudited Supplementary Financial Information (continued)

补充财务资料 (续)

3. 内部评级基准计算法下的信贷风险 (续) **3. Credit risk under the internal ratings-based approach (continued)**

3.1 内部评级系统及风险组成部分 (续)

3.1 The internal rating systems and risk components (continued)

(D) 内部评级系统控制机制 (续)

(D) The control mechanisms used for internal rating systems (continued)

本集团设定了评级推翻程序，允许信贷分析员考虑评级模型中未能包括的其他相关信贷信息，但从保守及谨慎原则出发，通过评级推翻程序调低债务人评级的幅度不设下限，但调升评级的幅度则有限制，最多不超过2个子级别，且调升理据须限制在事先设定的适当理由清单之内。所有推翻评级需由更高一级的信贷审批授权人签认。内部评级政策设定评级推翻触动点为评级个案的10%。评级推翻的使用和推翻原因的分析作为检查内部评级模型表现的一部分。

Rating override is designed to allow the credit analyst to include any other relevant credit information that has not yet been captured in the rating models. For reasons of conservatism and prudential considerations, overrides are unlimited in terms of downgrades but more restricted for upgrades. All upgrades will be limited to a maximum of two sub-grades supported by a very narrowly pre-defined list of appropriate reasons. All overrides need to be signed off by a higher level of credit approval authority. The internal rating policy sets a trigger point of 10% overrides on rating cases. The use of overrides and override reasons are analysed as part of performance review on IRB rating models.

本集团对内部评级系统的表现进行持续定期监察。高层管理人员定期审查内部评级系统的表现及预测能力。内部评级系统及程序的有效性由独立管控单位负责。模型维护单位对内部评级系统的识别能力、准确性及稳定性进行评估，而模型验证单位对内部评级系统作全面检查。内部审计对内部评级系统和相关的信贷风险管控部门的运作进行检查，检查结果定期向董事会和高层管理人员汇报。

The performance of internal rating system is put under ongoing periodic monitoring. The senior management periodically reviews the performance and predictive ability of the internal rating system. The effectiveness of the internal rating system and processes are reviewed by independent control functions. The model maintenance unit conducts assessment on the discriminatory power, accuracy and stability of the rating systems while the validation unit performs comprehensive review of the internal rating system. Internal audit reviews the internal rating system and the operations of the related credit risk control units. The results of the review are reported to the Board and senior management regularly.

未经审核之

Unaudited Supplementary Financial Information (continued)

补充财务资料 (续)

3. 内部评级基准计算法下的信贷风险 (续) **3. Credit risk under the internal ratings-based approach (continued)**

3.1 内部评级系统及风险组成部分 (续)

3.1 The internal rating systems and risk components (continued)

(D) 内部评级系统控制机制 (续)

(D) The control mechanisms used for internal rating systems (continued)

模型验证团队独立于模型开发单位和评级单位，定期利用定性和定量分析进行模型验证。本集团制定了模型验收标准以确保评级系统的识别能力、准确性和稳定性符合监管及管理要求。如模型的表现能力大幅下降至超出预设容忍限度，则会启动评级模型重检。

A model validation team which is independent from the model development unit and rating assignment units, conducts periodic model validations using both qualitative and quantitative analysis. Model acceptance standards are established to ensure the discriminatory power, accuracy and stability of the rating systems meet regulatory and management requirements. Review of a rating model will be triggered if the performance of the model deteriorates materially against pre-determined tolerance limits.

(E) 减值准备方法

(E) Approach for determining provisions

减值准备方法与本集团会计政策一致，详情请见财务报表附注2.14「金融资产减值」。

The approach in determining provisions is in line with the Group's accounting policies. For details, please refer to Note 2.14 "Impairment of financial assets" to the Financial Statements.

未经审核之 **Unaudited Supplementary Financial Information (continued)** 补充财务资料 (续)

3. 内部评级基准计算法下 **3. Credit risk under the internal ratings-based approach (continued)** 的信贷风险 (续)

3.2 内部评级基准计算法下 **3.2 Exposures by IRB calculation approach** 的风险承担

下表列示本集团除证券化风险承担外采用各种内部评级基准计算法计算的风险承担(包括资产负债表内及资产负债表外的违约风险承担)。

The tables below show the Group's exposures other than securitisation exposures (including the EAD of on-balance sheet exposures and off-balance sheet exposures) by each IRB calculation approach.

		2013				
		基础内部 评级基准 计算法 Foundation IRB Approach	监管分类准则 计算法 Supervisory Slotting Criteria Approach	零售内部 评级基准 计算法 Retail IRB Approach	特定风险 权重计算法 Specific Risk-weight Approach	总风险承担 Total exposures
		港币百万元 HK\$m	港币百万元 HK\$m	港币百万元 HK\$m	港币百万元 HK\$m	港币百万元 HK\$m
企业	Corporate	741,926	851	-	-	742,777
银行	Bank	565,535	-	-	-	565,535
零售	Retail					
个人及空壳公 司住宅按揭 贷款	Residential mortgages to individuals and property- holding shell companies	-	-	211,727	-	211,727
合资格循环 零售	Qualifying revolving retail	-	-	57,868	-	57,868
其他个人零售 及零售小企 业	Other retail to individuals and small business retail	-	-	37,110	-	37,110
其他	Others	-	-	-	196,371	196,371
总计	Total	1,307,461	851	306,705	196,371	1,811,388

未经审核之 **Unaudited Supplementary Financial Information (continued)**
补充财务资料 (续)

3. 内部评级基准计算法下 3. Credit risk under the internal ratings-based approach (continued)
的信贷风险 (续)

3.2 内部评级基准计算法下 3.2 Exposures by IRB calculation approach (continued)
的风险承担 (续)

		2012				
		基础内部 评级基准 计算法 Foundation IRB Approach	监管分类准则 计算法 Supervisory Slotting Criteria Approach	零售内部 评级基准 计算法 Retail IRB Approach	特定风险 权重计算法 Specific Risk-weight Approach	总风险承担 Total exposures
		港币百万元 HK\$m	港币百万元 HK\$m	港币百万元 HK\$m	港币百万元 HK\$m	港币百万元 HK\$m
企业	Corporate	640,927	1,391	-	-	642,318
银行	Bank	429,712	-	-	-	429,712
零售	Retail					
个人及空壳公 司住宅按揭 贷款	Residential mortgages to individuals and property- holding shell companies	-	-	209,677	-	209,677
合资格循环 零售	Qualifying revolving retail	-	-	55,256	-	55,256
其他个人零售 及零售小企 业	Other retail to individuals and small business retail	-	-	31,938	-	31,938
其他	Others	-	-	-	163,857	163,857
总计	Total	<u>1,070,639</u>	<u>1,391</u>	<u>296,871</u>	<u>163,857</u>	<u>1,532,758</u>

未经审核之

Unaudited Supplementary Financial Information (continued)

补充财务资料 (续)

3. 内部评级基准计算法下的信贷风险 (续) 3. Credit risk under the internal ratings-based approach (continued)

3.3 内部评级基准计算法下监管规定估算的风险承担

3.3 Exposures subject to supervisory estimates under the IRB approach

下表列示本集团采用内部评级基准计算法下受监管规定估算的总违约风险承担 (包括监管分类准则计算法下的专门性借贷)。

The table below shows the total EAD of the Group's exposures subject to supervisory estimates under the use of IRB approach (including the specialised lending subject to the supervisory slotting criteria approach).

		2013	2012
		港币百万元	港币百万元
		HK\$m	HK\$m
企业	Corporate	742,777	642,318
银行	Bank	565,535	429,712
其他	Others	196,371	163,857
		1,504,683	1,235,887

3.4 受信贷风险缓释工具保障的风险承担

3.4 Exposures covered by credit risk mitigation used

(A) 受认可抵押保障的风险承担

(A) Exposures covered by recognised collateral

下表列示本集团按照《银行业(资本)规则》的规定作出扣减后受认可抵押保障的风险承担 (已计及任何资产负债表内或资产负债表外认可净额计算法的影响)。于2013年12月31日的风险承担不包括证券融资交易及衍生工具合约, 而于2012年12月31日的风险承担则并不包括场外衍生工具交易及回购形式交易。

The table below shows the Group's exposures (after the effect of any on-balance sheet or off-balance sheet recognised netting) which are covered by recognised collateral after the application of haircuts required under the Banking (Capital) Rules. The exposures as at 31 December 2013 exclude securities financing transactions and derivative contracts while those as at 31 December 2012 exclude OTC derivative transactions and repo-style transactions.

		2013	2012
		港币百万元	港币百万元
		HK\$m	HK\$m
企业	Corporate	107,841	97,907
银行	Bank	1,889	440
其他	Others	-	-
		109,730	98,347

未经审核之

Unaudited Supplementary Financial Information (continued)

补充财务资料 (续)

3. 内部评级基准计算法下的信贷风险 (续) 3. Credit risk under the internal ratings-based approach (continued)

3.4 受信贷风险缓释工具保障的风险承担 (续)

3.4 Exposures covered by credit risk mitigation used (continued)

(B) 受认可担保保障的风险承担

(B) Exposures covered by recognised guarantees

下表列示本集团按照《银行业(资本)规则》的规定作出扣减后受认可担保保障的风险承担(已计及任何资产负债表内或资产负债表外认可净额计算法的影响)。于2013年12月31日的风险承担不包括证券融资交易及衍生工具合约, 而于2012年12月31日的风险承担则并不包括场外衍生工具交易及回购形式交易。

The table below shows the Group's exposures (after the effect of any on-balance sheet or off-balance sheet recognised netting) which are covered by recognised guarantees after the application of haircuts required under the Banking (Capital) Rules. The exposures as at 31 December 2013 exclude securities financing transactions and derivative contracts while those as at 31 December 2012 exclude OTC derivative transactions and repo-style transactions.

		2013	2012
		港币百万元	港币百万元
		HK\$m	HK\$m
企业	Corporate	142,723	20,834
银行	Bank	17,406	17,451
零售	Retail	-	-
其他	Others	-	-
		160,129	38,285

未经审核之

Unaudited Supplementary Financial Information (continued)

补充财务资料 (续)

3. 内部评级基准计算法下的信贷风险 (续) 3. Credit risk under the internal ratings-based approach (continued)

3.5 内部评级基准计算法下企业及银行风险承担的风险评估

下表列示本集团于 12 月 31 日各债务人等级的风险承担加权平均风险权重和风险承担加权平均违约概率之企业及银行总违约风险承担。

以下企业及银行之违约风险承担及违约概率已计及认可抵押、认可净额计算及认可担保的影响，而本集团并无任何认可信贷衍生工具合约。

有关各债务人等级的定义，请见第 337 页。

(A) 企业风险承担 (不包括采用监管分类准则计算法的专门性借贷)

3.5 Risk assessment for corporate and bank exposures under IRB approach

The tables below detail the Group's total EAD of corporate and bank exposures by exposure-weighted average risk-weight and exposure-weighted average PD for each obligor grade as at 31 December.

The EAD and PD disclosed below in respect of corporate and bank exposures have taken into account the effect of recognised collateral, recognised netting and recognised guarantees. The Group did not have any recognised credit derivative contracts.

For definition of each obligor grade, please refer to page 337.

(A) Corporate exposures (other than specialised lending under supervisory slotting criteria approach)

内部信贷级别	Internal Credit Grades	2013		
		违约风险承担 Exposure at default 港币百万元 HK\$m	风险承担加权 平均风险权重 Exposure- weighted average risk-weight %	风险承担加权 平均违约概率 Exposure- weighted average PD %
级别 1	Grade 1	-	-	-
级别 2	Grade 2	20,498	20.38	0.03
级别 3	Grade 3	177,400	26.72	0.08
级别 4	Grade 4	254,284	44.08	0.23
级别 5	Grade 5	193,997	78.28	1.07
级别 6	Grade 6	92,999	132.60	5.54
级别 7	Grade 7	492	211.60	22.51
级别 8 / 违约	Grade 8/Default	2,256	162.90	100.00
		741,926		

未经审核之

Unaudited Supplementary Financial Information (continued)

补充财务资料 (续)

3. 内部评级基准计算法下 3. Credit risk under the internal ratings-based approach (continued)
 的信贷风险 (续)

3.5 内部评级基准计算法下企业
 及银行风险承担的风险
 评估 (续)

3.5 Risk assessment for corporate and bank exposures under IRB approach (continued)

(A) 企业风险承担 (不包括
 采用监管分类准则
 计算法的专门性借
 贷) (续)

(A) Corporate exposures (other than specialised lending under supervisory slotting
 criteria approach) (continued)

内部信贷级别	Internal Credit Grades	2012		
		违约风险承担 Exposure at default 港币百万元 HK\$m	风险承担加权 平均风险权重 Exposure- weighted average risk-weight %	风险承担加权 平均违约概率 Exposure- weighted average PD %
级别 1	Grade 1	-	-	-
级别 2	Grade 2	22,607	16.14	0.04
级别 3	Grade 3	163,693	24.50	0.07
级别 4	Grade 4	152,425	45.17	0.25
级别 5	Grade 5	199,136	84.56	1.20
级别 6	Grade 6	100,041	133.52	5.59
级别 7	Grade 7	1,272	220.60	26.72
级别 8 / 违约	Grade 8/Default	1,753	153.97	100.00
		640,927		

未经审核之
补充财务资料 (续)

Unaudited Supplementary Financial Information (continued)

3. 内部评级基准计算法下的信贷风险 (续) **3. Credit risk under the internal ratings-based approach (continued)**

3.5 内部评级基准计算法下企业及银行风险承担的风险评估 (续) **3.5 Risk assessment for corporate and bank exposures under IRB approach (continued)**

(B) 企业风险承担 (采用监管分类准则计算法的专门性借贷)

(B) Corporate exposures (specialised lending under supervisory slotting criteria approach)

监管评级级别	Supervisory Rating Grades	2013		2012	
		违约风险承担 Exposure at default 港币百万元 HK\$m	风险承担 加权平均风险权重 Exposure- weighted average risk-weight %	违约风险承担 Exposure at default 港币百万元 HK\$m	风险承担 加权平均风险权重 Exposure- weighted average risk-weight %
优	Strong	171	70.00	16	70.00
良	Good	-	-	953	90.00
尚可	Satisfactory	680	115.00	422	115.00
欠佳	Weak	-	-	-	-
违约	Default	-	-	-	-
		851		1,391	

专门性借贷的监管评级级别及风险权重乃根据《银行业(资本)规则》第158条的规定而厘定。

The supervisory rating grades and risk-weights of specialised lending are determined in accordance with section 158 of the Banking (Capital) Rules.

未经审核之

Unaudited Supplementary Financial Information (continued)

补充财务资料 (续)

3. 内部评级基准计算法下 3. Credit risk under the internal ratings-based approach (continued)
的信贷风险 (续)

3.5 内部评级基准计算法下企业 3.5 Risk assessment for corporate and bank exposures under IRB approach (continued)
及银行风险承担的风险
评估 (续)

(C) 银行风险承担

(C) Bank exposures

内部信贷级别	Internal Credit Grades	2013		
		违约风险承担 Exposure at default 港币百万元 HK\$m	风险承担加权 平均风险权重 Exposure- weighted average risk-weight %	风险承担加权 平均违约概率 Exposure- weighted average PD %
级别 1	Grade 1	-	-	-
级别 2	Grade 2	63,883	22.22	0.04
级别 3	Grade 3	388,691	29.85	0.06
级别 4	Grade 4	106,471	52.82	0.19
级别 5	Grade 5	6,446	80.23	0.68
级别 6	Grade 6	44	132.12	2.78
级别 7	Grade 7	-	-	-
级别 8 / 违约	Grade 8/Default	-	-	-
		565,535		

内部信贷级别	Internal Credit Grades	2012		
		违约风险承担 Exposure at default 港币百万元 HK\$m	风险承担加权 平均风险权重 Exposure- weighted average risk-weight %	风险承担加权 平均违约概率 Exposure- weighted average PD %
级别 1	Grade 1	-	-	-
级别 2	Grade 2	41,148	16.89	0.04
级别 3	Grade 3	314,401	22.34	0.06
级别 4	Grade 4	72,441	41.53	0.20
级别 5	Grade 5	1,711	62.29	0.56
级别 6	Grade 6	11	53.36	5.02
级别 7	Grade 7	-	-	-
级别 8 / 违约	Grade 8/Default	-	-	-
		429,712		

未经审核之 **Unaudited Supplementary Financial Information (continued)**
补充财务资料 (续)

3. 内部评级基准计算法下 3. Credit risk under the internal ratings-based approach (continued)
的信贷风险 (续)

3.6 内部评级基准计算法下零售风险承担的风险评估

下表列示于 12 月 31 日按预期损失百分比组合的零售风险承担:

3.6 Risk assessment for retail exposures under IRB approach

The tables below show breakdown of retail exposures on a pool basis by expected loss percentage (EL%) range as at 31 December.

住宅按揭

Residential mortgages

		<u>2013</u>	<u>2012</u>
		港币百万元 HK\$'m	港币百万元 HK\$'m
最多至1%	Up to 1%	210,430	208,576
>1%	>1%	1,199	969
违约	Default	98	132
		<u>211,727</u>	<u>209,677</u>

合资格循环零售

Qualifying revolving retail

		<u>2013</u>	<u>2012</u>
		港币百万元 HK\$'m	港币百万元 HK\$'m
最多至10%	Up to 10%	57,269	54,610
>10%	>10%	575	624
违约	Default	24	22
		<u>57,868</u>	<u>55,256</u>

其他零售

Other retail

		<u>2013</u>	<u>2012</u>
		港币百万元 HK\$'m	港币百万元 HK\$'m
最多至2%	Up to 2%	27,513	21,895
>2%	>2%	348	248
违约	Default	81	78
		<u>27,942</u>	<u>22,221</u>

未经审核之

Unaudited Supplementary Financial Information (continued)

补充财务资料 (续)

3. 内部评级基准计算法下的信贷风险 (续) 3. Credit risk under the internal ratings-based approach (continued)

3.6 内部评级基准计算法下零售风险承担的风险评估 (续)

3.6 Risk assessment for retail exposures under IRB approach (continued)

零售小企业

Small business retail

		2013	2012
		港币百万元	港币百万元
		HK\$'m	HK\$'m
最多至1%	Up to 1%	8,936	9,459
>1%	>1%	175	209
违约	Default	57	49
		9,168	9,717

3.7 实际损失及估算值的分析

3.7 Analysis of actual loss and estimates

下表按风险承担类别列示实际损失。实际损失是指年内内部评级基准计算法下各个风险承担类别提拨的净拨备(包括撇销及个别评估减值准备)：

The table below shows the actual losses broken down by class of risk exposure, which represent the net charges (including write-offs and individually assessed impairment allowances) made by each class of exposures under the internal ratings-based approach for the year.

		2013	2012
		港币百万元	港币百万元
		HK\$'m	HK\$'m
企业	Corporate	285	488
银行	Bank	-	-
个人及空壳公司住宅按揭贷款	Residential mortgages to individuals and property-holding shell companies	-	-
合资格循环零售	Qualifying revolving retail	159	127
其他个人零售	Other retail to individuals	12	12
零售小企业	Small business retail	21	12
		477	639

企业暴露贷款减值支出的减少, 主要因 2013 年之新增特定分类或减值贷款金额减少。

Decrease in the loan impairment charge of corporate exposures was mainly due to the decrease in the amount of new classified or impaired loans in 2013.

未经审核之

Unaudited Supplementary Financial Information (continued)

补充财务资料 (续)

3. 内部评级基准计算法下的信贷风险 (续) 3. Credit risk under the internal ratings-based approach (continued)

3.7 实际损失及估算值的分析 (续) 3.7 Analysis of actual loss and estimates (continued)

下表按风险承担类别列示预期损失。预期损失是指债务人就有关风险承担于一年期内可能因违约引致的估计损失。

The table below shows the expected loss broken down by class of risk exposure, which is the estimated loss likely to be incurred arising from the potential default of the obligors in respect of the exposure over a one-year period.

		2012年12月31日 预期损失 Expected loss at 31 December 2012 港币百万元 HK\$'m	2011年12月31日 预期损失 Expected loss at 31 December 2011 港币百万元 HK\$'m
企业	Corporate	4,428	2,914
银行	Bank	164	189
个人及空壳公司住宅按揭 贷款	Residential mortgages to individuals and property-holding shell companies	98	93
合格循环零售	Qualifying revolving retail	329	309
其他个人零售	Other retail to individuals	84	111
零售小企业	Small business retail	31	32
		5,134	3,648

未经审核之 **Unaudited Supplementary Financial Information (continued)**
补充财务资料 (续)

3. 内部评级基准计算法下 3. Credit risk under the internal ratings-based approach (continued)
的信贷风险 (续)

3.7 实际损失及估算值的分析 3.7 Analysis of actual loss and estimates (continued)
(续)

下表是各组合的实际违约率与估算违约概率的对比。

The tables below set out the actual default rate compared against the estimated PD of the respective portfolio.

		2013 年间 实际违约率 Actual default rate during 2013 %	2012 年 12 月 31 日 估算违约概率 Estimated PD at 31 December 2012 %
企业	Corporate	0.33	1.88
银行	Bank	-	0.48
个人及空壳公司住宅按揭 贷款	Residential mortgages to individuals and property-holding shell companies	0.04	0.62
合格循环零售	Qualifying revolving retail	0.17	0.60
其他个人零售	Other retail to individuals	0.61	1.70
零售小企业	Small business retail	0.69	1.35

		2012 年间 实际违约率 Actual default rate during 2012 %	2011 年 12 月 31 日 估算违约概率 Estimated PD at 31 December 2011 %
企业	Corporate	0.49	1.81
银行	Bank	-	0.48
个人及空壳公司住宅按揭 贷款	Residential mortgages to individuals and property-holding shell companies	0.04	0.62
合格循环零售	Qualifying revolving retail	0.17	0.61
其他个人零售	Other retail to individuals	0.76	1.75
零售小企业	Small business retail	0.58	1.34

未经审核之

Unaudited Supplementary Financial Information (continued)

补充财务资料 (续)

3. 内部评级基准计算法下的信贷风险 (续) 3. Credit risk under the internal ratings-based approach (continued)

3.7 实际损失及估算值的分析 (续)

3.7 Analysis of actual loss and estimates (continued)

预期损失和实际损失采用不同的方法进行量度和计算，以符合相关的监管规定和会计准则，因此未必可作直接相比较。此限制主要源于对「损失」的定义的基本差异。预期损失在巴塞尔资本协定是测算债务人违约的潜在经济损失，并已考虑金钱的时间值及包括催收过程中与收回信贷风险承担相关的直接及间接成本；而实际损失是指于年度内根据会计准则按个别评估计算的减值准备净拨备及核销。

实际违约率的量度是使用违约的债务人数目（批发风险承担）或账户数目（零售风险承担）；而估算违约概率则是一个经济周期的长期平均违约率的估算，并从评级日预计一年期内的预期违约概率。

因此，由于经济情况围绕周期性平均水平而上下波动，某年的（「特定时点」）实际违约率通常会不同于贯穿周期的估算违约概率。

各资产类别的估算违约概率较实际违约率保守。

It should be noted that expected loss and actual loss are measured and calculated using different methodologies compliant with relevant regulatory and accounting standards, which therefore may not be directly comparable. The limitation arises mainly from the fundamental differences in the definition of "loss". The expected loss under Basel Accord which estimates the economic loss arising from the potential default of the obligor by taking into account the time value of money and including the direct and indirect costs associated with the recoveries on the credit exposures during the workout process, while actual loss is the net charge of individually assessed impairment allowances and write-offs made during the year in accordance with the accounting standards.

The actual default rate is measured by using the number of obligors (for wholesale exposures) or number of accounts (for retail exposures) defaulted whereas the estimated probability of default is an estimate of the long run average default rate over an economic cycle and is the estimated one-year forward-looking PD from the date of rating assignment.

Hence, actual default rate in a particular year ("point-in-time") will typically differ from the estimated probability of default which is the "through-the-cycle" estimates as economies move above or below the cyclical norms.

The estimated probability of default is more conservative than the actual default rate for all asset classes.

未经审核之
补充财务资料 (续)

Unaudited Supplementary Financial Information (continued)

4. 标准 (信贷风险) 计算法下的信贷风险 4. Credit risk under the standardised (credit risk) approach

4.1 外部信贷评估机构
(ECAI) 评级的使用

4.1 Use of ratings from External Credit Assessment Institutions (“ECAI”)

本集团继续采用标准 (信贷风险) 计算法并以外部信用评级为依据, 确定经金管局审批同意豁免使用基础内部评级基准计算法之小部分信贷风险承担以及以下资产分类之风险承担的信贷风险权重:

The Group continues to adopt STC approach based on external credit rating to determine the risk weight of the small residual credit exposures that was approved by HKMA to be exempted from FIRB approach and the following asset classes of exposures:

- 官方实体
- 公营单位
- 多边发展银行

- Sovereign
- Public sector entity
- Multilateral development bank

本集团按《银行业 (资本) 规则》第 4 部分规定的对应标准, 使用外部信贷评估机构发行人评级对应银行账的风险承担。本集团认可的外部信贷评估机构包括标准普尔、穆迪和惠誉。

The Group performs the ECAI issuer ratings mapping to its exposures in banking book in accordance with Part 4 of the Banking (Capital) Rules. The ECAIs recognised by the Group include Standard & Poor’s, Moody’s and Fitch.

4.2 信贷风险缓释

4.2 Credit risk mitigation

对于采用标准 (信贷风险) 计算法的信贷风险承担, 非逾期风险承担的主要认可抵押品类型包括现金存款、债务证券及股票。此外, 房地产可作为逾期信贷风险承担的认可抵押品。本集团对认可押品的处理符合《银行业 (资本) 规则》中综合法计算信贷风险缓释效应的要求。按标准 (信贷风险) 计算法计算信贷风险承担资本要求时, 认可担保人包括由风险权重较交易对手低的官方实体、公营单位、多边发展银行或已被豁免使用基础内部评级基准计算信贷风险承担范围内的银行及具有外部信贷评估机构发行人评级的企业。

For credit exposures adopting STC approach, the main types of recognised collaterals include cash deposits, debt securities and equities for non-past due exposures. In addition, real estate collateral is also recognised for past due exposures. The treatment of recognised collateral is compliant with the comprehensive approach for credit risk mitigation as mentioned in the Banking (Capital) Rules. For credit exposures under STC approach, the recognised guarantees for capital calculation include the guarantees given by sovereigns, public sector entities, multilateral development banks, or banks and those corporates with ECAI issuer ratings both exempted from FIRB approach for credit exposures, that have lower risk weights than the counterparty.

未经审核之
补充财务资料 (续)

Unaudited Supplementary Financial Information (continued)

4. 标准 (信贷风险) 计算法下的信贷风险 (续)

4. Credit risk under the standardised (credit risk) approach (continued)

4.3 除证券化风险承担外标准 (信贷风险) 计算法下的信贷风险承担

4.3 Credit risk exposures other than securitisation exposures under the standardised (credit risk) approach

		2013						
		信贷风险 缓释后金额*		风险加权数额			认可担保或 认可信贷 衍生工具 合约涵盖部分 Total exposures covered by recognised Total guarantees or recognised credit derivatives contracts	
风险承担 总额		Exposures after CRM*		Risk-weighted amount			认可抵押品 涵盖部分 Total exposures covered by recognised collateral	
Total Exposures		获评级 Rated	不获评级 Unrated	获评级 Rated	不获评级 Unrated	获评级 Rated	不获评级 Unrated	
港币百万元 HK\$m		港币百万元 HK\$m	港币百万元 HK\$m	港币百万元 HK\$m	港币百万元 HK\$m	港币百万元 HK\$m	港币百万元 HK\$m	
资产负债表内风险承担	On-balance sheet exposures							
官方实体	Sovereign	193,015	194,586	-	1,026	-	-	
公营单位	Public sector entity	26,605	26,530	-	784	-	191	
多边发展银行	Multilateral development bank	21,096	21,096	-	-	-	-	
银行	Bank	508	362	146	74	146	-	
证券公司	Securities firm	-	-	-	-	-	-	
企业	Corporate	11,424	1,572	8,241	844	8,241	231	
现金项目	Cash item	1	-	1	-	-	-	
监管零售	Regulatory retail	8,987	-	8,762	-	6,572	225	
住宅按揭贷款	Residential mortgage loans	8,665	-	8,549	-	4,274	-	
不属逾期风险承担的其他风险承担	Other exposures which are not past due	3,335	-	2,826	-	3,600	509	
逾期风险承担	Past due exposures	47	-	47	-	55	30	
资产负债表内风险承担 总额	Total for on-balance sheet exposures	273,683	244,146	28,572	2,728	22,888	995	
资产负债表外风险承担	Off-balance sheet exposures							
除证券融资交易及衍生工具合约外的资产负债表外风险承担	Off-balance sheet exposures other than securities financing transactions and derivative contracts	4,425	1,847	2,578	424	2,489	-	
证券融资交易及衍生工具合约	Securities financing transactions and derivative contracts	404	13	391	1	268	39	
资产负债表外风险承担 总额	Total for off-balance sheet exposures	4,829	1,860	2,969	425	2,757	39	
非证券化风险承担总额	Total for non-securitisation exposures	278,512	246,006	31,541	3,153	25,645	1,034	
1,250%风险权重的风险承担总额	Exposures that are risk-weighted at 1,250%	-	-	-	-	-	-	

未经审核之 Unaudited Supplementary Financial Information (continued)

补充财务资料 (续)

4. 标准 (信贷风险) 计算法下的信贷风险 (续) 4. Credit risk under the standardised (credit risk) approach (continued)

4.3 除证券化风险承担外标准 (信贷风险) 计算法下的信贷风险承担 (续) 4.3 Credit risk exposures other than securitisation exposures under the standardised (credit risk) approach (continued)

		2012							
		信贷风险 缓释后金额*		风险加权数额		Total exposures covered by recognised collateral		认可担保或 认可信贷 衍生工具 合约涵盖部分 Total exposures covered by recognised guarantees or recognised credit derivative contracts	
风险承担 总额		获评级 Rated	不获评级 Unrated	获评级 Rated	不获评级 Unrated	获评级 Rated	不获评级 Unrated		
Exposures		港币百万元 HK\$m	港币百万元 HK\$m	港币百万元 HK\$m	港币百万元 HK\$m	港币百万元 HK\$m	港币百万元 HK\$m	港币百万元 HK\$m	
资产负债表内风险承担	On-balance sheet exposures								
官方实体	Sovereign	237,263	238,873	-	16,662	-	-	-	
公营单位	Public sector entity	24,584	24,437	-	538	-	-	193	
多边发展银行	Multilateral development bank	21,769	21,769	-	-	-	-	-	
银行	Bank	382	382	-	78	-	-	-	
证券公司	Securities firm	-	-	-	-	-	-	-	
企业	Corporate	19,683	9,133	8,927	5,520	8,927	206	1,417	
监管零售	Regulatory retail	6,431	-	6,317	-	4,737	114	-	
住宅按揭贷款	Residential mortgage loans	5,812	-	5,766	-	2,883	-	46	
不属逾期风险承担的	Other exposures which are								
其他风险承担	not past due	1,560	-	1,317	-	1,317	243	-	
逾期风险承担	Past due exposures	31	-	31	-	39	-	-	
资产负债表内风险承担 总额	Total for on-balance sheet exposures	317,515	294,594	22,358	22,798	17,903	563	1,656	
资产负债表外风险承担	Off-balance sheet exposures								
除场外衍生工具交易 及信贷衍生工具合 约外的资产负债表 外风险承担	Off-balance sheet exposures other than OTC derivative transactions and credit derivative contracts	4,682	1,924	2,758	231	2,655	754	386	
场外衍生工具交易	OTC derivative transactions	144	62	82	4	80	-	-	
资产负债表外风险承担 总额	Total for off-balance sheet exposures	4,826	1,986	2,840	235	2,735	754	386	
非证券化风险承担总额	Total for non-securitisation exposures	322,341	296,580	25,198	23,033	20,638	1,317	2,042	
从核心资本或附加资本 扣除的风险承担总额	Exposures deducted from Core Capital or Supplementary Capital							116	

* 认可信贷风险缓释符合《银行业(资本)规则》订定的要求及条件。 * Recognised credit risk mitigation satisfying the requirements and conditions set out in the Banking (Capital) Rules.

未经审核之

Unaudited Supplementary Financial Information (continued)

补充财务资料 (续)

5. 交易对手信贷风险相关承担 **5. Counterparty credit risk-related exposures**

本集团在交易账及银行账下来自衍生工具合约及证券融资交易之交易对手信贷风险的风险管理架构，与财务报表附注 4 所述一致。本集团通过一般信贷审批程序核定交易对手之信贷额度以控制衍生工具交易结算前风险，及结算额度以控制在交易账及银行账下与外汇交易有关的结算风险。本集团采用现行风险承担及潜在风险承担方法监察因市场变动产生风险承担。风险管理部密切和及时地识别与监控任何例外及超额情况。

交易对手信贷风险承担的信贷等值数额及资本要求按监管资本规定而决定。目前，本集团采用现行风险承担方法计量相关信贷等值数额，包括现行风险承担和潜在风险承担。相关交易对手违约风险资本要求按基础内部评级基准算法 / 标准 (信贷风险) 算法计算。另外，本集团采用标准信贷估值调整方法，计算相关交易对手信贷估值调整资本要求。

本集团已为证券融资交易下之抵押债务证券制定审慎的认可准则及抵押折扣率。

本集团根据交易对手的违约概率及逾期时间制定了授信资产分类政策。若有客观证据证明一项资产减值损失已出现，将根据香港财务报告准则及监管要求进行资产减值准备。

在错向风险 (交易对手的违约概率与由交易市价带动的信贷风险承担呈正向关系的风险) 的管理与监察上，原则上不允许叙做存在特定错向风险的交易，并制定措施监控透过压力测试识别的潜在一般错向风险的交易对手。

The Group's counterparty credit risk arising from derivative contracts and securities financing transactions both in trading and banking book is subject to the same risk management framework as mentioned in Note 4 to the Financial Statements. The Group establishes credit limit through formal credit approval procedures to control the pre-settlement credit risk arising from derivative transactions and settlement limit to control the settlement risk arising from foreign exchange-related transactions for counterparties in both the trading book and banking book. The Group monitors the risk exposure due to fluctuations in the market by using the current exposure and the potential exposure value of the transactions. Exceptions or excesses are timely and closely identified and monitored by RMD.

Credit equivalent amount and capital charge for the relevant counterparty credit exposures are determined following the regulatory capital requirements. Currently, the Group has adopted the Current Exposure Method to measure the relevant credit equivalent amount, which comprises current exposures and potential future exposures. The relevant counterparty default risk capital charge is calculated under the FIRB/STC approach. In addition, the Group has adopted standardised credit valuation adjustment ("CVA") method to calculate the relevant counterparty CVA capital charge.

The Group establishes prudent eligibility criteria and haircut policy of debt securities being pledged as collateral for securities financing transactions.

The Group formulates policy for classification of credit assets according to the PD of counterparties and the period of overdue. If there is objective evidence that an impairment loss has been incurred, impairment allowance will be provided according to HKFRS and regulatory requirements.

In controlling and monitoring of wrong-way risk (risk of existence of positive correlation between the PD of a counterparty and credit exposures driven by mark-to-market value of the underlying transactions), specific wrong-way risk transactions are generally not allowed and monitoring measures have been formulated for those counterparties identified by stress testing that would be exposed to potential general wrong-way risk.

未经审核之

Unaudited Supplementary Financial Information (continued)

补充财务资料 (续)

5. 交易对手信贷风险相关 5. Counterparty credit risk-related exposures (continued)
承担 (续)

5.1 内部评级基准计算法下的
交易对手信贷风险承担

5.1 Counterparty credit risk exposures under the internal ratings-based approach

下表概述本集团采用现行风险承担方法计算与对手进行证券融资交易及衍生工具合约所产生的风险承担，并且没有有效跨产品净额结算协议的影响。

The following table summarises the Group's exposures to counterparty credit risk arising from securities financing transactions and derivative contracts calculated using the Current Exposure Method. There is no effect of valid cross-product netting agreements on these exposures.

		2013	
		证券融资交易 Securities financing transactions 港币百万元 HK\$m	衍生工具合约 Derivative contracts 港币百万元 HK\$m
总正数公平值	Gross total positive fair value		11,078
已将有效双边净额结算协议的影响计算在内之违约风险的风险承担	Default risk exposures after the effect of valid bilateral netting agreements	4,220	22,719
减：认可抵押品	Less: Value of recognised collateral		
- 债券	- debt securities	(314)	-
- 其他	- others	(3,362)	(2,117)
已将有效双边净额结算协议的影响计算在内之违约风险的扣减认可抵押品后风险承担	Default risk exposures after the effect of valid bilateral netting agreements net of recognised collateral	544	20,602
以交易对手类别分类之违约风险的风险承担	Default risk exposures by counterparty type		
企业	Corporate	-	1,135
银行	Banks	4,220	21,584
零售	Retail	-	-
其他	Others	-	-
		4,220	22,719
以交易对手类别分类之风险加权数额	Risk-weighted amounts by counterparty type		
企业	Corporate	-	917
银行	Banks	265	5,760
零售	Retail	-	-
其他	Others	-	-
		265	6,677

未经审核之

Unaudited Supplementary Financial Information (continued)

补充财务资料 (续)

5. 交易对手信贷风险相关承担 (续) 5. Counterparty credit risk-related exposures (continued)

5.1 内部评级基准计算法下的交易对手信贷风险承担 (续)

5.1 Counterparty credit risk exposures under the internal ratings-based approach (continued)

下表概述本集团与对手达成的场外交易衍生工具所产生的风险承担。相关信贷等值数额并无有效双边净额结算协议的影响。

The following table summarises the Group's exposures to counterparty credit risk arising from OTC derivative. There is no effect of valid bilateral netting agreements on the credit equivalent amounts.

		2012
		场外交易衍生工具 OTC derivative
		港币百万元 HK\$m
总正数公平值	Gross total positive fair value	12,884
信贷等值数额	Credit equivalent amounts	22,591
减: 认可抵押品	Less: Value of recognised collateral	
- 债券	- debt securities	-
- 其他	- others	-
信贷等值净额	Net credit equivalent amounts	22,591
以交易对手类别分类之违约风险承担	Exposure at default by counterparty type	
企业	Corporate	797
银行	Banks	21,794
零售	Retail	-
其他	Others	-
		22,591
以交易对手类别分类之风险加权数额	Risk-weighted amounts by counterparty type	
企业	Corporate	509
银行	Banks	4,443
零售	Retail	-
其他	Others	-
		4,952

于2012年12月31日, 在内部评级基准计算法下并无尚未完结回购形式交易。

There were no outstanding repo-style transactions under the internal ratings-based approach as at 31 December 2012.

未经审核之

Unaudited Supplementary Financial Information (continued)

补充财务资料 (续)

5. 交易对手信贷风险相关承担 (续) 5. Counterparty credit risk-related exposures (continued)

5.2 标准 (信贷风险) 计算法下的交易对手信贷风险承担

5.2 Counterparty credit risk exposures under the standardised (credit risk) approach

下表概述本集团采用现行风险承担方法计算与对手进行衍生工具合约所产生的风险承担, 并且没有有效跨产品净额结算协议的影响。

The following table summarises the Group's exposures to counterparty credit risk arising from derivative contracts calculated using the Current Exposure Method. There is no effect of valid cross-product netting agreements on these exposures.

		2013
		衍生工具合约
		Derivative contracts
		港币百万元
		HK\$m
总正数公平值	Gross total positive fair value	118
已将有有效双边净额结算协议的影响计算在内之违约风险的风险承担	Default risk exposures after the effect of valid bilateral netting agreements	404
减: 认可抵押品	Less: Value of recognised collateral	
- 债券	- debt securities	-
- 其他	- others	(39)
已将有有效双边净额结算协议的影响计算在内之违约风险的扣减认可抵押品后风险承担	Default risk exposures after the effect of valid bilateral netting agreements net of recognised collateral	365

未经审核之 **Unaudited Supplementary Financial Information (continued)**
补充财务资料 (续)

5. 交易对手信贷风险相关 5. Counterparty credit risk-related exposures (continued)
承担 (续)

5.2 标准 (信贷风险) 计算法 5.2 Counterparty credit risk exposures under the standardised (credit risk) approach
下的交易对手信贷风险 (continued)
承担 (续)

		2013
		衍生工具合约
		Derivative contracts
		港币百万元
		HK\$m
Default risk exposures by counterparty type		
以交易对手类别分类之违约风险的风险承担		
官方实体	Sovereign	73
公营单位	Public sector entity	3
银行	Bank	-
企业	Corporate	213
监管零售	Regulatory retail	113
不属逾期风险承担的其他风险承担	Other exposures which are not past due exposures	2
逾期风险承担	Past due exposures	-
		404
Risk-weighted amounts by counterparty type		
以交易对手类别分类之风险加权数额		
官方实体	Sovereign	8
公营单位	Public sector entity	1
银行	Bank	-
企业	Corporate	173
监管零售	Regulatory retail	85
不属逾期风险承担的其他风险承担	Other exposures which are not past due exposures	2
逾期风险承担	Past due exposures	-
		269

于 2013 年 12 月 31 日，在标准 (信贷风险) 计算法下并无尚未完结的证券融资交易。

There were no outstanding securities financing transactions under the standardised (credit risk) approach as at 31 December 2013.

未经审核之

Unaudited Supplementary Financial Information (continued)

补充财务资料 (续)

5. 交易对手信贷风险相关承担 (续) 5. Counterparty credit risk-related exposures (continued)

5.2 标准 (信贷风险) 计算法下的交易对手信贷风险承担 (续)

下表概述本集团与对手达成的场外交易衍生工具所产生的风险承担。相关信贷等值数额并无有效双边净额结算协议的影响。

5.2 Counterparty credit risk exposures under the standardised (credit risk) approach (continued)

The following table summarises the Group's exposures to counterparty credit risk arising from OTC derivative. There is no effect of valid bilateral netting agreements on the credit equivalent amounts.

		2012
		场外交易衍生工具 OTC derivative
		港币百万元 HK\$m
总正数公平值	Gross total positive fair value	41
信贷等值数额	Credit equivalent amounts	144
减: 认可抵押品	Less: Value of recognised collateral	
- 债券	- debt securities	-
- 其他	- others	-
信贷等值净额	Net credit equivalent amounts	144
以交易对手类别分类之信贷等值数额于扣减认可抵押品后净额	Credit equivalent amounts net of recognised collateral by counterparty type	
官方实体	Sovereign	51
公营单位	Public sector entity	5
银行	Bank	5
企业	Corporate	75
监管零售	Regulatory retail	8
不属逾期风险承担的其他风险承担	Other exposures which are not past due exposures	-
逾期风险承担	Past due exposures	-
		144
以交易对手类别分类之风险加权数额	Risk-weighted amounts by counterparty type	
官方实体	Sovereign	-
公营单位	Public sector entity	1
银行	Bank	3
企业	Corporate	74
监管零售	Regulatory retail	6
不属逾期风险承担的其他风险承担	Other exposures which are not past due exposures	-
逾期风险承担	Past due exposures	-
		84

未经审核之

Unaudited Supplementary Financial Information (continued)

补充财务资料 (续)

5. 交易对手信贷风险相关承担 (续) 5. Counterparty credit risk-related exposures (continued)

5.2 标准 (信贷风险) 计算法下的交易对手信贷风险承担 (续)

5.2 Counterparty credit risk exposures under the standardised (credit risk) approach (continued)

于 2012 年 12 月 31 日, 在标准 (信贷风险) 计算法下并无尚未完结的回购形式交易。

There were no outstanding repo-style transactions under the standardised (credit risk) approach as at 31 December 2012.

于 2013 年 12 月 31 日, 并无尚未完结的信贷衍生工具合约 (2012 年: 无)。

There were no outstanding credit derivative contracts as at 31 December 2013 (2012: Nil).

6. 资产证券化

6. Assets securitisation

本集团作为一家投资机构, 于 2013 年继续采用内部评级基准计算法下的评级基准方法计算证券化和再证券化之信贷风险承担。由于这种方法使用外部信用评级以对应计算的信贷风险权重, 为此本集团使用金管局认可的三间外部信贷评估机构 (标准普尔、穆迪和惠誉) 的评级。

The Group continues to adopt the ratings-based method under IRB approach to calculate the credit risk for both securitisation and re-securitisation exposures as an investing institution in the year 2013. Since this approach employs mapping of external credit ratings for risk weights calculations, the Group adopts the three ECAs (Standard & Poor's, Moody's and Fitch) recognised by HKMA for this purpose.

本集团持续监控证券化资产和再证券化资产的潜在风险, 通过应用外部信用评级、评估相关资产的质素及市场价格, 以管理相关投资的信贷风险。银行账内之资产抵押债券与按揭抵押债券的利率风险监控方法包括但不限于可供出售证券的经济价值波动比率及基点现值。

The Group monitors the risks inherent in its securitisation assets and re-securitisation assets on an ongoing basis. The external credit ratings, assessment of the underlying assets and market prices are used for managing credit risk associated with the investment. For interest rate risk in its banking book, control measures for asset backed securities and mortgage backed securities include, but not limited to AFS EV and PVBPs.

于 2013 年 12 月 31 日及 2012 年 12 月 31 日, 本集团银行账及交易账内并无持有意图转移为证券化交易之尚未完结的风险承担。

The Group has no outstanding exposures that are held with the intention of transferring exposures booked in the banking book and trading book into securitisation transactions as at 31 December 2013 and 2012.

未经审核之
补充财务资料 (续)

Unaudited Supplementary Financial Information (continued)

6. 资产证券化 (续)

6. Assets securitisation (continued)

源于本集团投资活动的证券化
风险承担分析如下:

Securitisation exposures arising from the Group's investing activities are analysed as follows:

6.1 证券化风险承担

6.1 Securitisation exposures

		2013	2012
	资产负债表内项目	资产负债表内项目	资产负债表内项目
	On-balance sheet	On-balance sheet	On-balance sheet
	银行账	银行账	银行账
	Banking Book	Banking Book	Banking Book
	港币百万元	港币百万元	港币百万元
	HK\$'m	HK\$'m	HK\$'m
住宅按揭贷款	Residential mortgage loans	703	1,156
商业物业按揭贷款	Commercial mortgage loans	-	-
学生贷款	Student loans	79	172
再证券化	Re-securitisations	-	3
		782	1,331

证券化风险承担的下跌是
受偿还本金带动。

Reduction in securitisation exposures was due to repayments of principal.

于 2013 年 12 月 31 日 及
2012 年 12 月 31 日, 资产负
债表内的交易账并无证券
化风险承担。

There were no on-balance sheet securitisation exposures booked in trading book as at 31 December 2013 and 2012.

于 2013 年 12 月 31 日 及
2012 年 12 月 31 日, 资产负
债表外的银行账及交易账
并无证券化风险承担。

There were no off-balance sheet securitisation exposures booked in banking and trading books as at 31 December 2013 and 2012.

于 2013 年 12 月 31 日 及
2012 年 12 月 31 日, 交易账
内并无使用内部模式计算
法的证券化交易。

There were no securitisation transactions in trading book subject to the IMM approach as at 31 December 2013 and 2012.

于 2013 年 12 月 31 日, 并无
证券化风险承担获本集团
配予 1,250% 风险权重。

There were no securitisation exposures that the Group has allocated a risk-weight of 1,250% as at 31 December 2013.

于 2012 年 12 月 31 日, 并无
证券化风险承担从核心资
本及 / 或附加资本中扣减。

There were no securitisation exposures deducted from core and/or supplementary capital as at 31 December 2012.

于 2013 年 12 月 31 日 及
2012 年 12 月 31 日, 本集团
并无被视为证券化及再证
券化交易一部分的信贷风
险缓释。

The Group did not have credit risk mitigations which are treated as part of securitisation and re-securitisation transactions as at 31 December 2013 and 2012.

未经审核之
补充财务资料 (续)

Unaudited Supplementary Financial Information (continued)

6. 资产证券化 (续)

6. Assets securitisation (continued)

6.2 内部评级基准 (证券化)
计算法下按风险权重划分的
证券化风险承担 (不包括
再证券化风险承担)

6.2 Breakdown by risk-weights of the securitisation exposures (excluding
re-securitisation exposures) under internal ratings-based (securitisation)
approach

	2013		2012	
	证券化风险承担 Securitisation exposures	资本规定 Capital requirements	证券化风险承担 Securitisation exposures	资本规定 Capital requirements
	港币百万元 HK\$m	港币百万元 HK\$m	港币百万元 HK\$m	港币百万元 HK\$m
7%	576	4	1,043	6
8%	27	-	51	-
10%	16	-	59	1
12%	87	1	105	1
15%	-	-	-	-
18%	-	-	-	-
20%	-	-	-	-
25%	-	-	-	-
35%	27	1	-	-
50%	-	-	-	-
60%	34	2	50	2
75%	-	-	-	-
100%	15	1	20	2
250%	-	-	-	-
425%	-	-	-	-
650%	-	-	-	-
扣减自资本	-	-	-	-
	782	9	1,328	12

证券化风险承担及资本规定的下跌是受偿还本金带动。

Reduction in securitisation exposures and capital requirements were due to repayments of principal.

未经审核之
补充财务资料 (续)

Unaudited Supplementary Financial Information (continued)

6. 资产证券化 (续)

6. Assets securitisation (continued)

6.3 内部评级基准 (证券化)
计算法下按风险权重划分的
再证券化风险承担

6.3 Breakdown by risk-weights of the re-securitisation exposures under internal ratings-based (securitisation) approach

	2013		2012	
	证券化风险承担 Securitisation exposures 港币百万元 HK\$m	资本规定 Capital requirements 港币百万元 HK\$m	证券化风险承担 Securitisation exposures 港币百万元 HK\$m	资本规定 Capital requirements 港币百万元 HK\$m
20%	20%	-	-	-
25%	25%	-	-	-
30%	30%	-	-	-
35%	35%	-	3	-
40%	40%	-	-	-
50%	50%	-	-	-
60%	60%	-	-	-
65%	65%	-	-	-
100%	100%	-	-	-
150%	150%	-	-	-
200%	200%	-	-	-
225%	225%	-	-	-
300%	300%	-	-	-
500%	500%	-	-	-
650%	650%	-	-	-
750%	750%	-	-	-
850%	850%	-	-	-
扣减自资本	Deducted from capital	-	-	-
		-	3	-

证券化风险承担及资本规定的下跌是受偿还本金带动。

Reduction in securitisation exposures and capital requirements were due to repayments of principal.

6.4 证券化风险承担之会计政策摘要

6.4 Summary of accounting policies for securitisation exposures

于财务报告日，本集团持有若干证券化之债务证券。此等证券乃按列示于财务报表附注 2.8「金融资产」、2.11「金融工具的确认和终止」、2.12「公允价值计量」及 2.14「金融资产减值」的本集团会计政策而作会计分类及计量。而以公允价值计量之投资，对其估值之进一步资料列示于财务报表附注 5.1「以公允价值计量的金融工具」。

The Group held certain securitised debt securities at the end of the reporting period. They are classified and measured for accounting purpose in accordance with the Group's accounting policies as outlined in Note 2.8 "Financial assets", 2.11 "Recognition and derecognition of financial instruments", 2.12 "Fair value measurement" and 2.14 "Impairment of financial assets" to the Financial Statements. For those investments measured at fair value, further details on their valuation are outlined in Note 5.1 "Financial instruments measured at fair value" to the Financial Statements.

未经审核之
补充财务资料 (续)

Unaudited Supplementary Financial Information (continued)

7. 市场风险资本要求

7. Capital charge for market risk

		2013	2012
		港币百万元 HK\$'m	港币百万元 HK\$'m
在标准 (市场风险) 计算法下	Under the standardised (market risk) approach		
外汇风险承担 (净额)	Foreign exchange exposures (net)	-	-
利率风险承担	Interest rate exposures		
- 非证券化风险承担	- non-securitisation exposure	50	117
商品风险承担	Commodity exposures	6	6
股权风险承担	Equity exposures	57	36
在内部模式计算法下	Under the internal models approach		
外汇及利率的一般风险承担	General foreign exchange and interest rate exposures	1,216	747
市场风险资本要求	Capital charge for market risk	1,329	906

未经审核之
补充财务资料 (续)

Unaudited Supplementary Financial Information (continued)

7. 市场风险资本要求 (续) 7. Capital charge for market risk (continued)

为符合《2011 年银行业(资本) (修订) 规则》，市场风险监管资本要求需包括受压风险值资本要求。下表列出本集团以内部模式计算法计算一般市场风险持仓的内部模式计算法风险值及受压风险值¹。

Market risk regulatory capital charge is calculated under the Banking (Capital) (Amendment) Rules 2011 to incorporate capital charge for stressed VAR. The following table sets out the IMM VAR and stressed VAR¹ for the general market risk exposure calculated under the IMM approach of the Group.

		年份 Year	于 12 月 31 日 At 31 December	全年 最低数值 Minimum for the year	全年 最高数值 Maximum for the year	全年 平均数值 Average for the year
			港币百万元 HK\$m	港币百万元 HK\$m	港币百万元 HK\$m	港币百万元 HK\$m
外汇及利率风险之内部模式 计算法风险值	IMM VAR for foreign exchange and interest rate risk	2013	80.8	33.2	113.8	61.2
		2012	38.5	35.0	105.1	63.9
外汇风险之内部模式计算法 风险值	IMM VAR for foreign exchange risk	2013	59.2	17.8	71.7	40.3
		2012	19.7	16.2	70.1	36.3
利率风险之内部模式计算法 风险值	IMM VAR for interest rate risk	2013	88.7	23.1	135.1	61.9
		2012	24.9	15.5	104.9	44.8
外汇及利率风险之受压风险 值	Stressed VAR for foreign exchange and interest rate risk	2013	246.6	203.7	489.4	338.7
		2012	221.9	140.7	334.6	217.4
外汇风险之受压风险值	Stressed VAR for foreign exchange risk	2013	171.9	27.2	195.9	77.4
		2012	25.0	24.3	73.2	43.2
利率风险之受压风险值	Stressed VAR for interest rate risk	2013	379.3	190.7	531.9	371.6
		2012	216.9	133.2	339.1	218.3

注:

1. 市场风险监管资本的內部模式计算法风险值及受压风险值利用了 99% 置信水平及 10 天持有期来计算。受压风险值采用与风险值模型相同的方法，利用集团组合在连续 12 个月压力市况下的历史市场数据来计算。

Note:

1. IMM VAR and stressed VAR measures used for market risk regulatory capital purposes are calculated to a 99% confidence level and use a 10-day holding period. The stressed VAR uses the same methodology as the VAR model and is generated with inputs calibrated to the historical market data from a continuous 12-month period of significant financial stress relevant to the Group's portfolio.

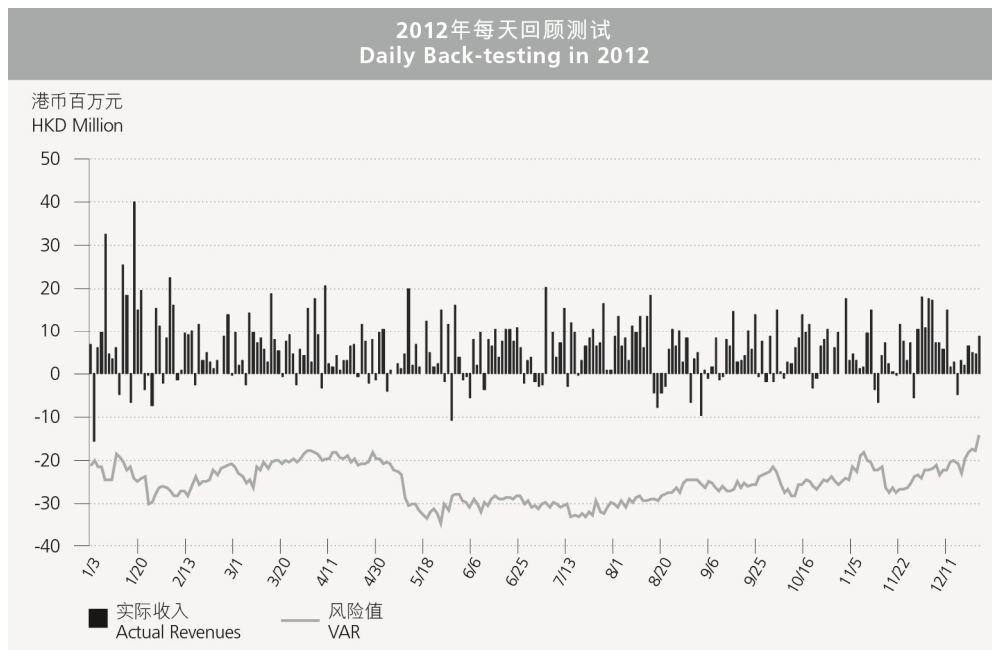
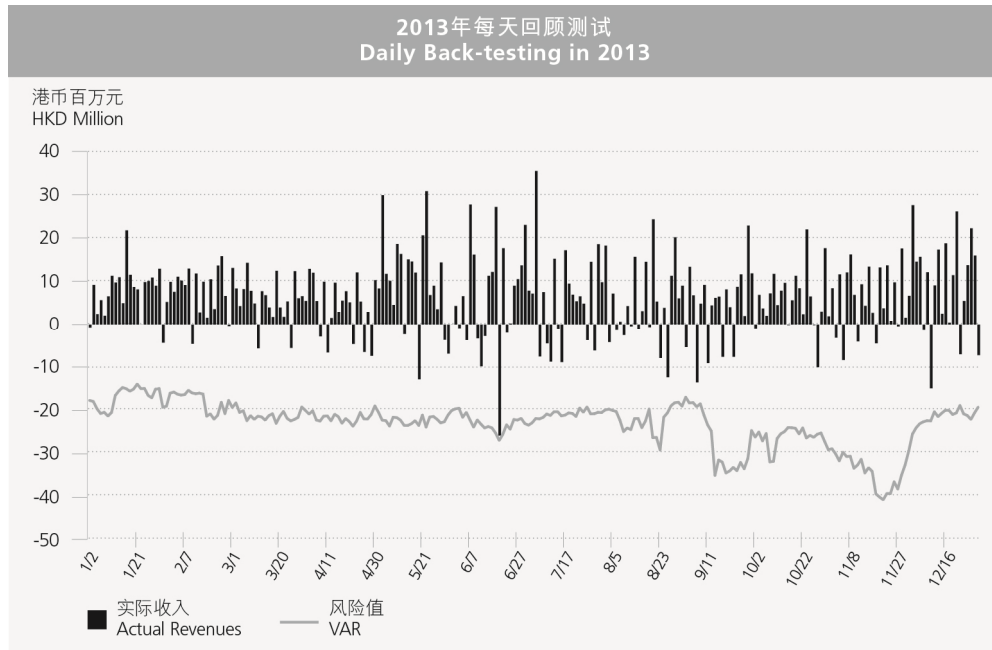
未经审核之
 补充财务资料 (续)

Unaudited Supplementary Financial Information (continued)

7. 市场风险资本要求 (续) 7. Capital charge for market risk (continued)

下图列示内部模式计算法下的
 本集团市场风险的监管回顾测
 试结果。

The graph below shows the regulatory back-testing result of the Group's market risk under
 IMM approach.



回顾测试结果显示，本集团并
 无实际交易损失超过风险值的
 情况。

There was no actual loss exceeding the VAR for the Group as shown in the back-testing
 results.

未经审核之
补充财务资料 (续)

Unaudited Supplementary Financial Information (continued)

8. 操作风险资本要求

8. Capital charge for operational risk

		2013	2012
		港币百万元 HK\$'m	港币百万元 HK\$'m
操作风险资本要求	Capital charge for operational risk	5,038	4,421

本集团采用标准（业务操作风险）算法计算操作风险资本要求。

The Group uses the standardised (operational risk) approach to calculate its operational risk capital charge.

9. 银行账的股权风险承担

9. Equity exposures in banking book

持有其他企业的股权乃是根据获取该等股权的初始意图入账。因关系及策略性理由而持有的股权与因其他理由（包括资本增值）而持有的股权将以不同的分类入账。拟持续持有的股权投资（不包括对联营公司、合资企业或附属公司的投资）归类为可供出售证券，并于资产负债表内的「证券投资」列示。

Equity holdings in other entities are accounted for in accordance with the underlying intentions of holdings at the inception of acquisition. The classifications for equity holdings taken for relationship and strategic purposes will be separated from those taken for other purposes (including capital appreciation). Investments in equity shares which are intended to be held on a continuing basis, but which do not comprise investments in associates, joint venture or subsidiaries, are classified as available-for-sale securities and are reported in the balance sheet as "Investment in securities".

本集团采用与详列于财务报表附注 2.8(4)、2.11、2.12 和 2.14 相同之会计处理及估值方法处理银行账中除联营公司、合资企业或附属公司以外的股权风险承担，对其估值之进一步资料列示于财务报表附注 5.1「以公允价值计量的金融工具」。若其后增加对有关股权的投资，并引致一项股权投资成为联营公司、合资企业或附属公司，该项投资将会根据本集团的会计政策重新分类入账。

For equity exposures in banking book other than associates, joint venture or subsidiaries, the Group applies the same accounting treatment and valuation methodologies as detailed in the Notes 2.8(4), 2.11, 2.12 and 2.14 to the Financial Statements, further details on their valuation are outlined in Note 5.1 "Financial instruments measured at fair value" to the Financial Statements. If additional investment is made subsequently such that an investee becomes an associate, joint venture or subsidiary, then the investment is reclassified in accordance with the Group's accounting policies.

与股权风险承担有关之收益或亏损概述如下：

Gains or losses related to equity exposures are summarised below:

		2013	2012
		港币百万元 HK\$'m	港币百万元 HK\$'m
出售产生的已实现收益	Realised gains from sales	-	6
于储备而非收益表中确认之未实现重估收益	Unrealised gains on revaluation recognised in reserves but not through income statement	1,179	771

截至2012年12月31日止年度包括在附加资本中之未实现收益为港币3.47亿元。

The unrealised gains included in supplementary capital for the year ended 31 December 2012 were HK\$347 million.

未经审核之
补充财务资料 (续)

Unaudited Supplementary Financial Information (continued)

10. 风险管理

10. Risk Management

集团银行业务

Banking Group

总览

Overview

本集团深信良好的风险管理是企业成功的重要元素。在日常经营中,本集团高度重视风险管理,并强调风险控制与业务发展之间必须取得平衡。本集团业务的主要内在风险包括信贷风险、利率风险、市场风险、流动资金风险、操作风险、信誉风险、法律及合规风险及策略风险。本集团的风险管理目标是在提高股东价值的同时,确保风险控制在可接受的水平之内。本集团设有经董事会审批的风险偏好陈述,表达本集团在风险可控的前提下所愿意承担的风险类型与程度,以实现业务发展目标和达到利益相关者的期望。有关本集团风险管理管治架构的详细资料,请见本年报中财务报表附注4。

The Group believes that sound risk management is crucial to the success of any organisation. In its daily operation, the Group attaches a high degree of importance to risk management and emphasises that a balance must be struck between risk control and business development. The principal types of risks inherent in the Group's businesses are credit risk, interest rate risk, market risk, liquidity risk, operational risk, reputation risk, legal and compliance risk, and strategic risk. The Group's risk management objective is to enhance shareholder value by maintaining risk exposures within acceptable limits. The Group has a defined risk appetite statement approved by the Board, which is an expression of the types and level of risk that the Group is willing to take in a controllable way in order to achieve its business goals and to meet the expectations of its stakeholders. For details of the Group's risk management governance structure, please refer to Note 4 to the Financial Statements in this Annual Report.

信贷风险管理

Credit Risk Management

信贷风险指因客户或交易对手未能或不愿意履行偿债责任而造成损失的风险。银行的交易账和银行账,以及资产负债表内和表外均存在这种风险。信贷风险主要来自借贷、贸易融资及资金业务,包括银行同业交易、外汇及衍生交易、债券及证券投资。有关本集团信贷风险管理之详细资料,请见本年报中财务报表附注4.1。

Credit risk is the risk of loss arising from a customer or counterparty that will be unable to or unwilling to meet its contractual obligations. Credit risk exists in the trading book and banking book, on- and off-balance sheet exposures of a bank. It arises principally from the lending, trade finance and treasury businesses, and covers inter-bank transactions, foreign exchange and derivative transactions as well as investments in bonds and securities. For details of the Group's Credit Risk Management, please refer to Note 4.1 to the Financial Statements in this Annual Report.

市场风险管理

Market Risk Management

市场风险是指因金融市场价格(利率、汇率、股票价格、商品价格)波动导致整体的外汇、商品、利率和股票持仓值出现变化而可能给本集团带来的损失。本集团采取适中的市场风险偏好,实现风险与收益的平衡。有关本集团市场风险管理之详细资料,请见本年报中财务报表附注4.2。

Market risk refers to the risk of loss arising from movements in the value of foreign exchange, commodity, interest rate and equity positions held by the Group due to the volatility of financial market price (interest rate, foreign exchange rate, equity price, commodity price). The Group adopts a moderate market risk appetite to achieve a balance between risk and return. For details of the Group's Market Risk Management, please refer to Note 4.2 to the Financial Statements in this Annual Report.

未经审核之
 补充财务资料 (续)

Unaudited Supplementary Financial Information (continued)

10. 风险管理 (续)

10. Risk Management (continued)

市场风险管理 (续)

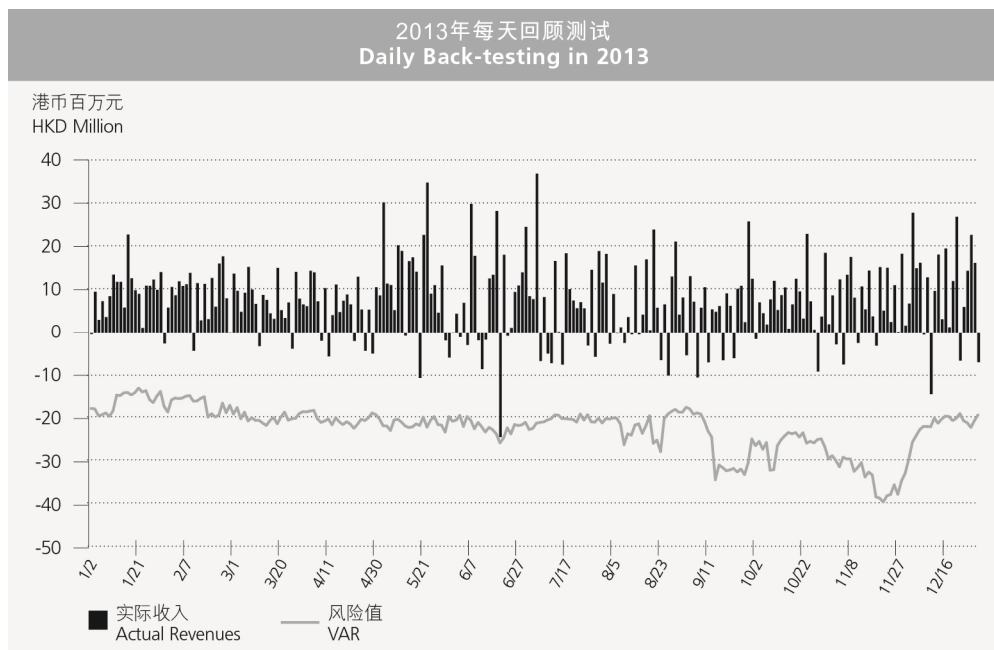
Market Risk Management (continued)

本集团采用风险值量度一般市场风险，并定期向风险委员会和高层管理人员报告。本集团采用统一的风险值计量模型，运用历史模拟法，以2年历史市场数据为参照，计算99%置信水平下及1天持有期内集团层面及各附属机构的风险值，并设定集团和各附属机构的风险值限额。

The Group uses the VAR to measure and report general market risks to the Risk Committee ("RC") and senior management on a periodic basis. The Group adopts a uniformed VAR calculation model, using historical simulation approach and 2-year historical market data, to calculate VAR of the Group and subsidiaries over a 1-day holding period with 99% confidence level, and sets up the VAR limit of the Group and subsidiaries.

本集团采用回顾测试衡量风险值模型计量结果的准确性。回顾测试是将每一交易日市场风险持仓的风险值数字与下一个交易日从这些持仓得到的实际及假设收入作出比较。一般而言，在99%置信度下，在连续12个月内的例外情况应该不超过4次。下图列示本集团风险值与实际收入比较之回顾测试结果。

The Group adopts back-testing to measure the accuracy of VAR model results. The back-testing compares the calculated VAR figure of market risk positions of each business day with the actual and hypothetical revenues arising from those positions on the next business day. Generally speaking, the number of back-testing exceptions in a rolling 12-month period will not exceed four times, given a 99% confidence level. The graph below shows the back-testing result of the VAR against actual revenues of the Group.



2013年内回顾测试结果显示，本集团并无实际交易损失超过风险值的情况。

There were no actual losses exceeding the VAR for the Group in 2013 as shown in the back-testing results.

未经审核之
补充财务资料 (续)

Unaudited Supplementary Financial Information (continued)

10. 风险管理 (续)

10. Risk Management (continued)

利率风险管理

利率风险是指因利率水平、资产负债期限结构等要素发生变动而可能导致银行整体收益和经济价值承受损失。本集团的利率风险承担主要来自结构性持仓。结构性持仓的主要利率风险类别为利率重订风险、利率基准风险、收益率曲线风险及客户择权风险。有关本集团利率风险管理之详细资料，请见本年报中财务报表附注4.2。

流动资金风险管理

流动资金风险是指银行因无法提供充裕资金以应对资产增加或履行到期义务，而可能要承受的不欲接受的损失。本集团遵循稳健的流动资金风险偏好，确保在正常情况或压力情景下均有能力提供稳定、可靠和足够的现金来源，满足流动资金需求；在极端情景下无需借助金管局的流动性支持，累积的净现金流为正值，可以保证基本生存期内的流动资金需要。有关本集团流动资金风险管理之详细资料，请见本年报中财务报表附注4.3。

操作风险管理

操作风险是指由不完善或有问题的内部程序、人员、系统，以及外部事件所造成损失的风险。操作风险隐藏于业务操作的各个环节，是本集团在日常操作活动中面对的风险。

Interest Rate Risk Management

Interest rate risk means the risks to a bank's earnings and economic value arising from movements in interest rate and term structures of the bank's asset and liability positions. The Group's interest rate risk exposures are mainly structural. The major types of interest rate risk from structural positions are repricing risk, basis risk, yield curve risk and option risk. For details of the Group's Interest Rate Risk Management, please refer to Note 4.2 to the Financial Statements in this Annual Report.

Liquidity Risk Management

Liquidity risk is the risk that banks fail to provide sufficient funds to grow assets or pay due obligations, and need to bear an unacceptable loss. The Group maintains sound liquidity risk appetite to provide stable, reliable and adequate sources of cash to meet liquidity needs under normal circumstances or stressed scenarios; and to survive with net positive cumulative cash flow in extreme scenarios without requesting HKMA to act as the lender of last resort. For details of the Group's Liquidity Risk Management, please refer to Note 4.3 to the Financial Statements in this Annual Report.

Operational Risk Management

Operational risk is the risk of loss resulting from inadequate or failed internal process, people and system, or from external events. The risk is inherent in every aspect of business operations and confronted by the Group in its day-to-day operational activities.

未经审核之
补充财务资料 (续)

Unaudited Supplementary Financial Information (continued)

10. 风险管理 (续)

10. Risk Management (continued)

操作风险管理 (续)

Operational Risk Management (continued)

本集团实施操作风险管理「三道防线」体系：所有部门或功能单位为第一道防线，是操作风险管理的第一责任人，通过自我评估与自我提升来履行业务经营过程中自我风险控制职能。操作风险及合规部连同一些与操作风险管理相关的专门职能单位包括人力资源部、资讯科技部、公司服务部、财务管理部、会计部（统称为「专门职能单位」）为第二道防线，负责评估和监控第一道防线操作风险状况，对其工作提供指导。独立于业务单位的操作风险及合规部，负责协助管理层管理本集团的操作风险，包括制定和重检操作风险管理政策和框架、设计操作风险的管理工具和汇报机制、评估及向管理层和风险委员会汇报总体操作风险状况；专门职能单位对操作风险的一些特定的范畴或与其相关事项，履行第二道防线的牵头管理责任，除负责本单位操作风险管理外，亦须就指定的操作风险管理范畴向其他单位提供专业意见 / 培训并履行集团整体的操作风险牵头管理。集团稽核为第三道防线，对操作风险管理框架的有效性与充足性作独立评估，需定期稽查本集团各部门或功能单位操作风险管理工作的合规性和有效性，并提出整改意见。

The Group has implemented the “Three Lines of Defence” for its operational risk management. All departments or functional units as the first line of defence are the first parties responsible for operational risk management, and carry out the duties and functions of self risk control in the process of business operation through self assessment and self enhancement. The Operational Risk and Compliance Department (“OR&CD”), together with certain specialist functional units in relation to operational risk management within the Group, including the Human Resources Department, Information Technology Department, Corporate Services Department, Financial Management Department and General Accounting & Accounting Policy Department (collectively known as “specialist functional units”), are the second line of defence. They are responsible for assessing and monitoring the operational risk conditions in the first line of defence, and providing them with guidance. The OR&CD, being independent from the business units, is responsible for assisting the Management in managing the Group’s operational risk, including the establishment and review of the operational risk management policy and framework, designing the operational risk management tools and reporting mechanism, and assessing and reporting the overall operational risk position to the Management and RC. Specialist functional units are required to carry out their managerial duties of the second line of defence with respect to some specific aspects of operational risk and its related issues. Besides taking charge of operational risk management in their own units, these units are also required to provide other units with professional advice/training in respect of certain operational risk categories and to lead the group-wide operational risk management. Group Audit is the third line of defence which provides independent assessment to the effectiveness and adequacy of the operational risk management framework and is required to conduct periodic audit of the operational risk management activities of various departments or functional units within the Group regarding their compliance and effectiveness and to put forward recommendations for remedial actions.

未经审核之
补充财务资料 (续)

Unaudited Supplementary Financial Information (continued)

10. 风险管理 (续)

10. Risk Management (continued)

操作风险管理 (续)

Operational Risk Management (continued)

本集团建立了有效的内部控制程序，对所有重大活动订下政策及监控措施。设置适当的职责分工和授权乃本集团紧守的基本原则。本集团采用关键风险指标、自我评估、操作风险事件汇报及检查等不同的操作风险管理工具或方法来识别、评估、监察及控制潜在于业务活动及产品内的风险，同时透过购买保险将未能预见的操作风险减低。对支援紧急或灾难事件时的业务运作备有持续业务运作计划，并维持充足的后备设施及定期进行演练。

The Group has put in place an effective internal control process which requires the establishment of policies and control procedures for all the key activities. The Group adheres to the fundamental principle of proper segregation of duties and authorisation. The Group adopts various operational risk management tools or methodologies such as key risk indicators, self-assessment, operational risk events reporting and review to identify, assess, monitor and control the risks inherent in business activities and products, as well as purchase of insurance to mitigate unforeseeable operational risks. Business continuity plans are established to support business operations in the event of an emergency or disaster. Adequate backup facilities are maintained and periodic drills are conducted.

信誉风险管理

Reputation Risk Management

信誉风险指因与本集团业务经营有关的负面报导（不论是否属实），可能引致客户基础缩小、成本高昂的诉讼或收入减少等风险。信誉风险隐藏于其他风险及各业务运作环节，涉及层面广泛。

Reputation risk is the risk that negative publicity about the Group's business practices, whether genuine or not, will cause a potential decline in the customer base, or lead to costly litigation or revenue decrease. Reputation risk is inherent in other types of risk and every aspect of business operation and covers a wide spectrum of issues.

为减低信誉风险，本集团制定并遵循信誉风险管理政策。此政策的目的是当信誉风险事件发生时本集团能够尽早识别和积极防范。鉴于信誉风险往往是由各种可能令公众对本集团信任受损的操作及策略失误所引发，本集团建立关键控制自我评估机制包括相关风险评估工具，以评估各主要风险可能对本集团造成的严重影响，包括对本集团信誉的损害程度。

In order to mitigate reputation risk, the Group has formulated and duly followed its Reputation Risk Management Policy. The policy aims to identify and prevent reputation risk proactively at an early stage when an incident occurs. Since reputation risk is often caused by various types of operational and strategic issues that negatively impact the trust and perception of the Group, all operational and key risks identified are assessed through the established Key Control Self-Assessment framework, including risk assessment tools, to evaluate the severity of their impact on the Group, including the damage to reputation.

未经审核之
补充财务资料 (续)

Unaudited Supplementary Financial Information (continued)

10. 风险管理 (续)

10. Risk Management (continued)

信誉风险管理 (续)

Reputation Risk Management (continued)

此外，本集团建立完善机制持续监测金融界所发生的信誉风险事件，以有效管理、控制及减低信誉风险事件的潜在负面影响。本集团亦借助健全有效机制及时向利益相关者披露信息，由此建立公众信心及树立本集团良好公众形象。

In addition, the Group has put in place a comprehensive framework to continuously monitor reputation risk incidents in the financial industry. This continuous monitoring enables the Group to effectively manage, control and mitigate any potential adverse impact from an incident. The Group also adopts robust disclosure practices to keep our stakeholders informed at all times, which helps build confidence in the Group and establish a strong public image.

法律及合规风险管理

Legal and Compliance Risk Management

法律风险指因不可执行合约、诉讼或不利判决而可能使本集团运作或财务状况出现混乱或负面影响的风险。合规风险指因未有遵守所有适用法例及规则，而可能导致本集团须承受遭法律或监管机构制裁、引致财务损失或信誉损失的风险。法律及合规风险由操作风险及合规部管理，该部门直接向风险总监汇报工作。所有法律事务均由法律服务中心处理，该中心向营运总监汇报工作。操作风险及合规部在法律服务中心的协助下负责管理法律风险。法律及合规风险管理政策是集团公司治理架构的组成部分，由董事会属下的风险管理委员会审批。

Legal risk is the risk that unenforceable contracts, lawsuits or adverse judgments may disrupt or otherwise negatively affect the operations or financial conditions of the Group. Compliance risk is the risk of legal or regulatory sanctions, financial losses or losses in reputation the Group may suffer as a result of its failure to comply with all applicable laws and regulations. Legal and compliance risks are managed by the OR&CD, which reports directly to the CRO. All legal matters are handled by the Legal Services Centre ("LSC"), which reports to the Chief Operating Officer. The OR&CD is responsible for legal risk management of the Group with support rendered by the LSC. As part of the Group's corporate governance framework, the policy for the management of legal and compliance risk is approved by the RC as delegated by the Board.

策略风险管理

Strategic Risk Management

策略风险指本集团在实施各项策略，包括宏观战略与政策，以及为执行战略与政策而制定各项具体的计划、方案和制度时，由于在策略制定、实施及调整过程中失当，从而使本集团的盈利、资本、信誉和市场地位受到影响的风险。董事会检讨和审批策略风险管理政策。重点战略事项均得到高层管理人员与董事会的充分评估与适当的审批。

Strategic risk generally refers to the risks that may cause current or future negative impacts on the earnings, or capital or reputation or market position of the Group because of poor business decisions, improper implementation of strategies and inadequacies in the response to the changing market condition. The Board reviews and approves the strategic risk management policy. Key strategic issues have to be fully evaluated and properly endorsed by the senior management and the Board.

未经审核之
补充财务资料 (续)

Unaudited Supplementary Financial Information (continued)

10. 风险管理 (续)

10. Risk Management (continued)

策略风险管理 (续)

Strategic Risk Management (continued)

本集团会因应最新市场情况
及发展, 定期检讨业务策略。

The Group regularly reviews its business strategies to cope with the latest market situation and developments.

资本管理

Capital Management

本集团资本管理的主要目标
是维持与集团整体风险状况
相称的资本充足水平, 同时
为股东带来最大回报。资产
负债管理委员会定期检讨本
集团资本结构, 并在需要时
进行调整以保持风险、回报
与资本充足性的最佳平衡。

The major objective of the Group's capital management is to maximise total shareholders' return while maintaining a capital adequacy position in relation to the Group's overall risk profile. The Asset and Liability Management Committee ("ALCO") periodically reviews the Group's capital structure and adjusts the capital mix where appropriate to maintain an optimal balance among risk, return and capital adequacy.

《2012年银行业(资本)(修
订)规则》及《2013年银行
业(资本)(修订)规则》已
分别于2013年1月1日及
2013年6月30日起生效。有关
规则主要修订最低资本比率
要求(将资本充足比率扩充
为三个比率, 即普通股一级
资本比率、一级资本比率
及总资本比率)及监管资本
的定义。此外, 有关规则包
括优化交易对手信贷风险框
架, 及修订对某些贸易融资
活动和证券融资交易的资本
处理方法。有关规则实施
后, 本集团仍维持资本稳健。

The Banking (Capital) (Amendment) Rules 2012 and the Banking (Capital) (Amendment) Rules 2013 came into operation on 1 January 2013 and 30 June 2013 respectively. The rules mainly addressed the revision to both the minimum capital ratio requirement (in terms of expanding the existing capital adequacy ratio into three ratios, namely, a Common Equity Tier 1 capital ratio, a Tier 1 capital ratio and a Total capital ratio) and the definition of regulatory capital. In addition, the rules included the enhancements to the counterparty credit risk framework and amendments on the capital treatment for certain trade financing activities and securities financing transactions. The Group's capital position remains strong after the implementation of the rules.

为符合金管局监管政策手册
「监管审查程序」内的要
求, 本集团采用内部资本充
足评估程序并每年作出重
检。按金管局对第二支柱的
指引, 内部资本充足评估程
序主要用以评估在第一支柱
下未有涵盖或充分涵盖的重
大风险所需的额外资本, 从
而设定本集团最低普通股
一级资本比率、最低一级资
本比率及最低总资本比率。
同时, 本集团亦就前述的资
本比率设定了运作区间, 以
支持业务发展需要及促进资
本的有效运用。

To comply with the HKMA's requirements as stated in the Supervisory Policy Manual "Supervisory Review Process", the Group adopts the internal capital adequacy assessment process ("ICAAP") and reviews it annually. Based on the HKMA's guidelines on Pillar II, ICAAP has been initiated to assess the extra capital needed to cover the material risks not captured or not adequately captured under Pillar I, and therefore minimum Common Equity Tier 1 capital ratio, minimum Tier 1 capital ratio and minimum Total capital ratio are determined. Meanwhile, operating ranges for the aforementioned ratios has also been established which enables the flexibility for future business growth and efficiency of capital utilisation.

未经审核之
补充财务资料 (续)

Unaudited Supplementary Financial Information (continued)

10. 风险管理 (续)

10. Risk Management (continued)

压力测试

本集团以压力测试辅助各项风险的分析工作。压力测试是一种风险管理工具，用以评估当市场或宏观经济因素急剧变化并产生极端不利的经营环境时银行风险暴露的情况。本集团内各风险管理单位按金管局监管政策手册「压力测试」内的原则，定期进行压力测试。资产负债管理委员会根据风险委员会批准的主要风险限额，对压力测试的结果进行监控，财务管理部定期向董事会及风险委员会汇报本集团的综合测试结果。

Stress Testing

The Group supplements the analysis of various types of risks with stress testing. Stress testing is a risk management tool for estimating risk exposures under stressed conditions arising from extreme but plausible market or macroeconomic movements. These tests are conducted on a regular basis by the Group's various risk management units in accordance with the principles stated in the Supervisory Policy Manual "Stress-testing" published by the HKMA. The ALCO monitors the results against the key risk limit approved by the RC. The Financial Management Department reports the combined stress test results of the Group to the Board and RC regularly.

附录

本银行之附属公司

本银行附属公司的具体情况如下：

公司名称	注册 / 营业地点及日期	已发行并缴足股本 / 注册资本	持有权益	主要业务
南洋商业银行有限公司	1948年2月2日于香港	普通股份 700,000,000 港元	100.00%	银行业务
集友银行有限公司	1947年4月24日于香港	普通股份 300,000,000 港元	70.49%	银行业务
中银信用卡（国际）有限公司	1980年9月9日于香港	普通股份 480,000,000 港元	100.00%	信用卡服务
中国银行（香港）代理人有限公司	1985年10月1日于香港	普通股份 2 港元	100.00%	代理人服务
中国银行（香港）信托有限公司	1987年11月6日于香港	普通股份 3,000,000 港元	100.00%	信托及代理服务
中银集团信托人有限公司	1997年12月1日于香港	普通股份 200,000,000 港元	64.20%	信托服务
中银旅游有限公司	1982年8月24日于香港	普通股份 2,000,000 港元	100.00%	旅游服务
中银香港金融产品（开曼）有限公司	2006年11月10日于开曼群岛	普通股份 50,000 美元	100.00%	发行结构性票据
中银信息科技（深圳）有限公司	1990年4月16日于中国	注册资本 70,000,000 港元	100.00%	物业持有及 物业投资
中银信息技术服务（深圳）有限公司	1993年5月26日于中国	注册资本 40,000,000 港元	100.00%	信息技术服务
中银国际英国保诚信托有限公司	1999年10月11日于香港	普通股份 300,000,000 港元	41.10%	信托服务
浙兴（代理人）有限公司	1980年4月23日于香港	普通股份 10,000 港元	100.00%	代理人服务
集友银行（代理人）有限公司	1981年11月3日于香港	普通股份 100,000 港元	70.49%	投资控股
欣泽有限公司	2001年5月4日于香港	普通股份 2 港元	70.49%	投资控股

附录（续）

本银行之附属公司（续）

公司名称	注册 / 营业地点及日期	已发行并缴足股本 / 注册资本	持有权益	主要业务
港中银缩微技术（深圳）有限公司	1993年9月24日于中国	注册资本 40,000,000 港元	100.00%	物业持有及 物业投资
广利南投资管理有限公司	1984年5月25日于香港	普通股份 3,050,000 港元	100.00%	投资代理
南洋商业银行（中国）有限公司	2007年12月14日于中国	注册资本 6,500,000,000 人民币	100.00%	银行业务
南洋商业银行（代理人）有限公司	1980年8月22日于香港	普通股份 50,000 港元	100.00%	代理人服务
南洋商业银行信托有限公司	1976年10月22日于香港	普通股份 3,000,000 港元	100.00%	信托服务
宝生金融投资服务有限公司	1980年9月23日于香港	普通股份 95,000,000 港元	100.00%	黄金买卖及 投资控股
宝生期货有限公司	1993年10月19日于香港	普通股份 95,000,000 港元	100.00%	证券及 期货业务
诚信置业有限公司	1961年12月11日于香港	普通股份 2,800,000 港元	70.49%	投资控股
新侨企业有限公司	1961年9月13日于香港	普通股份 3,000,000 港元	100.00%	物业持有及 物业投资
新华信托有限公司	1978年10月27日于香港	普通股份 3,000,000 港元	100.00%	信托服务
中讯资讯服务有限公司	1993年2月11日于香港	普通股份 7,000,000 港元	100.00%	资讯服务

港中银缩微技术（深圳）有限公司于 2011 年 12 月 26 日进入清算程序。

中银旅游有限公司于 2012 年 11 月 23 日进入股东自动清盘程序。

新美（代理人）有限公司、金城（代理人）有限公司、新月城有限公司、俾伶投资有限公司、宝喜企业有限公司及侨南置业有限公司已于 2013 年 1 月 19 日正式解散。

中捷有限公司及中南（代理人）服务有限公司已于 2013 年 2 月 23 日正式解散。

金城投资发展（香港）有限公司已于 2013 年 8 月 21 日正式解散。

Appendix

Subsidiaries of the Bank

The particulars of our subsidiaries are as follows:

Name of company	Place and date of incorporation/ operation	Issued and fully paid up share capital/ registered capital	Interest held	Principal activities
Nanyang Commercial Bank, Limited	Hong Kong 2 February 1948	Ordinary shares HK\$700,000,000	100.00%	Banking business
Chiyu Banking Corporation Limited	Hong Kong 24 April 1947	Ordinary shares HK\$300,000,000	70.49%	Banking business
BOC Credit Card (International) Limited	Hong Kong 9 September 1980	Ordinary shares HK\$480,000,000	100.00%	Credit card services
Bank of China (Hong Kong) Nominees Limited	Hong Kong 1 October 1985	Ordinary shares HK\$2	100.00%	Nominee services
Bank of China (Hong Kong) Trustees Limited	Hong Kong 6 November 1987	Ordinary shares HK\$3,000,000	100.00%	Trustee and agency services
BOC Group Trustee Company Limited	Hong Kong 1 December 1997	Ordinary shares HK\$200,000,000	64.20%	Trustee services
BOC Travel Services Limited	Hong Kong 24 August 1982	Ordinary shares HK\$2,000,000	100.00%	Travel services
BOCHK Financial Products (Cayman) Limited	Cayman Islands 10 November 2006	Ordinary shares US\$50,000	100.00%	Issuing structured notes
BOCHK Information Technology (Shenzhen) Co., Ltd.	PRC 16 April 1990	Registered capital HK\$70,000,000	100.00%	Property holding and investment
BOCHK Information Technology Services (Shenzhen) Ltd.	PRC 26 May 1993	Registered capital HK\$40,000,000	100.00%	Information technology services
BOCI-Prudential Trustee Limited	Hong Kong 11 October 1999	Ordinary shares HK\$300,000,000	41.10%	Trustee services
Che Hsing (Nominees) Limited	Hong Kong 23 April 1980	Ordinary shares HK\$10,000	100.00%	Nominee services
Chiyu Banking Corporation (Nominees) Limited	Hong Kong 3 November 1981	Ordinary shares HK\$100,000	70.49%	Investment holding
Grace Charter Limited	Hong Kong 4 May 2001	Ordinary shares HK\$2	70.49%	Investment holding

Appendix (continued)

Subsidiaries of the Bank (continued)

<u>Name of company</u>	<u>Place and date of incorporation/ operation</u>	<u>Issued and fully paid up share capital/ registered capital</u>	<u>Interest held</u>	<u>Principal activities</u>
G.Z.Y. Microfilm Technology (Shenzhen) Co., Ltd.	PRC 24 September 1993	Registered capital HK\$40,000,000	100.00%	Property holding and investment
Kwong Li Nam Investment Agency Limited	Hong Kong 25 May 1984	Ordinary shares HK\$3,050,000	100.00%	Investment agency
Nanyang Commercial Bank (China), Limited	PRC 14 December 2007	Registered capital RMB6,500,000,000	100.00%	Banking business
Nanyang Commercial Bank (Nominees) Limited	Hong Kong 22 August 1980	Ordinary shares HK\$50,000	100.00%	Nominee services
Nanyang Commercial Bank Trustee Limited	Hong Kong 22 October 1976	Ordinary shares HK\$3,000,000	100.00%	Trustee services
Po Sang Financial Investment Services Company Limited	Hong Kong 23 September 1980	Ordinary shares HK\$95,000,000	100.00%	Gold trading and investment holding
Po Sang Futures Limited	Hong Kong 19 October 1993	Ordinary shares HK\$95,000,000	100.00%	Securities and futures brokerage
Seng Sun Development Company, Limited	Hong Kong 11 December 1961	Ordinary shares HK\$2,800,000	70.49%	Investment holding
Sin Chiao Enterprises Corporation, Limited	Hong Kong 13 September 1961	Ordinary shares HK\$3,000,000	100.00%	Property holding and investment
Sin Hua Trustee Limited	Hong Kong 27 October 1978	Ordinary shares HK\$3,000,000	100.00%	Trustee services
Sino Information Services Company Limited	Hong Kong 11 February 1993	Ordinary shares HK\$7,000,000	100.00%	Information services

G.Z.Y. Microfilm Technology (Shenzhen) Co., Ltd. commenced winding up on 26 December 2011.

BOC Travel Services Limited commenced members' voluntary winding up on 23 November 2012.

Sin Mei (Nominee) Limited, Kincheng (Nominees) Limited, Sin Yeh Shing Company Limited, Track Link Investment Limited, Po Hay Enterprises Limited and Kiu Nam Investment Corporation Limited were dissolved on 19 January 2013.

Chung Chiat Company Limited and The China-South Sea (Nominees) Services Limited were dissolved on 23 February 2013.

Kincheng Investments & Developments (H.K.) Limited was dissolved on 21 August 2013.

释义

在本年报中，除非文义另有所指，否则下列词汇具有以下涵义：

词汇	涵义
「中国银行」	中国银行股份有限公司，一家根据中国法例成立之商业银行及股份制有限责任公司，其 H 股及 A 股股份分别于香港联交所及上海证券交易所挂牌上市
「中银香港慈善基金」	中国银行（香港）有限公司慈善基金（前称中银集团慈善基金），成立于 1994 年 7 月
「中银香港（控股）」	中银香港（控股）有限公司，根据香港法例注册成立之公司
「中银香港」或「本银行」	中国银行（香港）有限公司，根据香港法例注册成立之公司，并为中银香港（控股）有限公司之全资附属公司
「中银国际」	中银国际控股有限公司，根据香港法例注册成立之公司，并为中国银行之全资附属公司
「董事会」	本银行的董事会
「中投」	中国投资有限责任公司
「汇金」	中央汇金投资有限责任公司
「集友」	集友银行有限公司，根据香港法例注册成立之公司，中银香港占其 70.49% 股权
「惠誉」	惠誉国际评级
「金管局」	香港金融管理局
「香港」	香港特别行政区
「香港政府」	香港特别行政区政府
「上市规则」	香港联合交易所有限公司证券上市规则
「强积金」	强制性公积金
「强积金条例」	强制性公积金计划条例，香港法例第 485 章（修订）
「内地」或「中国内地」	中华人民共和国内地
「中期票据计划」	由中银香港于 2011 年 9 月 2 日订立的中期票据计划
「穆迪」	穆迪投资者服务
「南商」	南洋商业银行有限公司，根据香港法例注册成立之公司，并为中银香港之全资附属公司
「南商（中国）」	南洋商业银行（中国）有限公司，根据中国法例注册成立之公司，并为南商之全资附属公司

释义 (续)

词汇	涵义
「中国」	中华人民共和国
「人民币」	人民币，中国法定货币
「标准普尔」	标准普尔评级服务
「联交所」或「香港联交所」	香港联合交易所有限公司
「本集团」	本银行及其附属公司
「风险值」	风险持仓涉险值

Definitions

In this Annual Report, unless the context otherwise requires, the following terms shall have the meanings set out below:

Terms	Meanings
"ABS"	Asset-backed Securities
"ALCO"	the Asset and Liability Management Committee
"AT1"	Additional Tier 1
"ATM"	Automated Teller Machine
"BOC"	Bank of China Limited, a joint stock commercial bank with limited liability established under the laws of the PRC, the H shares and A shares of which are listed on the Hong Kong Stock Exchange and the Shanghai Stock Exchange respectively
"BOCHK Charitable Foundation"	Bank of China (Hong Kong) Limited Charitable Foundation (formerly known as the "Bank of China Group Charitable Foundation"), a charitable foundation being established in July 1994
"BOCHK (Holdings)"	BOC Hong Kong (Holdings) Limited, a company incorporated under the laws of Hong Kong
"BOCHK" or "the Bank"	Bank of China (Hong Kong) Limited, a company incorporated under the laws of Hong Kong and a wholly-owned subsidiary of BOC Hong Kong (Holdings) Limited
"BOCI"	BOC International Holdings Limited, a company incorporated under the laws of Hong Kong and a wholly-owned subsidiary of BOC
"BOCI-Prudential Manager"	BOCI-Prudential Asset Management Limited, a company incorporated under the laws of Hong Kong, in which BOCI Asset Management Limited, a wholly-owned subsidiary of BOC International Holdings Limited, and Prudential Corporation Holdings Limited hold equity interests of 64% and 36% respectively
"BOCI-Prudential Trustee"	BOCI-Prudential Trustee Limited, a company incorporated under the laws of Hong Kong, in which BOC Group Trustee Company Limited and Prudential Corporation Holdings Limited hold equity interests of 64% and 36% respectively
"Board" or "Board of Directors"	the Board of Directors of BOCHK
"CE"	Chief Executive
"CET1"	Common Equity Tier 1
"CFO"	Chief Financial Officer
"CIC"	China Investment Corporation
"CRM"	Credit Risk Mitigation
"CRO"	Chief Risk Officer
"CVA"	Credit Valuation Adjustment

Definitions (continued)

Terms	Meanings
“Central Huijin”	Central Huijin Investment Ltd.
“Chiyu”	Chiyu Banking Corporation Limited, a company incorporated under the laws of Hong Kong, in which BOCHK holds an equity interest of 70.49%
“DCE”	Deputy Chief Executive
“DVA”	Debit Valuation Adjustment
“EAD”	Exposure at Default
“ECAI(s)”	External Credit Assessment Institution(s)
“EL”	Expected Loss
“EURIBOR”	Euro Interbank Offered Rate
“EV”	Economic Value Sensitivity Ratio
“FIRB”	Foundation Internal Ratings-based
“Fitch”	Fitch Ratings
“HKAS(s)”	Hong Kong Accounting Standard(s)
“HKFRS(s)”	Hong Kong Financial Reporting Standard(s)
“HKICPA”	Hong Kong Institute of Certified Public Accountants
“HK(IFRIC)-Int”	Hong Kong (IFRIC) Interpretation
“HKMA”	Hong Kong Monetary Authority
“HK(SIC)-Int”	Hong Kong (SIC) Interpretation
“Hong Kong” or “Hong Kong SAR”	Hong Kong Special Administrative Region
“ICAAP”	Internal Capital Adequacy Assessment Process
“IMM”	Internal Models

Definitions (continued)

Terms	Meanings
“IRB”	Internal Ratings-based
“IT”	Information Technology
“LGD”	Loss Given Default
“LSC”	Legal Services Centre
“Listing Rules”	the Rules Governing the Listing of Securities on The Stock Exchange of Hong Kong Limited
“MBS”	Mortgage-backed Securities
“MC”	the Management Committee
“MPF”	Mandatory Provident Fund
“MPF Schemes Ordinance”	the Mandatory Provident Fund Schemes Ordinance, Chapter 485 of the Laws of Hong Kong, as amended
“Mainland” or “Mainland of China”	the mainland of the PRC
“Medium Term Note Programme”	the medium term note programme was established by BOCHK on 2 September 2011
“Moody’s”	Moody’s Investors Service
“NCB”	Nanyang Commercial Bank, Limited, a company incorporated under the laws of Hong Kong and a wholly-owned subsidiary of BOCHK
“NCB (China)”	Nanyang Commercial Bank (China), Limited, a company incorporated under the laws of the PRC and a wholly-owned subsidiary of NCB
“OR&CD”	the Operational Risk & Compliance Department
“ORSO schemes”	the Occupational Retirement Schemes under Occupational Retirement Schemes Ordinance, Chapter 426 of the Laws of Hong Kong
“OTC”	Over-the-counter
“PD”	Probability of Default
“PRC”	the People’s Republic of China
“PVBP”	Price Value of a Basis Point
“RC”	the Risk Committee
“RMB” or “Renminbi”	Renminbi, the lawful currency of the PRC
“RMD”	the Risk Management Department
“RWA”	Risk-weighted Assets
“SC”	Steering Committee

Definitions (continued)

Terms	Meanings
“STC”	Standardised (Credit Risk)
“STM”	Standardised (Market Risk)
“STO”	Standardised (Operational Risk)
“Standard & Poor’s”	Standard & Poor’s Ratings Services
“Stock Exchange” or “Hong Kong Stock Exchange”	The Stock Exchange of Hong Kong Limited
“the Group”	the Bank and its subsidiaries collectively referred as the Group
“US”	the United States of America
“VAR”	Value at Risk



中國銀行(香港)有限公司
BANK OF CHINA (HONG KONG) LIMITED
