

2014 年報 Annual Report



2014 年報
Annual Report 2014



| 目錄 | 頁數 | CONTENTS | PAGE |
|----------------------------|-----|--|------|
| 董事會報告 | 1 | Report of the Directors | 4 |
| 公司治理 | 7 | Corporate Governance | 20 |
| 獨立核數師報告 | 36 | Independent Auditors' Report | 37 |
| 綜合收益表 | 38 | Consolidated Income Statement | 38 |
| 綜合全面收益表 | 39 | Consolidated Statement of Comprehensive Income | 39 |
| 全面收益表 | 40 | Statement of Comprehensive Income | 40 |
| 綜合資產負債表 | 41 | Consolidated Balance Sheet | 41 |
| 資產負債表 | 43 | Balance Sheet | 43 |
| 綜合權益變動表 | 45 | Consolidated Statement of Changes in Equity | 45 |
| 權益變動表 | 47 | Statement of Changes in Equity | 47 |
| 綜合現金流量表 | 48 | Consolidated Cash Flow Statement | 48 |
| 財務報表附註 | | Notes to the Financial Statements | |
| 1. 主要業務 | 49 | 1. Principal activities | 49 |
| 2. 主要會計政策摘要 | 49 | 2. Summary of significant accounting policies | 49 |
| 3. 應用會計政策時之重大會計估計及判斷 | 102 | 3. Critical accounting estimates and judgements in applying accounting policies | 102 |
| 4. 金融風險管理 | 105 | 4. Financial risk management | 105 |
| 5. 資產和負債的公平值 | 212 | 5. Fair values of assets and liabilities | 212 |
| 6. 淨利息收入 | 238 | 6. Net interest income | 238 |
| 7. 淨服務費及佣金收入 | 239 | 7. Net fee and commission income | 239 |
| 8. 淨交易性收益 | 240 | 8. Net trading gain | 240 |
| 9. 其他金融資產之淨收益 | 240 | 9. Net gain on other financial assets | 240 |
| 10. 其他經營收入 | 240 | 10. Other operating income | 240 |
| 11. 減值準備淨撥備 | 241 | 11. Net charge of impairment allowances | 241 |
| 12. 經營支出 | 242 | 12. Operating expenses | 242 |
| 13. 投資物業出售/公平值調整之淨收益 | 243 | 13. Net gain from disposal off/fair value adjustments on investment properties | 243 |
| 14. 出售/重估物業、器材及設備之淨(虧損)/收益 | 243 | 14. Net (loss)/gain from disposal/revaluation of properties, plant and equipment | 243 |
| 15. 稅項 | 244 | 15. Taxation | 244 |
| 16. 本銀行股東應佔溢利 | 245 | 16. Profit attributable to the equity holders of the Bank | 245 |
| 17. 股息 | 246 | 17. Dividends | 246 |
| 18. 退休福利成本 | 247 | 18. Retirement benefit costs | 247 |
| 19. 董事、高層管理人員及主要人員酬金 | 248 | 19. Directors', senior management's and key personnel's emoluments | 248 |
| 20. 庫存現金及存放銀行及其他金融機構的結餘 | 254 | 20. Cash and balances with banks and other financial institutions | 254 |
| 21. 公平值變化計入損益之金融資產 | 254 | 21. Financial assets at fair value through profit or loss | 254 |
| 22. 衍生金融工具及對沖會計 | 257 | 22. Derivative financial instruments and hedge accounting | 257 |
| 23. 貸款及其他賬項 | 270 | 23. Advances and other accounts | 270 |
| 24. 貸款減值準備 | 271 | 24. Loan impairment allowances | 271 |
| 25. 證券投資 | 275 | 25. Investment in securities | 275 |
| 26. 附屬公司權益 | 282 | 26. Interests in subsidiaries | 282 |
| 27. 聯營公司及合資企業權益 | 283 | 27. Interests in associates and a joint venture | 283 |
| 28. 投資物業 | 284 | 28. Investment properties | 284 |
| 29. 物業、器材及設備 | 286 | 29. Properties, plant and equipment | 286 |
| 30. 其他資產 | 292 | 30. Other assets | 292 |
| 31. 香港特別行政區流通紙幣 | 292 | 31. Hong Kong SAR currency notes in circulation | 292 |

| 目錄 | 頁數 | CONTENTS | PAGE |
|------------------------|---------|--|---------|
| 32. 公平值變化計入損益之金融負債 | 293 | 32. Financial liabilities at fair value through profit or loss | 293 |
| 33. 客戶存款 | 294 | 33. Deposits from customers | 294 |
| 34. 已發行債務證券及存款證 | 294 | 34. Debt securities and certificates of deposit in issue | 294 |
| 35. 其他賬項及準備 | 295 | 35. Other accounts and provisions | 295 |
| 36. 已抵押資產 | 295 | 36. Assets pledged as security | 295 |
| 37. 遞延稅項 | 296 | 37. Deferred taxation | 296 |
| 38. 後償負債 | 299 | 38. Subordinated liabilities | 299 |
| 39. 股本 | 299 | 39. Share capital | 299 |
| 40. 儲備 | 299 | 40. Reserves | 299 |
| 41. 綜合現金流量表附註 | 300 | 41. Notes to consolidated cash flow statement | 300 |
| 42. 或然負債及承擔 | 302 | 42. Contingent liabilities and commitments | 302 |
| 43. 資本承擔 | 303 | 43. Capital commitments | 303 |
| 44. 經營租賃承擔 | 303 | 44. Operating lease commitments | 303 |
| 45. 訴訟 | 304 | 45. Litigation | 304 |
| 46. 分類報告 | 305 | 46. Segmental reporting | 305 |
| 47. 金融工具之抵銷 | 310 | 47. Offsetting financial instruments | 310 |
| 48. 金融資產轉移 | 312 | 48. Transfers of financial assets | 312 |
| 49. 董事及高級職員貸款 | 312 | 49. Loans to directors and officers | 312 |
| 50. 主要之有關連人士交易 | 313 | 50. Significant related party transactions | 313 |
| 51. 貨幣風險 | 317 | 51. Currency concentrations | 317 |
| 52. 跨國債權 | 318 | 52. Cross-border claims | 318 |
| 53. 非銀行的內地風險承擔 | 319 | 53. Non-bank Mainland exposures | 319 |
| 54. 最終控股公司 | 321 | 54. Ultimate holding company | 321 |
| 55. 財務報表核准 | 321 | 55. Approval of financial statements | 321 |
| 未經審核之補充財務資料 | | Unaudited Supplementary Financial Information | |
| 1. 信貸、市場及操作風險的監管資本 | 322 | 1. Regulatory capital for credit, market and operational risks | 322 |
| 2. 信貸風險資本規定 | 323 | 2. Capital requirements for credit risk | 323 |
| 3. 內部評級基準計算法下的信貸風險 | 324 | 3. Credit risk under the internal ratings-based approach | 324 |
| 4. 標準（信貸風險）計算法下的信貸風險 | 348 | 4. Credit risk under the standardised (credit risk) approach | 348 |
| 5. 交易對手信貸風險相關承擔 | 351 | 5. Counterparty credit risk-related exposures | 351 |
| 6. 資產證券化 | 355 | 6. Assets securitisation | 355 |
| 7. 市場風險資本要求 | 359 | 7. Capital charge for market risk | 359 |
| 8. 操作風險資本要求 | 362 | 8. Capital charge for operational risk | 362 |
| 9. 銀行賬的股權風險承擔 | 362 | 9. Equity exposures in banking book | 362 |
| 10. 風險管理 | 363 | 10. Risk Management | 363 |
| 附錄—本銀行之附屬公司 | 371 | Appendix – Subsidiaries of the Bank | 373 |
| 釋義 | 375 | Definitions | 377 |

董事會報告

董事會同仁謹此提呈本集團截至 2014 年 12 月 31 日止之董事會報告及經審核之綜合財務報表。

主要業務

本銀行為根據香港《銀行業條例》項下所規定獲發牌的持牌銀行。本集團之主要業務為提供銀行及相關之金融服務。本集團及本銀行於本年度按業務分類的經營狀況分析詳情載於財務報表附註 46。

業績及分配

本集團在本年度之業績載於第 38 頁之綜合收益表。

於 2014 年 8 月 19 日，董事會宣派中期股息每股普通股港幣 0.066 元，總額約為港幣 28.41 億元，並已於 2014 年 9 月 18 日支付。

於 2014 年 12 月 17 日，董事會宣派中期股息每股普通股港幣 0.074 元，總額約為港幣 31.85 億元，並已於 2014 年 12 月 31 日支付。

於 2015 年 3 月 25 日，董事會宣派中期股息每股普通股港幣 0.066 元，總額約為港幣 28.41 億元。此宣派中期股息並未於財務報表中列作應付股息，但將於截至 2015 年 12 月 31 日止年度列作留存盈利分配。

董事會建議不派發 2014 年度的末期股息。

儲備

本集團及本銀行之儲備變動詳情分別載於第 45 至 47 頁之綜合權益變動表及權益變動表。

捐款

本集團於年內之慈善及其他捐款總額約為港幣 8 百萬元。

註：此捐款並不包括「中銀香港慈善基金」（下稱「基金」）向外界作出的捐款及贊助。「基金」是在香港註冊的獨立法人，是根據《稅務條例》獲豁免繳稅的慈善機構。

物業、器材及設備

本集團及本銀行之物業、器材及設備變動詳情載於財務報表附註 29。

董事會報告 (續)

董事

於年內及截至本報告書日期止，本銀行的董事名單如下：

| | | |
|-------------|------------------|--|
| 董事長 | 田國立 [#] | |
| 副董事長 | 陳四清 [#] | (自2014年3月25日起獲委任為副董事長) |
| | 岳毅 | (自2014年5月22日起獲委任為非執行董事並自2015年3月6日起獲調任為執行董事及獲委任為副董事長) |
| | 李禮輝 [#] | (自2014年3月25日起辭任) |
| | 和廣北 | (自2015年3月6日起辭任) |
| 董事 | 李早航 [#] | |
| | 祝樹民 [#] | (自2014年5月22日起獲委任) |
| | 高迎欣 [#] | (自2015年3月11日起獲調任為非執行董事) |
| | 鄭汝樺* | (自2014年10月30日起獲委任) |
| | 高銘勝* | |
| | 單偉建* | |
| | 童偉鶴* | |
| | 周載群 [#] | (自2014年3月25日起退休) |
| | 馮國經* | (自2014年6月11日起退任) |
| | 寧高寧* | (自2014年10月30日起辭任) |

[#] 非執行董事

* 獨立非執行董事

根據組織章程細則第87條，陳四清先生、高銘勝先生及童偉鶴先生的任期會於即將召開的股東週年大會上屆滿。所有將退任董事願意於即將召開的股東週年大會上重選連任。組織章程細則第85條同時規定，於年內獲董事會委任的董事任期將於下屆股東週年大會屆滿，惟可於該股東大會重選連任。據此，就董事會於2014年10月30日委任的鄭汝樺女士的任期將於即將召開的股東週年大會上屆滿，並願意重選連任。

董事於重大合約之權益

於本年度內，本銀行、其控股公司、或其任何附屬公司或各同系附屬公司概無就本集團業務訂立任何重大、而任何董事直接或間接擁有重大權益的合約。

管理合約

中銀香港（控股）與本銀行已簽訂服務協議，中銀香港（控股）據此向本銀行提供管理及投資者關係服務，並以此收取服務費。任何一方可向另一方發出不少於3個月之通知以終止該協議。

符合《銀行業（披露）規則》

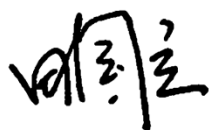
本年報符合《銀行業條例》項下《銀行業（披露）規則》之有關要求。

董事會報告 (續)

核數師

2014年度之財務報表乃由安永會計師事務所(「安永」)審計，其為於本銀行2013年5月28日舉行的股東週年大會上獲委任的新核數師，接替退任的羅兵咸永道會計師事務所。安永將於2015年度股東週年大會上退任，並表示願意繼續受聘。

承董事會命



董事長
田國立

香港，2015年3月25日

Report of the Directors

The Directors are pleased to present their report together with the audited consolidated financial statements of the Group for the year ended 31 December 2014.

Principal Activities

The Bank is a licensed bank authorised under the Hong Kong Banking Ordinance. The principal activities of the Group are the provision of banking and related financial services. An analysis of the Group's and the Bank's performance for the year by business segments are set out in Note 46 to the Financial Statements.

Results and Appropriations

The results of the Group for the year are set out in the consolidated income statement on page 38.

On 19 August 2014, the Board declared an interim dividend of HK\$0.066 per ordinary share amounting to approximately HK\$2,841 million, which was paid on 18 September 2014.

On 17 December 2014, the Board declared an interim dividend of HK\$0.074 per ordinary share amounting to approximately HK\$3,185 million, which was paid on 31 December 2014.

On 25 March 2015, the Board declared an interim dividend of HK\$0.066 per ordinary share amounting to approximately HK\$2,841 million. This declared interim dividend is not reflected as a dividend payable in the financial statements, but will be reflected as an appropriation of retained earnings for the year ending 31 December 2015.

The Board does not recommend the payment of a final dividend for the year 2014.

Reserves

Details of movements in the reserves of the Group and the Bank are set out in the consolidated statement of changes in equity and the statement of changes in equity respectively on pages 45 to 47.

Donations

Charitable and other donations made by the Group during the year amounted to approximately HK\$8 million.

Note: These donations do not include the donations and sponsorships made by BOCHK Charitable Foundation ("the Foundation"). The Foundation is a separate legal entity established in Hong Kong and is a charitable institution exempt from tax under the Inland Revenue Ordinance.

Properties, Plant and Equipment

Details of movements in properties, plant and equipment of the Group and the Bank are set out in Note 29 to the Financial Statements.

Report of the Directors (continued)

Directors

The Directors of the Bank during the year and up to the date of this report are:

| | | |
|----------------------|--|--|
| Chairman | TIAN Guoli [#] | |
| Vice Chairmen | CHEN Siqing [#] YUE Yi | (appointment as Vice Chairman effective from 25 March 2014) (appointment as Non-executive Director with effect from 22 May 2014, re-designation as Executive Director and appointment as Vice Chairman effective from 6 March 2015) |
| | LI Lihui [#] HE Guangbei | (resignation effective from 25 March 2014) (resignation effective from 6 March 2015) |
| Directors | LI Zaohang [#] ZHU Shumin [#] GAO Yingxin [#] | (appointment effective from 22 May 2014) (re-designation as Non-executive Director effective from 11 March 2015) |
| | CHENG Eva* KOH Beng Seng* SHAN Weijian* | (appointment effective from 30 October 2014) |
| | TUNG Savio Wai-Hok* ZHOU Zaiqun [#] FUNG Victor Kwok King* NING Gaoning* | (retirement effective from 25 March 2014) (retirement effective from 11 June 2014) (resignation effective from 30 October 2014) |

[#] Non-executive Directors

* Independent Non-executive Directors

In accordance with Article 87 of the Articles of Association, the terms of office of Mr CHEN Siqing, Mr KOH Beng Seng and Mr TUNG Savio Wai-Hok will expire at the forthcoming annual general meeting. All the retiring Directors being eligible, will offer themselves for re-election at the forthcoming annual general meeting. Further, pursuant to Article 85 of the Articles of Association, any Director appointed by the Board during the year shall hold office only until the next following annual general meeting, and shall then be eligible for re-election at such meeting. Accordingly, the term of office of Mdm CHENG Eva, who had been appointed on 30 October 2014, will expire at the forthcoming annual general meeting and, being eligible, will offer herself for re-election.

Directors' Interests in Contracts of Significance

No contracts of significance, in relation to the Group's business to which the Bank, its holding companies, or any of its subsidiaries or fellow subsidiaries was a party and in which a Director had a material interest, whether directly or indirectly, subsisted at the end of the year or at any time during the year.

Management Contracts

There exists a services agreement between BOCHK (Holdings) and the Bank whereby BOCHK (Holdings) provides management and investor relations services to the Bank and under which costs are reimbursed and fees are payable. The said agreement can be terminated by either party giving not less than three months' prior notice.

Report of the Directors (continued)


Compliance with the Banking (Disclosure) Rules

This Annual Report complies with the applicable requirements set out in the Banking (Disclosure) Rules under the Banking Ordinance.

Auditor

The financial statements for the year 2014 have been audited by Ernst & Young ("EY") who has been appointed as new auditor of the Bank at the annual general meeting of the Bank held on 28 May 2013 upon the retirement of PricewaterhouseCoopers. EY will retire and offer themselves for re-appointment at the 2015 annual general meeting.

On behalf of the Board



TIAN Guoli
Chairman

Hong Kong, 25 March 2015

公司治理

為保障股東、客戶和員工的利益，本銀行致力維持和強化高水準的公司治理。除了全面符合香港有關的法律法規以及金管局及香港證券及期貨事務監察委員會等監管機構的各項規定和指引外，本銀行已全面符合由金管局發出的監管政策手冊 **CG-1**「本地註冊認可機構的企業管治」（「監管政策手冊 **CG-1**」）。為進一步提升公司治理水平，本銀行亦會留意市場趨勢及根據監管機構所發佈的指引及要求，修訂公司治理制度及加強相關措施。

公司治理政策

本銀行認同建立高水平公司治理的重要性，並致力維持有效的公司治理架構以實現本銀行的長遠成就。本銀行亦堅定地致力維護及加強良好公司治理的原則及實踐，已建立的良好公司治理架構對本銀行的商業道德操守作出指導及規範，令股東和利益相關者的整體權益得以持續地保障及維護。

公司治理架構

董事會及管理層的職責

董事會作為本銀行治理架構核心，與管理層之間具有明確分工。董事會負責給予管理層高階指引和有效監控。一般而言，董事會負責：

- 制訂本集團的中長期戰略並監控其執行情況；
- 審批年度業務計劃和財務預算；
- 批准有關年度、中期及季度業績；
- 審查及監控本集團的風險管理及內部監控；
- 確保本集團的良好公司治理及合規工作；及
- 監察本集團管理層的工作表現。

董事會特別授權管理層執行已確定的策略方針，由其負責本集團日常營運並向董事會報告。為此，董事會訂立了清晰的書面指引，特別明確管理層應向董事會匯報的各種情況，以及管理層應取得董事會批准後才可以代表本集團作出的各種決定或訂立的各種承諾等。董事會將對這些授權和指引進行定期重檢。

主席及總裁的角色

為避免使權力集中於一位人士，本銀行董事長及總裁分別由兩人擔任，兩者之間分工明確並已在董事會的職責約章中作出明文規定。簡而言之，董事長負責確保董事會適當地履行其職能，貫徹良好公司治理常規及程序。此外，作為董事會的主席，董事長亦負責確保所有董事均適當知悉當前的事項，及時得到充分、完備、可靠的信息。而總裁則負責領導整個管理層，推行董事會所採納的重要策略及發展戰略。管理委員會在總裁的領導下對日常營運進行管理，貫徹業務發展策略，實現本集團的長遠目標和戰略。

董事會附屬委員會

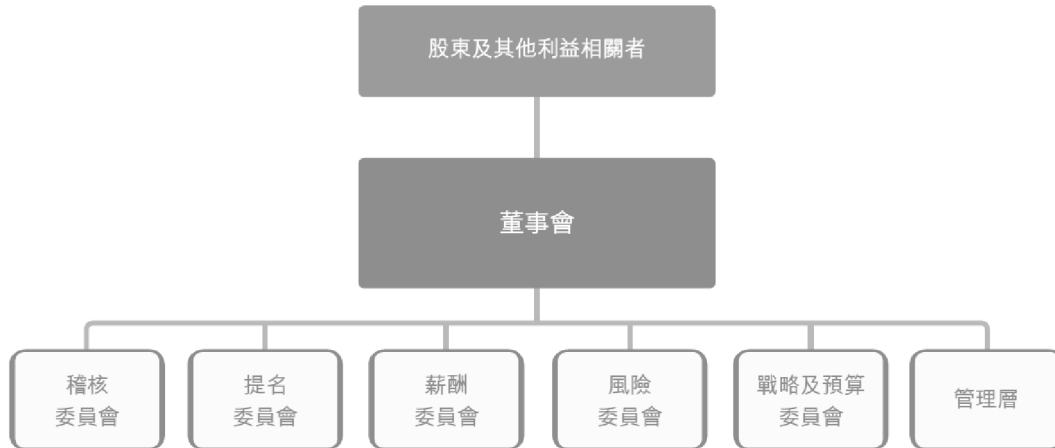
董事會在考慮有關的業界做法和公司治理國際最佳慣例的基礎上，下設五個常設附屬委員會—稽核委員會、提名委員會、薪酬委員會、風險委員會和戰略及預算委員會，負責協助董事會履行其職責。此外，董事會亦會按需要授權一個完全由獨立非執行董事組成的獨立董事委員會，負責審閱、批准和監控根據有關法律和監管規定要求須由董事會批准的關連交易（包括持續關連交易）。

各附屬委員會均具有清晰界定的職責約章，並就其職權範圍內的有關事項向董事會提出意見，或在適當情況下按轉授權力作出決定。所有附屬委員會均獲指派專業秘書部門，以確保有關委員會備有足夠資源，有效地及恰當地履行其職責。董事會及附屬委員會亦有參與各專業秘書部門的年度考核工作，以保證及提升各專業秘書部門的服務質量及向董事會及附屬委員會提供充分及高效率的支援服務。此外，根據其職責約章的規定，董事會及各附屬委員會亦會每年評估及審查其工作程序及有效性，以確定須予改進的地方。

公司治理（續）

公司治理架構（續）

有關本銀行的公司治理架構可以參見下圖：



有關本銀行董事會所採用的公司治理原則和架構、董事會及各附屬委員會的組成及其職責約章、公司治理政策及信息披露政策等信息，在本銀行的網址 www.bochk.com 中「有關我們」的「公司治理」一節內均有詳細列載。

董事會

董事會的組成及任期

本銀行董事會以非執行董事及獨立非執行董事佔大多數，以保證董事會決策的獨立、客觀及對管理層實行全面和公正的監控。董事會誠實、善意地行事，並按照本集團的最佳利益客觀地作出決策，以盡力實現股東的長遠及最大價值並切實履行對本集團其他利益相關者的公司責任。

董事會現有董事 10 名，包括 4 名獨立非執行董事，5 名非執行董事及 1 名執行董事。陳四清先生自 2014 年 3 月 25 日起獲委任為本銀行副董事長和前提名及薪酬委員會委員，並不再擔任風險委員會和戰略及預算委員會委員；祝樹民先生自 2014 年 5 月 22 日起獲委任為本銀行非執行董事、風險委員會和戰略及預算委員會委員；鄭汝樺女士自 2014 年 10 月 30 日起獲委任為本銀行獨立非執行董事、審核委員會和戰略及預算委員會委員；岳毅先生自 2015 年 3 月 6 日起由非執行董事（於 2014 年 5 月 22 日起委任）調任為本銀行執行董事、獲委任為副董事長兼總裁，不再擔任風險委員會委員，但留任戰略及預算委員會委員；及高迎欣先生自 2015 年 3 月 11 日起由執行董事調任為非執行董事，並獲委任為風險委員會和戰略及預算委員會委員。

自 2014 年 3 月 25 日起，李禮輝先生辭任本銀行副董事長、非執行董事，並不再擔任前提名及薪酬委員會委員；周載群先生退休，不再擔任本銀行非執行董事、審核委員會委員和戰略及預算委員會主席；李早航先生獲委任為本銀行戰略及預算委員會主席，並不再擔任風險委員會委員。馮國經博士自 2014 年 6 月 11 日舉行的股東週年大會結束後退任本銀行獨立非執行董事、審核委員會和戰略及預算委員會委員；寧高寧先生自 2014 年 10 月 30 日辭任本銀行獨立非執行董事，並不再擔任戰略及預算委員會委員；及和廣北先生自 2015 年 3 月 6 日起辭任本銀行副董事長、執行董事兼總裁，並不再擔任戰略及預算委員會委員。除上述披露者外，於本年度及截至本年報日期止，並無其他董事會及附屬委員會的成員變動。

本銀行目前所有非執行董事、獨立非執行董事均有固定任期約為三年，並獲發正式聘書以訂明其委任的主要條款及條件。根據組織章程細則第 87 條，陳四清先生、高銘勝先生及童偉鶴先生將於即將召開的股東週年大會上告退並願意重選連任。組織章程細則亦規定，於年內獲董事會委任的董事任期將於下屆股東週年大會屆滿，惟可於該股東大會重選連任。據此，就董事會於 2014 年 10 月 30 日委任的鄭汝樺女士的任期將於即將召開的股東週年大會上屆滿，並願意重選連任。關於董事重選的進一步詳情列載於本年報中的「董事會報告」部分。此外，本銀行亦已制定一套關於委任獨立非執行董事的書面及正式制度，以確保委任程序的規範化、全面性及透明度。

公司治理（續）

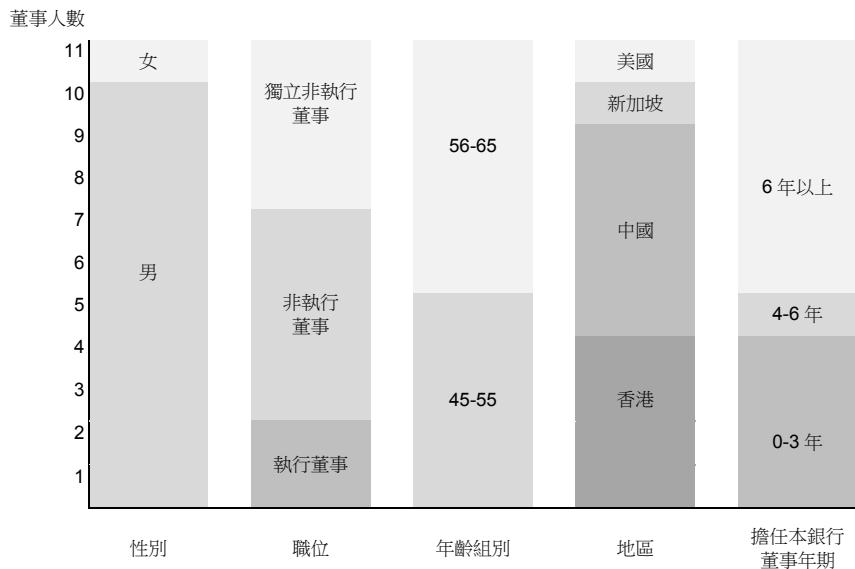
董事會（續）

董事會成員多元化及獨立性

本銀行認同董事會成員多元化的重要性及裨益。為提升董事會效益及企業管治水平，本銀行董事會按已訂立《董事會成員多元化政策》的指引，在物色適當及合資格人選為董事會成員時，從多個方面考慮董事會成員多元化，包括但不限於性別、年齡、文化及教育背景、種族、地區、專業經驗、技能、知識等，務求令董事會成員的組成在以上各個範疇達到合適的比例。同時，董事會成員的委任將以董事會整體運作所需的技能和經驗為本，用人唯才為原則，同時充分考慮前述各項董事會成員多元化因素。

目前董事會成員中，所有董事均擁有廣泛的銀行業與管理經驗。此外，獨立非執行董事的佔比超過董事會成員的三分之一，並包括了多名具備戰略發展、財務及／或風險管理專長的獨立非執行董事。董事會訂立了《董事獨立性政策》，以規範獨立非執行董事的獨立性。本銀行已收到各獨立非執行董事根據該獨立性政策而作出的年度確認書。基於所掌握的資料，本銀行確認所有獨立非執行董事的獨立身分。

年內董事會的組成分析如下：



田國立先生、陳四清先生及李早航先生乃中國銀行執行董事；祝樹民先生乃中國銀行副行長；岳毅先生乃中國銀行前副行長（其自 2015 年 3 月 6 日起辭任該職位）；李禮輝先生曾任中國銀行副董事長、執行董事及行長（其自 2014 年 1 月 28 日起辭任該等職位）；周載群先生曾任中國銀行執行董事及副行長（其自 2011 年 5 月 28 日起辭任該等職位）。除上述披露者外，董事會成員之間並無任何關係，包括財務、業務、家屬或其他重大的關係。

另外，本銀行董事會的職責約章中已明確規定，除非有關法律或監管規則允許，否則若有大股東或董事在董事會將予考慮的議題中存在利益衝突，應該該議題舉行董事會會議，而在交易中沒有重大利益的獨立非執行董事應出席該次董事會會議，並就該議題提出專業意見以作進一步審議及審批。

董事責任保險

本銀行於年內已為各董事購買適當的董事責任保險，以保障其因企業行為而引起的賠償責任，本銀行均會為該保險的保額及保障範圍進行年度檢討。

公司治理（續）

董事會（續）

董事培訓及專業發展

為確保新委任董事對本銀行的業務運作有充分瞭解及確保所有董事能定期更新其知識，以便向董事會提供具有充分依據的建議及意見，增加彼等對本銀行的貢獻，董事會據此制訂了一套關於董事入職介紹的董事指引及培訓的書面制度。

本銀行亦適時向各董事會成員提供關於影響董事及本銀行的有關監管條例的重大修訂；以及定期安排董事會成員與管理層會面，以加深董事會成員對本銀行最新的業務發展情況的了解。此外，本銀行鼓勵各董事會成員積極參與持續培訓課程。本銀行亦會適時安排各項相關的專業培訓課程予各董事會成員參加，有關費用一概由中銀香港（控股）負責。

年內，全體董事均已參與持續專業發展以擴展並更新其知識及技能。於 2014 年，本銀行特別邀請專家為董事及高層管理人員進行講座，介紹了反洗錢的最新監管要求、市場發展及風險為本的資本和績效管理的有關情況。各董事亦有參與其認為合適的一系列本地或海外培訓，主持或出席本銀行及外間機構舉辦的有關講座、會議、研討會及課程。相關培訓包括：

- 國家及全球經濟發展；
- 公司治理；
- 最新監管規定；及
- 銀行業發展趨勢等。

董事的年度培訓記錄亦已載入由本銀行備存及不時更新的董事培訓記錄的登記冊中。下列為本銀行全體董事於年內參與持續專業發展的情況概述：

| 董事 ^註 | 企業管治 | 最新監管規定 | 銀行業發展趨勢及全球／ 國家經濟發展 |
|-----------------|------|--------|-----------------------|
| <i>非執行董事</i> | | | |
| 田國立先生 | ✓ | ✓ | ✓ |
| 陳四清先生 | ✓ | ✓ | ✓ |
| 李早航先生 | ✓ | ✓ | ✓ |
| 祝樹民先生 | ✓ | ✓ | ✓ |
| 岳毅先生 | ✓ | ✓ | ✓ |
| <i>獨立非執行董事</i> | | | |
| 鄭汝樺女士 | ✓ | ✓ | ✓ |
| 高銘勝先生 | ✓ | ✓ | ✓ |
| 單偉建先生 | ✓ | ✓ | ✓ |
| 童偉鶴先生 | ✓ | ✓ | ✓ |
| <i>執行董事</i> | | | |
| 和廣北先生 | ✓ | ✓ | ✓ |
| 高迎欣先生 | ✓ | ✓ | ✓ |

附註：於年內辭任或退任董事的培訓記錄並無包括在內。於本年度及截至本年報日期期間的董事變動詳情，請參閱本年報中有關「董事會」的「董事會的組成及任期」段落

公司治理 (續)

董事會 (續)

董事出席董事會、董事會附屬委員會及股東大會會議情況

董事會於 2014 年內共召開 6 次會議，會議平均出席率達 82%。全年會議召開日期及時間安排已於上一年度擬定通過。會議正式通知在會議預定日期至少 14 天前發出予各董事會成員。而所有會議材料連同會議議程一般在會議預定日期至少 7 天前送達全體董事會成員審閱。每次會議議程內容均在事前充分諮詢各董事會成員及高層管理人員意見後，經董事長確認而制訂。此外，為便於非執行董事之間公開坦誠的討論，董事長於每次董事會會議開始議程討論部分前均預留時間與非執行董事（包括獨立非執行董事）進行討論，而執行董事及高層管理人員須暫時避席至該討論完畢。有關做法已形成制度並列入董事會的工作規則內。

各位董事於 2014 年出席董事會、附屬委員會、股東週年大會及股東特別大會的詳情如下：

董事出席會議次數／任期內舉行會議次數

| 董事 ¹ | 董事會 | 董事委員會 | | | | | | 股東大會 | |
|-----------------|-----|-------|-----------------------|----------------------|--------------------|-------|----------|--------|--------|
| | | 稽核委員會 | 提名及薪酬委員會 ² | 提名委員會 ^{2,3} | 薪酬委員會 ² | 風險委員會 | 戰略及預算委員會 | 股東週年大會 | 股東特別大會 |
| 於年內舉行會議次數 | 6 | 5 | 4 | 0 | 1 | 6 | 4 | 1 | 1 |
| 非執行董事 | | | | | | | | | |
| 田國立 (董事長) | 4/6 | - | - | 0/0 | - | - | - | 0/1 | 0/1 |
| 陳四清 (副董事長) | 6/6 | - | 3/3 | 0/0 | 1/1 | 1/1 | 1/1 | 0/1 | 0/1 |
| 李早航 | 4/6 | - | 2/4 | - | 1/1 | 0/1 | 3/3 | 0/1 | 0/1 |
| 祝樹民 | 4/4 | - | - | - | - | 4/5 | 3/3 | 1/1 | 1/1 |
| 岳毅 | 4/4 | - | - | - | - | 3/5 | 2/3 | 1/1 | 1/1 |
| 李禮輝 (前副董事長) | 1/1 | - | 1/1 | - | - | - | - | - | - |
| 周載群 (已退任) | 1/1 | 1/1 | - | - | - | - | 1/1 | - | - |
| 獨立非執行董事 | | | | | | | | | |
| 鄭汝樺 | 1/1 | 1/1 | - | - | - | - | 1/1 | - | - |
| 高銘勝 | 6/6 | 4/5 | 3/4 | 0/0 | 1/1 | 6/6 | - | 1/1 | 1/1 |
| 單偉建 | 5/6 | 5/5 | 3/4 | 0/0 | 1/1 | - | - | 0/1 | 0/1 |
| 董偉鶴 | 5/6 | 5/5 | 4/4 | 0/0 | 1/1 | 5/6 | 3/4 | 1/1 | 1/1 |
| 馮國經 (已退任) | 2/3 | 2/2 | - | - | - | - | 1/1 | 0/1 | 0/1 |
| 寧高寧 (已辭任) | 0/5 | - | - | - | - | - | 0/3 | 0/1 | 0/1 |
| 執行董事 | | | | | | | | | |
| 和廣北 (副董事長兼總裁) | 6/6 | - | - | - | - | - | 4/4 | 1/1 | 1/1 |
| 高迎欣 | 6/6 | - | - | - | - | - | - | 1/1 | 1/1 |
| 平均出席率 | 82% | 96% | 80% | 不適用 | 100% | 79% | 79% | 50% | 50% |

附註：

- 於本年度及截至本年報日期期間的董事變動詳情，請參閱本年報中有關「董事會」的「董事會的組成及任期」段落
- 自 2014 年 10 月 30 日起，提名及薪酬委員會分設為提名委員會和薪酬委員會
- 自 2014 年 10 月 30 日提名及薪酬委員會分設後，於年內提名委員會並沒有舉行任何會議

除正式董事會會議及股東週年大會外，本銀行亦定期安排其他非正式活動以便加強董事會及高層管理人員之間的溝通及交流。例如，本銀行不時舉行工作餐會或邀請董事會成員及高層管理人員參與並就本銀行的業務及策略問題互相交流。同時，本銀行亦已於年內舉辦了董事交流活動，以促進董事會與高層管理人員之間的溝通。

公司治理（續）

董事會附屬委員會

稽核委員會

於年底時，稽核委員會由 4 名委員組成，均為獨立非執行董事，其成員、主要職責及於年內的主要工作如下：

| 成員 | 主要職責 |
|---|--|
| 單偉建先生（主席） 鄭汝樺女士 高銘勝先生 童偉鶴先生 | • 財務報告的真實性和財務報告程序 |
| | • 內部監控系統 |
| | • 內部稽核職能的有效性及其集團稽核主管的績效評估 |
| | • 外部核數師的聘任、資格及獨立性的審查和工作表現的評估，及（如獲董事會授權）酬金的釐定 |
| | • 本銀行及本集團財務報表、財務及業務回顧的定期審閱和年度審計 |
| | • 遵循有關會計準則及法律和監管規定中有關財務資訊披露的要求 |
| | • 本集團的公司治理架構及實施 |
| | 於年內的主要工作（包括審議及（如適用）審批） |
| | • 本銀行截至 2013 年 12 月 31 日止年度的董事會報告與財務報表及全年業績公告，並建議董事會通過 |
| | • 本銀行截至 2014 年 6 月 30 日止 6 個月的中期財務報表和中期業績公告，並建議董事會通過 |
| | • 由外部核數師提交的審計報告及內部控制改善建議書、監管機構的現場審查報告 |
| | • 年度外部核數師聘任的建議、支付予外部核數師的年度審計費用、審閱中期報表的費用及其他非審計服務費用 |
| | • 本集團下一年度的內部稽核工作計劃，以及所認定的重點範疇 |
| | • 內部稽核部門的人力資源安排及薪酬水平、該部門下一年度的費用預算 |
| • 集團稽核主管及集團稽核的 2013 年度績效評估及下一年度主要績效考核指標 | |

自董事會採納本集團《員工內部舉報處理政策》以來，有關機制有效運作。於年內，若干舉報個案均通過有關政策提供的渠道接收及按照既定程序得以有效地處理。

稽核委員會亦已於 2014 年對本集團內部監控系統的有效性進行了年度檢討。有關檢討涵蓋所有重要內部監控，包括財務、運作和合規及風險管理功能。檢討範圍亦包括集團會計及財務匯報職能的資源、員工資歷和經驗及培訓的足夠性。相關檢討的具體內容請參見「內部監控」一節。

公司治理（續）

董事會附屬委員會（續）

提名及薪酬委員會（於 2014 年 10 月 30 日起分設為提名委員會和薪酬委員會）

於前提名及薪酬委員會分設前，成員共有 5 名，其中包括 2 名非執行董事，以及 3 名獨立非執行董事。其成員、主要職責及期內的主要工作如下：

| 成員 | 主要職責 |
|-------------------------|--|
| 董偉鶴先生 ¹ （主席） | <ul style="list-style-type: none"> 本集團的人力資源策略、薪酬策略及激勵框架 |
| 陳四清先生 ² | <ul style="list-style-type: none"> 董事、董事會附屬委員會成員、及由董事會不時指定的高級管理人員的篩選和提名（定義為「高級管理人員」） |
| 李早航先生 ² | |
| 單偉建先生 ¹ | <ul style="list-style-type: none"> 董事會和各委員會的結構、規模、組成（包括但不限於性別、年齡、文化及教育背景、種族、地區、專業經驗、技能、知識等）。董事會由執行董事、非執行董事和獨立非執行董事均衡組合而成，而獨立非執行董事的人數與比例均符合有關法例及法規的要求 |
| 高銘勝先生 ¹ | |
| | <ul style="list-style-type: none"> 董事、各委員會成員、高級管理人員及主要人員的薪酬 董事會及各委員會的有效性 董事及高級管理人員的培訓及持續專業發展 僱員的操守準則 |
| | 於期內的主要工作（包括審批、審議並向董事會建議） |
| | <ul style="list-style-type: none"> 重要人力資源及薪酬政策的重檢和修訂，包括高級管理人員繼任政策、浮薪遞延政策 執行董事及高級管理人員 2013 年度的績效考核結果 本集團（含高級管理人員）2013 年度花紅發放方案及 2014 年度薪酬調整方案 監控本集團的中期人力資源策略及其他重要人事政策的執行情況 分析及匯報董事會及各附屬委員會的自我評估結果，並就此向董事會提出建議，以進一步完善董事會及各附屬委員會的職能及效益 處理有關高級管理人員的招聘、調整及委任事宜 處理有關本銀行招聘、調整及委任董事事宜 |

附註：

- 獨立非執行董事
- 非執行董事

經考慮其他上市公司的一般慣例，以及從更佳履行附屬委員會職責、實施有效監督、強化高水準公司治理的角度出發，自 2014 年 10 月 30 日起，將提名及薪酬委員會分設為提名委員會和薪酬委員會。

公司治理（續）

董事會附屬委員會（續）

提名委員會

於分設後，提名委員會成員共有 5 名，其中包括 2 名非執行董事，以及 3 名獨立非執行董事，其成員、主要職責及期內的主要工作如下：

| 成員 | 主要職責 |
|-------------------------|--|
| 田國立先生 ¹ （主席） | <ul style="list-style-type: none"> 本集團的人力資源整體戰略 |
| 陳四清先生 ¹ | <ul style="list-style-type: none"> 董事、董事會附屬委員會成員、及高級管理人員的篩選和提名 |
| 高銘勝先生 ² | <ul style="list-style-type: none"> 董事會和各委員會的結構、規模、組成（包括但不限於性別、年齡、文化及教育背景、種族、地區、專業經驗、技能、知識等） |
| 單偉建先生 ² | <ul style="list-style-type: none"> 董事會及各委員會的有效性 |
| 童偉鶴先生 ² | <ul style="list-style-type: none"> 董事及高級管理人員的培訓及持續專業發展 |
| | <ul style="list-style-type: none"> 僱員的操守準則 |
| | 於期內的主要工作（包括審批、審議並向董事會建議） |
| | <ul style="list-style-type: none"> 高級管理人員的委任事宜 |

附註：

1. 非執行董事
2. 獨立非執行董事

薪酬委員會

於分設後，薪酬委員會成員共有 5 名，其中包括 2 名非執行董事，以及 3 名獨立非執行董事，其成員、主要職責及於年內的主要工作如下：

| 成員 | 主要職責 |
|-------------------------|--|
| 童偉鶴先生 ¹ （主席） | <ul style="list-style-type: none"> 本集團的薪酬策略及激勵框架 |
| 陳四清先生 ² | <ul style="list-style-type: none"> 董事、各委員會成員、高級管理人員及主要人員的薪酬 |
| 李早航先生 ² | 於期內的主要工作（包括審批、審議並向董事會建議） |
| 單偉建先生 ¹ | <ul style="list-style-type: none"> 重要薪酬政策的重檢和修訂，包括南商（中國）的浮薪機制 |
| 高銘勝先生 ¹ | <ul style="list-style-type: none"> 與高級管理人員委任相關的薪酬事宜 |
| | <ul style="list-style-type: none"> 2015 年度本集團及高級管理人員的主要績效指標 |
| | <ul style="list-style-type: none"> 2015 年度本集團人事費用預算方案 |

附註：

1. 獨立非執行董事
2. 非執行董事

公司治理（續）

董事會附屬委員會（續）

風險委員會

於年底時，風險委員會成員共有 4 名，其中包括 2 名非執行董事，以及 2 名獨立非執行董事，其成員、主要職責及於年內的主要工作如下：

| 成員 | 主要職責 |
|--|---|
| 高銘勝先生 ¹ （主席） 祝樹民先生 ² 岳毅先生 ² 童偉鶴先生 ¹ | <ul style="list-style-type: none"> 建立本集團的風險偏好和風險管理戰略，確定本集團的風險組合狀況 |
| | <ul style="list-style-type: none"> 識別、評估、管理本集團不同業務單位面臨的重大風險 |
| | <ul style="list-style-type: none"> 審查和評估本集團風險管理政策、制度和內部監控的充分性及有效性 |
| | <ul style="list-style-type: none"> 審視及監察本集團資本管理 |
| | <ul style="list-style-type: none"> 審查和批准本集團目標平衡表 |
| | <ul style="list-style-type: none"> 審查及監控本集團對風險管理政策、制度及內部監控的遵守情況，包括本集團在開展業務時是否符合審慎、合法及合規的要求 |
| | <ul style="list-style-type: none"> 審查和批准本集團高層次的風險管理相關政策 |
| | <ul style="list-style-type: none"> 審查和批准重大的或高風險的風險承擔或交易 |
| | <ul style="list-style-type: none"> 審閱主要報告，包括風險暴露報告、模型開發及驗證報告、信貸風險模型表現報告 |
| | 於年內的主要工作 |
| | <ul style="list-style-type: none"> 審批《中銀香港集團恢復計劃》 |
| | <ul style="list-style-type: none"> 重檢／審批主要風險管理政策，包括《中銀香港集團風險偏好陳述》、《中銀香港集團營運總則》、《中銀香港集團風險管理政策陳述》、《資本管理政策》、《中銀香港集團金融工具估值政策》、《員工行為守則》、《中銀香港資訊安全政策》、《內部評級體系驗證政策》、《關連交易管理政策》、《中銀香港壓力測試政策》及壓力測試情景以及策略風險、信貸風險、市場風險、流動資金風險、利率風險、操作風險、法律、合規及信譽風險等政策 |
| | <ul style="list-style-type: none"> 重檢集團浮薪資源總額管理機制的風險調節方法及審批中銀香港集團 2013 年度風險調節的得分 |
| | <ul style="list-style-type: none"> 審閱／批准集團經營計劃，包括集團目標平衡表、中銀香港銀行盤投資計劃及投資組合主要風險監控指標以及風險管理限額 |
| <ul style="list-style-type: none"> 審查和監控巴塞爾資本協定的執行情況，包括審閱模型驗證報告及模型表現報告；聽取風險加權資產分佈情況匯報 | |
| <ul style="list-style-type: none"> 審閱各類風險管理報告 | |
| <ul style="list-style-type: none"> 審查／審批重大的或高風險承擔或交易 | |

附註：

- 獨立非執行董事
- 非執行董事

公司治理（續）

董事會附屬委員會（續）

戰略及預算委員會

於年底時，戰略及預算委員會成員共有 6 名，其中包括 3 名非執行董事，2 名獨立非執行董事，以及本銀行總裁暨執行董事，其成員、主要職責及於年內的主要工作如下：

| 成員 | 主要職責 |
|--|--|
| 李早航先生 ¹ （主席） 和廣北先生 ² 祝樹民先生 ¹ 岳毅先生 ¹ 鄭汝樺女士 ³ 童偉鶴先生 ³ | <ul style="list-style-type: none"> 在管理層的協助下，準備集團的中長期戰略計劃，待董事會批准 |
| | <ul style="list-style-type: none"> 審查、動議及監控本集團的中長期戰略 |
| | <ul style="list-style-type: none"> 審查本集團中長期戰略的制定程序，確保其已充分考慮到一定範圍內的備選方案 |
| | <ul style="list-style-type: none"> 監控本集團中長期戰略實施情況，向管理層提供方向性的指引 |
| | <ul style="list-style-type: none"> 就本集團主要投資、資本性支出和戰略性承諾向董事會提出建議並監控其實施情況 |
| | <ul style="list-style-type: none"> 審查預算，待董事會批准，並監控預算目標的執行表現 |
| | <ul style="list-style-type: none"> 審查及監控本集團定期／週期性（包括年度）業務計劃和財務預算 |
| | 於年內的主要工作 |
| | <ul style="list-style-type: none"> 重點指導和監督了本集團整體業務策略的實施，根據未來 3 年的外部市場環境和內部發展目標，討論和審議中銀香港集團 2015-2017 年戰略規劃，並提交董事會審批通過 |
| | <ul style="list-style-type: none"> 為加強與中國銀行集團在海外的聯動合作，戰略及預算委員會討論了中銀香港與中行海外機構合作發展的策略 |
| <ul style="list-style-type: none"> 因應市場新趨勢對銀行帶來的新機遇和挑戰，戰略及預算委員會對互聯網金融對信用卡業務的影響及應對策略等進行了探討 | |
| <ul style="list-style-type: none"> 審議及監控了本集團 2014 年的財務預算和業務規劃的執行情況，並先行審議通過和向董事會推薦了管理層提交的本集團 2015 年度財務預算和業務規劃 | |

附註：

1. 非執行董事
2. 執行董事
3. 獨立非執行董事

臨時委員會

於年內董事會成立了臨時招聘委員會，詳見如下：

招聘委員會

招聘委員會於 2014 年 3 月成立，以選聘合適及具資格的人士出任本銀行獨立非執行董事及副總裁（個人金融）。委員會由獨立非執行董事童偉鶴先生擔任主席，其成員包括執行董事和廣北先生，非執行董事陳四清先生、李早航先生以及獨立非執行董事高銘勝先生、單偉建先生。經過數次篩選，以及經前提名及薪酬委員會建議，董事會分別議決委任鄭汝樺女士為本銀行獨立非執行董事，自 2014 年 10 月 30 日起生效；以及委任龔楊恩慈女士為本銀行副總裁（個人金融），自 2015 年 3 月 1 日起生效。

董事的證券交易

中銀香港（控股）已制定並實施一套《董事證券交易守則》以規範董事就中國銀行及中銀香港（控股）證券的交易事項。經中銀香港（控股）向所有董事查詢後，彼等均已確認其於 2014 年度內嚴格遵守前述內部守則及上市規則附錄十《上市發行人董事進行證券交易的標準守則》有關條款的規定。

董事薪酬

薪酬委員會已獲得董事會授權處理有關職責，負責釐定個別執行董事、高級管理人員的薪酬待遇，包括非金錢利益、退休金權利及賠償金額（包括喪失或終止職務或委任的賠償、遞延浮薪的提早發放）、按表現而釐定的薪酬部分；並向董事會建議有關人員的入職薪酬、簽約酬金、合約保證花紅等。

公司治理（續）

薪酬及激勵機制

本集團的薪酬及激勵機制按「有效激勵」及「穩健薪酬管理」的原則，將薪酬與績效及風險因素緊密掛鉤，在鼓勵員工提高績效的同時，也加強員工的風險意識，實現穩健的薪酬管理。

本集團的薪酬及激勵政策已符合金管局《穩健的薪酬制度指引》訂明的總體原則，並適用於本銀行及其所有附屬機構（包括香港地區及以外的分支機構）。

- 「高級管理人員」及「主要人員」

下列組別的人員已界定為符合金管局《穩健的薪酬制度指引》定義之「高級管理人員」及「主要人員」：

- 「高級管理人員」：董事會指定的高級管理人員，負責總體策略或重要業務，包括總裁、副總裁、財務總監、風險總監、營運總監、董事會秘書以及集團稽核主管。
- 「主要人員」：個人業務活動涉及重大風險承擔，對風險暴露有重大影響，或個人職責對風險管理有直接、重大影響，或對盈利有直接影響的人員，包括業務盈利規模較大的單位主管、本集團主要附屬公司第一責任人、交易主管和首席交易員，以及對風險管理有直接影響的職能單位第一責任人。

- 薪酬政策的決策過程

為體現上述原則，並確保本集團的薪酬政策能促進有效的風險管理，本集團層面的薪酬政策由人力資源部主責提出建議，並由風險管理、財務管理、及合規等風險監控職能單位提供意見，以平衡員工激勵、穩健薪酬管理及審慎風險管理的需要。薪酬政策建議報管理委員會同意後，提呈薪酬委員會審查，並報董事會審定。薪酬委員會及董事會視實際需要徵詢董事會其他轄下委員會（如風險委員會、稽核委員會等）的意見。

- 薪酬及激勵機制的主要特色

1. 績效管理機制

為實踐「講求績效」的企業文化，本集團的績效管理機制對集團層面、單位層面及個人層面的績效管理作出規範。本集團年度目標在平衡計分卡的框架下，向下層分解，從財務、客戶、基礎建設／重點工作、人員、風險管理及合規等維度對高級管理人員及不同單位（包括業務單位、風險監控職能單位及其他單位）的績效表現作出評核。對於各級員工，透過績效管理機制，將本集團年度目標與各崗位的要求連結，並以員工完成工作指標、對所屬單位績效的影響、履行本職工作風險管理責任及合規守紀等作為評定個人表現的主要依據，既量度工作成果，亦注重工作過程中所涉及風險的評估及管理，確保本集團安全及正常運作。

2. 薪酬的風險調節

為落實績效及薪酬與風險掛鉤的原則，本集團根據《風險調節方法》，把本銀行涉及的主要風險調節因素結合到本集團的績效考核機制中。《風險調節方法》以信貸風險、市場風險、利率風險、流動性風險、操作風險、法律風險、合規風險和信譽風險作為衡量指標的框架。本集團的浮薪總額按經董事會審定的風險調節後的績效結果計算，並由董事會酌情決定，以確保本集團浮薪總額是在充分考慮本集團的風險概況及變化情況後決定，從而使薪酬制度貫徹有效的風險管理。

公司治理（續）

薪酬及激勵機制（續）

3. 以績效為本、與風險掛鈎的薪酬管理

員工的薪酬由「固定薪酬」和「浮動薪酬」兩部分組成。固薪和浮薪的比重在達致適度平衡的前提下，因應員工職級、角色、責任及職能而釐定。一般而言，員工職級愈高及／或責任愈大，浮薪佔總薪酬的比例愈大，以體現本集團鼓勵員工履行審慎的風險管理及落實長期財務的穩定性的理念。

每年本集團將結合薪酬策略、市場薪酬趨勢、員工薪金水平等因素，並根據本集團的支付能力及集團、單位和員工的績效表現，定期重檢員工的固薪。如前所述，量度績效表現的因素，包括定量和定性的，也包括財務及非財務指標。

按《集團浮薪資源總額管理政策》的相關規定，董事會主要根據本集團的財務績效表現、與集團長期發展相關的非財務戰略性指標的完成情況，結合風險因素等作充分考慮後，審批集團浮薪資源總額。除按有關規定的公式計算外，董事會可根據實際情況對本集團的浮薪資源總額作酌情調整。在集團業績表現較遜色時（如未達至集團績效的門檻條件），原則上不發當年浮薪，惟董事會仍有權視實際情況酌情處理。

在單位及員工層面方面，浮薪分配與單位及個人績效緊密掛鈎，有關績效的度量須包含風險調節因素。風險控制職能單位人員的績效及薪酬評定基於其核心職能目標的完成情況，獨立於所監控的業務範圍；對於前線單位的風險控制人員，則透過跨單位的匯報及考核機制確保其績效薪酬的合適性。在本集團可接受的風險水平以內，單位的績效愈好及員工的工作表現愈優秀，員工獲得的浮薪愈高。

4. 浮薪發放與風險期掛鈎，體現本集團的長遠價值創造

為實現薪酬與風險期掛鈎的原則，使相關風險及其影響可在實際發放薪酬之前有足夠時間予以充分確定，員工的浮薪在達到遞延發放的門檻條件下，按規定，以現金形式作遞延發放。就遞延發放的安排，本集團採取遞進的模式，員工工作涉及風險期愈長、職等愈高或浮薪水平愈高的崗位，遞延浮薪的比例愈大。遞延的年期為 3 年。

遞延浮薪的歸屬與本集團長遠價值創造相連結，其歸屬條件與本集團未來 3 年的年度績效表現以及員工個人行為緊密掛鈎。每年在本集團績效達到門檻條件的情況下，員工按遞延浮薪的歸屬比例歸屬當年的遞延浮薪。若員工在浮薪遞延期間被發現曾有欺詐行為、任何評定績效表現或浮薪所涉及的財務性或非財務性因素其後被發現明顯遜於當年評估結果、因個人行為或管理模式對其所在單位乃至集團造成負面影響，包括但不限於不適當或不充分的風險管理等情況，本集團將取消員工未歸屬的遞延浮薪，不予發放。

• 外部薪酬顧問

為確保薪酬激勵機制的合適性，保持薪酬的市場競爭力，本集團曾就高級管理人員和關鍵崗位的薪酬管理事宜以及市場薪酬數據諮詢 Towers Watson Pennsylvania Inc. 及 McLagan Partners Asia, Inc. 的獨立意見。

• 薪酬披露

本集團已完全遵照金管局《穩健的薪酬制度指引》第三部分要求，披露本集團薪酬及激勵機制的相關資訊。

外部核數師

根據董事會採納的《外部核數師管理政策》，稽核委員會已按該政策內參考國際最佳慣例而制訂的原則及標準，對本集團外部核數師安永會計師事務所的獨立性、客觀性及其審計程序的有效性作出檢討及監察，並滿意有關檢討的結果。根據稽核委員會的建議，董事會將向股東建議於本銀行 2015 年度股東週年大會上重新委任安永會計師事務所為本集團核數師；倘獲股東授權，董事會將授權稽核委員會釐定安永會計師事務所的酬金。於 2014 年度，本集團須向安永會計師事務所支付的費用合共港幣 3,700 萬元，其中港幣 2,600 萬元為審計費用，而港幣 1,100 萬元為非審計服務費用（主要包括稅務相關及諮詢的服務）。於 2013 年度，本集團向安永會計師事務所支付的費用合共港幣 3,300 萬元，其中港幣 2,500 萬元為審計費用，而港幣 800 萬元為非審計服務費用（主要包括稅務相關及諮詢的服務）。

稽核委員會對 2014 年度非審計服務並沒有影響到安永會計師事務所的獨立性感到滿意。2014 年度支付予安永會計師事務所的非審計服務費用主要包括稅務相關的服務（費用約港幣 200 萬元），美國「外國賬戶稅務合規法案」項目（費用約港幣 100 萬元）及其它服務（費用約港幣 800 萬元）。

公司治理（續）

內部監控

董事會有責任維持本集團的內部監控系統穩健而且有效，以保障本集團的資產。根據董事會的授權範圍，管理層負責日常的運作及各類風險管理的工作。

內部監控系統旨在提供合適保證，以防出現嚴重陳述錯漏或損失的情況；並管理運作系統故障的風險，以及協助達致本集團的目標。除保障本集團資產安全外，亦確保保存妥善的會計記錄及遵守有關法例及規定。

本集團每年對內部監控系統的有效性進行檢討，涵蓋所有重要的監控方面，包括財務監控、運作監控及合規監控以及風險管理。有關檢討工作是以監管機構及專業團體的指引、定義為基礎，根據內部環境、風險評估、控制活動、訊息與溝通及內部監督的五項內部監控元素進行評估，涵蓋所有重要的監控及措施，包括財務、運作及合規、及風險管理功能；檢討範圍亦包括本集團會計及財務匯報職能的資源、員工資歷和經驗及培訓的足夠性。有關檢討由本集團內部稽核部門統籌，透過管理層及業務部門的自我評估，內部稽核部門對檢討過程及結果進行獨立的檢查及後評價工作。有關 2014 年度的檢討結果已向稽核委員會及董事會匯報。

此外，本集團已基本建立且落實執行各項監控程序及措施，主要包括：

- 建立了相應的組織架構及各級人員的職、權、責，制定了書面的政策和程序，對各單位建立了相互牽制的職能分工，合理地保障本集團的各項資產安全，及內部監控措施的執行，並能在合法合規及風險控制下經營及運作；
- 管理層制定並持續監察本集團的發展策略、業務計劃及財務預算的執行情況，並已設置了會計管理制度，提供衡量財務及營運表現的依據；
- 本集團制定了相應的風險管理政策及人力資源管理政策，對各重大風險類別均設既定單位和人員承擔職責及處理程序，在風險的識別、評估及管理範疇，包括信譽、策略、法律、合規、信貸、市場、業務操作、流動性、利率等風險，均發揮了應有的監控功能（本集團的風險管理詳列於本年報第 363 頁至第 370 頁）；
- 本集團確立的資訊科技管治架構，設有多元化的資訊系統及管理報告，包括各類業務的監察資料、財務資訊、營運表現等，為管理層及業務單位、監管機構等提供衡量及監控的訊息；各單位、層級亦已建立了適當的溝通管道和匯報機制，以確保訊息的交流暢通；
- 本集團的內部稽核部門採用風險為本的評估方法，根據董事會轄下稽核委員會批准的內部稽核計劃，對財務範疇、各業務領域、各風險類別、職能運作及活動進行獨立的檢查，直接向稽核委員會提交報告，本集團的內部稽核部門對須關注的事項及需改善的方面有系統地及時跟進，並將跟進情況向管理層及稽核委員會報告；及
- 稽核委員會審閱外部核數師在年度審計中致本集團管理層的報告以及監管機構提出的內部監控建議，並由本集團的內部稽核部門持續跟進以確保本集團有計劃地實施有關建議，並定期向管理層及稽核委員會報告建議的落實情況。

本集團致力提升管治水平，對所有附屬公司持續監控。於 2014 年，本集團在組織架構分工、風險管理政策與程序及提高披露透明度等方面做出持續改善。因應環球經濟狀況、經營環境、監管規定、業務發展等內外變化，本集團整體上採取了一系列應對措施，並將持續檢討改善集團監控機制的成效。於 2014 年內發現需改進的地方已予確認，並已採取相應措施。

董事關於財務報告書的責任聲明

以下聲明應與本年報中核數師報告內的核數師責任聲明一併閱讀。該聲明旨在區別董事及核數師在財務報告書方面的責任。

董事須按香港《公司條例》規定編製真實且公平之財務報告書。除非本銀行及本集團將繼續其業務的假設被列為不恰當，否則財務報告書必須以持續經營基準編製。董事有責任確保本銀行存置的會計紀錄，可合理準確披露本銀行財務狀況以及可確保所編製的財務報告書符合香港《公司條例》的規定。董事亦有責任採取合理可行的步驟，以保護本集團資產，並且防止及揭發欺詐及其他不正常情況。

董事認為於編製載於本年報的財務報告書時，本銀行已採用合適的會計政策並貫徹使用，且具有合理的判斷及估計支持，並已遵守所有適用的會計準則。

Corporate Governance

The Bank is committed to maintaining and upholding high standards of corporate governance in order to safeguard the interests of shareholders, customers and employees. The Bank abides strictly by the relevant laws and regulations in Hong Kong, and observes the rules and guidelines issued by regulatory authorities including HKMA and Hong Kong Securities and Futures Commission. It is in full compliance with the guidelines as set out in the Supervisory Policy Manual module CG-1 entitled “Corporate Governance of Locally Incorporated Authorized Institutions” (“SPM CG-1”) issued by HKMA. To further enhance corporate governance standard, the Bank will revamp its corporate governance system and strengthen relevant measurements by referencing to market trend as well as guidelines and requirements issued by regulatory authorities.

Corporate Governance Policy

The Bank recognises the importance of high standards of corporate governance and maintains an effective corporate governance framework which delivers long-term success of the Bank. The Bank is also strongly committed to embracing and enhancing sound corporate governance principles and practices. The established and well-structured corporate governance framework directs and regulates the business ethical conduct of the Bank, thereby protects and upholds the value of shareholders and stakeholders as a whole in a sustainable manner.

Corporate Governance Framework

Responsibilities of the Board and Management

The Board is at the core of the Bank’s corporate governance framework and there is a clear division of responsibilities between the Board and the Management. The Board is responsible for providing high-level guidance and effective oversight of the Management. Generally, the Board is responsible for:

- formulating the Group’s mid and long-term strategy and monitoring the implementation thereof;
- reviewing and approving the annual business plans and financial budgets;
- approving the annual, interim and quarterly results;
- reviewing and monitoring the Group’s risk management and internal control;
- ensuring good corporate governance and effective compliance; and
- monitoring the performance of the Management.

The Board authorises the Management to implement the strategies as approved by the Board. The Management is responsible for the day-to-day operations of the Group and reports to the Board. For this purpose, the Board has formulated clear written guidelines which stipulate the circumstances whereas the Management should report to and obtain prior approval from the Board before making decisions or entering into any commitments on behalf of the Group. The Board will conduct regular review on these authorisation and guidelines.

Roles of the Chairman and the Chief Executive

To avoid concentration of power in any single individual, the positions of the Chairman and the Chief Executive are held by two different individuals. Their roles are distinct, clearly established and stipulated in the Board’s Mandate. In short, the Chairman is responsible for ensuring that the Board properly discharges its responsibilities and conforms to good corporate governance practices and procedures. In addition, as the Chairman of the Board, he is also responsible for ensuring that all Directors are properly briefed on all issues currently on hand, and that all Directors receive adequate, accurate and reliable information in a timely manner. The Chief Executive is responsible for providing leadership for the whole Management and implementing important policies and development strategies as adopted by the Board. Led by the Chief Executive, the Management Committee fulfils responsibilities including management of the Group’s routine operation, implementation of business development strategies and realisation of the Group’s long-term targets and strategies.

Corporate Governance (continued)

Corporate Governance Framework (continued)

Board Committees

Taking into consideration market practices and international best practices in corporate governance, the Board has established five standing Board Committees to assist in performing its responsibilities. They are the Audit Committee, the Nomination Committee, the Remuneration Committee, the Risk Committee, and the Strategy and Budget Committee. In addition, the Board will authorise an independent board committee comprising all Independent Non-executive Directors as and when required to review, approve and monitor connected transactions (including continuing connected transactions) in accordance with relevant rules and regulations that should be approved by the Board.

Each of the Board Committees has a well-defined Mandate and makes recommendations to the Board on relevant matters within its scope of responsibilities or makes decisions under appropriate circumstances in accordance with the power delegated by the Board. All Board Committees are assigned a professional secretarial department which ensures that the Board Committees have adequate resources to perform their duties effectively and properly. The Board and Board Committees will participate in the annual performance appraisal of those professional secretarial departments to ensure and enhance the services provided and ensure that adequate and efficient supports are provided to the Board and Board Committees. In addition, according to their respective Mandates, the Board and each of the Board Committees will evaluate and review their work process and effectiveness annually, with a view to identifying areas for further improvements.

The following chart sets out the Bank's corporate governance framework:



Details including the Bank's corporate governance principles and framework adopted by the Board, the composition of the Board and each of the Board Committees and their respective Mandates, Corporate Governance Policy and Information Disclosure Policy are available under the sub-section "Corporate Governance" of the section headed "About Us" on the Bank's website at www.bochk.com.

Board of Directors

Composition and Terms of Office of the Board

The Board of the Bank is composed of majority of Non-executive Directors and Independent Non-executive Directors that ensures the independence and objectivity of the decisions of the Board, as well as comprehensive and impartial control of the Management. The Board acts honestly and in good faith so that decisions are made objectively with a view to delivering long-term and maximum shareholder value and fulfilling its corporate responsibility to other stakeholders of the Group.

Corporate Governance (continued)

Board of Directors (continued)

The Board currently has ten members, comprising four Independent Non-executive Directors, five Non-executive Directors and one Executive Director. Mr CHEN Siqing was appointed as Vice Chairman and a member of the predecessor Nomination and Remuneration Committee, ceased to be a member of each of the Risk Committee and the Strategy and Budget Committee of the Bank with effect from 25 March 2014; Mr ZHU Shumin was appointed as a Non-executive Director and a member of each of the Risk Committee and the Strategy and Budget Committee of the Bank with effect from 22 May 2014; Mdm CHENG Eva was appointed as an Independent Non-executive Director and a member of each of the Audit Committee and the Strategy and Budget Committee of the Bank with effect from 30 October 2014; on 6 March 2015, Mr YUE Yi has been re-designated from Non-executive Director (appointed on 22 May 2014) to Executive Director, appointed as Vice Chairman and Chief Executive, ceased to be a member of the Risk Committee but remains as a member of the Strategy and Budget Committee of the Bank; and Mr GAO Yingxin has been re-designated from Executive Director to Non-executive Director and appointed as a member of each of the Risk Committee and the Strategy and Budget Committee of the Bank with effect from 11 March 2015.

With effect from 25 March 2014, Mr LI Lihui resigned as Vice Chairman and Non-executive Director, and ceased to be a member of the predecessor Nomination and Remuneration Committee of the Bank; Mr ZHOU Zaiqun retired and ceased to be a Non-executive Director, a member of the Audit Committee and chairman of the Strategy and Budget Committee of the Bank; Mr LI Zaohang was appointed as chairman of the Strategy and Budget Committee and ceased to be a member of the Risk Committee of the Bank; Dr FUNG Victor Kwok King retired as an Independent Non-executive Director of the Bank after the conclusion of the annual general meeting held on 11 June 2014 and ceased to be a member of each of the Audit Committee and the Strategy and Budget Committee; Mr NING Gaoning resigned as an Independent Non-executive Director and ceased to be a member of the Strategy and Budget Committee of the Bank with effect from 30 October 2014; and Mr HE Guangbei resigned as Vice Chairman, Executive Director and Chief Executive and ceased to be a member of the Strategy and Budget Committee of the Bank with effect from 6 March 2015. Save as disclosed above, there were no other changes to the composition of the Board and Board Committees during the year and up to the date of this Annual Report.

All the existing Non-executive Directors and Independent Non-executive Directors of the Bank have been appointed for a fixed term of approximately 3 years, with formal letters of appointment setting out the key terms and conditions of their appointment. In accordance with Article 87 of the Articles of Association, the terms of office of Mr CHEN Siqing, Mr KOH Beng Seng and Mr TUNG Savio Wai-Hok will expire at the forthcoming annual general meeting, and being eligible, offer themselves for re-election. Further, pursuant to the Articles of Association, any Director appointed by the Board during the year shall hold office only until the next following annual general meeting, and shall then be eligible for re-election at such meeting. Accordingly, the term of office of Mdm CHENG Eva, who had been appointed on 30 October 2014, will expire at the forthcoming annual general meeting and, being eligible, offer herself for re-election. Further details regarding the proposed re-election of Directors are set out in the section headed "Report of the Directors" of this Annual Report. In addition, the Bank has also established a written and formal process for the appointment of Independent Non-executive Directors to ensure that the appointment procedures are standardised, thorough and transparent.

Diversity and Independence of the Board Members

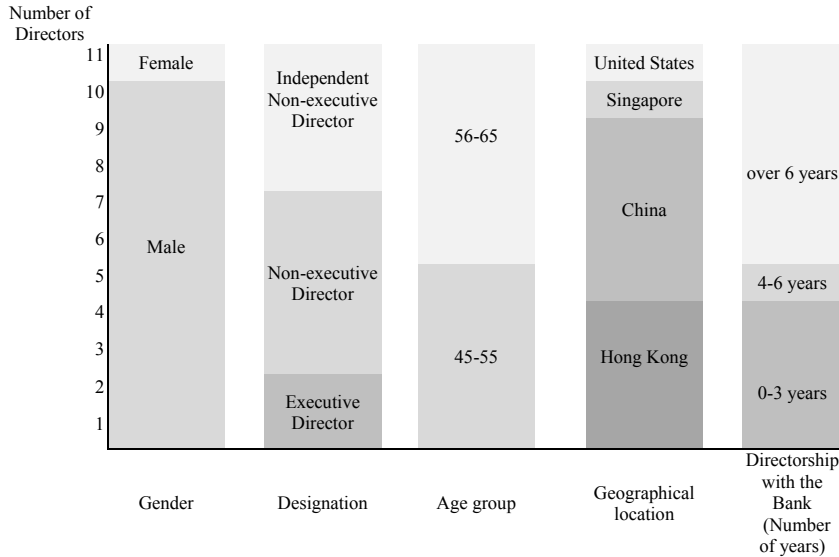
The Bank recognises the importance and benefits of board diversity. In order to promote Board efficiency and standards of corporate governance, the guidance set out in the "Board Diversity Policy" adopted by the Bank will be considered in identifying suitable and qualified candidates to be a Board member, which covers a number of aspects, including but not limited to gender, age, cultural and educational background, ethnicity, geographical location, professional experience, skills and knowledge, etc., in order to have an appropriate proportion in the Board composition from various aspects as afore-mentioned. At the same time, all Board appointments are made on merit, in the context of the skills and experience the Board as a whole required and the various perspectives of Board diversity elements as mentioned above shall also be adequately considered.

Under the current board membership, all Directors possess extensive experience in banking and management. In addition, over one-third of them are Independent Non-executive Directors, of whom some of them are experts in strategic development, financial and/or risk management. The Board has formulated the "Policy on Independence of Directors" which stipulates the criteria on independence of Independent Non-executive Directors. The Bank has received from each of the Independent Non-executive Directors an annual confirmation of his/her independence by reference to the Independence Policy. Based on the information available to the Bank, it considers that all of the Independent Non-executive Directors are independent.

Corporate Governance (continued)

Board of Directors (continued)

An analysis of the Board Composition during the year is set out below:



Mr TIAN Guoli, Mr CHEN Siqing and Mr LI Zaohang are Executive Directors of BOC; Mr ZHU Shumin is an Executive Vice President of BOC; Mr YUE Yi was an Executive Vice President of BOC (he resigned such position with effect from 6 March 2015); Mr LI Lihui was a Vice Chairman, Executive Director and President of BOC (he resigned such positions with effect from 28 January 2014); Mr ZHOU Zaiqun was an Executive Director and Executive Vice President of BOC (he resigned such positions with effect from 28 May 2011). Save as disclosed above, there are no other relationships between the Board members, including financial, business, family or other material relationships.

In addition, it is expressly provided in the Board's Mandate that, unless the applicable laws or regulations allow otherwise, if a substantial shareholder or Director has a conflict of interest in the matter to be considered by the Board, a Board meeting must be convened and attended by Independent Non-executive Directors who have no material interest, and give professional advice to the subject matter for further consideration and approval.

Directors' Liability Insurance Policy

During the year, the Bank has arranged for appropriate cover on Directors' Liability Insurance Policy to indemnify the Directors for liabilities arising from the corporate activities. The coverage and the amount insured under such policy are reviewed annually by the Bank.

Directors' Training and Professional Development

To ensure the newly appointed Directors to have adequate understanding of the Bank's business operations and to enable all Directors to update their knowledge regularly so as to provide informed recommendation and advice and make contribution to the Bank, the Board establishes a set of written policy specifying guidelines on Directors' induction and training upon appointment.

The Bank also provides regular updates to Board members on material changes to regulatory requirements applicable to the Directors and the Bank on a timely basis; and arranges regular meetings with the Management to facilitate the understanding of the latest business development of the Bank. In addition, Board members are encouraged to participate actively in continuous training programmes. The Bank also arranges relevant professional training programmes for Board members at the expense of BOCHK (Holdings).

Corporate Governance (continued)

Board of Directors (continued)

During the year, all Directors have participated in continuous professional development to develop and refresh their knowledge and skills. In 2014, the Bank invited experts to deliver seminars to the Directors and senior management with regard to the latest supervisory requirements in anti-money laundering, market development and risk-based capital and performance management. Each of the Directors received a series of training locally or overseas as he thought fit, hosted or attended briefings, meetings, seminars and conferences organised by the Bank and other organisations. Relevant training included, among others:

- development of national and global economy;
- corporate governance;
- regulatory updates; and
- banking industry development trend, etc.

The Directors' records of annual training information have been entered in the register of directors' training records maintained and updated by the Bank from time to time. The following summarises continuous professional development participated by all Directors of the Bank during the year:

| Directors <small>Note</small> | Corporate Governance | Regulatory updates | Banking industry development trend and global/national economy |
|--|---------------------------------|---------------------------|---|
| <i>Non-executive Directors</i> | | | |
| Mr TIAN Guoli | ✓ | ✓ | ✓ |
| Mr CHEN Siqing | ✓ | ✓ | ✓ |
| Mr LI Zaohang | ✓ | ✓ | ✓ |
| Mr ZHU Shumin | ✓ | ✓ | ✓ |
| Mr YUE Yi | ✓ | ✓ | ✓ |
| <i>Independent Non-executive Directors</i> | | | |
| Mdm CHENG Eva | ✓ | ✓ | ✓ |
| Mr KOH Beng Seng | ✓ | ✓ | ✓ |
| Mr SHAN Weijian | ✓ | ✓ | ✓ |
| Mr TUNG Savio Wai-Hok | ✓ | ✓ | ✓ |
| <i>Executive Directors</i> | | | |
| Mr HE Guangbei | ✓ | ✓ | ✓ |
| Mr GAO Yingxin | ✓ | ✓ | ✓ |

Note: The training records for those Directors who resigned or retired during the year have not been included therein. Please refer to the section headed "Composition and Terms of Office of the Board" under "Board of Directors" for details of changes in Directors during the year and up to the date of this Annual Report

Directors' Attendance of the Meetings of the Board of Directors, Board Committees and General Meetings

Six Board meetings were held during 2014 with an average attendance rate of 82%. The meeting schedule for the year was prepared and approved by the Board in the preceding year. In general, formal notice of Board meetings shall be sent to all Directors at least 14 days before the date of the scheduled meetings and Board agenda and meeting materials are despatched to all Board members for review at least seven days prior to the scheduled meetings. Board agenda is approved by the Chairman following consultation with other Board members and the senior management. In addition, in order to facilitate open discussion with all Non-executive Directors, the Chairman meets with all Non-executive Directors (including Independent Non-executive Directors), in the absence of Executive Directors and the senior management, during the discussion session before each Board meeting. Relevant practice has been incorporated in the Working Rules of the Board.

Corporate Governance (continued)

Board of Directors (continued)

Details of respective Directors' attendance at the Board meetings, Board committee meetings, annual general meeting and extraordinary general meeting in 2014 are set out as follows:

Number of meetings attended/Number of meetings convened during directors' term of office

| Directors ¹ | Board | Board Committees | | | | | | General Meeting | |
|--|-------|------------------|--|-------------------------------------|-------------------------------------|----------------|-------------------------------|------------------------|-------------------------------|
| | | Audit Committee | Nomination and Remuneration Committee ² | Nomination Committee ^{2,3} | Remuneration Committee ² | Risk Committee | Strategy and Budget Committee | Annual General Meeting | Extraordinary General Meeting |
| Number of meetings held during the year | 6 | 5 | 4 | 0 | 1 | 6 | 4 | 1 | 1 |
| Non-executive Directors | | | | | | | | | |
| TIAN Guoli (<i>Chairman</i>) | 4/6 | - | - | 0/0 | - | - | - | 0/1 | 0/1 |
| CHEN Siqing (<i>Vice Chairman</i>) | 6/6 | - | 3/3 | 0/0 | 1/1 | 1/1 | 1/1 | 0/1 | 0/1 |
| LI Zaohang | 4/6 | - | 2/4 | - | 1/1 | 0/1 | 3/3 | 0/1 | 0/1 |
| ZHU Shumin | 4/4 | - | - | - | - | 4/5 | 3/3 | 1/1 | 1/1 |
| YUE Yi | 4/4 | - | - | - | - | 3/5 | 2/3 | 1/1 | 1/1 |
| LI Lihui (<i>former Vice Chairman</i>) | 1/1 | - | 1/1 | - | - | - | - | - | - |
| ZHOU Zaiqun (<i>retired</i>) | 1/1 | 1/1 | - | - | - | - | 1/1 | - | - |
| Independent Non-executive Directors | | | | | | | | | |
| CHENG Eva | 1/1 | 1/1 | - | - | - | - | 1/1 | - | - |
| KOH Beng Seng | 6/6 | 4/5 | 3/4 | 0/0 | 1/1 | 6/6 | - | 1/1 | 1/1 |
| SHAN Weijian | 5/6 | 5/5 | 3/4 | 0/0 | 1/1 | - | - | 0/1 | 0/1 |
| TUNG Savio Wai-Hok | 5/6 | 5/5 | 4/4 | 0/0 | 1/1 | 5/6 | 3/4 | 1/1 | 1/1 |
| FUNG Victor Kwok King (<i>retired</i>) | 2/3 | 2/2 | - | - | - | - | 1/1 | 0/1 | 0/1 |
| NING Gaoning (<i>resigned</i>) | 0/5 | - | - | - | - | - | 0/3 | 0/1 | 0/1 |
| Executive Directors | | | | | | | | | |
| HE Guangbei (<i>Vice Chairman and Chief Executive</i>) | 6/6 | - | - | - | - | - | 4/4 | 1/1 | 1/1 |
| GAO Yingxin | 6/6 | - | - | - | - | - | - | 1/1 | 1/1 |
| Average Attendance Rate | 82% | 96% | 80% | N/A | 100% | 79% | 79% | 50% | 50% |

Notes:

- Please refer to the section headed "Composition and Terms of Office of the Board" under "Board of Directors" for details of changes in Directors during the year and up to the date of this Annual Report
- The Nomination and Remuneration Committee had been re-organised into the Nomination Committee and the Remuneration Committee with effect from 30 October 2014
- The Nomination Committee did not hold any meeting after the re-organisation of the Nomination and Remuneration Committee on 30 October 2014

Apart from formal Board meetings and annual general meetings, the Bank arranges, on a regular basis, other casual events for the Board members and the senior management to facilitate their communication and interactions. For example, the Bank organises working meals from time to time, Board members and senior management have been invited to join and share insights on the Bank's business and strategic issues. Further, a board retreat has also been held during the year to enhance communication between the Board and the senior management.

Corporate Governance (continued)

Board Committees

Audit Committee

The Audit Committee comprised four members during end of the year, all of which are Independent Non-executive Directors. Its composition, main duties and major works performed during the year are as follows:

| Composition | Main duties |
|---|---|
| Mr SHAN Weijian (Chairman) Mdm CHENG Eva Mr KOH Beng Seng Mr TUNG Savio Wai-Hok | <ul style="list-style-type: none"> integrity of financial statements and financial reporting process |
| | <ul style="list-style-type: none"> internal control systems |
| | <ul style="list-style-type: none"> effectiveness of internal audit function and performance appraisal of the Head of Group Audit |
| | <ul style="list-style-type: none"> appointment of external auditor and assessment of its qualification, independence and performance and, with authorisation of the Board, determination of its remuneration |
| | <ul style="list-style-type: none"> periodic review and annual audit of the Bank's and the Group's financial statements, and financial and business review |
| | <ul style="list-style-type: none"> compliance with applicable accounting standards as well as legal and regulatory requirements on financial disclosures |
| | <ul style="list-style-type: none"> corporate governance framework of the Group and implementation thereof |
| | Major works performed during the year (included the review and, where applicable, approval of) |
| | <ul style="list-style-type: none"> the Bank's Directors' Report and financial statements for the year ended 31 December 2013 and the annual results announcement that were recommended to the Board for approval |
| | <ul style="list-style-type: none"> the Bank's interim financial statements for the six months ended 30 June 2014 and the interim results announcement that were recommended to the Board for approval |
| | <ul style="list-style-type: none"> the audit reports and report on internal control recommendations submitted by external auditor, and the on-site examination reports issued by regulators |
| | <ul style="list-style-type: none"> the appointment of external auditor, the fees payable to external auditor for the annual audit, interim review and other non-audit services |
| | <ul style="list-style-type: none"> the Group's audit plan for next year and key areas identified |
| | <ul style="list-style-type: none"> the deployment of human resources and pay level of the Internal Audit and its budget for next year |
| <ul style="list-style-type: none"> the 2013 performance appraisal and key performance indicators for the Head of Group Audit and the Group Audit for next year | |

The "Policy on Staff Reporting of Irregularities" adopted by the Board is proved to be effective. During the year, reports on a number of cases were received and handled satisfactorily through the channels and procedures set out in the said Policy.

The Audit Committee conducted an annual review of the effectiveness of the internal control systems of the Group in 2014. The review covers all the material internal controls and measures, including financial, operational and compliance controls as well as risk management functions. The review also considers the adequacy of resources, staff qualifications and experience and training of the Group's accounting and financial reporting functions. Details of the relevant review will be elaborated in the sub-section headed "Internal Control".

Corporate Governance (continued)

Board Committees (continued)

Nomination and Remuneration Committee (Re-organised into the Nomination Committee and the Remuneration Committee with effect from 30 October 2014)

The predecessor Nomination and Remuneration Committee comprised five members prior to its re-organisation, including two Non-executive Directors and three Independent Non-executive Directors. Its composition, main duties and major works performed during the period are as follows:

| Composition | Main duties |
|---|---|
| Mr TUNG Savio Wai-Hok ¹ (Chairman) Mr CHEN Siqing ² Mr LI Zaohang ² Mr SHAN Weijian ¹ Mr KOH Beng Seng ¹ | <ul style="list-style-type: none"> human resources, remuneration strategy and incentive framework of the Group |
| | <ul style="list-style-type: none"> selection and nomination of Directors, Board Committee members and certain senior executives as designated by the Board from time to time (defined as "Senior Management") |
| | <ul style="list-style-type: none"> structure, size and composition (including but not limited to gender, age, cultural and educational background, ethnicity, geographical location, professional experience, skills and knowledge, etc.) of the Board and Board Committees. The Board has a well-balanced composition of Executive Directors, Non-executive Directors and Independent Non-executive Directors. Both the number and percentage of the Independent Non-executive Directors are well in line with the requirements set by relevant rules and regulations |
| | <ul style="list-style-type: none"> remuneration of Directors, Board Committee members, Senior Management and Key Personnel |
| | <ul style="list-style-type: none"> effectiveness of the Board and Board Committees |
| | <ul style="list-style-type: none"> training and continuous professional development of Directors and Senior Management |
| | <ul style="list-style-type: none"> code of conduct applicable to employees |
| | Major works performed during the period (included the approval, review and proposal to the Board) |
| | <ul style="list-style-type: none"> review and amendment on the major human resources and remuneration policies, including the succession policy for Senior Management variable pay deferral policy |
| | <ul style="list-style-type: none"> performance appraisal result of the Executive Directors and Senior Management for year 2013 |
| | <ul style="list-style-type: none"> proposal on staff bonus for year 2013 and salary adjustment for year 2014 for the Group, including the Senior Management |
| | <ul style="list-style-type: none"> monitoring the implementation progress of the Group's medium-term human resources strategies and other major human resources policies |
| | <ul style="list-style-type: none"> analysis and report of self-evaluation results of the Board and Board Committees, put forward recommendations to the Board to further enhance the functions and effectiveness of the Board and Board Committees |
| | <ul style="list-style-type: none"> consideration of the matters relating to the recruitment, adjustment and appointment of Senior Management |
| <ul style="list-style-type: none"> consideration of the matters relating to the recruitment, adjustment and appointment of directors in the Bank | |

Notes:

- Independent Non-executive Director
- Non-executive Director

Corporate Governance (continued)

Board Committees (continued)

After taking into consideration the general practices of other listed companies, and the modifications of the composition and structure of Board Committees will facilitate the fulfilment of the respective duties, implementation of effective control and enhancement on high standards of corporate governance, the Nomination and Remuneration Committee had been re-organised into the Nomination Committee and the Remuneration Committee with effect from 30 October 2014.

Nomination Committee

Following to the re-organisation, the Nomination Committee comprised five members, including two Non-executive Directors and three Independent Non-executive Directors. Its composition and main duties are as follows:

| Composition | Main duties |
|---|--|
| Mr TIAN Guoli ¹ (Chairman) Mr CHEN Siqing ¹ Mr KOH Beng Seng ² Mr SHAN Weijian ² Mr TUNG Savio Wai-Hok ² | <ul style="list-style-type: none"> human resources, remuneration strategy and incentive framework of the Group |
| | <ul style="list-style-type: none"> selection and nomination of Directors, Board Committee members and Senior Management |
| | <ul style="list-style-type: none"> structure, size and composition (including but not limited to gender, age, cultural and educational background, ethnicity, geographical location, professional experience, skills and knowledge, etc.) of the Board and Board Committees |
| | <ul style="list-style-type: none"> effectiveness of the Board and Board Committees |
| | <ul style="list-style-type: none"> training and continuous professional development of Directors and Senior Management |
| | <ul style="list-style-type: none"> code of conduct applicable to employees |
| | Major works performed during the period (included the approval, review and proposal to the Board) |
| | <ul style="list-style-type: none"> matter relating to the appointment of Senior Management |

Notes:

1. Non-executive Director
2. Independent Non-executive Director

Remuneration Committee

Following to the re-organisation, the Remuneration Committee comprised five members, including two Non-executive Directors and three Independent Non-executive Directors. Its composition, main duties and major works performed during the year are as follows:

| Composition | Main duties |
|---|---|
| Mr TUNG Savio Wai-Hok ¹ (Chairman) Mr CHEN Siqing ² Mr LI Zaohang ² Mr SHAN Weijian ¹ Mr KOH Beng Seng ¹ | <ul style="list-style-type: none"> remuneration strategy and incentive framework of the Group |
| | <ul style="list-style-type: none"> remuneration of Directors, Board Committee members, Senior Management and Key Personnel |
| | Major tasks performed during the period (included the approval, review and proposal to the Board) |
| | <ul style="list-style-type: none"> review and amendment on the major remuneration policies, include the bonus funding mechanics of NCB (China) |
| | <ul style="list-style-type: none"> remuneration relating to the appointment of Senior Management |
| | <ul style="list-style-type: none"> key performance indicators of the Group and the Senior Management for year 2015 |
| | <ul style="list-style-type: none"> proposal on human resources budget of the Group for year 2015 |

Notes:

1. Independent Non-executive Director
2. Non-executive Director

Corporate Governance (continued)

Board Committees (continued)

Risk Committee

The Risk Committee comprised four members during end of the year, including two Non-executive Directors and two Independent Non-executive Directors. Its composition, main duties and major works performed during the year are as follows:

| Composition | Main duties |
|--|---|
| Mr KOH Beng Seng ¹ (Chairman) Mr ZHU Shumin ² Mr YUE Yi ² Mr TUNG Savio Wai-Hok ¹ | <ul style="list-style-type: none"> formulation of the risk appetite and risk management strategy of the Group and determination of the Group's risk profile |
| | <ul style="list-style-type: none"> identification, assessment and management of material risks faced by various business units of the Group |
| | <ul style="list-style-type: none"> review and assessment of the adequacy and effectiveness of the Group's risk management policies, system and internal control |
| | <ul style="list-style-type: none"> review and monitoring of the Group's capital management |
| | <ul style="list-style-type: none"> review and approval of the Group's target balance sheet |
| | <ul style="list-style-type: none"> review and monitoring of the Group's compliance with the risk management policies, system and internal control, including the Group's compliance with prudential, legal and regulatory requirements governing the businesses of the Group |
| | <ul style="list-style-type: none"> review and approval of high-level risk-related policies of the Group |
| | <ul style="list-style-type: none"> review and approval of significant or high risk exposures or transactions |
| | <ul style="list-style-type: none"> review of key reports, including risk exposure reports, model development and validation reports, and credit risk model performance reports |
| | <p>Major works performed during the year</p> |
| | <ul style="list-style-type: none"> approval of "BOCHK Group's Recovery Plan" |
| | <ul style="list-style-type: none"> review/approval of key risk management policies, including the "Risk Appetite Statement of BOCHK Group", the "BOCHK Group Operating Principles", the "Risk Management Policy Statement of BOCHK Group", the "Capital Management Policy", the "BOCHK Group Financial Instruments Valuation Policy", the "Staff Code of Conduct", the "BOCHK Information Security Policy", the "Policy for Validating Internal Rating Systems", the "Connected Transactions Management Policy", the "Stress Test Policy of BOCHK" and stress test scenarios, and a range of risk management policies covering strategic risk, credit risk, market risk, liquidity risk, interest rate risk, operational risk, legal, compliance and reputation risk, etc. |
| | <ul style="list-style-type: none"> review of the risk adjustment method for group bonus funding mechanics and the approval of the results of risk adjustment of BOCHK Group for 2013 |
| | <ul style="list-style-type: none"> review/approval of the Group's operating plans, including the Group's target balance sheets, the BOCHK's banking book investment plans and portfolio key risk indicators, as well as risk management limits |
| <ul style="list-style-type: none"> review and monitoring of Basel Accord implementation, including review of model validation reports and model performance reports, and receiving the status reports of the allocation of risk-weighted assets | |
| <ul style="list-style-type: none"> review of various risk management reports | |
| <ul style="list-style-type: none"> review/approval of significant high risk exposures or transactions | |

Notes:

- Independent Non-executive Director
- Non-executive Director

Corporate Governance (continued)

Board Committees (continued)

Strategy and Budget Committee

The Strategy and Budget Committee comprised six members during end of the year, including three Non-executive Directors, two Independent Non-executive Directors as well as the Chief Executive and Executive Director of the Bank. Its composition, main duties and major works performed during the year are as follows:

| Composition | Main duties |
|---|---|
| Mr LI Zaohang ¹ (Chairman) Mr HE Guangbei ² Mr ZHU Shumin ¹ Mr YUE Yi ¹ Mdm CHENG Eva ³ Mr TUNG Savio Wai-Hok ³ | <ul style="list-style-type: none"> prepare, with input from the Management, Group's medium to long-term strategic plans for Board approval |
| | <ul style="list-style-type: none"> review, motion and monitor the Group's medium to long-term strategy |
| | <ul style="list-style-type: none"> review the process for formulating the Group's medium to long-term strategy to ensure that they are sufficiently robust to take into account a range of alternatives |
| | <ul style="list-style-type: none"> monitor implementation of the Group's medium to long-term strategy through pre-determined metrics and provide guidance to the Management |
| | <ul style="list-style-type: none"> make recommendations to the Board on major investments, capital expenditure, and strategic commitments of the Group and monitor implementation of the same |
| | <ul style="list-style-type: none"> review budget for Board approval and monitor performance against budgeted targets |
| | <ul style="list-style-type: none"> review and monitor the Group's regular/periodic (including annual) business plan and financial budget |
| | Major works performed during the year |
| | <ul style="list-style-type: none"> providing guidance and monitoring the implementation of the Group's overall business strategies. Considering the external market environment and internal development target of the coming 3 years, the Committee discussed and approved BOCHK Group's 2015-2017 Strategic Plan, which was submitted and approved by the Board eventually |
| | <ul style="list-style-type: none"> for enhancing the cooperation within the BOC Group in overseas development, it discussed the business cooperation between BOCHK and BOC Overseas Entities |
| <ul style="list-style-type: none"> in response to the new market trend which posed new opportunities and challenges to the bank, it discussed the impact of internet finance on credit card business and the related coping strategies | |
| <ul style="list-style-type: none"> reviewed and monitored the implementation of the Group's financial budgets and business plans for 2014, and also reviewed and endorsed the financial budgets and business plans submitted by the Management for the year 2015 and recommended the same to the Board | |

Notes:

1. Non-executive Director
2. Executive Director
3. Independent Non-executive Director

Corporate Governance (continued)

Ad Hoc Committee

The Board established an ad hoc Search Committee during the year with details as follows:

Search Committee

The Search Committee was established in March 2014 to search for a suitably qualified candidate as an Independent Non-executive Director and a Deputy Chief Executive (Personal Banking) of the Bank. The Committee was chaired by Mr TUNG Savio Wai-Hok, an Independent Non-executive Director. Its members included Mr HE Guangbei, an Executive Director, Mr CHEN Siqing and Mr LI Zaohang, Non-executive Directors and Mr KOH Beng Seng and Mr SHAN Weijian, Independent Non-executive Directors. After several rounds of selection and with the recommendation of the predecessor Nomination and Remuneration Committee, the Board resolved to appoint Mdm CHENG Eva as an Independent Non-executive Director of the Bank with effect from 30 October 2014 and Mrs KUNG YEUNG Ann Yun Chi as a Deputy Chief Executive (Personal Banking) of the Bank with effect from 1 March 2015 respectively.

Directors' Securities Transactions

BOCHK (Holdings) has established and implemented the "Code for Securities Transactions by Directors" to govern the Directors' dealings in securities transactions of BOC and BOCHK (Holdings). Upon inquiry by BOCHK (Holdings), all Directors confirmed that they had strictly complied with the provisions as set out in both the said Code and the "Model Code for Securities Transactions by Directors of Listed Issuers" as contained in Appendix 10 of the Listing Rules throughout the year 2014.

Directors' Remuneration

The Remuneration Committee also has the delegated responsibility from the Board to determine the remuneration packages of the Executive Directors and Senior Management, including benefits in kind, pension rights and compensation payments (including any compensation payable for loss or termination of their office or appointment, early payout of deferred remuneration), as well as the performance-based remuneration. Moreover, it will recommend to the Board on their remuneration package upon joining, sign-on bonus and contract guaranteed bonus, etc.

Remuneration and Incentive Mechanism

The Remuneration and Incentive Mechanism of the Group is based on the principles of "effective motivation" and "sound remuneration management". It links remuneration with performance and risk factors closely. It serves to encourage staff to enhance their performance, and at the same time, to strengthen their awareness of risk so as to achieve sound remuneration management.

The Remuneration and Incentive Policy of the Group is generally in line with the broad principles set out in the HKMA's "Guideline on a Sound Remuneration System" and applicable to the Bank and all of its subsidiaries (including the branches and institutions in and out of Hong Kong).

Corporate Governance (continued)

Remuneration and Incentive Mechanism (continued)

- **“Senior Management” and “Key Personnel”**

The following groups of employees have been identified as the “Senior Management” and “Key Personnel” as defined in the HKMA’s “Guideline on a Sound Remuneration System”:

- “Senior Management”: The senior executives designated by the Board who are responsible for oversight of the firm-wide strategy or material business lines, including Chief Executive, Deputy Chief Executives, Chief Financial Officer, Chief Risk Officer, Chief Operating Officer, Board Secretary and Head of Group Audit.
- “Key Personnel”: The employees whose individual business activities involve the assumption of material risk which may have significant impact on risk exposure, or whose individual responsibilities are directly and materially linked to the risk management, or those who have direct influence to the profit, including heads of material business lines, heads of major subsidiaries, Head of Trading and Chief Dealers, as well as heads of risk control functions.

- **Determination of the Remuneration Policy**

To fulfil the above-mentioned principles and to facilitate effective risk management within the framework of the Remuneration Policy of the Group, the Remuneration Policy of the Group is initiated by Human Resources Department with consultation of the risk control units including risk management, financial management and compliance in order to balance the needs for staff motivations, sound remuneration and prudent risk management. After the proposed Remuneration Policy is cleared by the Management Committee, it will be submitted to the Remuneration Committee for review and thereafter to the Board for approval. The Remuneration Committee and the Board will seek opinions from other Board Committees (e.g. Risk Committee, Audit Committee, etc.) where they consider necessary under the circumstances.

- **Key Features of the Remuneration and Incentive Mechanism**

1. *Performance Management Mechanism*

To reflect the “performance-driven” corporate culture, the Group has put in place a performance management mechanism to formalise the performance management at the levels of the Group, units and individuals. The annual targets of the Group will be cascaded down under the framework of balanced scorecard whereby the performance of the “Senior Management” and different units (including business units, risk control units and other units) would be assessed from the perspectives of financial, customer, building blocks/key tasks, human capital, risk management and compliance. For individual staff at different levels, annual targets of the Group will be tied to their job requirements through the performance management mechanism. Performance of individuals will be appraised on their achievement against targets, their contribution towards performance of their units and fulfilment of risk management duties and compliance, etc. Not only is target accomplishment taken into account, but the risk exposure involved during the course of work could also be evaluated and managed, ensuring security and normal operation of the Group.

2. *Risk Adjustment of Remuneration*

To put the principle of aligning performance and remuneration with risk into practice, based on “The Risk Adjustment Method”, the key risk modifiers of the Bank have been incorporated into the performance management mechanism of the Group. Credit risk, market risk, interest rate risk, liquidity risk, operational risk, legal risk, compliance risk and reputation risk form the framework of “The Risk Adjustment Method”. The size of the variable remuneration pool of the Group is calculated according to the risk adjusted performance results approved by the Board and is subject to the Board’s discretion. This method ensures the Group to fix the Group’s variable remuneration pool after considering risk exposures and changes and to maintain effective risk management through the remuneration mechanism.

Corporate Governance (continued)

Remuneration and Incentive Mechanism (continued)

3. Performance-based and Risk-adjusted Remuneration Management

The remuneration of staff is composed of “fixed remuneration” and “variable remuneration”. The proportion of one to the other for individual staff members depends on job grades, roles, responsibilities and functions of the staff with the prerequisite that balance has to be struck between the fixed and variable portion. Generally speaking, the higher the job grades and/or the greater the responsibilities, the higher will be the proportion of variable remuneration so as to encourage the staff to follow the philosophy of prudent risk management and sound long-term financial stability.

Every year, the Group will conduct periodic review on the fixed remuneration of the staff with reference to various factors like remuneration strategy, market pay trend and staff salary level, and will determine the remuneration based on the affordability of the Group as well as the performance of the Group, units and individuals. As mentioned above, performance assessment criteria include quantitative and qualitative factors, as well as financial and non-financial indicators.

According to the “Group Bonus Funding Policy”, the size of the variable remuneration pool of the Group is determined by the Board on the basis of the financial performance of the Group and the achievement of non-financial strategic business targets under the long-term development of the Group. Thorough consideration is also made to the risk factors in the determination process. The size of the pool is reached based on pre-defined formulaic calculations but the Board can make discretionary adjustment to it if deemed appropriate under prevailing circumstances. When the Group’s performance is relatively weak (e.g. failed to meet the threshold performance level), no variable remuneration will be paid out that year in principle. However, the Board reserves the rights to exercise its discretion.

As far as individual units and individual staff are concerned, allocation of the variable remuneration is closely linked to the performance of the units, and that of each individual staff as well as the unit he/she is attaching to, and the assessment of which should include risk modifiers. The performance and remuneration arrangement of risk control personnel are determined by the achievement of their core job responsibilities, independent from the business they oversee; for front-line risk controllers, a cross-departmental reporting and performance management system is applied to ensure the suitability of performance-based remuneration. Within the acceptable risk level of the Group, the better the performance of the unit and the individual staff, the higher will be the variable remuneration for the individual staff.

4. Linking the payout of the variable remuneration with the time horizon of the risk to reflect the long-term value creation of the Group

To work out the principle of aligning remuneration with the time horizon of risk and to ensure that sufficient time is allowed to ascertain the associated risk and its impact before the actual payout, payout of the variable remuneration of staff is required to be deferred in cash if such amount reaches certain prescribed threshold. The Group adopts a progressive approach towards deferral. The longer the time horizon of risk in the activities conducted by the staff, the higher the job grade or the higher amount of the variable remuneration, the higher will be the proportion of deferral. Deferral period lasts for 3 years.

The vesting of the deferred variable remuneration is linked with the long term value creation of the Group. The vesting conditions are closely linked to the annual performance of the Group in the next 3 years and the individual behaviour of the staff concerned. When the Group’s performance has met the threshold requirement, the deferred variable remuneration would be vested following the corresponding schedule. However, if a staff is found to have committed fraud, or any financial or non-financial factors used in performance measurement or variable pay determination are later proven to have been manifestly worse than originally understood in a particular year, or individual behaviour / management style pose negative impacts to the business unit and even the Group, including but not limited to improper or inadequate risk management, etc., the unvested portion of the deferred variable remuneration of the relevant staff would be forfeited.

• External Remuneration Consultant

To ensure the suitability and competitiveness of the remuneration and incentive mechanism, the Group appointed Towers Watson Pennsylvania Inc. and McLagan Partners Asia, Inc. for independent consultation in areas of pay management mechanism and market remuneration data of Senior Management and key positions.

• Disclosure on Remuneration

The Group has fully complied with the guideline in Part 3 of the “Guideline on a Sound Remuneration System” issued by the HKMA to disclose information in relation to our remuneration and incentive mechanism.

Corporate Governance (continued)

External Auditor

Pursuant to the “Policy on External Auditor Management” adopted by the Board, the Audit Committee reviewed and monitored and was satisfied with the independence and objectivity of Ernst & Young, the Group’s external auditor, and the effectiveness of its audit procedures, based on the principles and standards set out in the said Policy that were in line with international best practices. Upon the recommendation of the Audit Committee, the Board will propose that Ernst & Young be re-appointed as auditor of the Group at the Bank’s 2015 annual general meeting. Subject to shareholders’ authorisation, the Board will authorise the Audit Committee to determine the remuneration of Ernst & Young. For 2014, the fee charged by Ernst & Young was HK\$37 million, of which HK\$26 million was for audit services and HK\$11 million related to other services (mainly including tax-related and advisory services). For 2013, the fee paid by the Group to Ernst & Young was HK\$33 million, of which HK\$25 million was for audit services and HK\$8 million related to other services (mainly including the tax-related and advisory services).

The Audit Committee was satisfied that the non-audit services in 2014 did not affect the independence of Ernst & Young. The amount paid to Ernst & Young for non-audit services in 2014 comprised mainly the tax-related services fee of approximately HK\$2 million, services fee on Foreign Account Tax Compliance Act project of approximately HK\$1 million, and other non-audit services fee of approximately HK\$8 million.

Internal Control

The Board has the responsibility to ensure that the Group maintains sound and effective internal controls to safeguard the Group’s assets. According to the Board’s scope of delegation, the Management is responsible for the day-to-day operations and risk management.

The internal control system is designed to provide appropriate assurance against material misstatement or loss; to manage the risk of system failure; and to assist in the achievement of the Group’s objectives. In addition to safeguarding the Group’s assets, it also ensures the maintenance of proper accounting records and compliance with relevant laws and regulations.

The Group conducts an annual review of the effectiveness of its internal control systems covering all material controls, including financial, operational and compliance controls as well as risk management. The review is conducted by reference to the guidelines and definitions given by the regulatory and professional bodies for the purpose of assessing five different internal control elements, namely, the control environment, risk assessment, control activities, information and communication, and monitoring. The assessment covers all the major internal controls and measures, including financial, operational and compliance controls as well as risk management functions. The review also considers the adequacy of resources, staff qualifications and experience and training of the Group’s accounting and financial reporting functions. The review is coordinated by the Group’s internal audit which, after the Management and various business departments have performed their self-assessment, then carries out an independent examination and other post-assessment work on the review process and results. The results of the 2014 review have been reported to the Audit Committee and the Board.

The key procedures that the Group has essentially established and implemented to provide internal controls are summarised as follows:

- a rational organisational structure with appropriate personnel is developed and whose responsibility, authority, and accountability are clearly delineated. The Group has formulated policies and procedures to ensure reasonable checks and balances for all the operating units, reasonable safeguard for the Group’s assets, the implementation of internal controls and adherence to relevant laws and regulations and risk management in its operations;

Corporate Governance (continued)

Internal Control (continued)

- the Management draws up and continuously monitors the implementation of the Group's strategies, business plans and financial budgets. The accounting and management systems that are in place provide the basis for evaluating financial and operational performance;
- the Group has various risk management and human resources policies. There are specific units and personnel that are responsible for identifying, assessing and managing all the major risks. These include reputation, strategic, legal, compliance, credit, market, operational, liquidity and interest rate risks (The Group's risk management is given on page 363 to page 370 in this Annual Report);
- the Group has established an information technology governance structure that produces a range of reports on information systems and management, including information on the monitoring of various business units, financial information and operating performance. Such information facilitates the Management, business units and the regulatory bodies in assessing and monitoring the Group's operation and performance. Proper communication channels and reporting mechanisms are in place at various business units and levels to facilitate exchange of information;
- pursuant to a risk-based approach and in accordance with the internal audit plan approved by the Audit Committee, the Group's internal audit conducts independent reviews on such aspects as financial activities, various business areas, various kinds of risks, operations and activities. Reports are submitted directly to the Audit Committee. The Group's internal audit closely follows up on the items that require attention in a systematic way and reports to the Management and the Audit Committee in a timely manner; and
- the Audit Committee reviews the reports submitted by external auditor to the Group's Management in connection with the annual audit as well as the recommendations made by regulatory bodies on internal control. The Group's internal audit follows up on the same to ensure timely implementation of the recommendations, and also periodically reports the status of the implementation to the Management and the Audit Committee.

The Group is committed to upholding good corporate governance practices and the internal control system of all subsidiaries are reviewed regularly. During the year of 2014, continuous improvements on the organisation structure and segregation of duty, the risk management policy and procedure, and the enhancement of disclosure transparency have been undertaken by the Group. In response to internal and external changes in global economic condition, operating environment, regulatory requirement and business development, the Group has implemented a series of measures and undertaken an on-going review on the effectiveness of the internal control mechanism. In 2014, areas for improvement have been identified and appropriate measures have been implemented.

Directors' Responsibility Statement in relation to Financial Statements

The following statement should be read in conjunction with the auditor's statement of their responsibilities as set out in the auditor's report contained in this Annual Report. The statement aims to distinguish the responsibilities of the Directors and the auditor in relation to the financial statements.

The Directors are required by the Hong Kong Companies Ordinance to prepare financial statements, which give a true and fair view of the state of affairs of the Bank. The financial statements should be prepared on a going concern basis unless it considers inappropriate. The Directors are responsible for ensuring that the accounting records kept by the Bank at any time reasonably and accurately reflect the financial position of the Bank, and also ensure that the financial statements comply with the requirements of the Hong Kong Companies Ordinance. The Directors also have duties to take reasonable and practicable steps to safeguard the assets of the Group and to prevent and detect fraud and other irregularities.

The Directors consider that in preparing the financial statements contained in this Annual Report, the Bank has adopted appropriate accounting policies which have been consistently applied and supported by reasonable judgements and estimates, and that all accounting standards which they consider to be applicable have been followed.

獨立核數師報告



安永會計師事務所
香港中環添美道1號
中信大廈22樓

致中國銀行(香港)有限公司全體股東
(於香港註冊成立的有限公司)

本核數師(以下簡稱「我們」)審計了載於第38頁至第321頁中國銀行(香港)有限公司(「貴銀行」)及其附屬公司(統稱「貴集團」)的綜合財務報表,包括於2014年12月31日的綜合及公司資產負債表與截至該日止年度的綜合收益表、綜合及公司全面收益表、綜合及公司權益變動表和綜合現金流量表,以及主要會計政策摘要和其他附註解釋資料。

董事對綜合財務報表的責任

貴銀行董事須負責根據香港會計師公會頒佈的《香港財務報告準則》及香港《公司條例》編製真實而公平列報的綜合財務報表,以及對董事認為必要的內部控制負責,以使其編製的綜合財務報表不存在由於舞弊或錯誤而導致的重大錯報。

核數師的責任

我們的責任是根據我們的審計對上述綜合財務報表發表意見。我們按照香港《公司條例》(第622章)附表11第80條,僅向全體股東(作為一個整體)報告,除此之外本報告別無其他目的。我們不會就本報告的內容向任何其他人士負上或承擔任何責任。

我們已根據香港會計師公會頒佈的《香港審計準則》執行了審計工作。該準則要求我們遵守職業道德守則,計劃和執行審計工作以對上述綜合財務報表是否不存在重大錯報獲取合理保證。

審計工作涉及實施審計程序,以獲取有關綜合財務報表金額和披露的審計證據。選擇的審計程序取決於核數師的判斷,包括對由於舞弊或錯誤導致的綜合財務報表重大錯報風險的評估。在進行風險評估時,核數師考慮與編製真實而公平列報的綜合財務報表相關的內部控制,以設計恰當的審計程序,但目的並非對內部控制的有效性發表意見。審計工作還包括評價董事選用會計政策的恰當性和作出會計估計的合理性,以及評價綜合財務報表的總體列報。

我們相信,我們獲取的審計證據是充分、適當的,為發表審計意見提供了基礎。

意見

我們認為,上述綜合財務報表已經根據《香港財務報告準則》,真實而公平地反映了貴銀行和貴集團2014年12月31日的財務狀況以及貴集團截至該日止年度的利潤和現金流量,並已按照香港《公司條例》妥為編製。



安永會計師事務所
執業會計師
香港, 2015年3月25日

Independent Auditors' Report



Ernst & Young
22/F, CITIC Tower
1 Tim Mei Avenue
Central, Hong Kong

To the shareholders of Bank of China (Hong Kong) Limited
(Incorporated in Hong Kong with limited liability)

We have audited the consolidated financial statements of Bank of China (Hong Kong) Limited (the "Bank") and its subsidiaries (together, the "Group") set out on pages 38 to 321, which comprise the consolidated and company balance sheets as at 31 December 2014, and the consolidated income statement, the consolidated and company statements of comprehensive income, the consolidated and company statements of changes in equity and the consolidated cash flow statement for the year then ended, and a summary of significant accounting policies and other explanatory information.

Directors' responsibility for the consolidated financial statements

The directors of the Bank are responsible for the preparation of consolidated financial statements that give a true and fair view in accordance with Hong Kong Financial Reporting Standards issued by the Hong Kong Institute of Certified Public Accountants and the Hong Kong Companies Ordinance, and for such internal control as the directors determine is necessary to enable the preparation of consolidated financial statements that are free from material misstatement, whether due to fraud or error.

Auditors' responsibility

Our responsibility is to express an opinion on these consolidated financial statements based on our audit. Our report is made solely to you, as a body, in accordance with section 80 of Schedule 11 to the Hong Kong Companies Ordinance (Chapter 622), and for no other purpose. We do not assume responsibility towards or accept liability to any other person for the contents of this report.

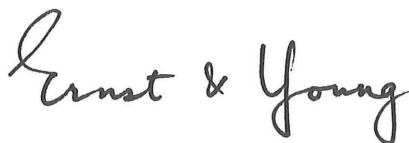
We conducted our audit in accordance with Hong Kong Standards on Auditing issued by the Hong Kong Institute of Certified Public Accountants. Those standards require that we comply with ethical requirements and plan and perform the audit to obtain reasonable assurance about whether the consolidated financial statements are free from material misstatement.

An audit involves performing procedures to obtain audit evidence about the amounts and disclosures in the consolidated financial statements. The procedures selected depend on the auditors' judgement, including the assessment of the risks of material misstatement of the consolidated financial statements, whether due to fraud or error. In making those risk assessments, the auditors consider internal control relevant to the entity's preparation of consolidated financial statements that give a true and fair view in order to design audit procedures that are appropriate in the circumstances, but not for the purpose of expressing an opinion on the effectiveness of the entity's internal control. An audit also includes evaluating the appropriateness of accounting policies used and the reasonableness of accounting estimates made by the directors, as well as evaluating the overall presentation of the consolidated financial statements.

We believe that the audit evidence we have obtained is sufficient and appropriate to provide a basis for our audit opinion.

Opinion

In our opinion, the consolidated financial statements give a true and fair view of the state of affairs of the Bank and of the Group as at 31 December 2014, and of the Group's profit and cash flows for the year then ended in accordance with Hong Kong Financial Reporting Standards and have been properly prepared in accordance with the Hong Kong Companies Ordinance.



Ernst & Young
Certified Public Accountants
Hong Kong, 25 March 2015

綜合收益表

Consolidated Income Statement

| 截至 12 月 31 日止年度 | For the year ended 31 December | 附註 Notes | 2014 | 2013 |
|----------------------------|--|-------------|----------------|----------------|
| | | | 港幣百萬元 HK\$m | 港幣百萬元 HK\$m |
| 利息收入 | Interest income | | 45,806 | 37,479 |
| 利息支出 | Interest expense | | (16,050) | (11,477) |
| 淨利息收入 | Net interest income | 6 | 29,756 | 26,002 |
| 服務費及佣金收入 | Fee and commission income | | 13,946 | 12,756 |
| 服務費及佣金支出 | Fee and commission expense | | (3,822) | (3,723) |
| 淨服務費及佣金收入 | Net fee and commission income | 7 | 10,124 | 9,033 |
| 淨交易性收益 | Net trading gain | 8 | 2,207 | 3,110 |
| 界定為以公平值變化計入損益之 金融工具淨虧損 | Net loss on financial instruments designated at fair value through profit or loss | | (22) | (27) |
| 其他金融資產之淨收益 | Net gain on other financial assets | 9 | 677 | 146 |
| 其他經營收入 | Other operating income | 10 | 540 | 564 |
| 提取減值準備前之淨經營收入 | Net operating income before impairment allowances | | 43,282 | 38,828 |
| 減值準備淨撥備 | Net charge of impairment allowances | 11 | (1,050) | (737) |
| 淨經營收入 | Net operating income | | 42,232 | 38,091 |
| 經營支出 | Operating expenses | 12 | (12,698) | (11,845) |
| 經營溢利 | Operating profit | | 29,534 | 26,246 |
| 投資物業出售／公平值調整之 淨收益 | Net gain from disposal of/fair value adjustments on investment properties | 13 | 394 | 262 |
| 出售／重估物業、器材及設備之 淨(虧損)／收益 | Net (loss)/gain from disposal/revaluation of properties, plant and equipment | 14 | (24) | 2 |
| 應佔聯營公司及合資企業之稅後 溢利扣減虧損 | Share of profits less losses after tax of associates and a joint venture | 27 | 34 | 35 |
| 除稅前溢利 | Profit before taxation | | 29,938 | 26,545 |
| 稅項 | Taxation | 15 | (5,393) | (4,630) |
| 年度溢利 | Profit for the year | | 24,545 | 21,915 |
| 應佔溢利： | Profit attributable to: | | | |
| 本銀行股東權益 | Equity holders of the Bank | | 24,237 | 21,618 |
| 非控制權益 | Non-controlling interests | | 308 | 297 |
| | | | 24,545 | 21,915 |
| 股息 | Dividends | 17 | 8,867 | 13,429 |

第 49 至 321 頁之附註屬本財務報表之組成部分。

The notes on pages 49 to 321 are an integral part of these financial statements.

綜合全面收益表

Consolidated Statement of Comprehensive Income

| 截至 12 月 31 日止年度 | For the year ended 31 December | 附註 Notes | 2014 港幣百萬元 HK\$'m | 2013 港幣百萬元 HK\$'m |
|--------------------------------|--|-------------|-------------------------|-------------------------|
| 年度溢利 | Profit for the year | | 24,545 | 21,915 |
| 其後不可重新分類至收益表內的項目： | Items that will not be reclassified subsequently to income statement: | | | |
| 房產： | Premises: | | | |
| 房產重估 | Revaluation of premises | | 3,306 | 4,128 |
| 遞延稅項 | Deferred tax | 37 | (449) | (660) |
| | | | 2,857 | 3,468 |
| 其後可重新分類至收益表內的項目： | Items that may be reclassified subsequently to income statement: | | | |
| 可供出售證券： | Available-for-sale securities: | | | |
| 可供出售證券之公平值變化 | Change in fair value of available-for-sale securities | | 2,206 | (5,706) |
| 因處置可供出售證券之轉撥重新分類至收益表 | Release upon disposal of available-for-sale securities reclassified to income statement | | (647) | (179) |
| 由可供出售證券轉至持有至到期日證券產生之攤銷重新分類至收益表 | Amortisation with respect to available-for-sale securities transferred to held-to-maturity securities reclassified to income statement | | 288 | - |
| 遞延稅項 | Deferred tax | 37 | (594) | 1,042 |
| | | | 1,253 | (4,843) |
| 淨投資對沖下對沖工具之公平值變化 | Change in fair value of hedging instruments under net investment hedges | | 49 | (54) |
| 貨幣換算差額 | Currency translation difference | | (292) | 331 |
| | | | 1,010 | (4,566) |
| 年度除稅後其他全面收益 | Other comprehensive income for the year, net of tax | | 3,867 | (1,098) |
| 年度全面收益總額 | Total comprehensive income for the year | | 28,412 | 20,817 |
| 應佔全面收益總額： | Total comprehensive income attributable to: | | | |
| 本銀行股東權益 | Equity holders of the Bank | | 28,075 | 20,496 |
| 非控制權益 | Non-controlling interests | | 337 | 321 |
| | | | 28,412 | 20,817 |

第 49 至 321 頁之附註屬本財務報表之組成部分。

The notes on pages 49 to 321 are an integral part of these financial statements.

全面收益表

Statement of Comprehensive Income

| 截至 12 月 31 日止年度 | For the year ended 31 December | 附註 Notes | 2014 港幣百萬元 HK\$'m | 2013 港幣百萬元 HK\$'m |
|--------------------------------|--|-------------|-------------------------|-------------------------|
| 年度溢利 | Profit for the year | 16 | 22,991 | 20,582 |
| 其後不可重新分類至收益表內的項目： | Items that will not be reclassified subsequently to income statement: | | | |
| 房產： | Premises: | | | |
| 房產重估 | Revaluation of premises | | 2,578 | 2,992 |
| 遞延稅項 | Deferred tax | 37 | (362) | (491) |
| | | | 2,216 | 2,501 |
| 其後可重新分類至收益表內的項目： | Items that may be reclassified subsequently to income statement: | | | |
| 可供出售證券： | Available-for-sale securities: | | | |
| 可供出售證券之公平值變化 | Change in fair value of available-for-sale securities | | 1,506 | (5,402) |
| 因處置可供出售證券之轉撥重新分類至收益表 | Release upon disposal of available-for-sale securities reclassified to income statement | | (48) | (148) |
| 由可供出售證券轉至持有至到期日證券產生之攤銷重新分類至收益表 | Amortisation with respect to available-for-sale securities transferred to held-to-maturity securities reclassified to income statement | | 287 | - |
| 遞延稅項 | Deferred tax | 37 | (488) | 914 |
| | | | 1,257 | (4,636) |
| 貨幣換算差額 | Currency translation difference | | 36 | (13) |
| | | | 1,293 | (4,649) |
| 年度除稅後其他全面收益 | Other comprehensive income for the year, net of tax | | 3,509 | (2,148) |
| 年度全面收益總額 | Total comprehensive income for the year | | 26,500 | 18,434 |

第 49 至 321 頁之附註屬本財務報表之組成部分。

The notes on pages 49 to 321 are an integral part of these financial statements.

綜合資產負債表

Consolidated Balance Sheet

| 於 12 月 31 日 | As at 31 December | 附註 Notes | 2014 | 2013 |
|--------------------------|---|-------------|------------------|----------------|
| | | | 港幣百萬元 HK\$m | 港幣百萬元 HK\$m |
| 資產 | ASSETS | | | |
| 庫存現金及存放銀行及其他金融機構的結餘 | Cash and balances with banks and other financial institutions | 20 | 398,252 | 353,480 |
| 在銀行及其他金融機構一至十二個月內到期之定期存放 | Placements with banks and other financial institutions maturing between one and twelve months | | 37,436 | 46,694 |
| 公平值變化計入損益之金融資產 | Financial assets at fair value through profit or loss | 21 | 35,106 | 24,002 |
| 衍生金融工具 | Derivative financial instruments | 22 | 33,359 | 25,242 |
| 香港特別行政區政府負債證明書 | Hong Kong SAR Government certificates of indebtedness | | 90,770 | 99,190 |
| 貸款及其他賬項 | Advances and other accounts | 23 | 1,014,041 | 924,875 |
| 證券投資 | Investment in securities | 25 | 403,678 | 407,833 |
| 聯營公司及合資企業權益 | Interests in associates and a joint venture | 27 | 324 | 292 |
| 投資物業 | Investment properties | 28 | 14,690 | 14,727 |
| 物業、器材及設備 | Properties, plant and equipment | 29 | 55,041 | 52,192 |
| 遞延稅項資產 | Deferred tax assets | 37 | 167 | 164 |
| 其他資產 | Other assets | 30 | 19,069 | 21,086 |
| 資產總額 | Total assets | | 2,101,933 | 1,969,777 |
| 負債 | LIABILITIES | | | |
| 香港特別行政區流通紙幣 | Hong Kong SAR currency notes in circulation | 31 | 90,770 | 99,190 |
| 銀行及其他金融機構之存款及結餘 | Deposits and balances from banks and other financial institutions | | 235,780 | 278,273 |
| 公平值變化計入損益之金融負債 | Financial liabilities at fair value through profit or loss | 32 | 12,260 | 13,580 |
| 衍生金融工具 | Derivative financial instruments | 22 | 20,772 | 18,747 |
| 客戶存款 | Deposits from customers | 33 | 1,483,398 | 1,329,376 |
| 已發行債務證券及存款證 | Debt securities and certificates of deposit in issue | 34 | 11,901 | 5,684 |
| 其他賬項及準備 | Other accounts and provisions | 35 | 46,557 | 47,672 |
| 應付稅項負債 | Current tax liabilities | | 2,777 | 2,539 |
| 遞延稅項負債 | Deferred tax liabilities | 37 | 7,997 | 6,924 |
| 後償負債 | Subordinated liabilities | 38 | 19,676 | 19,849 |
| 負債總額 | Total liabilities | | 1,931,888 | 1,821,834 |

綜合資產負債表 (續)

Consolidated Balance Sheet (continued)


| 於 12 月 31 日 | As at 31 December | 附註 Notes | 2014 | 2013 |
|--------------|---|-------------|------------------|----------------|
| | | | 港幣百萬元 HK\$m | 港幣百萬元 HK\$m |
| 資本 | EQUITY | | | |
| 股本 | Share capital | 39 | 43,043 | 43,043 |
| 儲備 | Reserves | 40 | 124,912 | 102,863 |
| 本銀行股東應佔股本和儲備 | Capital and reserves attributable to the equity holders of the Bank | | 167,955 | 145,906 |
| 非控制權益 | Non-controlling interests | | 2,090 | 2,037 |
| 資本總額 | Total equity | | 170,045 | 147,943 |
| 負債及資本總額 | Total liabilities and equity | | 2,101,933 | 1,969,777 |

第 49 至 321 頁之附註屬本財務報表之組成部分。

The notes on pages 49 to 321 are an integral part of these financial statements.

經董事會於 2015 年 3 月 25 日通過核准並由以下人士代表簽署：

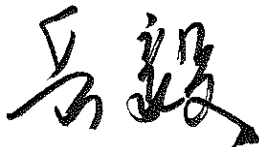
Approved by the Board of Directors on 25 March 2015 and signed on behalf of the Board by:



田國立 TIAN Guoli
董事 Director



陳四清 CHEN Siqing
董事 Director



岳毅 YUE Yi
董事 Director



隋洋 SUI Yang
財務總監 Chief Financial Officer

資產負債表

Balance Sheet

| 於 12 月 31 日 | As at 31 December | 附註 Notes | 2014 港幣百萬元 HK\$'m | 2013 港幣百萬元 HK\$'m |
|--------------------------|---|-------------|-------------------------|-------------------------|
| 資產 | ASSETS | | | |
| 庫存現金及存放銀行及其他金融機構的結餘 | Cash and balances with banks and other financial institutions | 20 | 351,414 | 325,251 |
| 在銀行及其他金融機構一至十二個月內到期之定期存放 | Placements with banks and other financial institutions maturing between one and twelve months | | 16,990 | 22,068 |
| 公平值變化計入損益之金融資產 | Financial assets at fair value through profit or loss | 21 | 26,274 | 17,644 |
| 衍生金融工具 | Derivative financial instruments | 22 | 32,820 | 24,648 |
| 香港特別行政區政府負債證明書 | Hong Kong SAR Government certificates of indebtedness | | 90,770 | 99,190 |
| 貸款及其他賬項 | Advances and other accounts | 23 | 818,464 | 740,597 |
| 證券投資 | Investment in securities | 25 | 347,134 | 357,850 |
| 附屬公司權益 | Interests in subsidiaries | 26 | 14,482 | 14,522 |
| 聯營公司及合資企業權益 | Interests in associates and a joint venture | 27 | 8 | 8 |
| 投資物業 | Investment properties | 28 | 14,241 | 14,114 |
| 物業、器材及設備 | Properties, plant and equipment | 29 | 44,914 | 42,666 |
| 其他資產 | Other assets | 30 | 20,383 | 16,852 |
| 資產總額 | Total assets | | 1,777,894 | 1,675,410 |
| 負債 | LIABILITIES | | | |
| 香港特別行政區流通紙幣 | Hong Kong SAR currency notes in circulation | 31 | 90,770 | 99,190 |
| 銀行及其他金融機構之存款及結餘 | Deposits and balances from banks and other financial institutions | | 217,129 | 273,312 |
| 公平值變化計入損益之金融負債 | Financial liabilities at fair value through profit or loss | 32 | 7,289 | 9,146 |
| 衍生金融工具 | Derivative financial instruments | 22 | 20,456 | 18,388 |
| 客戶存款 | Deposits from customers | 33 | 1,233,471 | 1,093,913 |
| 已發行債務證券及存款證 | Debt securities and certificates of deposit in issue | 34 | 9,702 | 5,684 |
| 其他賬項及準備 | Other accounts and provisions | 35 | 30,024 | 28,090 |
| 應付稅項負債 | Current tax liabilities | | 2,334 | 2,179 |
| 遞延稅項負債 | Deferred tax liabilities | 37 | 6,435 | 5,525 |
| 後償負債 | Subordinated liabilities | 38 | 19,676 | 19,849 |
| 負債總額 | Total liabilities | | 1,637,286 | 1,555,276 |

資產負債表 (續)

Balance Sheet (continued)


| 於 12 月 31 日 | As at 31 December | 附註 Notes | 2014 | 2013 |
|-------------|------------------------------|-------------|------------------|-----------------|
| | | | 港幣百萬元 HK\$'m | 港幣百萬元 HK\$'m |
| 資本 | EQUITY | | | |
| 股本 | Share capital | 39 | 43,043 | 43,043 |
| 儲備 | Reserves | 40 | 97,565 | 77,091 |
| 資本總額 | Total equity | | 140,608 | 120,134 |
| 負債及資本總額 | Total liabilities and equity | | 1,777,894 | 1,675,410 |

第 49 至 321 頁之附註屬本財務報表之組成部分。

The notes on pages 49 to 321 are an integral part of these financial statements.

經董事會於 2015 年 3 月 25 日通過核准並由以下人士代表簽署：

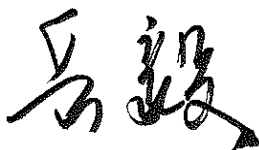
Approved by the Board of Directors on 25 March 2015 and signed on behalf of the Board by:



田國立 TIAN Guoli
董事 Director



陳四清 CHEN Siqing
董事 Director



岳毅 YUE Yi
董事 Director



隋洋 SUI Yang
財務總監 Chief Financial Officer

綜合權益變動表

Consolidated Statement of Changes in Equity

| | | 歸屬於本銀行股東 Attributable to the equity holders of the Bank | | | | | | | | |
|----------------------|--|--|--|--|--------------------------------|--------------------------------|------------------------------|----------------|---|-------------------------|
| | | 股本 Share capital | 房產 重估儲備 Premises revaluation reserve | 可供出售 證券公平值 變動儲備 Reserve for fair value changes of available- for-sale securities | 監管儲備* Regulatory reserve | 換算儲備 Translation reserve | 留存盈利 Retained earnings | 總計 Total | 非控制權益 Non- controlling interests | 資本總額 Total equity |
| | | 港幣百萬元 HK\$m | 港幣百萬元 HK\$m | 港幣百萬元 HK\$m | 港幣百萬元 HK\$m | 港幣百萬元 HK\$m | 港幣百萬元 HK\$m | 港幣百萬元 HK\$m | 港幣百萬元 HK\$m | 港幣百萬元 HK\$m |
| 於 2013 年 1 月 1 日 | At 1 January 2013 | 43,043 | 31,355 | 3,957 | 7,754 | 771 | 51,959 | 138,839 | 2,025 | 140,864 |
| 年度溢利 | Profit for the year | - | - | - | - | - | 21,618 | 21,618 | 297 | 21,915 |
| 其他全面收益： | Other comprehensive income: | | | | | | | | | |
| 房產 | Premises | - | 3,425 | - | - | - | - | 3,425 | 43 | 3,468 |
| 可供出售證券 | Available-for-sale securities | - | - | (4,817) | - | - | - | (4,817) | (26) | (4,843) |
| 淨投資對沖下對沖工 具之公平值變化 | Change in fair value of hedging instruments under net investment hedges | - | - | - | - | (50) | - | (50) | (4) | (54) |
| 貨幣換算差額 | Currency translation difference | - | 3 | (13) | - | 330 | - | 320 | 11 | 331 |
| 全面收益總額 | Total comprehensive income | - | 3,428 | (4,830) | - | 280 | 21,618 | 20,496 | 321 | 20,817 |
| 轉撥至留存盈利 | Transfer to retained earnings | - | (30) | - | - | - | 30 | - | - | - |
| 轉撥自留存盈利 | Transfer from retained earnings | - | - | - | 1,240 | - | (1,240) | - | - | - |
| 股息 | Dividends | - | - | - | - | - | (13,429) | (13,429) | (309) | (13,738) |
| 於 2013 年 12 月 31 日 | At 31 December 2013 | 43,043 | 34,753 | (873) | 8,994 | 1,051 | 58,938 | 145,906 | 2,037 | 147,943 |

綜合權益變動表 (續)

Consolidated Statement of Changes in Equity (continued)

| | | 歸屬於本銀行股東 Attributable to the equity holders of the Bank | | | | | | | | |
|----------------------|--|--|--|--|---------------------------------|--------------------------------|------------------------------|-----------------|---|-------------------------|
| | | 股本 Share capital | 房產 重估儲備 Premises revaluation reserve | 可供出售 證券公平值 變動儲備 Reserve for fair value changes of available- for-sale securities | 監管儲備* Regulatory reserve* | 換算儲備 Translation reserve | 留存盈利 Retained earnings | 總計 Total | 非控制權益 Non- controlling interests | 資本總額 Total equity |
| | | 港幣百萬元 HK\$'m | 港幣百萬元 HK\$'m | 港幣百萬元 HK\$'m | 港幣百萬元 HK\$'m | 港幣百萬元 HK\$'m | 港幣百萬元 HK\$'m | 港幣百萬元 HK\$'m | 港幣百萬元 HK\$'m | 港幣百萬元 HK\$'m |
| 於 2014 年 1 月 1 日 | At 1 January 2014 | 43,043 | 34,753 | (873) | 8,994 | 1,051 | 58,938 | 145,906 | 2,037 | 147,943 |
| 年度溢利 | Profit for the year | - | - | - | - | - | 24,237 | 24,237 | 308 | 24,545 |
| 其他全面收益： | Other comprehensive income: | | | | | | | | | |
| 房產 | Premises | - | 2,836 | - | - | - | - | 2,836 | 21 | 2,857 |
| 可供出售證券 | Available-for-sale securities | - | - | 1,237 | - | - | - | 1,237 | 16 | 1,253 |
| 淨投資對沖下對沖工 具之公平值變化 | Change in fair value of hedging instruments under net investment hedges | - | - | - | - | 46 | - | 46 | 3 | 49 |
| 貨幣換算差額 | Currency translation difference | - | (3) | 41 | - | (319) | - | (281) | (11) | (292) |
| 全面收益總額 | Total comprehensive income | - | 2,833 | 1,278 | - | (273) | 24,237 | 28,075 | 337 | 28,412 |
| 因房產出售之轉撥 | Release upon disposal of premises | - | (6) | - | - | - | 6 | - | - | - |
| 轉撥自留存盈利 | Transfer from retained earnings | - | - | - | 1,017 | - | (1,017) | - | - | - |
| 股息 | Dividends | - | - | - | - | - | (6,026) | (6,026) | (284) | (6,310) |
| 於 2014 年 12 月 31 日 | At 31 December 2014 | 43,043 | 37,580 | 405 | 10,011 | 778 | 76,138 | 167,955 | 2,090 | 170,045 |

* 除按香港會計準則第 39 號對貸款提取減值準備外，按金管局要求撥轉部分留存盈利至監管儲備作銀行一般風險之用(包括未來損失或其他不可預期風險)。

* In accordance with the requirements of the HKMA, the amounts are set aside for general banking risks, including future losses or other unforeseeable risks, in addition to the loan impairment allowances recognised under HKAS 39.

第 49 至 321 頁之附註屬本財務報表之組成部分。

The notes on pages 49 to 321 are an integral part of these financial statements.

權益變動表

Statement of Changes in Equity

| | | 股本 Share capital | 房產 重估儲備 Premises revaluation reserve | 可供出售 證券公平值 變動儲備 Reserve for fair value changes of available-for- sale securities | 監管儲備* Regulatory reserve* | 留存盈利 Retained earnings | 資本總額 Total equity |
|--------------------|------------------------------------|------------------------|--|---|---------------------------------|------------------------------|-------------------------|
| | | 港幣百萬元 HK\$m | 港幣百萬元 HK\$m | 港幣百萬元 HK\$m | 港幣百萬元 HK\$m | 港幣百萬元 HK\$m | 港幣百萬元 HK\$m |
| 於 2013 年 1 月 1 日 | At 1 January 2013 | 43,043 | 24,984 | 2,937 | 6,046 | 38,119 | 115,129 |
| 年度溢利 | Profit for the year | - | - | - | - | 20,582 | 20,582 |
| 其他全面收益： | Other comprehensive income: | | | | | | |
| 房產 | Premises | - | 2,501 | - | - | - | 2,501 |
| 可供出售證券 | Available-for-sale securities | - | - | (4,636) | - | - | (4,636) |
| 貨幣換算差額 | Currency translation difference | - | - | (13) | - | - | (13) |
| 全面收益總額 | Total comprehensive income | - | 2,501 | (4,649) | - | 20,582 | 18,434 |
| 轉撥自留存盈利 | Transfer from retained earnings | - | - | - | 849 | (849) | - |
| 股息 | Dividends | - | - | - | - | (13,429) | (13,429) |
| 於 2013 年 12 月 31 日 | At 31 December 2013 | <u>43,043</u> | <u>27,485</u> | <u>(1,712)</u> | <u>6,895</u> | <u>44,423</u> | <u>120,134</u> |
| 於 2014 年 1 月 1 日 | At 1 January 2014 | 43,043 | 27,485 | (1,712) | 6,895 | 44,423 | 120,134 |
| 年度溢利 | Profit for the year | - | - | - | - | 22,991 | 22,991 |
| 其他全面收益： | Other comprehensive income: | | | | | | |
| 房產 | Premises | - | 2,216 | - | - | - | 2,216 |
| 可供出售證券 | Available-for-sale securities | - | - | 1,257 | - | - | 1,257 |
| 貨幣換算差額 | Currency translation difference | - | - | 36 | - | - | 36 |
| 全面收益總額 | Total comprehensive income | - | 2,216 | 1,293 | - | 22,991 | 26,500 |
| 轉撥自留存盈利 | Transfer from retained earnings | - | - | - | 856 | (856) | - |
| 股息 | Dividends | - | - | - | - | (6,026) | (6,026) |
| 於 2014 年 12 月 31 日 | At 31 December 2014 | <u>43,043</u> | <u>29,701</u> | <u>(419)</u> | <u>7,751</u> | <u>60,532</u> | <u>140,608</u> |

* 除按香港會計準則第 39 號對貸款提取減值準備外，按金管局要求撥轉部分留存盈利至監管儲備作銀行一般風險之用(包括未來損失或其他不可預期風險)。

* In accordance with the requirements of the HKMA, the amounts are set aside for general banking risks, including future losses or other unforeseeable risks, in addition to the loan impairment allowances recognised under HKAS 39.

第 49 至 321 頁之附屬本財務報表之組成部分。 The notes on pages 49 to 321 are an integral part of these financial statements.

綜合現金流量表

Consolidated Cash Flow Statement

| 截至 12 月 31 日止年度 | For the year ended 31 December | 附註 Notes | 2014 港幣百萬元 HK\$'m | 2013 港幣百萬元 HK\$'m |
|------------------------------|--|-------------|-------------------------|-------------------------|
| 經營業務之現金流量 | Cash flows from operating activities | | | |
| 除稅前經營現金之流入 | Operating cash inflow before taxation | 41(a) | 62,007 | 146,540 |
| 支付香港利得稅 | Hong Kong profits tax paid | | (4,395) | (3,766) |
| 支付海外利得稅 | Overseas profits tax paid | | (738) | (400) |
| 經營業務之現金流入淨額 | Net cash inflow from operating activities | | 56,874 | 142,374 |
| 投資業務之現金流量 | Cash flows from investing activities | | | |
| 購入物業、器材及設備 | Purchase of properties, plant and equipment | 29 | (1,016) | (1,090) |
| 購入投資物業 | Purchase of investment properties | 28 | - | (2) |
| 出售物業、器材及設備所得款項 | Proceeds from disposal of properties, plant and equipment | | 44 | 2 |
| 收取聯營公司及合資企業股息 | Dividend received from associates and a joint venture | 27 | 2 | 2 |
| 投資業務之現金流出淨額 | Net cash outflow from investing activities | | (970) | (1,088) |
| 融資業務之現金流量 | Cash flows from financing activities | | | |
| 支付本銀行股東股息 | Dividend paid to the equity holders of the Bank | | (6,026) | (13,429) |
| 支付非控制權益股息 | Dividend paid to non-controlling interests | | (284) | (309) |
| 償還後償貸款 | Repayment of subordinated loans | | - | (6,668) |
| 支付後償負債利息 | Interest paid for subordinated liabilities | | (410) | (494) |
| 融資業務之現金流出淨額 | Net cash outflow from financing activities | | (6,720) | (20,900) |
| 現金及等同現金項目增加 | Increase in cash and cash equivalents | | 49,184 | 120,386 |
| 於 1 月 1 日之現金及等同現金項目 | Cash and cash equivalents at 1 January | | 362,940 | 241,715 |
| 匯率變動對現金及等同現金項目的影響 | Effect of exchange rate changes on cash and cash equivalents | | (8,717) | 839 |
| 於 12 月 31 日之現金及等同現金項目 | Cash and cash equivalents at 31 December | 41(b) | 403,407 | 362,940 |

第 49 至 321 頁之附註屬本財務報表之組成部分。

The notes on pages 49 to 321 are an integral part of these financial statements.

財務報表附註

Notes to the Financial Statements

1. 主要業務

1. Principal activities

本集團主要於香港從事提供銀行及相關之金融服務。

The Group is principally engaged in the provision of banking and related financial services in Hong Kong.

本銀行是一家於香港成立的有限債務公司。公司註冊地址是香港花園道 1 號中銀大廈 14 樓。

The Bank is a limited liability company incorporated in Hong Kong. The address of its registered office is 14/F, Bank of China Tower, 1 Garden Road, Hong Kong.

2. 主要會計政策摘要

2. Summary of significant accounting policies

用於編製本綜合財務報表之主要會計政策詳列如下。

The principal accounting policies applied in the preparation of these consolidated financial statements are set out below.

除特別註明外，該等會計政策均被一致地應用於所有列示之財務年度中。

These policies have been consistently applied to all the years presented, unless otherwise stated.

2.1 編製基準

2.1 Basis of preparation

本集團之綜合財務報表乃按照香港會計師公會頒佈之香港財務報告準則（香港財務報告準則為一統稱，當中包括所有適用之香港財務報告準則、香港會計準則及詮釋）編製，並符合香港《公司條例》之規定，當中，按照新近實施之香港《公司條例》（第 622 章）第 9 部分的過渡性及保留安排，本年度及比較年度將繼續按照其前身的香港《公司條例》（第 32 章）之規定。

The consolidated financial statements of the Group have been prepared in accordance with Hong Kong Financial Reporting Standards (HKFRSs is a collective term which includes all applicable individual Hong Kong Financial Reporting Standards, HKASs and Interpretations) issued by the HKICPA and the requirements of the Hong Kong Companies Ordinance which for this financial year and the comparative period continue to be those of the predecessor Hong Kong Companies Ordinance (Chapter 32), in accordance with transitional and saving arrangements for Part 9 of the newly enacted Hong Kong Companies Ordinance (Chapter 622).

本綜合財務報表乃按歷史成本法編製，惟就重估可供出售證券、以公平值變化計入損益之金融資產及金融負債（包括衍生金融工具）、以公平值列賬之貴金屬、以公平值列賬之投資物業及以公平值或重估值扣除累計折舊及累計減值損失後列賬之房產作出調整。

The consolidated financial statements have been prepared under the historical cost convention, as modified by the revaluation of available-for-sale securities, financial assets and financial liabilities (including derivative financial instruments) at fair value through profit or loss, precious metals at fair value, investment properties which are carried at fair value and premises which are carried at fair value or revalued amount less accumulated depreciation and accumulated impairment losses.

按照香港財務報告準則編製財務報表時，需採用若干重大之會計估算。管理層亦需於採用本集團之會計政策時作出有關判斷。當中涉及高度判斷、複雜之範疇、或對綜合財務報表而言屬重大影響之假設及估算，已載於附註 3。

The preparation of financial statements in conformity with HKFRSs requires the use of certain critical accounting estimates. It also requires the Management to exercise judgement in the process of applying the Group's accounting policies. The areas involving a higher degree of judgement or complexity, or areas where assumptions and estimates are significant to the consolidated financial statements are disclosed in Note 3.

財務報表附註 (續) Notes to the Financial Statements (continued)

2. 主要會計政策摘要 (續) 2. Summary of significant accounting policies (continued)

2.1 編製基準 (續)

2.1 Basis of preparation (continued)

(a) 已於 2014 年 1 月 1 日起開始的會計年度強制性生效之修訂及詮釋

(a) Amendments and interpretation that are already mandatorily effective for accounting periods beginning on 1 January 2014

| 修訂/詮釋 Amendments/Interpretation | 內容 Content | 起始適用之年度 Applicable for financial years beginning on | 於本年度與本集團相關 Currently relevant to the Group |
|--|---|--|---|
| 香港會計準則第 32 號 (經修訂) HKAS 32 (Amendment) | 金融工具：列示－金融資產及金融負債之抵銷 Financial Instruments: Presentation – Offsetting Financial Assets and Financial Liabilities | 2014 年 1 月 1 日 1 January 2014 | 是 Yes |
| 香港會計準則第 36 號 (經修訂) HKAS 36 (Amendment) | 資產減值：非金融資產可收回金額披露 Impairment of Assets: Recoverable Amount Disclosures for Non-Financial Assets | 2014 年 1 月 1 日 1 January 2014 | 是 Yes |
| 香港會計準則第 39 號 (經修訂) HKAS 39 (Amendment) | 金融工具：確認與計量－衍生工具的更替及對沖會計的延續 Financial Instruments: Recognition and Measurement – Novation of Derivatives and Continuation of Hedge Accounting | 2014 年 1 月 1 日 1 January 2014 | 是 Yes |
| 香港財務報告準則第 10、12 及香港會計準則第 27 號 (經修訂) HKFRS 10, 12 and HKAS 27 (Amendments) | 投資實體 Investment Entities | 2014 年 1 月 1 日 1 January 2014 | 否 No |
| 香港財務報告準則詮釋第 21 號 HK(IFRIC) – Int 21 | 徵費 Levies | 2014 年 1 月 1 日 1 January 2014 | 是 Yes |

財務報表附註 (續) Notes to the Financial Statements (continued)

2. 主要會計政策摘要 (續) 2. Summary of significant accounting policies (continued)

2.1 編製基準 (續)

(a) 已於 2014 年 1 月 1 日起開始的會計年度強制性生效之修訂及詮釋 (續)

- 香港會計準則第 32 號 (經修訂) 「金融工具：列示—金融資產及金融負債之抵銷」。該修訂針對現行應用於處理抵銷的不一致準則，並明確「目前已具有法律強制性執行抵銷權利」的含義必須各方均包括違約或無償還能力的情況；以及一些應用於總額結算系統 (例如中央結算系統) 時被視為等同於淨額結算的抵銷準則。採納該修訂對本集團的財務報表沒有重大影響。
- 香港會計準則第 36 號 (經修訂) 「資產減值：非金融資產可收回金額披露」。該修訂讓準則能與其原意趨於一致，即不要求將披露細化至沒有減值的現金產出單元。此外，亦要求若減值資產的可收回金額為公平值扣除出售成本時，需就其公平值計量作額外披露。採納該修訂對本集團的財務報表披露沒有影響。

2.1 Basis of preparation (continued)

(a) Amendments and interpretation that are already mandatorily effective for accounting periods beginning on 1 January 2014 (continued)

- HKAS 32 (Amendment), "Financial Instruments: Presentation – Offsetting Financial Assets and Financial Liabilities". The amendment addresses inconsistencies in current practice when applying the offsetting criteria and clarifies the meaning of "currently has a legally enforceable right of set-off" including the circumstances of default event or insolvency for any one of all the parties; and the application of offsetting criteria to some gross settlement systems (such as central clearing house systems) that may be considered equivalent to net settlement. The adoption of this amendment does not have a material impact on the Group's financial statements.
- HKAS 36 (Amendment), "Impairment of Assets: Recoverable Amount Disclosures for Non-Financial Assets". The amendment aligns the disclosure requirements with its original intention which does not intend to disclose at level of cash generating unit if it is not impaired. It also requires additional disclosure about the fair value measurement when the recoverable amount of impaired assets is based on fair value less costs of disposal. The adoption of this amendment does not affect the disclosure of the Group's financial statements.

財務報表附註 (續) Notes to the Financial Statements (continued)

2. 主要會計政策摘要 (續) 2. Summary of significant accounting policies (continued)

2.1 編製基準 (續)

(a) 已於 2014 年 1 月 1 日起開始的會計年度強制性生效之修訂及詮釋 (續)

- 香港會計準則第 39 號 (經修訂) 「金融工具：確認與計量－衍生工具的更替及對沖會計的延續」。該修訂放寬當衍生工具被界定為對沖工具，並因法律或監管要求而改以中央交易對手作結算時，對沖會計容許延續。採納該修訂對本集團的財務報表沒有重大影響。
- 香港財務報告準則詮釋第 21 號「徵費」。此詮釋說明了企業應如何在財務報表處理由政府徵收的所得稅以外的負債。對於達到最低起徵點才發生的徵費，在規定的最低起徵點達到前，無需預提任何負債。採納該詮釋對本集團的財務報表沒有重大影響。

2.1 Basis of preparation (continued)

(a) Amendments and interpretation that are already mandatorily effective for accounting periods beginning on 1 January 2014 (continued)

- HKAS 39 (Amendment), "Financial Instruments: Recognition and Measurement – Novation of Derivatives and Continuation of Hedge Accounting". The amendment introduces a relief to allow hedge accounting to continue in a situation where a derivative, which has been designated as a hedging instrument, is novated to effect clearing with a central counterparty as a result of laws or regulation. The adoption of this amendment does not have a material impact on the Group's financial statements.
- HK(IFRIC) – Int 21, "Levies". The interpretation addresses how an entity should account for liabilities to pay levies imposed by governments, other than income taxes, in its financial statements. For a levy that is triggered upon reaching a minimum threshold, no liability should be anticipated before the specified minimum threshold is reached. The adoption of this interpretation does not have a material impact on the Group's financial statements.

財務報表附註 (續) Notes to the Financial Statements (continued)

2. 主要會計政策摘要 (續) 2. Summary of significant accounting policies (continued)

2.1 編製基準 (續)

(b) 已頒佈但尚未強制性生效及未被本集團於2014年提前採納之準則及修訂

以下已頒佈之準則及修訂於2014年7月1日起或以後開始的會計年度始強制性生效。

2.1 Basis of preparation (continued)

(b) Standards and amendments issued that are not yet mandatorily effective and have not been early adopted by the Group in 2014

The following standards and amendments have been issued and are mandatory for accounting periods beginning on or after 1 July 2014:

| 準則/修訂 Standards/Amendments | 內容 Content | 起始適用之年度 Applicable for financial years beginning on/after | 於本年度與本集團相關 Currently relevant to the Group |
|--|---|--|---|
| 香港會計準則第16、41號 (經修訂) HKAS 16 and HKAS 41 (Amendments) | 農業：生產性植物 Agriculture: Bearer Plants | 2016年1月1日 1 January 2016 | 否 No |
| 香港會計準則第16、38號 (經修訂) HKAS 16 and HKAS 38 (Amendments) | 澄清折舊及攤銷之可接納方法 Clarification of Acceptable Methods of Depreciation and Amortisation | 2016年1月1日 1 January 2016 | 否 No |
| 香港會計準則第19號(2011) (經修訂) HKAS 19 (2011) (Amendment) | 僱員福利：設定福利計劃 Employee Benefits: Defined Benefit Plans | 2014年7月1日 1 July 2014 | 否 No |
| 香港會計準則第27號(2011) (經修訂) HKAS 27 (2011) (Amendment) | 獨立財務報表內的權益法 Equity Method in Separate Financial Statements | 2016年1月1日 1 January 2016 | 是 Yes |
| 香港會計準則第28號(2011)、 香港財務報告準則第10號 (經修訂) HKAS 28 (2011) and HKFRS 10 (Amendment) | 投資者與其聯營或合資企業之間的資產出售或注入 Sale or Contribution of Assets between an Investor and its Associate or Joint Venture | 2016年1月1日 1 January 2016 | 是 Yes |
| 香港財務報告準則第9號(2014) HKFRS 9 (2014) | 金融工具 Financial Instruments | 2018年1月1日 1 January 2018 | 是 Yes |
| 香港財務報告準則第11號(經修訂) HKFRS 11 (Amendment) | 合資安排：收購合資業務權益之會計處理 Joint Arrangements: Accounting for Acquisitions of Interests in Joint Operations | 2016年1月1日 1 January 2016 | 否 No |
| 香港財務報告準則第14號 HKFRS 14 | 監管遞延賬目 Regulatory Deferral Accounts | 2016年1月1日 1 January 2016 | 否 No |
| 香港財務報告準則第15號 HKFRS 15 | 源於客戶合同的收入 Revenue from Contracts with Customers | 2017年1月1日 1 January 2017 | 是 Yes |

財務報表附註 (續) Notes to the Financial Statements (continued)

2. 主要會計政策摘要 (續) 2. Summary of significant accounting policies (continued)

2.1 編製基準 (續)

(b) 已頒佈但尚未強制性生效及未被本集團於2014年提前採納之準則及修訂 (續)

- 香港會計準則第 27 號(2011) (經修訂) 「獨立財務報表內的權益法」。該項修訂重新允許企業在單獨財務報表中對其子公司、聯營公司、合資企業之投資採用權益法列賬。企業可提前採納該修訂。改用權益法的企業需要在單獨財務報表中作出追溯性修訂。該項修訂對本集團的財務報表沒有影響。
- 香港會計準則第 28 號(2011)、香港財務報告準則第 10 號 (經修訂) 「投資者與其聯營或合資企業之間的資產出售或注入」。該項修訂針對香港會計準則第 28 號(2011)與香港財務報告準則第 10 號之間有關投資者與其聯營或合資企業之間的資產出售或注入的不一致規定。準則修訂之主要影響為當一筆涉及一個營運體的交易(無論其是否屬於附屬公司)，應確認全額損益；當一筆交易涉及資產，但該資產並不構成一個營運體(即使屬附屬公司資產)，應確認部分損益。該項修訂並無追溯性，允許企業提前採納。採納該修訂對本集團的財務報表沒有重大影響。

2.1 Basis of preparation (continued)

(b) Standards and amendments issued that are not yet mandatorily effective and have not been early adopted by the Group in 2014 (continued)

- HKAS 27 (2011) (Amendment), "Equity Method in Separate Financial Statements". The amendment restores the option to allow an entity to apply the equity method to account for its investments in subsidiaries, joint ventures and associates in its separate financial statements. Early application is permitted. Entities electing to change to the equity method in its separate financial statements will have to apply that change retrospectively. This amendment will not have any impact on the Group's financial statements.
- HKAS 28 (2011) and HKFRS 10 (Amendment), "Sale or Contribution of Assets between an Investor and its Associate or Joint Venture". The amendments address an acknowledged inconsistency between the requirements in HKFRS 10 and those in HKAS 28 (2011), in dealing with the sale or contribution of assets between an investor and its associate or joint venture. The main consequence of the amendments is that a full gain or loss is recognised when a transaction involves a business (whether it is housed in a subsidiary or not). A partial gain or loss is recognised when a transaction involves assets that do not constitute a business, even if these assets are housed in a subsidiary. The amendments are to be applied prospectively, early application is permitted. The application of these amendments will not have a material impact on the Group's financial statements.

財務報表附註 (續) Notes to the Financial Statements (continued)

2. 主要會計政策摘要 (續) 2. Summary of significant accounting policies (continued)

2.1 編製基準 (續)

(b) 已頒佈但尚未強制性生效及未被本集團於2014年提前採納之準則及修訂 (續)

- 香港財務報告準則第9號(2014)「金融工具」。國際財務報告準則第9號(2014)「金融工具」的頒佈完成了國際會計準則委員會對金融危機的全面回應。香港財務報告準則第9號(2014)，即香港財務報告準則之下對應國際財務報告準則第9號(2014)的會計準則，包含具邏輯的分類及計量模型，單一旦具前瞻性的「預期損失」減值模型，及與風險管理更緊密連繫的對沖會計方法。對香港財務報告準則第9號的修訂詳細闡述如下：

(i) 分類及計量

金融資產

金融資產被要求分類為以下其中一種計量類別：(1)以攤餘成本作後續計量，(2)以公平值變化計入其他全面收益作後續計量(除了利息的計提和攤銷，及減值外，所有公平值變動皆計入其他全面收益)，或(3)以公平值變化計入損益作後續計量。金融資產的分類應在過渡時確定，之後則在初始確認時確定。該分類取決於企業管理金融工具的業務模型，以及該工具的合約現金流特徵。

2.1 Basis of preparation (continued)

(b) Standards and amendments issued that are not yet mandatorily effective and have not been early adopted by the Group in 2014 (continued)

- HKFRS 9 (2014), "Financial Instruments". The issuance of IFRS 9 (2014) "Financial Instruments" completes the International Accounting Standards Board's comprehensive response to the financial crisis. HKFRS 9 (2014), the equivalent standard of IFRS 9 (2014) under HKFRS, includes a logical model for classification and measurement, a single, forward-looking "expected loss" impairment model and a tighter linkage of risk management to hedge accounting. The changes introduced in HKFRS 9 are highlighted as follows:

(i) Classification and Measurement

Financial assets

Financial assets are required to be classified into one of the following measurement categories: (1) measured subsequently at amortised cost, (2) measured subsequently at fair value through other comprehensive income (all fair value changes other than interest accrual, amortisation and impairment will be recognised in other comprehensive income) or (3) measured subsequently at fair value through profit or loss. Classification is to be made on transition, and subsequently on initial recognition. The classification depends on the entity's business model for managing its financial instruments and the contractual cash flow characteristics of the instruments.

財務報表附註 (續) Notes to the Financial Statements (continued)

2. 主要會計政策摘要 (續) 2. Summary of significant accounting policies (continued)

2.1 編製基準 (續)

(b) 已頒佈但尚未強制性生效及未被本集團於2014年提前採納之準則及修訂 (續)

(i) 分類及計量 (續)

金融資產 (續)

如以攤餘成本對一項金融工具進行後續計量，其必須是一項債務工具，及企業的業務模型是持有該資產以收取合約現金流為目的，以及該資產的合約現金流特徵只代表沒有槓桿的本金及利息支付。如持有債務工具的業務模型旨在同時收取合約現金流及出售金融資產，而該工具本身符合合約現金流特徵，則該債務工具會以公平值變化計入其他全面收益進行後續計量。所有其他債務工具需以公平值變化計入損益計量。

股份權益工具一般以公平值作後續計量，除非在罕有的情況下成本乃是合適的估計公平值。持有作交易用途之股份權益工具將以公平值變化計入損益計量。對於所有其他的權益性投資，可於初始確認時作出不可撤回的選擇，將未實現及已實現的公平值收益或虧損確認於其他全面收益。而日後即使出售投資，公平值收益及虧損亦不可轉回收益表內。當收取派息的權利確立，股息將於收益表內確認。

2.1 Basis of preparation (continued)

(b) Standards and amendments issued that are not yet mandatorily effective and have not been early adopted by the Group in 2014 (continued)

(i) Classification and Measurement (continued)

Financial assets (continued)

A financial instrument is subsequently measured at amortised cost only if it is a debt instrument, and the objective of the entity's business model is to hold the asset to collect the contractual cash flows, and the asset's contractual cash flows characteristics represent only unleveraged payments of principal and interest. A debt instrument is subsequently measured at fair value through other comprehensive income if it is held in a business model whose objective is achieved by both collecting contractual cash flows and selling financial assets and the instrument fulfils the contractual cash flows characteristics. All other debt instruments are to be measured at fair value through profit or loss.

Equity instruments are generally measured subsequently at fair value with limited circumstances that cost may be an appropriate estimate of fair value. Equity instruments that are held for trading will be measured at fair value through profit or loss. For all other equity investments, an irrevocable election can be made at initial recognition to recognise unrealised and realised fair value gains and losses in other comprehensive income without subsequent reclassification of fair value gains and losses to the income statement even upon disposal. Dividend income is recognised in the income statement when the right to receive payment is established.

財務報表附註 (續) Notes to the Financial Statements (continued)

2. 主要會計政策摘要 (續) 2. Summary of significant accounting policies (continued)

2.1 編製基準 (續)

(b) 已頒佈但尚未強制性生效及未被本集團於2014年提前採納之準則及修訂 (續)

(i) 分類及計量 (續)

金融負債

除下述兩項主要變化外，金融負債的分類及計量基本上保留了香港會計準則第39號的要求，沒有太多修訂。

為應對自有信貸風險，準則內有關金融負債的公平值選擇權的處理已被修訂。凡金融負債因其信貸風險的改變而導致的公平值變動，需列示於其他全面收益。收益或虧損總額的剩餘部分則包括於收益表內。若此要求會產生或擴大損益的會計錯配，則整項公平值變動需列示於收益表內。對釐定有否存在錯配情況，需在初始確認個別負債時確定，且不能被重新評估。列示於其他全面收益的金額其後不可重新分類至收益表內，但可於權益內撥轉。此做法可消除經選擇以公平值計量的負債因信貸風險變動而產生的損益波動。亦代表因負債的自有信貸風險轉差而引致的收益將不再於損益反映。

2.1 Basis of preparation (continued)

(b) Standards and amendments issued that are not yet mandatorily effective and have not been early adopted by the Group in 2014 (continued)

(i) Classification and Measurement (continued)

Financial Liabilities

Except for the two substantial changes described below, the classification and measurement requirements of financial liabilities have been basically carried forward with minimal amendments from HKAS 39.

The fair value option for financial liabilities were changed to address own credit risk. The amount of change in fair value attributable to changes in the credit risk of the financial liabilities will be presented in other comprehensive income. The remaining amount of the total gain or loss is included in the income statement. If this creates or enlarges an accounting mismatch in profit or loss, then the whole fair value change is presented in the income statement. The determination of whether there will be a mismatch will need to be made at initial recognition of individual liabilities and will not be re-assessed. Amounts presented in other comprehensive income are not subsequently reclassified to the income statement but may be transferred within equity. This removes the volatility in profit or loss that was caused by changes in the credit risk of liabilities elected to be measured at fair value. It also means that gains caused by the deterioration of an entity's own credit risk on such liabilities will no longer be recognised in profit or loss.

財務報表附註 (續) Notes to the Financial Statements (continued)

2. 主要會計政策摘要 (續) 2. Summary of significant accounting policies (continued)

2.1 編製基準 (續)

(b) 已頒佈但尚未強制性生效及未被本集團於2014年提前採納之準則及修訂 (續)

(i) 分類及計量 (續)

金融負債 (續)

該準則亦取消了載於香港會計準則第39號有關與非上市股份權益工具掛鈎及交付的衍生金融工具可豁免以公平值計量的要求。

(ii) 減值

該準則引入需要更為及時確認預計信用損失的嶄新預期信用損失減值模型。具體而言，該準則要求企業在初始確認金融工具時，需核算12個月的預期信用損失。當金融工具在初始確認後出現信用風險顯著增加的情況，則需要及時地針對金融工具的整體年期確認預期信用損失。該準則亦規範以攤餘成本作後續計量的金融工具、以公平值變化計入其他全面收益作後續計量的債務工具、貸款承諾及財務擔保合同的減值處理。

2.1 Basis of preparation (continued)

(b) Standards and amendments issued that are not yet mandatorily effective and have not been early adopted by the Group in 2014 (continued)

(i) Classification and Measurement (continued)

Financial Liabilities (continued)

The standard also eliminates the exception from fair value measurement contained in HKAS 39 for derivative financial instruments that are linked to and must be settled by delivery of an unquoted equity instrument.

(ii) Impairment

The standard introduces a new, expected-loss impairment model that will require more timely recognition of expected credit losses. Specifically, it requires entities to account for 12 months expected credit losses from inception when financial instruments are first recognised and to recognise full lifetime expected credit losses on a more timely basis when there have been significant increases in credit risk since initial recognition. The impairment for financial instruments that are subsequently measured at amortised cost, fair value through other comprehensive income (debt instruments), loan commitments and financial guarantees will be governed by this standard.

財務報表附註 (續) Notes to the Financial Statements (continued)

2. 主要會計政策摘要 (續) 2. Summary of significant accounting policies (continued)

2.1 編製基準 (續)

(b) 已頒佈但尚未強制性生效及未被本集團於2014年提前採納之準則及修訂 (續)

(iii) 對沖會計

有關對沖會計的規定將令會計處理與風險管理活動更趨一致，財務報表更能反映該等活動的情況。有關規定放寬對沖有效性評估的要求，使對沖會計或會適用於更多的風險管理策略，並將對沖工具的可使用範圍擴闊至非衍生金融工具，以及提高可被對沖項目的彈性。用家將能從財務報表獲取更多有關風險管理的資訊，及掌握對沖會計對財務報表的影響。

香港財務報告準則第9號允許提前採納但必須整份同時一併實施。自有信貸風險的部分則可選擇獨立提前採納。本集團正在評估應用該準則的財務影響及其應用時間。

2.1 Basis of preparation (continued)

(b) Standards and amendments issued that are not yet mandatorily effective and have not been early adopted by the Group in 2014 (continued)

(iii) Hedge accounting

The requirements related to hedge accounting would better align the accounting treatments with risk management activities and enable entities to better reflect these activities in their financial statements. It relaxes the requirements for assessing hedge effectiveness which more risk management strategies may be eligible for hedge accounting. It also relaxes the rules on using non-derivative financial instruments as hedging instruments and allows greater flexibility on hedged items. Users of the financial statements will be provided with more relevant information about risk management and the effect of hedge accounting on the financial statements.

Early application of HKFRS 9 in its entirety at the same time is permitted. Only the part related to own credit risk can be elected to be early applied in isolation. The Group is considering the financial impact of the standard and the timing of its application.

財務報表附註 (續) Notes to the Financial Statements (continued)

2. 主要會計政策摘要 (續) 2. Summary of significant accounting policies (continued)

2.1 編製基準 (續)

(b) 已頒佈但尚未強制性生效及未被本集團於2014年提前採納之準則及修訂 (續)

- 香港財務報告準則第15號「源於客戶合同的收入」。香港財務報告準則第15號應用單一模型並明確所有源於客戶合同收入的會計處理。該新準則的核心原則乃是對經承諾的商品或服務在控制權轉移至客戶時，會被確認為收入以反映預期取得之作價。其亦適用於確認及計量出售部分非金融資產，例如物業、設備等非經常性活動所產生的盈虧。香港財務報告準則第15號亦包括一套有關源於客戶合同收入的披露要求。該新準則將取代現有香港財務報告準則下不同準則對於商品、服務和建造合同的各自模型。該新準則允許企業提前採納。本集團正在評估應用該準則的財務影響及其應用時間。

2.1 Basis of preparation (continued)

(b) Standards and amendments issued that are not yet mandatorily effective and have not been early adopted by the Group in 2014 (continued)

- HKFRS 15, "Revenue from Contracts with Customers". HKFRS 15 applies a single model and specifies the accounting treatment for all revenue arising from contracts with customers. The new standard is based on the core principle that revenue is recognised to reflect the consideration expected to be entitled when control of promised good or service transfers to customer. It is also applicable to the recognition and measurement of gains or losses on the sale of some non-financial assets such as properties or equipments that are not an output of ordinary activities. HKFRS 15 also includes a set of disclosure requirements about revenue from customer contracts. The new standard will replace the separate models for goods, services and construction contracts stipulated in different standards under the current HKFRS. Early application is permitted. The Group is considering the financial impact of the standard and the timing of its application.

財務報表附註 (續) Notes to the Financial Statements (continued)

2. 主要會計政策摘要 (續) 2. Summary of significant accounting policies (continued)

2.1 編製基準 (續)

(c) 完善香港財務報告準則

「完善香港財務報告準則」包含多項被香港會計師公會認為非緊急但有需要的修訂。當中包括引致在列示、確認或計量方面出現會計變更的修訂，以及多項與個別香港財務報告準則相關之術語或編輯上的修訂。該等修訂已於2014年7月1日採用或將於2016年1月1日起開始的會計年度生效。採納有關修訂對本集團的財務報表沒有重大影響。

此外，對於新近實施的香港《公司條例》(第622章)第9部「帳目及審計」所訂的要求，按該條例的第358條，將於本銀行在2014年3月3日之後的首個財政年度起適用，即2015年12月31日結束之年度。本集團正評估此變更在初始應用期之預計影響。截至目前所評估，影響應並不重大，而主要將會影響綜合財務報表內資料的列示與披露。

2.1 Basis of preparation (continued)

(c) Improvements to HKFRSs

"Improvements to HKFRSs" contains numerous amendments to HKFRSs which the HKICPA considers not urgent but necessary. It comprises amendments that result in accounting changes for presentation, recognition or measurement purpose as well as terminology or editorial amendments related to a variety of individual HKFRSs. The amendments are either effective and adopted for annual periods beginning on or after 1 July 2014 or will be effective on or after 1 January 2016. The adoption of these improvements does not have a material impact on the Group's financial statements.

In addition, the requirements of Part 9 "Accounts and Audit" of the newly enacted Hong Kong Companies Ordinance (Chapter 622) will be applied from the Bank's first financial year commencing after 3 March 2014 in accordance with section 358 of that Ordinance, which will be the year ending 31 December 2015. The Group is still assessing the expected impact of the changes in the period of initial application. So far assessed, the impact is unlikely to be significant and will primarily affect the presentation and disclosure of information in the consolidated financial statements.

財務報表附註 (續) Notes to the Financial Statements (continued)

2. 主要會計政策摘要 (續) 2. Summary of significant accounting policies (continued)

2.2 綜合財務報表

綜合財務報表包含本銀行及所有其附屬公司截至12月31日的財務報表。

(1) 附屬公司

附屬公司是指由本集團控制的企業。控制體現為本集團涉及，或有權從參與被投資企業業務中取得可變動回報，並有權力通過被投資企業影響自身回報。在判斷是否對某個企業存在控制權時，本集團亦會考慮目前可行使或可轉換的潛在表決權的存在及其影響。附屬公司於控制權轉入本集團之日起完全納入合併，並於本集團的控制權終止當日不再納入合併。

(i) 非受共同控制的業務合併

收購非受共同控制之業務時，應以收購法進行會計處理。業務合併的代價乃集團因換取被收購方的控制權，而在收購當日所轉讓的資產的公平值、所產生的負債(包括或然代價安排)、以及所發行的權益。與收購相關的成本會於發生時於收益表內確認。

2.2 Consolidation

The consolidated financial statements include the financial statements of the Bank and all of its subsidiaries made up to 31 December.

(1) Subsidiaries

Subsidiaries are entities controlled by the Group. Control is achieved when the Group is exposed, or has rights, to variable returns from its involvement with the investee and has the ability to affect those returns through its power over the investee. The existence and effect of potential voting rights that are currently exercisable or convertible are considered when assessing whether the Group controls another entity. Subsidiaries are fully consolidated from the date on which control is transferred to the Group. They are de-consolidated from the date that control ceases.

(i) Business combinations not under common control

Acquisitions of businesses not under common control are accounted for using the acquisition method. The consideration transferred in a business combination is the fair values at the acquisition date of the assets transferred, the liabilities incurred (including contingent consideration arrangement) and the equity interests issued by the Group in exchange for control of the acquiree. Acquisition-related costs are expensed in the income statement as incurred.

財務報表附註 (續) Notes to the Financial Statements (continued)

2. 主要會計政策摘要 (續) 2. Summary of significant accounting policies (continued)

2.2 綜合財務報表 (續)

2.2 Consolidation (continued)

(1) 附屬公司 (續)

(1) Subsidiaries (continued)

(i) 非受共同控制的業務合併 (續)

(i) Business combinations not under common control (continued)

轉讓的代價、持有被收購方的非控制權益金額、以及本集團之前已持有被收購方之權益的公平值(如有)之總和,其高於收購日的被收購可識別資產及需承擔負債的淨值,被計量為商譽。如經評估後,被收購方的可識別淨資產的公平值高於轉讓的代價、持有被收購方的非控制權益金額、以及本集團之前已持有被收購方之權益的公平值(如有)之總和,多出的部分將即時於收益表內被確認為優惠收購收益。之後,需至少每年對商譽進行減值測試。

當集團於業務合併時轉讓的代價包含因或然代價安排而產生的資產或負債時,有關的或然代價將按收購日的公平值計量,並被視為業務合併時所轉讓代價的一部分。符合作為計量期間調整的或然代價的公平值變動,需以追溯方式進行調整,並需於商譽或優惠收購收益內進行相應的調整。計量期間調整是指於計量期間,取得與收購日已存在的事實或情況相關的額外資訊而產生的調整。計量期間為自收購日起計的一年之內。

Goodwill is measured as the excess of the sum of the consideration transferred, the amount of any non-controlling interests in the acquiree, and the fair value of the Group's previously held equity interest in the acquiree (if any) over the net of the acquisition-date amounts of the identifiable assets acquired and the liabilities assumed. If after assessment, the fair value of the acquiree's identifiable net assets exceeds the sum of the consideration transferred, the amount of any non-controlling interests in the acquiree and the fair value of the Group's previously held interest in the acquiree (if any), the excess is recognised immediately in the income statement as a bargain purchase gain. Subsequently, goodwill is subject to impairment testing at least annually.

Where the consideration transferred by the Group in a business combination includes assets or liabilities resulting from a contingent consideration arrangement, the contingent consideration is measured at fair value at the acquisition date and considered as part of the consideration transferred in a business combination. Changes in the fair value of the contingent consideration that qualify as measurement period adjustments are adjusted retrospectively, with the corresponding adjustments being made against goodwill or gain on bargain purchase. Measurement period adjustments are adjustments that arise from additional information obtained during the measurement period about facts and circumstances that existed as of the acquisition date. Measurement period does not exceed one year from the acquisition date.

財務報表附註 (續) Notes to the Financial Statements (continued)

2. 主要會計政策摘要 (續) 2. Summary of significant accounting policies (continued)

2.2 綜合財務報表 (續)

2.2 Consolidation (continued)

(1) 附屬公司 (續)

(1) Subsidiaries (continued)

(i) 非受共同控制的業務合併 (續)

(i) Business combinations not under common control (continued)

以逐項收購為基準，本集團可選擇以公平值或非控制權益按比例攤佔之被收購方之可識別淨資產之公平值，來確認被收購方之非控制權益。

On an acquisition-by-acquisition basis, the Group recognises any non-controlling interests in the acquiree either at fair value or at the non-controlling interests' proportionate share of the fair value of the acquiree's identifiable net assets.

(ii) 受共同控制的業務合併

(ii) Business combinations under common control

合併會計處理會被應用於合併受共同控制之公司。合併會計的原則是按被收購方之業務乃一直由收購方經營的假設，去合併受共同控制的公司。本集團的綜合財務報表之綜合業績，綜合現金流量及綜合財務狀況，會按本銀行與被收購方自最初受到共同控制後，即進行合併的假設而編製（即在合併日不需進行公平值調整）。在合併時的代價與賬面值的差額，將於權益內確認。在編製本集團的綜合財務報表時，對於所有本集團與被收購方之間的交易，不論是在合併前或是在合併後發生，其影響均會被對銷。比較數據乃按被收購方之業務於之前會計結算日經已合併來列示。合併之交易成本會於收益表上被列支為費用。

For a combination with a company under common control, the merger accounting method will be applied. The principle of merger accounting is a way to combine companies under common control as though the business of the acquiree had always been carried out by the acquirer. The Group's consolidated financial statements represent the consolidated results, consolidated cash flows and consolidated financial position of the Group as if any such combination had occurred from the date when the Bank and the acquiree first came under common control (i.e. no fair value adjustment on the date of combination is required). The difference between the consideration and carrying amount at the time of combination is recognised in equity. The effects of all transactions between the Group and the acquiree, whether occurring before or after the combination, are eliminated in preparing the consolidated financial statements of the Group. Comparative amounts are presented as if the acquiree had been combined at the end of the previous reporting period. The transaction costs for the combination will be expensed in the income statement.

財務報表附註 (續) Notes to the Financial Statements (continued)

2. 主要會計政策摘要 (續) 2. Summary of significant accounting policies (continued)

2.2 綜合財務報表 (續)

2.2 Consolidation (continued)

(1) 附屬公司 (續)

(1) Subsidiaries (continued)

集團內部交易、交易餘額、以及未實現收益已被對銷；除非能提供集團內交易所轉讓資產已發生減值的證據，否則未實現損失也將被對銷。如有需要，附屬公司的會計政策會作出適當調整，以確保本集團所採用會計政策的一致性。

Inter-company transactions, balances and unrealised gains on transactions between Group companies are eliminated; unrealised losses are also eliminated unless the transaction provides evidence of impairment of the assets transferred. Where necessary, accounting policies of subsidiaries have been changed to ensure consistency with the policies adopted by the Group.

於本銀行的資產負債表內，對附屬公司的投資是以成本扣除減值損失準備列賬。本銀行按照已收及應收股息基準確認附屬公司之業績。當本銀行具有權利收取附屬公司的派息時，將於收益表內確認。

In the Bank's balance sheet, the investments in subsidiaries are stated at cost less allowance for impairment losses. The results of subsidiaries are accounted for by the Bank on the basis of dividends received and receivable. Dividend income from subsidiaries is recognised in the income statement when the right to receive payment is established.

(2) 與非控制權益的交易

(2) Transactions with non-controlling interests

在沒有改變控制權益的情況下，與非控制權益的交易被視為與持有本集團權益者之交易。若從非控制權益購入，付出之代價及攤佔有關附屬公司的淨資產賬面值的差額，於權益內確認。出售權益予非控制權益的收益或虧損，亦需於權益內確認。

The Group treats transactions with non-controlling interests without change of control as transactions with equity owners of the Group. For purchases from non-controlling interests, the difference between any consideration paid and the relevant share acquired of the carrying value of net assets of the subsidiary is recognised in equity. Gains or losses on disposals to non-controlling interests are also recognised in equity.

當本集團對附屬公司失去控制權或重大影響力時，任何保留之權益應以公平值重新計量，賬面值的變動在收益表內確認。該公平值乃日後計量繼續持有該等聯營公司、合資企業或金融資產之保留權益的初始賬面值。此外，過往曾經於其他全面收益內確認之有關該公司的金額，將按本集團直接出售有關資產或負債處理。先前已計入其他全面收益的金額會被重新分類至收益表內。

When the Group ceases to have control or significant influence, any retained interest in the entity is re-measured to its fair value, with the change in carrying amount recognised in the income statement. The fair value is the initial carrying amount for the purposes of subsequent accounting for the retained interest as an associate, joint venture or financial asset. In addition, any amounts previously recognised in other comprehensive income in respect of that entity are accounted for as if the Group had directly disposed of the related assets or liabilities. Amounts previously recognised in other comprehensive income are reclassified to the income statement.

財務報表附註 (續) Notes to the Financial Statements (continued)

2. 主要會計政策摘要 (續) 2. Summary of significant accounting policies (continued)

2.2 綜合財務報表 (續)

2.2 Consolidation (continued)

(3) 聯營公司及合資企業

聯營公司是指本集團對其雖無控制但能夠施加重大影響的企業，通常本集團擁有其 20%至 50% 的表決權。

合資企業為合資安排的一種，雙方協議對該合資企業的淨資產擁有共同控制權。共同控制為合約認可的共同控制權，只會在相關業務的決定需各控制方一致同意時出現。

本集團對聯營公司及合資企業的股權投資按照初始投資成本計量，並採用權益法進行核算。本集團對聯營公司及合資企業的投資包含扣除累計減值損失後之商譽及任何有關之累計外幣換算差額。

本集團購買聯營公司或合資企業後，於收益表中確認應佔的購入後收益或虧損，及於儲備內確認應佔的購入後儲備變動，並將於投資成本中調整購買聯營公司或合資企業後其發生的累計變動。除非本集團已為聯營公司或合資企業承擔債務或已為其墊付資金，否則本集團在確認應佔聯營公司或合資企業發生的虧損時，將以投資賬面價值為限。

本集團與聯營公司或合資企業間交易的未實現收益按本集團在聯營公司或合資企業的投資比例進行抵銷；除非交易提供了轉讓資產已發生減值的證據，否則未實現損失也將被抵銷。

(3) Associates and joint venture

Associates are all entities over which the Group has significant influence but not control, generally accompanying a shareholding of between 20% and 50% of the voting rights.

A joint venture is a type of joint arrangement whereby the parties that have joint control of the arrangement have rights to the net assets of the joint venture. Joint control is the contractually agreed sharing of control of an arrangement, which exists only when decisions about the relevant activities require unanimous consent of the parties sharing control.

Investments in associates and joint venture are accounted for using the equity method of accounting and are initially recognised at cost. The Group's investment in associates and joint venture includes goodwill, net of accumulated impairment loss and any related accumulated foreign currency translation difference.

The Group's share of the post-acquisition profits or losses of associates or joint venture is recognised in the income statement, and its share of post-acquisition movements in reserves is recognised in reserves. The accumulated post-acquisition movements are adjusted against the cost of the investment. When the Group's share of losses in an associate or a joint venture equals or exceeds its interest in the associate or joint venture, the Group does not recognise further losses unless the Group has incurred obligations or made payments on behalf of the associates or joint venture.

Unrealised gains on transactions between the Group and its associates or joint venture are eliminated to the extent of the Group's interest in the associates or joint venture. Unrealised losses are also eliminated unless the transaction provides evidence of impairment of the asset transferred.

財務報表附註 (續) Notes to the Financial Statements (continued)

2. 主要會計政策摘要 (續) 2. Summary of significant accounting policies (continued)

2.2 綜合財務報表 (續)

2.2 Consolidation (continued)

(3) 聯營公司及合資企業 (續)

(3) Associates and joint venture (continued)

若對聯營公司或合資企業的權益減少但影響力保留，只需按比例將過往曾在其他全面收益內確認的金額重新分類至收益表內。

If the ownership interest in an associate or a joint venture is reduced but significant influence is retained, only a proportionate share of the amounts previously recognised in other comprehensive income are reclassified to the income statement where appropriate.

2.3 分類報告

2.3 Segmental reporting

分類的經營業績與呈報予管理委員會的內部報告方式一致，管理委員會乃本集團的總體營運決策核心，負責資源分配及對營運分類的表現評估。在釐定經營分類表現時，將會包括與各分類直接相關的收入及支出。

The operating result of segments are reported in a manner consistent with the internal reporting provided to the Management Committee, which is the chief operating decision maker of the Group, that allocates resources and assesses the performance of operating segments. Income and expenses directly associated with each segment are included in determining operating segment performance.

2.4 外幣換算

2.4 Foreign currency translation

本集團各企業的財務報表所載項目均按各企業於主要經濟環境營運的貨幣計量(「功能貨幣」)。本綜合財務報表以港幣列示，即本銀行之功能及呈列貨幣。

Items included in the financial statements of each of the Group's entities are measured using the currency of the primary economic environment in which the entity operates (the "functional currency"). The consolidated financial statements are presented in Hong Kong dollars, which is the Bank's functional and presentation currency.

外幣交易均按交易或重新計量項目之估值當日的即期匯率換算為功能貨幣。外幣交易以交易日之匯率結算所引致的匯兌損益，以及以外幣為本位的貨幣性資產及負債按會計結算日的匯率換算的匯兌損益，均直接於收益表確認，惟於其他全面收益內遞延作為合資格現金流量的對沖或合資格淨投資的對沖除外。

Foreign currency transactions are translated into the functional currency using the exchange rates prevailing at the dates of the transactions or exchange rates at the end of the reporting period for items that are re-measured. Foreign exchange gains and losses resulting from the settlement of foreign currency transactions using the exchange rates prevailing at the dates of the transactions and monetary assets and liabilities denominated in foreign currencies translated at the exchange rate at the end of the reporting period are recognised directly in the income statement, except when deferred in other comprehensive income as qualifying cash flow hedges and qualifying net investment hedges.

財務報表附註 (續) Notes to the Financial Statements (continued)

2. 主要會計政策摘要 (續) 2. Summary of significant accounting policies (continued)

2.4 外幣換算 (續)

以公平值變化計入損益的貨幣性證券的兌換差額會列作公平值收益或虧損的一部分。對於被分類為可供出售，以外幣為本位的貨幣性證券，其公平值變動可分為源自證券攤餘成本變動的兌換差額和證券賬面值的其他兌換變動兩部分。源自證券攤餘成本變動的兌換差額會於收益表內確認，而證券賬面值的其他兌換變動則被確認於其他全面收益。

對於非貨幣性項目（例如以公平值變化計入損益的股權投資），其兌換差額會列作公平值收益或虧損的一部分。而非貨幣性金融資產（例如可供出售股權投資）的兌換差額會包含在其他全面收益內。

所有本集團內非以港幣為功能貨幣的企業，其業績及財務狀況按以下方式換算為港幣：

- 資產及負債按會計結算日之收市匯率換算；
- 收入及支出按平均匯率換算；及
- 所有產生之換算差額通過其他全面收益於權益項目下之貨幣換算儲備內確認。

於合併財務報表時，換算對外國企業之淨投資、借款及其他被界定為對沖此投資的貨幣工具所產生之換算差額需列入其他全面收益。當出售該外國企業投資時，此外幣兌換差額需列作為出售收益或虧損的一部分，並確認於收益表內。

2.4 Foreign currency translation (continued)

Translation differences on monetary securities held at fair value through profit or loss are reported as part of the fair value gain or loss. Changes in the fair value of monetary securities denominated in foreign currency classified as available-for-sale are analysed between translation differences resulting from changes in the amortised cost of the securities and other changes in the carrying amount of the securities. Translation differences related to changes in the amortised cost are recognised in the income statement, and other changes in the carrying amount are recognised in other comprehensive income.

Translation differences on non-monetary items, such as equities held at fair value through profit or loss, are reported as part of the fair value gain or loss. Translation differences on non-monetary financial assets such as equities classified as available-for-sale are included in other comprehensive income.

The results and financial position of all the Group entities that have a functional currency different from Hong Kong dollars are translated into Hong Kong dollars as follows:

- assets and liabilities are translated at the closing rate at the end of the reporting period;
- income and expenses are translated at average exchange rates; and
- all resulting exchange differences are recognised in the currency translation reserve in equity through other comprehensive income.

On consolidation, exchange differences arising from the translation of the net investment in foreign entities, and of borrowings and other currency instruments designated as hedges of such investments are taken to other comprehensive income. When a foreign entity is sold, such exchange differences are recognised in the income statement, as part of the gain or loss on sale.

財務報表附註 (續) Notes to the Financial Statements (continued)

2. 主要會計政策摘要 (續) 2. Summary of significant accounting policies (continued)

2.5 衍生金融工具及對沖會計

衍生金融工具以衍生交易合同簽訂當日的公平值進行初始確認，並以公平值進行後續計量。公平值從活躍市場上的公開市場報價中取得，包括最近的市場交易，或通過使用估值方法，包括貼現現金流量分析模型、期權定價模型（如適用）。當公平值為正值時，衍生金融工具將被列為資產；當公平值為負值時，則被列為負債。

若干衍生金融工具會嵌藏在其他的金融工具中，當其經濟特徵和風險與主合同沒有緊密關聯，而主合同並非以公平值變化計入損益時，這些嵌藏式衍生金融工具需要單獨以公平值計量，並且其公平值變動計入收益表。

除非衍生金融工具已被界定為用作對沖，並且是屬於有效之對沖工具，則需按對沖會計之要求計量，否則，將被分類為持作交易用途，其公平值變動即時於收益表內確認。

2.5 Derivative financial instruments and hedge accounting

Derivatives are initially recognised at fair value on the date the derivative contract is entered into and are subsequently re-measured at fair value. Fair values are obtained from quoted market prices in active markets, including recent market transactions, and through the use of valuation techniques, including discounted cash flow models and option pricing models, as appropriate. All derivatives are carried as assets when fair value is positive and as liabilities when fair value is negative.

Certain derivatives embedded in other financial instruments are treated as separate derivatives when their economic characteristics and risks are not closely related to those of the host contract and the host contract is not carried at fair value through profit or loss. These embedded derivatives are measured at fair value with changes in fair value recognised in the income statement.

Derivatives are categorised as held for trading and changes in their fair value are recognised immediately in the income statement unless they are designated as hedges and are effective hedging instruments, then they are subject to measurement under the hedge accounting requirements.

財務報表附註 (續) Notes to the Financial Statements (continued)

2. 主要會計政策摘要 (續) 2. Summary of significant accounting policies (continued)

2.5 衍生金融工具及對沖會計 (續)

對於被界定為對沖工具，並有效地對沖的衍生金融工具，確認其收益或虧損的方法是按被對沖項目的性質而定。本集團界定若干衍生金融工具為以下其中一項：

- (a) 對沖已確認之資產、負債或為確切承擔之公平值作對沖 (公平值對沖)；或
- (b) 對沖與已確認之資產、負債相關，或與高度可能發生的預期交易相關，並高度可能發生的未來現金流的某一特定風險 (現金流對沖)。

被界定為此類對沖之衍生金融工具，會採用對沖會計入賬。

本集團於交易發生時會記錄對沖工具與相關被對沖項目之關係、風險管理目的和進行各類對沖交易時所採取之策略。本集團並於對沖活動發生時及期間，評估有關衍生金融工具能否高度有效地抵銷相關被對沖項目之公平值或現金流變動，並作出記錄。此等乃符合採用對沖會計方法處理之先決條件。

2.5 Derivative financial instruments and hedge accounting (continued)

For derivative instruments designated as hedging instrument and are effectively hedged, the method of recognising the resulting fair value gain or loss depends on the nature of the item being hedged. The Group designates certain derivatives as either:

- (a) hedges of the fair value of recognised assets or liabilities or firm commitments (fair value hedge); or
- (b) hedges of a particular risk associated with a highly probable future cash flows attributable to a recognised asset or liability, or a highly probable forecasted transaction (cash flow hedge).

Hedge accounting is used for derivatives designated in this way.

The Group documents at inception the relationship between hedging instruments and hedged items, as well as its risk management objective and strategy for undertaking various hedge transactions. The Group also documents its assessment, both at the hedge inception and on an ongoing basis, of whether the derivatives that are used in hedging transactions are highly effective in offsetting changes in fair values or cash flows of hedged items. These criteria should be met before a hedge can be qualified to be accounted for under hedge accounting.

財務報表附註 (續) Notes to the Financial Statements (continued)

2. 主要會計政策摘要 (續) 2. Summary of significant accounting policies (continued)

2.5 衍生金融工具及對沖會計
(續)

(a) 公平值對沖

被界定為有效之公平值對沖，其衍生金融工具之公平值變動，連同被對沖風險之資產或負債相關之公平值變動，一併於收益表內確認。

當公平值對沖會計被應用於定息金融負債時，金融負債的賬面值會按已被衍生工具對沖的利率風險的公平值變動金額而調整，而不是以攤餘成本列賬，該賬面值的調整與用作對沖之衍生工具的公平值變化，將一併於收益表內確認。

若對沖不再符合對沖會計之要求或對沖關係終止，但並非基於被對沖項目還款等原因而終止確認，則尚未完成攤銷的被對沖項目賬面值調整餘額（即在對沖關係終止時，被對沖項目的賬面值，與假設對沖從沒有存在的情況下的賬面值，兩者之間的差異），將按被對沖項目的剩餘年期，以實際利息法被攤銷至收益表內。如被對沖項目被終止確認，未完成攤銷的賬面值調整餘額將即時於收益表內確認。

2.5 Derivative financial instruments and hedge accounting (continued)

(a) Fair value hedge

Changes in the fair value of derivatives that are designated and qualified as effective fair value hedges are recorded in the income statement, together with any changes in the fair value of the hedged asset or liability that are attributable to the hedged risk.

When fair value hedge accounting is applied to fixed rate financial liabilities, the carrying values of the financial liabilities are adjusted for changes in fair value that are attributable to the interest rate risk being hedged with the derivative instruments rather than carried at amortised cost, such carrying value adjustment is recognised in the income statement together with the changes in fair value of the hedging derivatives.

If the hedge relationship no longer meets the criteria for hedge accounting or is terminated for reasons other than derecognition e.g. due to repayment of the hedged item, the unamortised carrying value adjustment (the difference between the carrying value of the hedged item at the time of termination and the value at which it would have been carried had the hedge never existed) to the hedged item is amortised to the income statement over the remaining life of the hedged item by the effective interest method. If the hedged item is derecognised, the unamortised carrying value adjustment is recognised immediately in the income statement.

財務報表附註 (續) Notes to the Financial Statements (continued)

2. 主要會計政策摘要 (續) 2. Summary of significant accounting policies (continued)

2.5 衍生金融工具及對沖會計 (續)

(b) 現金流對沖

對於已被界定為符合採用現金流對沖，並且有效的衍生金融工具，其公平值變動的有效部分將會於其他全面收益內確認及於權益內累計。無效部分的收益或虧損即時於收益表內確認。於權益內累計的金額，會於被對沖項目影響損益期間重新分類至收益表內。

當對沖工具到期或被出售，或當對沖不再符合對沖會計之要求，任何已記入權益的累計收益或虧損仍保留於權益內，直至預期交易最終被確認時，才確認於收益表內。當預期交易預計不會再發生時，累計於權益的收益或虧損會即時被重新分類至收益表內。

(c) 淨投資對沖

對海外運作淨投資對沖與現金流對沖的處理方法相似。對沖工具有效對沖部分的收益或虧損，會於其他全面收益內確認及於權益內累計；無效部分的收益或虧損即時於收益表內確認。之前於其他全面收益中累計的收益或虧損金額會列作出售收益或虧損的一部分，並於出售海外運作時被重新分類至收益表內。

2.5 Derivative financial instruments and hedge accounting (continued)

(b) Cash flow hedge

The effective portion of changes in the fair value of derivatives that are designated and qualified as cash flow hedges are recognised in other comprehensive income and accumulated in equity. The gain or loss relating to the ineffective portion is recognised immediately in the income statement. Amounts accumulated in equity are reclassified to the income statement in the periods when the hedged item affects profit or loss.

When a hedging instrument expires or is sold, or when a hedge no longer meets the criteria for hedge accounting, any accumulated gain or loss existing in equity at that time remains in equity and is recognised in the income statement when the forecast transaction is ultimately recognised in the income statement. When a forecast transaction is no longer expected to occur, the accumulated gain or loss that was reported in equity is immediately reclassified to the income statement.

(c) Net investment hedge

Hedges of net investments in foreign operations are accounted for in a similar way to cash flow hedges. A gain or loss on the effective portion of the hedging instrument is recognised in other comprehensive income and accumulated in equity; a gain or loss on the ineffective portion is recognised immediately in the income statement. Accumulated gains and losses previously recognised in other comprehensive income are reclassified to the income statement upon disposal of the foreign operation as part of the gain or loss on disposal.

財務報表附註 (續) Notes to the Financial Statements (continued)

2. 主要會計政策摘要 (續) 2. Summary of significant accounting policies (continued)

2.6 金融工具之抵銷

若存在法律上可行使的權利，可對已確認入賬之項目進行抵銷，且有意以淨額方式結算，或將資產變現並同時清償債務，則金融資產及負債可予抵銷，並把淨額於資產負債表內列賬。

2.7 利息收入及支出、服務費及佣金收入及支出

所有金融資產和金融負債，其利息收入和支出按實際利息法在收益表中確認。

實際利息法是一種計算金融資產或金融負債的攤餘成本以及在相關期間分攤利息收入或利息支出的方法。實際利率是在金融工具預計到期日或較短期間(如適用)內，將其未來收到或付出的現金流貼現為金融資產或金融負債賬面淨額所使用的利率。在計算實際利率時，本集團在估計未來現金流時，會考慮金融工具的所有合同條款(如提前還款權或為住宅按揭貸款客戶提供的優惠)，但不會考慮未來的信用損失。計算範圍包括訂約各方所支付或所收取的費用、溢價或折讓和點子，以及貸款貸出時產生而屬於整體有效利息一部分之相關費用及成本。

對於所有以利率為被對沖風險的對沖交易，源自定息債務證券或定息後償票據等被對沖工具的利息收入或利息支出，與源自利率掉期等對沖工具的利息收入/支出合併，以淨額為基準作出披露。

2.6 Offsetting financial instruments

Financial assets and liabilities are offset and the net amount reported in the balance sheet when there is a legally enforceable right to offset the recognised amounts and there is an intention to settle on a net basis, or realise the asset and settle the liability simultaneously.

2.7 Interest income and expense and fee and commission income and expense

Interest income and expense are recognised in the income statement for all financial assets and financial liabilities using the effective interest method.

The effective interest method is a method of calculating the amortised cost of a financial asset or a financial liability and of allocating the interest income or interest expense over the relevant period. The effective interest rate is the rate that exactly discounts estimated future cash payments or receipts through the expected life of the financial instrument or, when appropriate, a shorter period to the net carrying amount of the financial asset or financial liability. When calculating the effective interest rate, the Group estimates future cash flows considering all contractual terms of the financial instrument (e.g. prepayment options or incentives relating to residential mortgage loans) but does not consider future credit losses. The calculation includes fees, premiums or discounts and basis points paid or received between parties to the contract, and directly attributable origination fees and costs which represent an integral part of the effective yield.

For all hedge transactions where interest rate is the hedged risk, interest income or interest expense from hedged instruments such as fixed rate debt securities or fixed rate subordinated notes are disclosed on a net basis together with net interest income/expense arising from the hedging instrument such as interest rate swap.

財務報表附註 (續) Notes to the Financial Statements (continued)

2. 主要會計政策摘要 (續) 2. Summary of significant accounting policies (continued)

2.7 利息收入及支出、服務費及佣金收入及支出 (續)

當一項金融資產或一組類似的金融資產確認減值損失後，會按照計量減值損失時對未來現金流進行貼現時使用的利率，按折減後之價值確認利息收入。而日後釋出之貼現準備亦將確認為利息收入。

不屬於整體有效利息一部分的服務費及佣金收入及支出，例如行政費、資產管理費和託管服務費，通常在提供相關服務時，以應計基準按比例地於服務期間內確認。當銀團貸款安排已完成且本集團未保留任何貸款或按其他銀團成員相同的實際利率保留部分貸款時，銀團貸款服務費確認為收入。

2.8 金融資產

本集團將金融資產分為四類：以公平值變化計入損益之金融資產、貸款及應收款、持有至到期日證券和可供出售金融資產。管理層在初始確認時即對金融資產進行分類。金融資產是按持有目的作分類，並以公平值作初始確認。除以公平值變化計入損益之金融資產外，其他金融資產之交易成本均已包含於初始賬面值內。

2.7 Interest income and expense and fee and commission income and expense (continued)

Once a financial asset or a group of similar financial assets has been written down as a result of an impairment loss, interest income is recognised on the written down value using the rate of interest used to discount the future cash flows for the purpose of measuring the impairment loss. Subsequent unwinding of the discount allowance is recognised as interest income.

Fee and commission income and expenses that are not an integral part of the effective yield are recognised on an accrual basis ratably over the period when the related service is provided, such as administrative fee, asset management fee and custody services fee. Loan syndication fees are recognised as revenue when the related syndication arrangement has been completed and the Group has retained no part of the loan package for itself or has retained a part at the same effective interest rate as that of other participants.

2.8 Financial assets

The Group classifies its financial assets into the following four categories: financial assets at fair value through profit or loss, loans and receivables, held-to-maturity securities and available-for-sale financial assets. The Management determines the classification of investments at initial recognition. The classification depends on the purpose for which the financial assets are held. All financial assets are recognised initially at fair value. Except for financial assets carried at fair value through profit or loss, all transaction costs of financial assets are included in their initial carrying amounts.

財務報表附註 (續) **Notes to the Financial Statements (continued)**

2. 主要會計政策摘要 (續) **2. Summary of significant accounting policies (continued)**

2.8 金融資產 (續)

2.8 Financial assets (continued)

(1) 以公平值變化計入損益
之金融資產

(1) Financial assets at fair value through profit or loss

這類金融資產包括兩個細項：持作交易用途的金融資產，以及購入時即界定為以公平值變化計入損益之金融資產。

This category has two sub-categories: financial assets held for trading, and those designated at fair value through profit or loss at inception.

如果取得該金融資產主要是以短期沽售為目的，或屬於組合一部分並共同管理的可識別金融工具，若有證據表明其短期獲利行為，則被分類為持作交易用途。除被界定為有效對沖工具外，所有衍生金融工具均被分類為持作交易用途類別。

A financial asset which has been acquired or incurred principally for the purpose of selling in the short term or is part of a portfolio of identified financial instruments that are managed together and for which there is evidence of a recent actual pattern of short-term profit-taking is classified as held for trading. Derivatives are also classified as held for trading unless they are designated as effective hedges.

財務報表附註（續） Notes to the Financial Statements (continued)

2. 主要會計政策摘要（續） 2. Summary of significant accounting policies (continued)

2.8 金融資產（續）

(1) 以公平值變化計入損益之金融資產（續）

除持作交易用途的金融資產外，如能滿足以下其中之一項條件，金融資產會被管理層界定為以公平值變化計入損益之金融資產：

- 可以消除或明顯減少因按不同基準計量金融資產之價值，或確認其收益或虧損，而出現不一致之計量或確認情況（一般被稱為「會計錯配」）；或
- 應用於一組金融資產、金融負債、或兩者兼有的組合，其管理是依據事先書面確立的風險管理或投資策略來運作，其表現是按公平值為基礎來衡量，並按此基礎將該組金融工具的資訊向主要管理層作出內部報告；或
- 與包含一個或多個嵌藏式衍生金融工具的金融資產相關，且這些嵌藏式衍生金融工具對該等金融資產的現金流產生重大影響。

這些資產以公平值進行初始確認，交易費用直接計入收益表，並以公平值進行後續計量。

2.8 Financial assets (continued)

(1) Financial assets at fair value through profit or loss (continued)

A financial asset, other than one held for trading, will be designated as a financial asset at fair value through profit or loss, if it meets one of the criteria set out below, and is so designated by the Management:

- eliminates or significantly reduces a measurement or recognition inconsistency (sometimes referred to as “an accounting mismatch”) that would otherwise arise from measuring the financial assets or recognising the gains and losses on them on different bases; or
- applies to a group of financial assets, financial liabilities or both that is managed and its performance is evaluated on a fair value basis, in accordance with a documented risk management or investment strategy, and information about the group is provided internally on that basis to the key management; or
- relates to financial assets containing one or more embedded derivative that significantly modifies the cash flow resulting from those financial assets.

These assets are recognised initially at fair value, with transaction costs taken directly to the income statement, and are subsequently re-measured at fair value.

財務報表附註 (續) Notes to the Financial Statements (continued)

2. 主要會計政策摘要 (續) 2. Summary of significant accounting policies (continued)

2.8 金融資產 (續)

(1) 以公平值變化計入損益之金融資產 (續)

該等資產的公平值變化所產生的損益 (不包括利息部分) 計入淨交易性收益/虧損或界定為以公平值變化計入損益之金融工具淨收益/虧損。而利息部分則計入作為利息收入之一部分。此類資產項下之股份權益工具, 其股息於本集團收取股息之權利確定時, 於淨交易性收益/虧損或界定為以公平值變化計入損益之金融工具淨收益/虧損內確認。

(2) 貸款及應收款

貸款及應收款是指具有固定或可確定支付金額且不在活躍市場報價的非衍生金融資產, 主要包括銀行及其他金融機構結餘及存款、沒有活躍市場的債券投資和客戶貸款及應收款。當本集團直接向債務人提供資金、貨品或服務, 而沒有出售應收款的意圖時, 本集團將其確認為貸款及應收款。貸款及應收款以公平值加上直接相關的交易費用進行初始入賬, 並以採用實際利息法計算的攤餘成本扣除減值損失準備進行後續計量。

2.8 Financial assets (continued)

(1) Financial assets at fair value through profit or loss (continued)

Gains and losses from changes in the fair value of such assets (excluding the interest component) are reported in net trading gain/loss or net gain/loss on financial instruments designated at fair value through profit or loss. The interest component is reported as part of interest income. Dividends on equity instruments of this category are also recognised in net trading gain/loss or net gain/loss on financial instruments designated at fair value through profit or loss when the Group's right to receive payment is established.

(2) Loans and receivables

Loans and receivables are non-derivative financial assets with fixed or determinable payments that are not quoted in an active market, including placements with and advances to banks and other financial institutions, investment debt securities without an active market and loans and advances to customers. They arise when the Group provides money, goods or services directly to a debtor with no intention of trading the receivable. They are initially recorded at fair value plus any directly attributable transaction costs and are subsequently measured at amortised cost using the effective interest method less allowances for impairment losses.

財務報表附註 (續) Notes to the Financial Statements (continued)

2. 主要會計政策摘要 (續) 2. Summary of significant accounting policies (continued)

2.8 金融資產 (續)

2.8 Financial assets (continued)

(3) 持有至到期日投資

分類為持有至到期日投資類別是指能於活躍市場中買賣，並擁有固定或可確定之還款額及還款期，以及本集團管理層有意向及能力持有至到期日之金融資產。如本集團所出售的持有至到期日投資(i)並非因不受本集團控制、非經常性及本集團不能合理預期的個別事件而出售，例如發行人信用狀況嚴重變壞，法定或監管要求重大改變；或(ii)佔持有至到期日資產中多於不重大部分，則整個資產類別將受到影響，需要重新分類至可供出售金融資產。持有至到期日投資以公平值加上直接相關的交易費用進行初始入賬，並以實際利息法計算的攤餘成本扣除減值損失準備進行後續計量。

(3) Held-to-maturity

Financial assets classified as held-to-maturity are those traded in active markets, with fixed or determinable payments and fixed maturities that the Group's Management has both the positive intention and the ability to hold to maturity. Where the Group sold held-to-maturity assets (i) other than due to an isolated event beyond the Group's control, non-recurring and could not have been reasonably anticipated by the Group, such as a significant deterioration in the issuer's creditworthiness, significant change in statutory or regulatory requirement; or (ii) other than an insignificant amount of held-to-maturity assets, the entire category would be tainted and reclassified as available-for-sale. They are initially recorded at fair value plus any directly attributable transaction costs, and are subsequently measured at amortised cost using the effective interest method less allowances for impairment losses.

財務報表附註 (續) Notes to the Financial Statements (continued)

2. 主要會計政策摘要 (續) 2. Summary of significant accounting policies (continued)

2.8 金融資產 (續)

(4) 可供出售金融資產

可供出售金融資產包括界定為此類的金融資產以及不屬於以上分類的金融資產。此等金融資產的持有期限不確定，但有可能依據流動資金需求或利率、匯率及權益價格的變動而被出售。

可供出售金融資產以公平值加上直接相關的交易費用進行初始入賬，並以公平值進行後續計量。因該等投資之公平值變化而產生之未實現收益或虧損直接確認在其他全面收益中；當該類金融資產終止確認或減值時，之前確認於權益儲備中的累計收益或虧損將轉入收益表內。惟包括折溢價攤銷的利息收入將按照實際利息法計算確認在收益表中。分類為可供出售之股份權益工具，其股息於本集團收取股息之權利確定時於其他經營收入內確認。

若一項金融資產由可供出售類別重新分類，重新分類日的公平值將成為新分類項下的攤餘成本。而之前在可供出售分類項下已記入其他全面收益之盈虧，則於相關投資的剩餘年內以實際利息法攤銷至損益。新攤餘成本與到期當日之餘額的差額，亦在該金融資產的剩餘年內，以實際利息法攤銷。若該金融資產隨後發生減值時，原已記入其他全面收益的相關金額即時重新分類至損益。

2.8 Financial assets (continued)

(4) Available-for-sale

Financial assets classified as available-for-sale are those that are either designated as such or are not classified in any of the other categories. They are intended to be held for an indefinite period of time but may be sold in response to needs for liquidity or changes in interest rates, exchange rates or equity prices.

Available-for-sale financial assets are initially recorded at fair value plus any directly attributable transaction costs, and are subsequently measured at fair value. Unrealised gains and losses arising from changes in the fair value of investments are recognised directly in other comprehensive income, until the financial asset is derecognised or impaired at which time the accumulated gain or loss previously recognised in equity should be transferred to the income statement. However, interest income which includes the amortisation of premium and discount is calculated using the effective interest method and is recognised in the income statement. Dividends on equity instruments classified as available-for-sale are recognised in other operating income when the Group's right to receive payment is established.

For a financial asset reclassified from the available-for-sale category, the fair value carrying amount at the date of reclassification becomes its new amortised cost and any previous gain or loss on that asset that has been recognised in other comprehensive income is amortised to profit or loss over the remaining life of the investment using the effective interest method. Any difference between the new amortised cost and the maturity amount is also amortised over the remaining life of the financial asset using the effective interest method. If the financial asset is subsequently determined to be impaired, the amount recorded in other comprehensive income is reclassified to profit or loss immediately.

財務報表附註 (續) Notes to the Financial Statements (continued)

2. 主要會計政策摘要 (續) 2. Summary of significant accounting policies (continued)

2.8 金融資產 (續)

2.8 Financial assets (continued)

(4) 可供出售金融資產 (續)

(4) Available-for-sale (continued)

可供出售證券的兌換差額的處理方法已詳列於附註 2.4。

The treatment of translation differences on available-for-sale securities is dealt with in Note 2.4.

2.9 金融負債

2.9 Financial liabilities

本集團按以下類別分類金融負債：交易性負債、界定為以公平值變化計入損益之金融負債、存款、已發行債務證券及存款證、後償負債及其他負債。所有金融負債於交易發生時界定其分類並以公平值進行初始確認。

The Group classifies its financial liabilities under the following categories: trading liabilities, financial liabilities designated at fair value through profit or loss, deposits, debt securities and certificates of deposit in issue, subordinated liabilities, and other liabilities. All financial liabilities are classified at inception and recognised initially at fair value.

(1) 交易性負債

(1) Trading liabilities

旨在短期內購回之金融負債被分類為持作交易用途之負債。除被界定為有效對沖工具外，所有衍生金融工具均被分類為持作交易用途類別。交易性負債以公平值列賬，公平值之變動所產生的收益或虧損確認於收益表內。

A financial liability is classified as held for trading if it is incurred principally for the purpose of repurchasing in the short term. Derivatives are also classified as held for trading unless they are designated as effective hedges. It is measured at fair value and any gains and losses from changes in fair value are recognised in the income statement.

財務報表附註 (續) Notes to the Financial Statements (continued)

2. 主要會計政策摘要 (續) 2. Summary of significant accounting policies (continued)

2.9 金融負債 (續)

(2) 界定為以公平值變化計入損益之金融負債

金融負債於交易時被界定為以公平值變化計入損益之金融負債。被界定為此類別之金融負債包括若干已發行之存款證及若干嵌藏衍生金融工具之客戶存款。符合以下其中一項條件之金融負債一般會被界定為此類別：

- 可以消除或明顯減少因按不同基準計量金融負債之價值，或確認其收益或虧損，而出現不一致之計量或確認情況（一般被稱為「會計錯配」）；或
- 應用於一組金融資產、金融負債、或兩者兼有的組合，其管理是依據事先書面確立的風險管理或投資策略來運作，其表現是按公平值為基礎來衡量，並按此基礎將該組金融工具的資訊向主要管理層作出內部報告；或
- 與包含一個或多個嵌藏式衍生金融工具的金融負債相關，且這些嵌藏式衍生金融工具對該等金融負債的現金流產生重大影響。

被界定為以公平值變化計入損益之金融負債以公平值列賬，因公平值變化而產生之收益或虧損確認於收益表內。

2.9 Financial liabilities (continued)

(2) Financial liabilities designated at fair value through profit or loss

A financial liability can be designated at fair value through profit or loss if it is so designated at inception. Financial liabilities so designated include certain certificates of deposit in issue and certain deposits received from customers that are embedded with derivatives. A financial liability is so designated if it meets one of the following criteria:

- eliminates or significantly reduces a measurement or recognition inconsistency (sometimes referred to as “an accounting mismatch”) that would otherwise arise from measuring the financial liabilities or recognising the gains and losses on them on different bases; or
- applies to a group of financial assets, financial liabilities or both that is managed and its performance is evaluated on a fair value basis, in accordance with a documented risk management or investment strategy, and information about the group is provided internally on that basis to the key management; or
- relates to financial liabilities containing one or more embedded derivative that significantly modifies the cash flow resulting from those financial liabilities.

Financial liabilities designated at fair value through profit or loss are measured at fair value and any gains and losses from changes in fair value are recognised in the income statement.

財務報表附註 (續) Notes to the Financial Statements (continued)

2. 主要會計政策摘要 (續) 2. Summary of significant accounting policies (continued)

2.9 金融負債 (續)

(3) 存款、已發行債務證券及存款證、後償負債及其他負債

除被分類為交易性負債或以公平值變化計入損益之金融負債外，其他存款、已發行債務證券及存款證、後償負債及其他負債均以攤餘成本列賬。扣除交易費用後之淨收款和贖回價值的差額（如有），按照實際利息法於期內在收益表中確認。

2.10 財務擔保合約

財務擔保合約是指簽發人在指定的債務人未能根據持有人與債務人之間的債務合約條款而履行還款責任時，需向持有人償付由此而產生之損失的指定付款。

財務擔保合約以合約簽發當日的公平值初始確認為金融負債，並列示於財務報表內的「其他賬項及準備」項下。及後，本集團之責任按以下兩者之較高者計量：(i)根據香港會計準則第37號「準備、或然負債及或然資產」釐定之金額；及(ii)初始確認之金額減按直線法於擔保有效期內確認之累計攤銷（如適用）。財務擔保合約負債的變動則於收益表中確認。

2.9 Financial liabilities (continued)

(3) Deposits, debt securities and certificates of deposit in issue, subordinated liabilities and other liabilities

Deposits and debt securities and certificates of deposit in issue, together with subordinated liabilities and other liabilities, other than those classified as trading liabilities or designated at fair value through profit or loss are carried at amortised cost. Any difference (if available) between proceeds net of transaction costs and the redemption value is recognised in the income statement over the period using the effective interest method.

2.10 Financial guarantee contracts

Financial guarantee contracts are contracts that require the issuer to make specified payments to reimburse the holder for a loss it incurs because a specified debtor fails to make payments when due, in accordance with the terms of a contract between the holder and the debtor.

Financial guarantee contracts are initially recognised as financial liabilities and reported under "Other accounts and provisions" in the financial statements at fair value on the date the guarantee was given. Subsequent to initial recognition, the Group's liabilities under such guarantees are measured at the higher of (i) the amount determined in accordance with HKAS 37 "Provisions, Contingent Liabilities and Contingent Assets" and (ii) the amount initially recognised less, where appropriate, accumulated amortisation recognised over the life of the guarantee on a straight-line basis. Any changes in the liability relating to financial guarantee contracts are taken to the income statement.

財務報表附註 (續) Notes to the Financial Statements (continued)

2. 主要會計政策摘要 (續) 2. Summary of significant accounting policies (continued)

2.11 金融工具的確認和終止確認

以公平值變化計入損益之金融資產、可供出售及持有至到期日之證券，其買賣會於交易當日（即本集團購入或售出資產當日）確認。貸款及應收款（沒有活躍市場的投資證券除外）於付出現金予借款人時確認。在從該等金融資產取得現金流之權利完結或本集團已轉讓實質上所有風險及回報時，將終止對該等金融資產之確認。當本集團未有轉讓或未有保留已轉讓金融資產之實質上所有風險及回報，但仍保留對其控制時，本集團會按持續參與的部分繼續確認該等已轉讓的金融資產；若本集團已失去對其控制時，則終止確認。

交易性負債、被界定為以公平值變化計入損益之金融負債，及已發行債務證券及存款證於交易當日確認。交易性負債以外的存款在收到客戶款項時確認，而其他負債於有關責任產生時確認。只有當合約中的指定責任被履行、取消或到期，該金融負債才可從資產負債表上終止確認。如本集團回購本身的債務，則該債務將從資產負債表上終止，而該債務之賬面值及支付金額的差額被確認為淨交易性收益／虧損。

售出予交易對手之證券及票據，如根據回購協議，附有按預定價格並於將來指定時間回購之責任稱為「回購」。而向交易對手購入之證券及票據，如根據回售協議，附有按預定價格於將來指定時間再出售予交易對手之責任則稱為「反向回購」。

2.11 Recognition and derecognition of financial instruments

Purchases and sales of financial assets at fair value through profit or loss, available-for-sale and held-to-maturity securities are recognised on the trade date, the date on which the Group purchases or sells the assets. Loans and receivables (except investment securities without an active market) are recognised when cash is advanced to the borrowers. Financial assets are derecognised when the rights to receive cash flows from the financial assets have expired or where the Group has transferred substantially all risks and rewards of ownership. When the Group neither transfers nor retains substantially all the risks and rewards of ownership of the financial asset, the Group either continues to recognise the transferred financial asset to the extent of its continuing involvement if control remains or derecognise it if there is no retained control.

Trading liabilities, financial liabilities designated at fair value through profit or loss and debt securities and certificates of deposit in issue are recognised on the trade date. Deposits that are not trading liabilities are recognised when money is received from customers, other liabilities are recognised when such obligations arise. Financial liabilities are derecognised from the balance sheet when and only when the obligation specified in the contract is discharged, cancelled or expires. If the Group purchases its own debt, it is removed from the balance sheet, and the difference between the carrying amount of a liability and the consideration paid is included in net trading gain/loss.

Securities and bills sold to a counterparty with an obligation to repurchase at a pre-determined price on a specified future date under a repurchase agreement are referred to as repos. Securities and bills purchased from a counterparty with an obligation to re-sell to the counterparty at a pre-determined price on a specified future date under a resale agreement are referred to as reverse repos.

財務報表附註 (續) Notes to the Financial Statements (continued)

2. 主要會計政策摘要 (續) 2. Summary of significant accounting policies (continued)

2.11 金融工具的確認和終止確 認 (續)

「回購」或借出證券於初始時按已向交易對手所取得之實際現金額，列賬於應付銀行款項或銀行及其他金融機構之存款及結餘（如適用）。用作抵押回購協議之金融資產不會被終止確認，並仍列為投資證券或以公平值變化計入損益之金融資產。「反向回購」或借入證券則於初始時按已付予交易對手之實際現金額，於資產負債表內列為庫存現金及應收銀行款項或在銀行及其他金融機構的結餘及存款（如適用）。於反向回購協議下所收到用作抵押之金融資產將不會被確認為資產負債表上。出售價與回購價之差額則以實際利息法於協議年內分期確認為利息收入或利息支出。

2.12 公平值計量

本集團於每個會計結算日以公平值計量房產及投資物業、貴金屬及部分金融工具。公平值是指在估值日當期集團可接觸的主要交易市場或最有利之市場狀況下，市場參與者進行有序交易出售資產或轉移負債之價格。

計量資產或負債公平值運用的假設為市場參與者在其最佳經濟利益的情況下，所採用的資產或負債計價。

非金融資產之公平值計量為考慮市場參與者使用該資產所產生的最高及最佳經濟利益，或出售予另一市場參與者而該參與者可產生的最高及最佳經濟利益。

2.11 Recognition and derecognition of financial instruments (continued)

Repos or securities lending are initially recorded as due to banks, placements from banks and other financial institutions, as appropriate, at the actual amount of cash received from the counterparty. Financial assets given as collateral for repurchase agreements are not derecognised and are recorded as investment in securities or financial assets at fair value through profit or loss. Reverse repos or securities borrowing are initially recorded in the balance sheet as cash and due from banks or placements with banks and other financial institutions, as appropriate, at the actual amount of cash paid to the counterparty. Financial assets received as collateral under reverse repurchase agreements are not recognised on the balance sheet. The difference between sale and repurchase price is recognised as interest income or interest expense over the life of the agreements using the effective interest method.

2.12 Fair value measurement

The Group measures its premises and investment properties, precious metals and certain financial instruments at fair value at the end of each reporting period. Fair value is the price that would be received to sell an asset or paid to transfer a liability in an orderly transaction between market participants in its principal market or the most advantageous market accessible by the Group at the measurement date.

The fair value of an asset or a liability is measured using the assumptions that market participants would use when pricing the asset or liability, assuming that market participants act in their economic best interest.

A fair value measurement of a non-financial asset takes into account a market participant's ability to generate economic benefits by using the asset in its highest and best use or by selling it to another market participant that would use the asset in its highest and best use.

財務報表附註 (續) **Notes to the Financial Statements (continued)**

2. 主要會計政策摘要 (續) 2. Summary of significant accounting policies (continued)

2.12 公平值計量 (續)

若資產或負債所處之市場並不活躍，本集團會在合適並有足夠數據的情況下，採用估值方法釐定其公平值，包括運用當時之公平市場交易、貼現現金流量分析、期權定價模型及其他市場參與者通用之估值方法，並會盡可能使用市場上可觀察的相關參數，避免使用不可觀察的參數。

2.13 貴金屬

貴金屬包括黃金、銀及其他貴金屬。貴金屬以其公平值作初始確認和其後重估。貴金屬於進行市場劃價後所產生之收益或虧損，將包括於淨交易性收益／虧損內。

2.12 Fair value measurement (continued)

If the market for assets or liabilities is not active, the Group uses valuation techniques, including the use of recent arm's length transactions, discounted cash flow analysis, option pricing models and other valuation techniques commonly used by market participants, that are appropriate in the circumstances and for which sufficient data are available to measure fair value, maximising the use of relevant observable inputs and minimising the use of unobservable inputs.

2.13 Precious metals

Precious metals comprise gold, silver and other precious metals. Precious metals are initially recognised and subsequently re-measured at fair value. Mark-to-market gains or losses on precious metals are included in net trading gain/loss.

財務報表附註 (續) Notes to the Financial Statements (continued)

2. 主要會計政策摘要 (續) 2. Summary of significant accounting policies (continued)

2.14 金融資產減值

本集團於每個會計結算日對個別或一組金融資產是否存在減值的客觀證據進行評估。當有客觀減值證據表明金融資產在初始確認後因發生一項或多項事件（「損失事件」），且該損失事件對可靠估計該項金融資產或該組金融資產的預計未來現金流產生影響時，則該項或該組金融資產被認為已發生減值並出現減值損失。顯示個別或一組金融資產可能出現減值之客觀證據包括本集團已注意到相關可供觀察資料之以下可能出現之損失事件：

- (i) 發行人或欠債人遇到嚴重財政困難；
- (ii) 違約，例如逾期或拖欠利息或本金還款；
- (iii) 因應與借款人之財政困難相關之經濟或法律原因，本集團給予借款人在一般情況下放款人不予考慮之優惠條件；
- (iv) 借款人有可能破產或進行其他財務重組；
- (v) 因財政困難致使該金融資產之活躍市場消失或其投資評級被降至投資級別以下；或

2.14 Impairment of financial assets

The Group assesses as at the end of each reporting period whether there is objective evidence that a financial asset or group of financial assets is impaired. A financial asset or a group of financial assets is impaired and impairment losses are incurred if, and only if, there is objective evidence of impairment as a result of one or more events that occurred after the initial recognition of the asset (a "loss event") and that loss event (or events) has an impact on the estimated future cash flows of the financial asset or group of financial assets that can be reliably estimated. Objective evidence that a financial asset or group of financial assets may be impaired includes observable data that comes to the attention of the Group about the following probable loss events:

- (i) significant financial difficulty of the issuer or obligor;
- (ii) a breach of contract, such as a default or delinquency in interest or principal payment;
- (iii) the Group granting to the borrower, for economic or legal reasons relating to the borrower's financial difficulty, a concession that the lender would not otherwise consider;
- (iv) it becoming probable that the borrower will enter into bankruptcy or other financial reorganisation;
- (v) the disappearance of an active market or downgrading below investment grade level for that financial asset because of financial difficulties; or

財務報表附註 (續) Notes to the Financial Statements (continued)

2. 主要會計政策摘要 (續) 2. Summary of significant accounting policies (continued)

2.14 金融資產減值 (續)

(vi) 可察覺的資料顯示某一金融資產組合所產生之未來預計現金流量將較初始確認時有可量度之下降，雖然有關下降並未能明確為該組合內之個別金融資產。資料包括：

- 該組合之供款人之還款狀況有不利轉變；或
- 與該組合資產之逾期還款相關之全國性或本地經濟狀況。

(1) 以攤餘成本計量的資產

本集團首先對單項金額重大的金融資產是否存在減值的客觀證據進行個別評估。如果本集團沒有發現客觀證據表明進行個別評估的金融資產存在減值情況，本集團將其連同其他單項金額不重大的金融資產或尚未識別減值的金融資產包括在具有類似信貸風險特徵的金融資產組別中，進行組合減值評估。經個別進行減值評估並且已確認或繼續確認減值損失的資產，不再納入組合減值評估的範圍。

2.14 Impairment of financial assets (continued)

(vi) observable data indicating that there is a measurable decrease in the estimated future cash flows from a group of financial assets since the initial recognition of those assets, although the decrease cannot yet be identified with the individual financial assets in the group, including:

- adverse changes in the payment status of borrowers in the group; or
- national or local economic conditions that correlate with defaults on the assets in the group.

(1) Assets carried at amortised cost

The Group first assesses whether objective evidence of impairment exists individually for financial assets that are individually significant. If the Group determines that no objective evidence of impairment exists for an individually assessed financial asset, it includes the asset in a group of financial assets with similar credit risk characteristics and collectively assesses them for impairment together with all other financial assets that are not individually significant or for which impairment has not yet been identified. Assets that are individually assessed for impairment and for which an impairment loss is or continues to be recognised are not included in a collective assessment of impairment.

財務報表附註 (續) Notes to the Financial Statements (continued)

2. 主要會計政策摘要 (續) 2. Summary of significant accounting policies (continued)

2.14 金融資產減值 (續)

(1) 以攤餘成本計量的資產 (續)

如果有客觀證據表明貸款及應收款或持有至到期日證券已發生減值損失，則其減值損失將按照該資產的賬面金額與該金融資產按原來實際利率貼現後的預計未來現金流（不包括尚未發生的未來信用損失）的現值之間的差額進行計量。減值損失通過使用準備金來減少該資產的賬面金額，並確認於收益表內。如果貸款或持有至到期日證券為浮動利率，用於計量減值損失的貼現率為按合約確定的當前實際利率。實務上，本集團亦可以採用觀察到的市場價值確定某項金融工具的公平值，並以此作為基準計算減值。

附有抵押品的金融資產之預計未來現金流的現值包含按照止贖抵押品的價值扣除獲取和出售該抵押品之成本後的現金流。

本集團在進行組合減值評估時，將根據信貸風險特徵的相似性和相關性對金融資產進行分組。此等特徵與預計該等資產組合之未來現金流相關，可以反映債務人按照該等被評估資產的合約條款償還所有到期金額的能力。

2.14 Impairment of financial assets (continued)

(1) Assets carried at amortised cost (continued)

If there is objective evidence that an impairment loss on loans and receivables or held-to-maturity securities has been incurred, the amount of the loss is measured as the difference between the asset's carrying amount and the present value of estimated future cash flows (excluding future credit losses that have not been incurred), discounted at the financial asset's original effective interest rate. The carrying amount of the asset is reduced through the use of an allowance account and the amount of the loss is recognised in the income statement. If a loan or held-to-maturity security has a variable interest rate, the discount rate for measuring any impairment loss is the current effective interest rate determined under the contract. As a practical expedient, the Group may measure impairment on the basis of an instrument's fair value using an observable market price.

The calculation of the present value of the estimated future cash flows of a collateralised financial asset reflects the cash flows that may result from foreclosure less costs for obtaining and selling the collateral.

For the purposes of a collective assessment of impairment, financial assets are grouped on the basis of similar and relevant credit risk characteristics. Those characteristics are relevant to the estimation of future cash flows for groups of such assets by being indicative of the debtors' ability to pay all amounts due according to the contractual terms of the assets being evaluated.

財務報表附註 (續) Notes to the Financial Statements (continued)

2. 主要會計政策摘要 (續) 2. Summary of significant accounting policies (continued)

2.14 金融資產減值 (續)

(1) 以攤餘成本計量的資產 (續)

對一組金融資產進行組合減值評估測算時，其預計未來現金流乃按該組資產的合約現金流以及於本集團內與該組金融資產具有類似信貸風險特徵的資產的歷史損失經驗為基準。以上歷史損失經驗將根據當期可觀察數據進行調整，以反映並不會影響該段歷史損失期間的當前情況，及從歷史損失經驗數據中移除那些當期已不存在的影響事項。

當貸款無法收回時，在完成所有必要程序及確定損失金額後，本集團對該等貸款進行撇銷，沖減相應的貸款損失減值準備。撇銷後收回的貸款金額沖減在收益表中的貸款減值損失。

如果在以後的會計報表期間，減值損失的金額減少，且該等減少與確認減值後發生的事件有客觀關聯（例如債務人信用評級的改善），則之前已確認的減值損失可按不多於該之前已減值之金額，通過調整準備金予以回撥，回撥的金額於收益表內確認。

當貸款條款經重新商訂後與原來出現重大差異時，該貸款不再被視為逾期貸款，而作為新貸款處理。

2.14 Impairment of financial assets (continued)

(1) Assets carried at amortised cost (continued)

Future cash flows in a group of financial assets that are collectively evaluated for impairment are estimated on the basis of the contractual cash flows of the assets in the group and historical loss experience for assets with credit risk characteristics similar to those in the group. Historical loss experience is adjusted on the basis of current observable data to reflect the effects of current conditions that did not affect the period on which the historical loss experience is based and to remove the effects of conditions in the historical period that do not exist currently.

When a loan is uncollectible, it is written off against the related allowance for impairment losses. Such loans are written off after all the necessary procedures have been completed and the amount of the loss has been determined. Subsequent recoveries of amounts previously written off decrease the amount of impairment losses in the income statement.

If, in a subsequent period, the amount of allowance for impairment losses decreases and the decrease can be related objectively to an event occurring after the impairment loss was recognised (such as an improvement in the debtor's credit rating), the previously recognised impairment loss to the extent of its decrease is reversed by adjusting the allowance account. The amount of the reversal is recognised in the income statement.

Loans whose terms have been renegotiated with substantial difference in the terms are no longer considered to be past due but are treated as new loans.

財務報表附註 (續) Notes to the Financial Statements (continued)

2. 主要會計政策摘要 (續) 2. Summary of significant accounting policies (continued)

2.14 金融資產減值 (續)

2.14 Impairment of financial assets (continued)

(2) 被分類為可供出售的資產

如可供出售金融資產存在減值證據時，其累計虧損－即其購入成本或攤餘成本與現時公平值之差額，扣除該金融資產之前已記入收益表內之累計減值損失－需從權益儲備撥轉至收益表內。對於被界定為可供出售的股權投資，在決定其是否出現減值時，會考慮其公平值是否嚴重地或長期地低於其成本。如日後被分類為可供出售金融資產之債務工具之公平值增加，並與收益表確認減值後發生之事項有客觀關聯，有關之減值損失可按不多於該之前已減值之金額於收益表內回撥。至於股份權益工具方面，之後的公平值變化會透過其他全面收益確認於可供出售證券公平值變動儲備，減值損失不會通過收益表回撥。

(2) Assets classified as available-for-sale

If evidence of impairment exists for available-for-sale financial assets, the accumulated losses, measured as the difference between the acquisition cost or amortised cost and the current fair value, less any impairment loss on that financial asset previously recognised in the income statement, is removed from equity and recognised in the income statement. In the case of equity investments classified as available-for-sale, a significant or prolonged decline in the fair value of the security below its cost is considered in determining whether the assets are impaired. If, in a subsequent period, the fair value of a debt instrument classified as available-for-sale increases and the increase can be objectively related to an event occurring after the impairment loss was recognised in the income statement, the impairment loss to the extent of its decrease is reversed through the income statement. With respect to equity instruments, further fair value changes are recognised in the reserve for fair value change of available-for-sale securities through other comprehensive income, impairment losses are not reversed through the income statement.

財務報表附註 (續) Notes to the Financial Statements (continued)

2. 主要會計政策摘要 (續) 2. Summary of significant accounting policies (continued)

2.15 對附屬公司、聯營公司及合資企業之投資及非金融資產之減值

如因發生事件或情況已改變，並顯示資產之賬面值或將無法被收回，則會進行減值重檢。潛在減值跡象包括運用資產之科技、市場、經濟或法律環境已出現明顯變壞或資產價值大幅或長期下跌至低於其成本值。

資產的賬面值超過其可收回金額的部分會被確認為減值損失。可收回金額是指資產的公平值扣除出售成本後與其使用價值的較高者。為作出減值評估，資產乃按其最小的可分開識別現金流（現金產出單元）層次分類。於每一財務報告日，會對已發生減值的資產進行重檢以確定需否回撥。

在本銀行的財務報表，如果附屬公司、聯營公司或合資企業宣派的股息超過其在該宣派年度的全面收益總額，或其在本銀行的賬面值超過在其綜合資產負債表內已包括商譽的淨資產值時，則需要做投資減值測試。

2.15 Impairment of investment in subsidiaries, associates, joint venture and non-financial assets

Assets are reviewed for impairment whenever events or changes in circumstances indicate that the carrying amount may not be recoverable. Potential indications of impairment may include significant adverse changes in the technological, market, economic or legal environment in which the assets operate or whether there has been a significant or prolonged decline in value below their cost.

An impairment loss is recognised for the amount by which the asset's carrying amount exceeds its recoverable amount. The recoverable amount is the higher of an asset's fair value less costs to sell and value in use. For the purposes of assessing impairment, assets are grouped at the lowest levels for which there are separately identifiable cash flows (cash generating units). Assets that suffered impairment are reviewed for possible reversal of the impairment at each reporting date.

In the Bank's financial statements, impairment testing of the investment in a subsidiary, associate or joint venture is also required upon receiving dividend from that entity if the dividend exceeds the total comprehensive income of that entity concerned in the period the dividend is declared or if the carrying amount of that entity in the Bank's balance sheet exceeds the carrying amount of that entity's net assets including goodwill in its consolidated balance sheet.

財務報表附註 (續) Notes to the Financial Statements (continued)

2. 主要會計政策摘要 (續) 2. Summary of significant accounting policies (continued)

2.16 投資物業

持作賺取長期租金收益或資本增值或兩者兼備者，且並非集團旗下各公司所佔用之物業，均列作投資物業。出租予本集團內公司之物業，於個別公司之財務報表中分類為投資物業，及於綜合財務報表中分類為房產。若經營租賃之土地符合投資物業之其他定義，則會列作為投資物業。有關之經營租賃會作為融資租賃處理。

投資物業初始以成本值（包括相關交易成本）計量。經初始確認後，投資物業按公平值計量。

只有在與項目相關的未來經濟利益很有可能流入本集團，並能夠可靠地計量其成本的情況下，本集團才會將其後續支出計入為資產賬面值之一部分。該等後續支出以扣除減值後之成本列賬，並包括於投資物業的賬面值內。若其後開始產生經濟利益，則以公平值計量。至於所有其他修理及維護費用，均需於產生時確認於當期收益表內。

2.16 Investment properties

Properties that are held for long-term rental yields or for capital appreciation or both, and that are not occupied by the companies in the Group, are classified as investment properties. Properties leased out within Group companies are classified as investment properties in individual companies' financial statements and as premises in consolidated financial statements. Land held under operating lease is classified and accounted for as investment property when the rest of the definition of investment property is met. The operating lease is accounted for as if it is a finance lease.

Investment properties are recognised initially at cost, including related transaction costs. After initial recognition, investment properties are measured at fair value.

Subsequent expenditure is charged to the asset's carrying amount only when it is probable that future economic benefits associated with the item will flow to the Group and the cost of the item can be measured reliably. The item is stated at cost less impairment and is included in the carrying amount of investment properties. Once the item begins to generate economic benefits, it is then measured at fair value. All other repairs and maintenance costs are expensed in the income statement during the financial period in which they are incurred.

財務報表附註 (續) Notes to the Financial Statements (continued)

2. 主要會計政策摘要 (續) 2. Summary of significant accounting policies (continued)

2.16 投資物業 (續)

任何公平值之變動會直接於收益表內確認。

若投資物業改為自用，會被重新分類為房產，其於重新分類日之公平值會成為其會計賬上的成本值。若房產項目因其用途改變而成為投資物業，則根據香港會計準則第 16 號「物業、器材及設備」將此項目於轉分類日之賬面值與其公平值之間的差額作為房產重估，確認於其他全面收益內。惟若公平值增值抵銷以往之重估損失或減值損失，該增值則於收益表內確認，並以過往已確認的損失金額為限。

2.17 物業、器材及設備

物業主要為分行及辦公樓房產。房產需定期但最少每年以取自外間獨立估價師之公平值扣除隨後發生之累計折舊及累計資產減值損失列示。重估當日之累計折舊額需先沖銷資產之賬面毛值，沖減後之淨額則重新調整至該資產之重估價值。相隔期間由董事參考相近物業之公開市值以檢討房產之賬面值，如董事認為該房產價值有重大變動則會作出相應調整。

所有器材及設備均以歷史成本扣除累計折舊及減值列賬。歷史成本包括因取得及安裝該項目而直接產生之費用。

2.16 Investment properties (continued)

Any changes in fair value are recognised directly in the income statement.

If an investment property becomes owner-occupied, it is reclassified as premises, and its fair value at the date of reclassification becomes its cost for accounting purposes. If an item of premises becomes an investment property because its use has changed, any difference resulting between the carrying amount and the fair value of this item at the date of transfer is recognised in other comprehensive income as a revaluation of premises under HKAS 16 "Property, Plant and Equipment". However, if a fair value gain reverses a previous revaluation loss or impairment loss, the gain is recognised in the income statement up to the amount previously debited.

2.17 Properties, plant and equipment

Properties are mainly branches and office premises. Premises are shown at fair value based on periodic, at least annual, valuations by external independent valuers less subsequent accumulated depreciation and subsequent accumulated impairment losses. Any accumulated depreciation at the date of revaluation is eliminated against the gross carrying amount of the asset and the net amount is restated to the revalued amount of the asset. In the intervening periods, the directors review the carrying amount of premises, by reference to the open market value of similar properties, and adjustments are made when there has been a material change.

All plant and equipment are stated at historical cost less accumulated depreciation and impairment. Historical cost includes expenditures that are directly attributable to the acquisition and installation of the items.

財務報表附註 (續) Notes to the Financial Statements (continued)

2. 主要會計政策摘要 (續) 2. Summary of significant accounting policies (continued)

2.17 物業、器材及設備 (續)

與資產有關的後續支出，只有當其產生的未來經濟利益很可能流入本集團，並且該支出能夠可靠地計量時，才能將其計入資產的賬面價值或作為單獨的一項資產進行確認（如適當）。該等後續支出以扣除減值後之成本列賬直至其開始產生經濟利益，之後則根據相關資產之後續計量基準進行計量。所有其他修理及維護費用均在發生時計入當期收益表。

房產重估後之賬面增值通過其他全面收益撥入房產重估儲備中。與同一個別資產早前之增值作對銷之減值部分，通過其他全面收益於房產重估儲備中扣減；餘下之減值額則確認於收益表內。其後任何增值將撥入收益表（以早前扣減之金額為限），然後撥至房產重估儲備內。出售房產時，房產重估儲備中與先前估值有關之已實現部分，將從房產重估儲備撥轉至留存盈利。

折舊以直線法，將資產之成本值或重估值於其如下估計可用年限內攤銷：

- 物業
按政府土地租約年期
- 器材及設備
3至15年之間

本集團在每個會計結算日重檢資產的可用年限，並已按適當情況作出調整。

2.17 Properties, plant and equipment (continued)

Subsequent costs are included in an asset's carrying amount or are recognised as a separate asset, as appropriate, only when it is probable that future economic benefits associated with the item will flow to the Group and the cost of the item can be measured reliably. The item is stated at cost less impairment until it begins to generate economic benefits, then the item is subsequently measured according to the measurement basis of its respective assets class. All other repairs and maintenance costs are charged to the income statement during the financial period in which they are incurred.

Increases in the carrying amount arising on revaluation of premises are credited to the premises revaluation reserve through other comprehensive income. Decreases that offset previous increases of the same individual asset are charged against premises revaluation reserve through other comprehensive income; all other decreases are expensed in the income statement. Any subsequent increases are credited to the income statement up to the amount previously debited, and then to the premises revaluation reserve. Upon disposal of premises, the relevant portion of the premises revaluation reserve realised in respect of previous valuations is released and transferred from the premises revaluation reserve to retained earnings.

Depreciation is calculated on the straight-line method to write down the cost or revalued amount of such assets over their estimated useful lives as follows:

- Properties
Over the life of government land leases
- Plant and equipment
3 to 15 years

The useful lives of assets are reviewed, and adjusted if appropriate, as at the end of each reporting period.

財務報表附註 (續) Notes to the Financial Statements (continued)

2. 主要會計政策摘要 (續) 2. Summary of significant accounting policies (continued)

2.17 物業、器材及設備 (續)

在每個會計結算日，源自內部及外界之資料均會被用作評定物業、器材及設備是否出現減值之跡象。如該跡象存在，則估算資產之可收回價值，及在合適情況下將減值損失確認以將資產減至其可收回價值。該等減值損失在收益表內確認，但假若某資產乃按估值列賬，而減值損失又不超過同一資產之重估盈餘，此等損失則當作重估減值。可收回價值指該資產之公平值扣除出售成本後之金額，與其使用價值之較高者。減值損失會按情況於房產重估儲備或收益表內回撥。

出售之收益及虧損是按扣除稅項及費用之出售淨額與有關資產賬面值之差額而釐定，並於收益表內確認。

2.18 租賃

(1) 經營租賃

經營租賃是指實質上由出租人保留擁有資產之絕大部分風險及回報之租賃。經營租賃之總租金款額（扣除自出租人收取之任何回扣額），將於租賃期內以直線法在收益表中確認。或有租金以該支出產生的會計期間列作費用。

若經營租賃於租約到期前已結束，任何需繳付予出租人之罰款將於結束發生當月於收益表內確認為支出。經營租賃之租金收入在租約期內以直線法確認。

2.17 Properties, plant and equipment (continued)

At the end of each reporting period, both internal and external sources of information are considered to determine whether there is any indication that properties, plant and equipment, are impaired. If any such indication exists, the recoverable amount of the asset is estimated and where relevant, an impairment loss is recognised to reduce the asset to its recoverable amount. Such an impairment loss is recognised in the income statement except where the asset is carried at valuation and the impairment loss does not exceed the revaluation surplus for that same asset, in which case it is treated as a revaluation decrease. The recoverable amount is the higher of the asset's fair value less costs to sell and value in use. Impairment loss is reversed through the premises revaluation reserve or the income statement as appropriate.

Gains and losses on disposals are determined by comparing proceeds with carrying amount, relevant taxes and expenses. These are recognised in the income statement.

2.18 Leases

(1) Operating leases

Leases in which a significant portion of the risks and rewards of ownership are retained by the lessor are classified as operating leases. The total payments made under operating leases (net of any incentives received from the lessor) are charged to the income statement on a straight-line basis over the period of the lease. Contingent rental payable is recognised as expense in the accounting period in which they are incurred.

When an operating lease is terminated before the lease period has expired, any payment required to be made to the lessor by way of penalty is recognised as an expense in the period in which termination takes place. Rental income from operating leases is recognised on a straight-line basis over the lease term.

財務報表附註 (續) Notes to the Financial Statements (continued)

2. 主要會計政策摘要 (續) 2. Summary of significant accounting policies (continued)

2.18 租賃 (續)

(2) 融資租賃

如承租人已實質上獲得了所有風險及回報，該資產的租賃應歸類為融資租賃。由於位於香港之土地的最低租約付款的現值（即成交價）已實質上等同於土地的公平價值，因此香港政府土地的租賃被歸類為融資租賃，尤如屬無期業權。

融資租賃會在租賃開始時，按租賃資產之公平價值與其最低租約付款的現值之較低者予以資產化。每期租金均會分配於負債及財務費用，以達至一個固定息率於融資餘額上。相應的租賃責任，在扣除財務費用後，會計入其他負債。按融資租賃方法購入的投資物業以公平值列賬。

當資產按融資租賃租出，租金的現值會被確認為應收款項。租賃收入是以投資淨額方法於租賃期內確認，以反映固定的回報率。

2.18 Leases (continued)

(2) Finance leases

Leases of assets where lessee have obtained substantially all the risks and rewards of ownership are classified as finance leases. Government land leases in Hong Kong are classified as finance leases as the present value of the minimum lease payments (i.e. transaction price) of the land amounted to substantially all of the fair value of the land as if it were freehold.

Finance leases are capitalised at the lease's commencement at the lower of the fair value of the leased asset and the present value of the minimum lease payments. Each lease payment is allocated between the liability and finance charges so as to achieve a constant rate on the finance balance outstanding. The corresponding rental obligations, net of finance charges, are included in other liabilities. Investment properties acquired under finance leases are carried at their fair value.

When assets are leased out under a finance lease, the present value of the lease payments is recognised as a receivable. Lease income is recognised over the term of the lease using net investment method, which reflects a constant periodic rate of return.

財務報表附註 (續) Notes to the Financial Statements (continued)

2. 主要會計政策摘要 (續) 2. Summary of significant accounting policies (continued)

2.19 現金及等同現金項目

就綜合現金流量表而言，現金及等同現金項目指按原來到期日，於購入日期起計三個月內到期之結餘，包括現金、銀行及其他金融機構之結餘、短期票據及被分類為投資證券及存款證之票據。

2.20 準備

當本集團因為已發生之事件而須承擔法律性或推定性之現有責任，而解除該責任時有可能消耗有經濟利益之資源，需在責任金額能夠可靠地作出估算之情況下，為確認有關責任而撥備。

2.21 僱員福利

(1) 退休福利成本

本集團根據認可職業退休計劃或強積金計劃之定額供款退休計劃作出供款，集團僱員均可參與。在職業退休計劃下，集團與僱員之供款按僱員基本薪金之百分比計算，在強積金計劃下該等供款則按強積金規例計算。退休福利計劃成本代表本集團應向此等計劃支付之供款，會於產生時在收益表支取。僱員於全數享有其應得之集團供款部分前退出此職業退休計劃，因而被沒收之本集團供款，會被本集團用作扣減其目前供款負擔或根據職業退休計劃信託契據條款沖減其開支。

退休計劃之資產與本集團之資產分開持有，並由獨立管理基金保管。

2.19 Cash and cash equivalents

For the purposes of the consolidated cash flow statement, cash and cash equivalents comprise balances with original maturity less than three months from the date of acquisition, including cash, balances with banks and other financial institutions, short-term bills and notes classified as investment securities and certificates of deposit.

2.20 Provisions

Provisions are recognised when the Group has a present legal or constructive obligation as a result of past events, it is probable that an outflow of resources embodying economic benefits will be required to settle the obligation, and a reliable estimate of the amount of the obligation can be made.

2.21 Employee benefits

(1) Retirement benefit costs

The Group contributes to defined contribution retirement schemes under either recognised ORSO schemes or MPF schemes that are available to the Group's employees. Contributions to the schemes by the Group and employees are calculated as a percentage of employees' basic salaries for the ORSO schemes and in accordance with the MPF rules for MPF schemes. The retirement benefit scheme costs are charged to the income statement as incurred and represent contributions payable by the Group to the schemes. Contributions made by the Group that are forfeited by those employees who leave the ORSO scheme prior to the full vesting of their entitlement to the contributions are used by the Group to reduce the existing level of contributions or to meet its expenses under the trust deed of the ORSO schemes.

The assets of the schemes are held in independently-administered funds separate from those of the Group.

財務報表附註 (續) Notes to the Financial Statements (continued)

2. 主要會計政策摘要 (續) 2. Summary of significant accounting policies (continued)

2.21 僱員福利 (續)

(2) 有償缺勤

僱員獲享之年度休假及病假在累積時確認，本集團會對僱員服務至會計結算日所累積，但尚未使用之年度休假及預計所需支付之病假作出估算及撥備。

除病假及經特別批准之年度休假外，其他有償缺勤均不允許累積。若僱員於獲享有償缺勤之年度內未能悉數享用該等可用缺勤，剩餘之可用缺勤將被取消。除未到期之休假外，僱員於離職時亦無權收取現金以彌補任何未被使用之可用缺勤。

(3) 獎金計劃

若因僱員提供之服務而令集團產生法律性或推定性之現有責任，而該責任之金額亦能可靠地作出估算，集團需確認該預期之獎金支出並以負債列賬。如獎金計劃之負債金額重大，且預期會於12個月後才被償付，會以貼現處理。

2.21 Employee benefits (continued)

(2) Leave entitlements

Employee entitlements to annual leave and sick leave are recognised when they accrue to employees. A provision is made for the estimated liability for unused annual leave and the amount of sick leave expected to be paid as a result of services rendered by employees up to the end of the reporting period.

Compensated absences other than sick leave and special approved annual leaves are non-accumulating; they lapse if the current period's entitlement is not used in full. Except for unexpired annual leaves, they do not entitle employees to a cash payment for unused entitlement on leaving the Group.

(3) Bonus plans

The expected cost of bonus payments are recognised as a liability when the Group has a present legal or constructive obligation as a result of services rendered by employees and a reliable estimate of the obligation can be made. Liabilities for bonus plans that are expected to be settled longer than twelve months will be discounted if the amounts are significant.

財務報表附註 (續) Notes to the Financial Statements (continued)

2. 主要會計政策摘要 (續) 2. Summary of significant accounting policies (continued)

2.22 本期及遞延所得稅項

在有關期間的稅務支出包括本期及遞延稅項。除因有關項目乃直接記於其他全面收益而需於其他全面收益內確認其稅項外，稅項於收益表內確認。

基於溢利而需支付之所得稅，是根據本銀行、附屬公司、聯營公司及合資企業在營運及產生應課稅收入之司法管轄地區於會計結算日已執行或實際會執行之適用稅法計算，並於溢利產生當期確認為本期所得稅項支出。

所有因綜合財務報表內資產及負債之稅務基礎與其賬面值之暫時性差異而產生之遞延所得稅項均以資產負債表負債法提撥。遞延所得稅項是按會計結算日已執行或實際會執行之稅率及稅法，及預期於相關之遞延所得稅資產實現時或遞延所得稅負債需清付時所適用之稅率計算。

主要之暫時性差異源於資產減值準備、房產及設備之折舊、若干資產之重估，包括可供出售證券及房產、以及結轉之稅務虧損。除業務合併外，若資產或負債在交易初始確認時，並未有對會計損益或應課稅損益構成影響，則無需確認遞延所得稅項。

所有因應課稅暫時性差異而產生之遞延所得稅負債均會被確認，而當未來之應課稅利潤預計可被用作抵扣暫時性差異時，因該暫時性差異而產生之遞延所得稅資產將被確認。

2.22 Current and deferred income taxes

Tax expenses for the period comprises current and deferred tax. Tax is recognised in the income statement, except to the extent that it relates to items recognised directly in other comprehensive income. In this case, the tax is also recognised in other comprehensive income.

Income tax payable on profits, based on the applicable tax law enacted or substantially enacted at the end of the reporting period in each jurisdiction where the Bank and the subsidiaries, associates and joint venture operate and generate taxable income, is recognised as a current income tax expense in the period in which profits arise.

Deferred income tax is provided in full, using the balance sheet liability method, on temporary differences arising between the tax bases of assets and liabilities and their carrying amounts in the consolidated financial statements. Deferred income tax is determined using tax rates and laws that have been enacted or substantially enacted by the end of the reporting period and are expected to apply when the related deferred income tax asset is realised or the deferred income tax liability is settled.

The principal temporary differences arise from asset impairment provisions, depreciation of premises and equipment, revaluation of certain assets including available-for-sale securities and premises, and tax losses carried forward. However, the deferred income tax is not recognised if it arises from initial recognition of an asset or liability in a transaction other than a business combination that at the time of the transaction affects neither accounting nor taxable profit or loss.

Deferred income tax liabilities are provided in full on all taxable temporary differences and deferred income tax assets are recognised to the extent that it is probable that future taxable profit will be available against which the temporary differences can be utilised.

財務報表附註 (續) Notes to the Financial Statements (continued)

2. 主要會計政策摘要 (續) 2. Summary of significant accounting policies (continued)

2.22 本期及遞延所得稅項 (續)

遞延所得稅項乃記於收益表內。但因可供出售證券的公平值重新計量及對房產之重估記入其他全面收益內，故由此產生的遞延所得稅項也記入其他全面收益內，並於以後隨著相關遞延收益和虧損的確認而一同確認在收益表中。

投資物業的遞延稅項負債或遞延稅項資產的計算方法是假設該等投資物業是通過出售來回收其重估賬面值及採用相關的稅率計算。

2.23 收回資產

收回資產按其收回日之公平值扣除出售成本後之淨值及有關貸款之攤餘成本之較低者列賬。有關貸款及應收款及有關已提準備於資產負債表中予以註銷。其後，收回資產取其成本及公平值扣除出售成本後之淨值中之較低者計量，並被確認為「待售非流動資產」，包括於「其他資產」項下。

2.24 信託業務

本集團一般以信託人或其他授託人身分，代表個人、信託及其他機構持有或管理資產。由於該等資產並不屬於本集團，該等資產及據此而產生之任何收益或虧損，將不計入本財務報表內。

2.22 Current and deferred income taxes (continued)

Deferred income tax is charged or credited in the income statement except for deferred income tax relating to fair value re-measurement of available-for-sale securities and revaluation of premises which are charged or credited to other comprehensive income, in which case the deferred income tax is also credited or charged to other comprehensive income and is subsequently recognised in the income statement together with the realisation of the deferred gain and loss.

Deferred tax liability or deferred tax asset arising from investment property is determined based on the presumption that the revaluation amount of such investment property will be recovered through sale with the relevant tax rate applied.

2.23 Repossessed assets

Repossessed assets are initially recognised at the lower of their fair value less costs to sell and the amortised cost of the related outstanding loans on the date of repossession, and the related loans and advances together with the related impairment allowances are derecognised from the balance sheet. Subsequently, repossessed assets are measured at the lower of their cost and fair values less costs to sell and are reported as "non-current assets held for sale" included in "Other assets".

2.24 Fiduciary activities

The Group commonly acts as a trustee, or in other fiduciary capacities, that result in its holding or managing assets on behalf of individuals, trusts and other institutions. These assets and any gains or losses arising thereon are excluded from these financial statements, as they are not assets of the Group.

財務報表附註（續） Notes to the Financial Statements (continued)

2. 主要會計政策摘要（續） 2. Summary of significant accounting policies (continued)

2.25 或然負債及或然資產

或然負債是指由過去已發生的事件引起的可能需要履行的責任，其存在將由一宗或多宗本集團所不能完全控制的未來不確定事件出現與否來確認。或然負債也可能是由於過去已發生事件而引致的現有責任，但由於估計不會導致經濟利益的流出或因不能可靠地計量責任金額，故未有被確認。

或然負債不會被確認為準備，但會在財務報表附註中加以披露。如情況發生變化，使經濟利益的流出變得很有可能時，則會將其確認為準備。

或然資產是指由過去已發生的事件引起的可能產生之資產，其存在將由一宗或多宗本集團所不能完全控制的未來不確定事件出現與否來確認。

或然資產不會被確認，但如有可能收到經濟利益時，會在財務報表附註中披露。若將會收到之經濟利益可被實質確定時，將確認為資產。

2.26 有關連人士

就此等財務報表而言，若(i)一方人士能控制、共同控制本集團、或對本集團有重大影響力；(ii)與本集團同屬一財務報告集團的成員，例如：母公司、附屬公司、同系附屬公司；(iii)為本集團或母公司集團中的聯營公司或合資企業；(iv)本集團或母公司的主要高層人員；(v)本集團與此方人士受到共同控制；及(vi)受被識別為第(iv)類人士所控制的企業，則該等人士被視為有關連人士。有關連人士可為個人或企業。

2.25 Contingent liabilities and contingent assets

A contingent liability is a possible obligation that arises from past events and whose existence will only be confirmed by the occurrence or non-occurrence of one or more uncertain future events not wholly within the control of the Group. It can also be a present obligation arising from past events that is not recognised because it is not probable that an outflow of economic resources will be required or the amount of obligation cannot be measured reliably.

A contingent liability is not recognised as a provision but is disclosed in the notes to the financial statements. When a change in the probability of an outflow occurs so that outflow is probable, it will then be recognised as a provision.

A contingent asset is a possible asset that arises from past events and whose existence will only be confirmed by the occurrence or non-occurrence of one or more uncertain events not wholly within the control of the Group.

Contingent assets are not recognised but are disclosed in the notes to the financial statements when an inflow of economic benefits is probable. When the inflow is virtually certain, it will be recognised as an asset.

2.26 Related parties

For the purposes of these financial statements, a party is considered to be related to the Group if (i) that party controls, jointly controls or has significant influence over the Group; (ii) is a member of the same financial reporting group, such as parents, subsidiaries and fellow subsidiaries; (iii) is an associate or a joint venture of the Group or parent reporting group; (iv) is a key management personnel of the Group or parents; (v) the party is subject to common control with the Group; and (vi) an entity in which a person identified in (iv) controls. Related parties may be individuals or entities.

財務報表附註 (續)

3. 應用會計政策時之重大會計估計及判斷

本集團作出的會計估計和假設通常會影響下一會計年度的資產和負債的賬面價值。該等估計及判斷是根據過往歷史經驗及於有關情況下被認為合理之其他因素，包括對未來事件的預期而作出，並會持續接受評估。對因必要的估計及判斷轉變，而會影響其賬面值的資產及負債項目範圍，將列示如下。如可釐定，重要假設或其他估量所存在之不明朗因素及其轉變所帶來之影響將於以下列出。而未來有可能根據實際情況的變化對這些會計估計做出重大調整。

3.1 貸款及應收款減值準備

本集團至少每季對貸款組合的減值損失情況進行一次評估。於決定是否確認減值損失於收益表時，本集團於識別某一貸款組合內個別貸款之減值損失前，會首先判斷是否有可觀察數據顯示該貸款組合所產生之未來預計現金流量將出現有可量度之下降。該證據包括能顯示該組合內借款人之還款狀況有不利轉變的可觀察資料（如拖欠或逾期還款）或與組合內貸款資產違約有關的經濟狀況。管理層於估計未來現金流量時，將根據具有與該組合類似之信貸風險特徵及客觀減值證據之資產之過往損失經驗作為估計基準。用作估計未來現金流量金額及時間之方法及假設會被定期檢討。

截至 2014 年 12 月 31 日的貸款及應收款賬面價值已列示於附註 23。

Notes to the Financial Statements (continued)

3. Critical accounting estimates and judgements in applying accounting policies

The Group makes estimates and assumptions that affect the carrying amounts of assets and liabilities within the next financial year. Estimates and judgements are continually evaluated and are based on historical experience and other factors, including expectations of future events that are believed to be reasonable under the circumstances. Areas susceptible to changes in essential estimates and judgements, which affect the carrying amount of assets and liabilities, are set out below. The effect of changes to either the key assumptions or other estimation uncertainties will be presented below if it is practicable to determine. It is possible that actual results may require material adjustments to the estimates referred to below.

3.1 Impairment allowances on loans and advances

The Group reviews its loan portfolios to assess impairment at least on a quarterly basis. In determining whether an impairment loss should be recorded in the income statement, the Group makes judgements as to whether there is any observable data indicating that there is a measurable decrease in the estimated future cash flows from a portfolio of loans and advances before the decrease can be identified with an individual loan in that portfolio. This evidence may include observable data indicating that there has been an adverse change in the payment status of borrowers in a group (e.g. payment delinquency or default), or economic conditions that correlate with defaults on assets in the group. The Management uses estimates based on historical loss experience for assets with credit risk characteristics and objective evidence of impairment similar to those in the portfolio when estimating expected future cash flows. The methodology and assumptions used for estimating both the amount and timing of future cash flows are reviewed regularly.

Carrying amounts of loans and advances as at 31 December 2014 are shown in Note 23.

財務報表附註 (續)

Notes to the Financial Statements (continued)

3. 應用會計政策時之重大會計估計及判斷 (續)

3. Critical accounting estimates and judgements in applying accounting policies (continued)

3.2 持有至到期日和可供出售證券減值

3.2 Impairment of held-to-maturity and available-for-sale securities

本集團至少每季對其持有至到期日和可供出售投資組合的減值損失情況進行一次評估。於決定該等投資是否出現減值時，會評估其風險特徵和表現，例如外部信用評級、市場價值等。本集團會參照該等組合的市場表現、發行人的目前付款情況、相關資產表現、與抵押資產違約直接相關的經濟情況，而對每一項投資的違約率和損失嚴重性作出估計。減值評估中所使用的方法和假設會被定期檢討。

The Group reviews its held-to-maturity and available-for-sale investment portfolios to assess impairment at least on a quarterly basis. In determining whether any of these investments is impaired, risk characteristics and performance such as external credit rating, market price etc will be assessed. The Group makes estimates on the default rate and loss severity of each investment with reference to market performance of the portfolios, current payment status of the issuers or performance of the underlying assets, or economic conditions that correlate with defaults on the collateralised assets. The methodology and assumptions used for impairment assessments are reviewed regularly.

截至2014年12月31日的證券投資賬面值已列示於附註25。

Carrying amounts of investment in securities as at 31 December 2014 are shown in Note 25.

財務報表附註 (續)

Notes to the Financial Statements (continued)

3. 應用會計政策時之重大會計估計及判斷 (續)

3. Critical accounting estimates and judgements in applying accounting policies (continued)

3.3 衍生金融工具的公平值

3.3 Fair values of derivative financial instruments

沒有活躍市場報價之衍生金融工具，其公平值會根據估值方法釐定。所採用之估值方法包括貼現現金流量分析，以及從外間購入，並被業內廣泛採用之財務分析或風險管理系統之內置模型，如期權定價模型。在實際操作可行的情況下，定價模型會採用可觀察數據。若估值模型未有考慮某些因素，如信貸風險，估值調整將有可能被採用。選用適合的估值參數、假設和模型技術需要管理層的判斷和估計。具體詳情可參閱附註5。

The fair values of derivative financial instruments that are not quoted in active markets are determined by using valuation techniques. Valuation techniques used include discounted cash flows analysis and models with built-in functions available in externally acquired financial analysis or risk management systems widely used by the industry such as option pricing models. To the extent practical, the models use observable data. In addition, valuation adjustments may be adopted if factors such as credit risk are not considered in the valuation models. Management judgement and estimates are required for the selection of appropriate valuation parameters, assumptions and modeling techniques. Further details will be discussed in Note 5.

截至2014年12月31日的衍生金融工具賬面值已列示於附註22。

Carrying amounts of derivative financial instruments as at 31 December 2014 are shown in Note 22.

3.4 持有至到期日證券

3.4 Held-to-maturity securities

本集團跟循香港會計準則第39號之指引，將具有固定或確定付款額及還款期的若干非衍生金融資產分類為持有至到期日證券。此分類需運用重大判斷。於使用該判斷時，本集團會考慮其持有之意向及能持有該資產至到期日之能力。除香港會計準則第39號所列出的特定情況外（例如出售之金額不重大；於接近到期日出售；或因信貸顯著轉差而出售），若本集團未能持有該等投資至到期日，則整個類別需被重新分類為可供出售證券，而該投資將以公平值計量，而不能以攤餘成本計量。

The Group follows the guidance of HKAS 39 in classifying certain non-derivative financial assets with fixed or determinable payments and fixed maturity as held-to-maturity securities. This classification requires significant management judgement to evaluate the Group's intention and ability to hold such investments to maturity. If the Group fails to hold these investments to maturity other than for specific circumstances defined in HKAS 39, such as selling an insignificant amount, selling close to maturity or due to significant credit deterioration of such investments, it will be required to reclassify the entire portfolio of financial assets as available-for-sale securities. The investments would then be measured at fair value and not amortised cost.

截至2014年12月31日的持有至到期日證券賬面值已列示於附註25。

Carrying amounts of held-to-maturity securities as at 31 December 2014 are shown in Note 25.

財務報表附註 (續) Notes to the Financial Statements (continued)

4. 金融風險管理

本集團因從事各類業務而涉及金融風險。主要金融風險包括信貸風險、市場風險(包括外匯風險及利率風險)及流動資金風險。本附註概述本集團的這些風險承擔, 以及其目標、風險管理的管治架構、政策與程序及量度這些風險的方法。

金融風險管理架構

本集團風險管理管治架構覆蓋業務發展的全部過程, 以保證在業務經營中的各類風險都能得到有效管理及控制。本集團擁有完善的風險管理架構, 並有一套全面的風險管理政策及程序, 用以識別、量度、監察及控制可能出現的各類風險。本集團亦定期重檢及更新風險管理政策及程序, 以配合市場及業務策略的轉變。不同層面的風險承擔者分別負責與其相關的風險管理責任。

董事會代表著股東的利益, 是本集團風險管理的最高決策機構, 並對風險管理負最終責任。董事會在其屬下委員會的協助下, 負責確定本集團的風險管理策略, 並確保本集團具備有效的風險管理系統以落實執行有關策略。

風險委員會是董事會成立的常設委員會, 負責監察本集團的各類風險; 審批高層次的風險相關政策, 並監督其執行; 審查重大的或高風險的風險承擔或交易, 並對認為不應該進行的交易行使否決權。稽核委員會協助董事會履行內部監控系統的監控職責。

4. Financial risk management

The Group is exposed to financial risks as a result of engaging in a variety of business activities. The principal financial risks are credit risk, market risk (including currency risk and interest rate risk) and liquidity risk. This note summarises the Group's exposures to these risks, as well as its objectives, risk management governance structure, policies and processes for managing and the methods used to measure these risks.

Financial risk management framework

The Group's risk management governance structure is designed to cover all business processes and ensures various risks are properly managed and controlled in the course of conducting business. The Group has a robust risk management organisational structure with a comprehensive set of policies and procedures to identify, measure, monitor and control various risks that may arise. These risk management policies and procedures are regularly reviewed and updated to reflect changes in markets and business strategies. Various groups of risk takers assume their respective responsibilities for risk management.

The Board of Directors, representing the interests of shareholders, is the highest decision-making authority of the Group and has the ultimate responsibility for risk management. The Board, with the assistance of its committees, has the primary responsibility for the formulation of risk management strategies and ensuring that the Group has an effective risk management system to implement these strategies.

The Risk Committee ("RC"), a standing committee established by the Board of Directors, is responsible for overseeing the Group's various types of risks, approving high-level risk-related policies and monitoring their implementation, reviewing significant or high risk exposures or transactions and exercising its power of veto if it considers that any transaction should not proceed. The Audit Committee assists the Board in fulfilling its role in overseeing the internal control system.

財務報表附註 (續) Notes to the Financial Statements (continued)

4. 金融風險管理 (續) 4. Financial risk management (continued)

金融風險管理架構 (續)

總裁負責管理本集團各類風險，審批詳細的風險管理政策，在董事會授權範圍內審批重大風險承擔或交易。風險總監負責協助總裁履行對各類風險日常管理的職責，提出新的風險管理策略、項目和措施以配合監管要求的變化，從而更好地監察及管理新業務、產品及營運環境轉變而引致的風險。風險總監還在授權範圍內負責審核重大風險承擔或交易，並對認為不應該進行的交易行使否決權。

本集團的不同單位都有其相應的風險管理責任。業務單位是風險管理的第一道防線，而風險管理單位則獨立於業務單位，負責各類風險的日常管理，以及草擬、檢查和更新各類風險管理政策和程序。

本集團的主要附屬銀行南商、南商(中國)及集友，亦採用與本集團一致的風險管理政策。中銀香港風險管理單位按照各自分工，監督附屬公司的相關風險管理情況。

本集團建立了合適的內部控制程序，包括設立權責分立清晰的組織架構，以監察業務運作是否符合既定政策、程序及限額。適當的匯報機制也充分地使監控職能獨立於業務範疇，同時促成機構內適當的職責分工，有助營造適當的內部控制環境。

Financial risk management framework (continued)

The Chief Executive ("CE") is responsible for managing the Group's various types of risks, approving detailed risk management policies, and material risk exposures or transactions within his authority delegated by the Board of Directors. The Chief Risk Officer ("CRO") assists the CE in fulfilling his responsibilities for the day-to-day management of risks. The CRO is responsible for initiating new risk management strategies, projects and measures that will enable the Group to better monitor and manage new risk issues or areas that may arise from time to time from new businesses, products and changes in the operating environment. The CRO will also take appropriate initiatives in response to regulatory changes. The CRO is also responsible for reviewing material risk exposures or transactions within his delegated authority and exercising his power of veto if he believes that any transaction should not proceed.

Various units of the Group have their respective risk management responsibilities. Business units act as the first line of defence while risk management units, which are independent from the business units, are responsible for the day-to-day management of different kinds of risks. Risk management units have the primary responsibilities for drafting, reviewing and updating various risk management policies and procedures.

The Group's principal banking subsidiaries, NCB, NCB (China) and Chiyu, are subject to risk policies that are consistent with those of the Group. Risk management units of BOCHK monitor the risk management status of these subsidiaries.

The Group has put in place appropriate internal control systems, including establishment of an organisation structure that sets clear lines of authority and responsibility for monitoring compliance with policies, procedures and limits. Proper reporting lines also provide sufficient independence of the control functions from the business areas, as well as adequate segregation of duties throughout the organisation which helps to promote an appropriate internal control environment.

財務報表附註（續） Notes to the Financial Statements (continued)

4. 金融風險管理（續） 4. Financial risk management (continued)

產品開發及風險監控

為了提高風險評估及監控工作的有效性，本集團建立了一套完善的產品開發及風險監控管理制度。在產品開發過程中，本集團各單位具有清晰的職責及分工，並制定了適當的風險盡職審查程序。

根據董事會及管理層提出的發展目標，產品管理單位負責提出相應的業務發展和產品開發計劃，進行具體的產品開發工作。策略發展部門負責確保業務發展和產品開發計劃符合集團整體策略；風險管理、法律、合規及財務等方面的專責部門負責對風險評估結果進行審核。

除負責本單位新產品開發項目的管理工作外，產品管理單位將與風險評估部門共同負責識別和評估項目所涉及的各項風險。風險評估部門需要對項目的風險評估結果和風險管理措施進行獨立審查，只有在風險評估部門滿意盡職審查結果，有關產品才可推出市場。

對於提供予客戶的財資產品則採納更審慎的方法，所有新的財資產品在推出前，都必須經由專責委員會審批同意通過。

4.1 信貸風險

信貸風險指因客戶或交易對手未能或不願意履行償債責任而造成損失的風險。本集團的交易賬和銀行賬、以及資產負債表內和表外均存在這種風險。信貸風險主要來自借貸、貿易融資及資金業務。

Product development and risk monitoring

To ensure the effectiveness of risk assessment and monitoring, the Group has a comprehensive product development and risk monitoring system where roles and responsibilities of all related units are clearly defined and proper due diligence processes on product development are in place.

In accordance with the strategic objectives set by the Board and the Management, respective product management units are responsible for formulating business and product development plans, and proceeding to specific product development activities. The department of strategic development shall ensure the plans are aligned with the Group's overall strategies. Departments that are responsible for risk management, legal, compliance and finance etc. are accountable for risk assessment and review.

Apart from product development, respective product management units shall work closely with relevant risk evaluating departments to identify and assess the risks of new products. Risk evaluating departments shall conduct independent review on the risk assessment results and the corresponding risk management measures. Products can only be launched upon completion of the product due diligence process to the satisfaction of all risk evaluating departments.

A prudent approach is adopted in offering treasury products to our clients. All new treasury products require approval from a special committee before launching.

4.1 Credit Risk

Credit risk is the risk of loss that a customer or counterparty is unable to or unwilling to meet its contractual obligations. Credit risk exists in the trading book and banking book, as well as from on- and off-balance sheet transactions of the Group. It arises principally from lending, trade finance and treasury businesses.

財務報表附註（續） Notes to the Financial Statements (continued)

4. 金融風險管理（續） 4. Financial risk management (continued)

4.1 信貸風險（續）

信貸風險管理架構

本集團制定了一套全面的信貸風險管理政策與程序和恰當的信貸風險限額，用以管理及控制信貸風險。本集團定期重檢及更新該等政策與程序及信貸風險限額，以配合市場及業務策略的轉變。

本集團的組織架構制定了明確的授權及職責，以監控遵守政策、程序及限額的情況。

信貸風險主管負責主持各類信貸風險管理工作，直接向風險總監匯報，並在與本集團制定的信貸風險管理原則及要求相一致前提下管控附屬機構的信貸風險承擔。本集團的不同單位都有其相應的信貸風險管理責任。業務單位是風險管理的第一道防線，而風險管理部則獨立於業務單位，負責信貸風險的日常管理，對信貸風險的識別、量度、監督和控制做獨立的盡職調查，確保有效的制約與平衡，以及草擬、檢查和更新信貸風險管理政策與程序。風險管理部同時負責設計、開發及維護本集團的內部評級體系，並確保符合相關的監管要求。

本集團的主要附屬銀行南商、南商（中國）及集友，根據本集團的營運總則，亦採用與本集團一致的信貸風險管理政策。這些附屬公司獨立執行其信貸風險管理策略，並定期向本集團管理層匯報。

4.1 Credit Risk (continued)

Credit risk management framework

The Group has formulated a comprehensive set of credit risk management policies and procedures, and appropriate credit risk limits to manage and control credit risk that may arise. These policies, procedures and credit risk limits are regularly reviewed and updated to cope with changes in market conditions and business strategies.

The Group's organisation structure establishes a clear set of authority and responsibility for monitoring compliance with policies, procedures and limits.

The Chief Credit Officer, who reports directly to the CRO, takes charge of credit risk management and is also responsible for the control of credit risk exposures of subsidiaries in line with the credit risk management principles and requirements set by the Group. Various units of the Group have their respective credit risk management responsibilities. Business units act as the first line of defence. The Risk Management Department ("RMD"), which is independent from the business units, is responsible for the day-to-day management of credit risks and has the primary responsibility for providing an independent due diligence through identifying, measuring, monitoring and controlling credit risk to ensure an effective checks and balances, as well as drafting, reviewing and updating credit risk management policies and procedures. It is also responsible for the design, development and maintenance of the Group's internal rating system and ensures the system complies with the relevant regulatory requirements.

In accordance with Group's operating principle, the Group's principal banking subsidiaries, NCB, NCB (China) and Chiyu, have also formulated their own credit risk policies that are consistent with those of the Group. These subsidiaries execute their risk management strategies independently and report to the Group's Management on a regular basis.

財務報表附註 (續) Notes to the Financial Statements (continued)

4. 金融風險管理 (續) 4. Financial risk management (continued)

4.1 信貸風險 (續)

信貸風險管理架構 (續)

總裁在董事會授予之權限內按管理需要轉授權予相關下級人員。本集團按照信貸業務性質、評級、交易風險的程度、信貸風險承擔大小，設置信貸業務的審批權限。

信貸風險評估及監控

因應迅速變化的市場情況，本集團已持續重檢信貸策略，並對關注的組合開展嚴格的信貸重檢。

貸款

不同客戶、交易對手或交易會根據其風險程度採用不同的信貸審批及監控程序。須由副總裁級或以上人員審批的重大授信，由信貸和其他業務專家組成的信貸評審委員會進行獨立風險評審。非零售風險承擔授信申請由風險管理單位進行獨立審核、客觀評估，並確定債務人評級（按照違約概率程度）和授信等級（按照違約損失率程度）以支持信貸審批；零售授信交易包括零售小企業貸款、住宅按揭貸款、私人貸款及信用卡等採取零售內部評級系統進行信貸風險評估。本集團會應用貸款分類級別、債務人評級、授信等級和損失預測結果（如適用）於支持信貸審批。

4.1 Credit Risk (continued)

Credit risk management framework (continued)

The Board of Directors delegates credit approval authority to the CE. The CE can further delegate to the subordinates within his limit authorised by the Board of Directors. The Group sets the limits of credit approval authority according to the business nature, rating, the level of transaction risk, and the extent of the credit exposure.

Credit risk measurement and control

In view of the rapidly changing market conditions, the Group has been continuously revisiting its credit strategies and conducting rigorous reviews on the concerned portfolios.

Advances

Different credit approval and control procedures are adopted according to the level of risk associated with the customer, counterparty or transaction. The Credit Risk Assessment Committee, comprising experts from credit and other functions, is responsible for making an independent assessment of material credit which requires the approval of Deputy Chief Executives ("DCE") or above. Credit applications for non-retail exposures are independently reviewed and objectively assessed by risk management units. Obligor ratings (in terms of probability of default) and facility ratings (in terms of loss given default) are assigned to these portfolios to support credit approval. Retail internal rating systems are deployed in the risk assessment of retail credit transactions, including small business retail exposures, residential mortgage loans, personal loans and credit cards. Loan grades, obligor and facility ratings as well as loss estimates (if applicable) are used to support credit approval.

財務報表附註 (續) Notes to the Financial Statements (continued)

4. 金融風險管理 (續) 4. Financial risk management (continued)

4.1 信貸風險 (續)

信貸風險評估及監控(續)

貸款 (續)

本集團亦會應用貸款分類級別、債務人評級和損失預測結果(如適用)於支持信貸監控、信貸風險報告及分析。對於非零售風險承擔,本集團會對較高風險的客戶採取更頻密的評級重檢及更密切的監控;對於零售風險承擔則會在組合層面應用每月更新的內部評級及損失預測結果進行監察,對識別為高風險組別客戶,會進行更全面檢討。

本集團使用的內部評級總尺度表能與標準普爾(Standard & Poor's)外部信用評級相對應。該內部評級總尺度表結構符合香港《銀行業條例》項下《銀行業(資本)規則》的要求。

風險管理部定期提供信貸風險管理報告,並按管理委員會、風險委員會及董事會的特別要求,提供專題報告,以供其持續監控信貸風險。

4.1 Credit Risk (continued)

Credit risk measurement and control (continued)

Advances (continued)

The Group also uses loan grades, obligor ratings and loss estimates (if applicable) to support credit monitoring, reporting and analysis of credit risk information. For non-retail exposures, more frequent rating review and closer monitoring are required for higher-risk customers. For retail exposures, monthly updated internal ratings and loss estimates are used for credit monitoring on a portfolio basis. More comprehensive review is required for obligors being identified under high-risk pools.

The Group employs an internal master rating scale that can be mapped to Standard & Poor's external credit ratings. The structure of internal master rating scale is in compliance with the requirement of the Banking (Capital) Rules under the Hong Kong Banking Ordinance.

RMD provides regular credit management information reports and ad hoc reports to the MC, RC and Board of Directors to facilitate their continuous monitoring of credit risk.

財務報表附註 (續) Notes to the Financial Statements (continued)

4. 金融風險管理 (續) 4. Financial risk management (continued)

4.1 信貸風險 (續)

信貸風險評估及監控 (續)

貸款 (續)

本集團也會按照行業、地區、客戶或交易對手等維度識別信貸風險集中度，並監察每一交易對手信貸風險、信貸資產組合質素、信貸風險集中度的變化，定期向本集團管理層匯報。

2014年，本集團繼續參照金管局貸款分類制度的指引，實施信貸資產的五級分類如下：

「合格」是指借款人目前有履行還款責任的貸款，同時全數償還利息及本金的機會也不成疑問。

「需要關注」是指借款人正面對困難，可能會影響本集團收回貸款的本金及利息。現時並未預期出現最終損失，但如不利情況持續，有可能出現最終損失。

「次級」是指借款人正出現明顯問題，以致可能影響還款的貸款。

「呆滯」是指不大可能全數收回，而本集團在扣除抵押品的可變現淨值後預計會承受本金和／或利息虧損的貸款。

「虧損」是指用盡所有追討欠款方法後(如變賣抵押品、提出法律訴訟等)仍被視為無法收回的貸款。

4.1 Credit Risk (continued)

Credit risk measurement and control (continued)

Advances (continued)

In addition, the Group identifies credit concentration risk by industry, geography, customer and counterparty. The Group monitors changes to counterparties credit risk, quality of the credit portfolio and risk concentrations, and reports regularly to the Group's Management.

In the year of 2014, the Group continues to adopt loan grading criteria which divide credit assets into 5 categories with reference to HKMA's guidelines, as below:

“Pass” represents loans where the borrower is current in meeting its repayment obligations and full repayment of interest and principal is not in doubt.

“Special Mention” represents loans where the borrower is experiencing difficulties which may threaten the Group's position. Ultimate loss is not expected at this stage but could occur if adverse conditions persist.

“Substandard” represents loans where the borrower displays a definable weakness that is likely to jeopardise repayment.

“Doubtful” represents loans where collection in full is improbable and the Group expects to sustain a loss of principal and/or interest, taking into account the net realisable value of the collateral.

“Loss” represents loans which are considered uncollectible after all collection options (such as the realisation of collateral or the institution of legal proceedings) have been exhausted.

財務報表附註 (續) Notes to the Financial Statements (continued)

4. 金融風險管理 (續) 4. Financial risk management (continued)

4.1 信貸風險 (續)

信貸風險評估及監控 (續)

債務證券及衍生產品

對於債務證券投資及證券化資產，本集團會應用債務人評級或外部信用評級、通過評估證券相關資產的質素及設定客戶及證券發行人信貸限額，以管理債務證券及證券化資產的信貸風險；對於衍生產品，本集團會採用客戶限額及與貸款一致的審批及監控程序管理信貸風險，並制定持續監控及止損程序。

減值評估中所使用的方法和假設會被定期檢討。在評估資產抵押債券 (ABS) 與按揭抵押債券 (MBS) 的減值時，本集團一直以市場價格的顯著下降及相關資產的信貸轉壞作為減值的重要指標。本集團亦會考慮其他減值的客觀證據，包括流動性對市場價格的影響和每一筆由本集團持有的 ABS 與 MBS 的損失覆蓋率變化情況。

結算風險主要來自交易對手相關外匯交易，並同時產生自衍生產品交易因以現金、證券或股票結算支付時，尚未相應收回對方的現金、證券或股票。本集團對各交易對手或客戶制定每日結算限額，以涵蓋任何單一日子本集團的交易而產生的所有結算風險。

4.1 Credit Risk (continued)

Credit risk measurement and control (continued)

Debt securities and derivatives

For investments in debt securities and securitisation assets, the obligor ratings or external credit ratings, assessment of the underlying assets and credit limits setting on customer/security issuer basis are used for managing credit risk associated with the investment. For derivatives, the Group sets customer limits to manage the credit risk involved and follows the same approval and control processes as applied for advances. On-going monitoring and stop-loss procedures are established.

The methodology and assumptions used for impairment assessments are reviewed regularly. In evaluating impairment of asset backed securities ("ABS") and mortgage backed securities ("MBS"), the Group continued to use a significant decline in market price and credit deterioration of the underlying assets to be the key indicators of impairment. The Group also considered other objective evidence of impairment, taking into account the impact of liquidity on market prices and the movement in loss coverage ratios of individual ABS and MBS held by the Group.

Settlement risk arises mainly from foreign exchange transactions with counterparties and also from derivatives transactions in any situation where a payment in cash, securities or equities is made in the expectation of a corresponding receipt in cash, securities or equities. Daily settlement limits are established for each counterparty or customer to cover all settlement risk arising from the Group's market transactions on any single day.

財務報表附註 (續) Notes to the Financial Statements (continued)

4. 金融風險管理 (續) 4. Financial risk management (continued)

4.1 信貸風險 (續)

抵押品及其他改善信貸條件

本集團制定抵押品估值及管理的信貸風險管理政策與程序，明確抵押品的接受準則、法律有效力、貸款與估值比率、估損折扣比率、估值及保險等規定。本集團須定期重估抵押品價值，並按抵押品種類、授信性質及風險狀況而採用不同的估值頻率及方式。物業是本集團主要抵押品，本集團已建立機制利用指數以組合形式對物業進行估值。抵押品須購買保險並以本集團作為第一受益人。個人貸款以物業、存款及證券作為主要抵押品；工商貸款則主要以物業、證券、應收賬項、存款及機器作押。

對於由第三者提供擔保的貸款，本集團會評估擔保人的財政狀況、信貸紀錄及履約能力。

於 2014 年 12 月 31 日，本集團並無持有任何允許於借款人未違約情況下出售或再抵押之抵押品 (2013 年：無)。

4.1 Credit Risk (continued)

Collateral held as security and other credit enhancements

The valuation and management of collateral have been documented in the credit risk management policies and procedures which cover acceptance criteria, validity of collateral, loan-to-value ratio, haircut ratio, valuation and insurance, etc. The collateral is revalued on a regular basis, though the frequency and the method used varies with the type of collateral involved and the nature and the risk of the underlying credit. The Group has established a mechanism to update the value of its main type of collateral, real estate properties, with the use of public indices on a portfolio basis. Collateral is insured with the Group as the beneficiary. In the personal sector, the main types of collateral are real estate properties, cash deposits and securities. In the commercial and industrial sector, the main types of collateral are real estate properties, securities, receivables, cash deposits and machinery.

For loans guaranteed by a third party, the Group will assess the guarantor's financial condition, credit history and ability to meet obligations.

As at 31 December 2014, the Group did not hold any collateral that it was permitted to sell or re-pledge in the absence of default by the borrower (2013: Nil).

財務報表附註 (續) Notes to the Financial Statements (continued)

4. 金融風險管理 (續) 4. Financial risk management (continued)

4.1 信貸風險 (續)

(A) 信貸風險承擔

本集團之最高信貸風險承擔是未考慮任何抵押品或其他改善信貸條件的最大風險承擔。對於資產負債表內資產，最高信貸風險承擔相等於其賬面值。對於開出擔保函，最高信貸風險承擔是被擔保人要求本集團代為償付債務的最高金額。對於貸款承擔及其他信貸有關負債，最高信貸風險承擔為授信承諾的全額。

以下為所持抵押品及其他改善信貸條件的性質及其對本集團各類金融資產的覆蓋程度。

在銀行及其他金融機構的結餘及定期存放

考慮到交易對手的性質，一般會視為低風險承擔。因此一般不會就此等資產尋求抵押品。

公平值變化計入損益之金融資產及證券投資

一般不會就債務證券尋求抵押品。

4.1 Credit Risk (continued)

(A) Credit exposures

The maximum credit exposure is the worst case scenario of exposure to the Group without taking into account any collateral held or other credit enhancements. For on-balance sheet assets, the maximum exposure to credit risk equals their carrying amount. For letters of guarantee issued, the maximum exposure to credit risk is the maximum amount that the Group could be required to pay if the guarantees are called upon. For loan commitment and other credit related liabilities, the maximum exposure to credit risk is the full amount of the committed facilities.

The nature of the collateral held and other credit enhancements and their financial effect to the different classes of the Group's financial assets are as follows.

Balances and placements with banks and other financial institutions

These exposures are generally considered to be low risk due to the nature of the counterparties. Collateral is generally not sought on these assets.

Financial assets at fair value through profit or loss and investment in securities

Collateral is generally not sought on debt securities.

財務報表附註 (續) Notes to the Financial Statements (continued)

4. 金融風險管理 (續) 4. Financial risk management (continued)

4.1 信貸風險 (續)

(A) 信貸風險承擔 (續)

衍生金融工具

本集團傾向以國際掉期及衍生工具協會出版的主協議(「ISDA 主協議」)作為衍生工具業務的協議文件。該 ISDA 主協議為做場外衍生交易提供合約框架,並載有於發生違約事件或終止事件後終止交易時所採用之淨額結算條款。此外,亦會視乎需要考慮於 ISDA 主協議之附約中附加信用支持附件。根據信用支持附件,抵押品會按情況由交易一方轉交另一方,以減少風險承擔。

貸款及其他賬項、或然負債及承擔

一般抵押品種類已載於第 113 頁。本集團根據對貸款及其他賬項、或然負債及承擔的個別風險承擔的評估,考慮適當之抵押品。有關客戶貸款之抵押品覆蓋率已分析於第 135 至 138 頁。或然負債及承擔之主要組合及性質已載於附註 42,就不需事先通知的無條件撤銷之承諾,如客戶的信貸質素下降,本集團會評估撤回其授信額度的需要性。於 2014 年 12 月 31 日,本集團及本銀行有抵押品覆蓋之或然負債及承擔分別為 9.4% (2013 年: 11.6%) 及 9.6% (2013 年: 12.4%)。

4.1 Credit Risk (continued)

(A) Credit exposures (continued)

Derivative financial instruments

The Master Agreement published by the International Swaps and Derivatives Association, Inc., ("ISDA Master Agreement") is the preferred agreement for documenting derivatives activities of the Group. It provides the contractual framework under which dealing activities of OTC transactions are conducted, and sets out close-out netting provisions upon termination following the occurrence of an event of default or a termination event. In addition, if deemed necessary, Credit Support Annex ("CSA") will be included to form part of the Schedule to the ISDA Master Agreement. Under a CSA, collateral is passed from one counterparty to another, as appropriate, to mitigate the exposures.

Advances and other accounts, contingent liabilities and commitments

The general types of collateral are disclosed on page 113. Advances and other accounts, contingent liabilities and commitments are collateralised to the extent considered appropriate by the Group taking account of the risk assessment of individual exposures. The collateral coverage of advances to customers is analysed on pages 135 to 138. The components and nature of contingent liabilities and commitments are disclosed in Note 42. Regarding the commitments that are unconditionally cancellable without prior notice, the Group would assess the necessity to withdraw the credit line in case where the credit quality of a borrower deteriorates. For contingent liabilities and commitments of the Group and the Bank, 9.4% (2013: 11.6%) and 9.6% (2013: 12.4%) are covered by collateral as at 31 December 2014 respectively.

財務報表附註 (續) Notes to the Financial Statements (continued)

4. 金融風險管理 (續) 4. Financial risk management (continued)

4.1 信貸風險 (續)

4.1 Credit Risk (continued)

(B) 總貸款及其他賬項

(B) Gross advances and other accounts

提取減值準備前之總貸款及其他賬項按產品類別概述如下：

Gross advances and other accounts before impairment allowances are summarised by product type as follows:

| | | 本集團 The Group | |
|--------|-----------------------|------------------|----------------|
| | | 2014 | 2013 |
| | | 港幣百萬元 HK\$m | 港幣百萬元 HK\$m |
| 客戶貸款 | Advances to customers | | |
| 個人 | Personal | | |
| - 按揭 | - Mortgages | 223,527 | 208,502 |
| - 信用卡 | - Credit cards | 14,059 | 12,678 |
| - 其他 | - Others | 46,333 | 33,297 |
| 公司 | Corporate | | |
| - 商業貸款 | - Commercial loans | 590,666 | 518,374 |
| - 貿易融資 | - Trade finance | 86,316 | 85,413 |
| | | 960,901 | 858,264 |
| 貿易票據 | Trade bills | 57,756 | 70,846 |
| 總計 | Total | 1,018,657 | 929,110 |

| | | 本銀行 The Bank | |
|--------|-----------------------|-----------------|----------------|
| | | 2014 | 2013 |
| | | 港幣百萬元 HK\$m | 港幣百萬元 HK\$m |
| 客戶貸款 | Advances to customers | | |
| 個人 | Personal | | |
| - 按揭 | - Mortgages | 199,725 | 186,699 |
| - 信用卡 | - Credit cards | 5,548 | 4,714 |
| - 其他 | - Others | 33,880 | 23,147 |
| 公司 | Corporate | | |
| - 商業貸款 | - Commercial loans | 464,456 | 396,849 |
| - 貿易融資 | - Trade finance | 77,718 | 76,103 |
| | | 781,327 | 687,512 |
| 貿易票據 | Trade bills | 39,594 | 55,631 |
| 總計 | Total | 820,921 | 743,143 |

財務報表附註 (續) **Notes to the Financial Statements (continued)**

4. 金融風險管理 (續) **4. Financial risk management (continued)**

4.1 信貸風險 (續)

(B) 總貸款及其他賬項
(續)

有明確到期日之貸款，若其本金或利息已逾期及仍未償還，則列作逾期貸款。須定期分期償還之貸款，若其中一次分期還款已逾期及仍未償還，則列作逾期處理。須即期償還之貸款若已向借款人送達還款通知，但借款人未按指示還款，或貸款一直超出借款人獲通知之批准貸款限額，亦列作逾期處理。

當有客觀證據反映貸款出現一項或多項損失事件，經過評估有關損失事件已影響其預期可靠的未來現金流，則該貸款已出現減值損失。

4.1 Credit Risk (continued)

(B) Gross advances and other accounts (continued)

Advances with a specific repayment date are classified as overdue when the principal or interest is past due and remains unpaid. Advances repayable by regular instalments are classified as overdue when an instalment payment is past due and remains unpaid. Advances repayable on demand are classified as overdue either when a demand for repayment has been served on the borrower but repayment has not been made in accordance with the instruction or when the advances have remained continuously outside the approved limit that was advised to the borrower.

Advances are impaired and impairment losses are incurred if, and only if, there is objective evidence of impairment as a result of one or more events that occurred and that loss event(s) has an impact on the estimated future cash flows of the advances that can be reliably estimated.

財務報表附註 (續) Notes to the Financial Statements (continued)

4. 金融風險管理 (續) 4. Financial risk management (continued)

4.1 信貸風險 (續)

(B) 總貸款及其他賬項 (續)

如有客觀證據反映貸款已出現減值損失，有關損失按賬面值與未來現金流折現值兩者間之差額計量；貸款已出現減值損失的客觀證據包括那些已有明顯訊息令本集團知悉的損失事件。

本集團根據以下客觀證據來決定是否已出現減值損失：

- 借款人出現重大的財務困難；
- 出現違約事件，例如不履行或逾期償還本金或利息；
- 當借款人出現財務困難，本集團基於經濟或法律因素考慮而特別給予借款人貸款條件上的優惠；
- 有證據顯示借款人將會破產或進行財務重整；或
- 其他明顯訊息反映有關貸款的未來現金流將會出現明顯下降。

4.1 Credit Risk (continued)

(B) Gross advances and other accounts (continued)

If there is objective evidence that an impairment loss on advances has been incurred, the amount of loss is measured as the difference between the carrying amount and the present value of estimated future cash flows generated by the advances. Objective evidence that advances are impaired includes observable data that comes to the attention of the Group about the loss events.

The criteria that the Group uses to determine that there is objective evidence of an impairment loss include:

- Significant financial difficulty incurred by the borrower;
- A breach of contract, such as a default or delinquency in principal or interest payment;
- For economic or legal reasons related to the borrower's financial difficulty, the Group has granted to the borrower a concession that it would not otherwise consider;
- Probable that the borrower will become bankrupt or undergo other financial reorganisation; or
- Other observable data indicating that there is a measurable decrease in the estimated future cash flows from such advances.

財務報表附註 (續) Notes to the Financial Statements (continued)

4. 金融風險管理 (續) 4. Financial risk management (continued)

4.1 信貸風險 (續)

(B) 總貸款及其他賬項
(續)

(a) 非減值未逾期
貸款

非減值未逾期貸款按內部信貸級別分析如下：

4.1 Credit Risk (continued)

(B) Gross advances and other accounts (continued)

(a) Advances neither overdue nor impaired

Advances that were neither overdue nor impaired are analysed by internal credit grades as follows:

| | | 本集團 The Group | | | |
|--------|-----------------------|------------------|----------------------------|----------------------------------|------------------|
| | | 2014 | | | |
| | | 合格 Pass | 需要關注 Special mention | 次級或以下 Substandard or below | 總計 Total |
| | | 港幣百萬元 HK\$'m | 港幣百萬元 HK\$'m | 港幣百萬元 HK\$'m | 港幣百萬元 HK\$'m |
| 客戶貸款 | Advances to customers | | | | |
| 個人 | Personal | | | | |
| - 按揭 | - Mortgages | 220,848 | 172 | 41 | 221,061 |
| - 信用卡 | - Credit cards | 13,456 | - | - | 13,456 |
| - 其他 | - Others | 45,773 | 60 | 21 | 45,854 |
| 公司 | Corporate | | | | |
| - 商業貸款 | - Commercial loans | 584,069 | 2,987 | 747 | 587,803 |
| - 貿易融資 | - Trade finance | 85,659 | 212 | 2 | 85,873 |
| | | 949,805 | 3,431 | 811 | 954,047 |
| 貿易票據 | Trade bills | 57,756 | - | - | 57,756 |
| 總計 | Total | 1,007,561 | 3,431 | 811 | 1,011,803 |

財務報表附註 (續) **Notes to the Financial Statements (continued)**

4. 金融風險管理 (續) **4. Financial risk management (continued)**

4.1 信貸風險 (續)

4.1 Credit Risk (continued)

(B) 總貸款及其他賬項
(續)

(B) Gross advances and other accounts (continued)

(a) 非減值未逾期
貸款 (續)

(a) Advances neither overdue nor impaired (continued)

| | | 本集團 The Group 2013 | | | |
|--------|-----------------------|--------------------------|----------------------------|----------------------------------|----------------|
| | | 合格 Pass | 需要關注 Special mention | 次級或以下 Substandard or below | 總計 Total |
| | | 港幣百萬元 HK\$m | 港幣百萬元 HK\$m | 港幣百萬元 HK\$m | 港幣百萬元 HK\$m |
| 客戶貸款 | Advances to customers | | | | |
| 個人 | Personal | | | | |
| - 按揭 | - Mortgages | 205,805 | 178 | 45 | 206,028 |
| - 信用卡 | - Credit cards | 12,213 | - | - | 12,213 |
| - 其他 | - Others | 32,706 | 125 | 11 | 32,842 |
| 公司 | Corporate | | | | |
| - 商業貸款 | - Commercial loans | 510,777 | 4,908 | 119 | 515,804 |
| - 貿易融資 | - Trade finance | 84,973 | 148 | 1 | 85,122 |
| | | 846,474 | 5,359 | 176 | 852,009 |
| 貿易票據 | Trade bills | 70,846 | - | - | 70,846 |
| 總計 | Total | 917,320 | 5,359 | 176 | 922,855 |

財務報表附註 (續) Notes to the Financial Statements (continued)

4. 金融風險管理 (續) 4. Financial risk management (continued)

4.1 信貸風險 (續)

4.1 Credit Risk (continued)

(B) 總貸款及其他賬項
(續)

(B) Gross advances and other accounts (continued)

(a) 非減值未逾期
貸款 (續)

(a) Advances neither overdue nor impaired (continued)

| | | 本銀行 The Bank | | | |
|--------|-----------------------|-----------------|----------------------------|----------------------------------|-----------------|
| | | 2014 | | | |
| | | 合格 Pass | 需要關注 Special mention | 次級或以下 Substandard or below | 總計 Total |
| | | 港幣百萬元 HK\$'m | 港幣百萬元 HK\$'m | 港幣百萬元 HK\$'m | 港幣百萬元 HK\$'m |
| 客戶貸款 | Advances to customers | | | | |
| 個人 | Personal | | | | |
| - 按揭 | - Mortgages | 197,370 | 142 | 39 | 197,551 |
| - 信用卡 | - Credit cards | 5,351 | - | - | 5,351 |
| - 其他 | - Others | 33,432 | 53 | 6 | 33,491 |
| 公司 | Corporate | | | | |
| - 商業貸款 | - Commercial loans | 461,246 | 1,399 | 704 | 463,349 |
| - 貿易融資 | - Trade finance | 77,375 | 29 | 2 | 77,406 |
| | | <u>774,774</u> | <u>1,623</u> | <u>751</u> | <u>777,148</u> |
| 貿易票據 | Trade bills | <u>39,594</u> | <u>-</u> | <u>-</u> | <u>39,594</u> |
| 總計 | Total | <u>814,368</u> | <u>1,623</u> | <u>751</u> | <u>816,742</u> |

財務報表附註 (續) Notes to the Financial Statements (continued)

4. 金融風險管理 (續) 4. Financial risk management (continued)

4.1 信貸風險 (續)

(B) 總貸款及其他賬項 (續)

(a) 非減值未逾期貸款 (續)

4.1 Credit Risk (continued)

(B) Gross advances and other accounts (continued)

(a) Advances neither overdue nor impaired (continued)

| | | 本銀行 The Bank | | | |
|--------|-----------------------|-----------------|----------------------------|----------------------------------|----------------|
| | | 2013 | | | |
| | | 合格 Pass | 需要關注 Special mention | 次級或以下 Substandard or below | 總計 Total |
| | | 港幣百萬元 HK\$m | 港幣百萬元 HK\$m | 港幣百萬元 HK\$m | 港幣百萬元 HK\$m |
| 客戶貸款 | Advances to customers | | | | |
| 個人 | Personal | | | | |
| - 按揭 | - Mortgages | 184,402 | 144 | 43 | 184,589 |
| - 信用卡 | - Credit cards | 4,570 | - | - | 4,570 |
| - 其他 | - Others | 22,766 | 18 | 9 | 22,793 |
| 公司 | Corporate | | | | |
| - 商業貸款 | - Commercial loans | 393,246 | 1,701 | 106 | 395,053 |
| - 貿易融資 | - Trade finance | 75,859 | 41 | 1 | 75,901 |
| | | 680,843 | 1,904 | 159 | 682,906 |
| 貿易票據 | Trade bills | 55,631 | - | - | 55,631 |
| 總計 | Total | 736,474 | 1,904 | 159 | 738,537 |

當貸款受全數抵押擔保，即使發生損失事件亦未必導致減值損失，當此等貸款被評為「次級」或以下，亦可視為非減值貸款於上表中列示。

The occurrence of loss event(s) may not necessarily result in impairment loss where the advances are fully collateralised. While such advances are of "substandard" or lower grades, they are regarded as not being impaired and have been included in the above tables.

財務報表附註 (續) **Notes to the Financial Statements (continued)**

4. 金融風險管理 (續) **4. Financial risk management (continued)**

4.1 信貸風險 (續)

4.1 Credit Risk (continued)

(B) 總貸款及其他賬項
(續)

(B) Gross advances and other accounts (continued)

(b) 逾期未減值貸款

(b) Advances overdue but not impaired

總逾期未減值貸款分析如下：

The gross amount of advances overdue but not impaired is analysed as follows:

| | | 本集團 The Group | | | | |
|--------|-----------------------|--|--|--|---|----------------|
| | | 2014 | | | | |
| | | 逾期超過 3 個月 但不超過 6 個月 Overdue for three months or less | 逾期超過 6 個月 但不超過 1 年 Overdue for six months but over three months | 逾期超過 6 個月 但不超過 1 年 Overdue for one year or less but over six months | 逾期 超過 1 年 Overdue for over one year | 總計 Total |
| | | 港幣百萬元 HK\$m | 港幣百萬元 HK\$m | 港幣百萬元 HK\$m | 港幣百萬元 HK\$m | 港幣百萬元 HK\$m |
| 客戶貸款 | Advances to customers | | | | | |
| 個人 | Personal | | | | | |
| - 按揭 | - Mortgages | 2,389 | 23 | 21 | 12 | 2,445 |
| - 信用卡 | - Credit cards | 529 | - | - | - | 529 |
| - 其他 | - Others | 423 | 6 | - | 7 | 436 |
| 公司 | Corporate | | | | | |
| - 商業貸款 | - Commercial loans | 1,276 | 19 | 9 | 20 | 1,324 |
| - 貿易融資 | - Trade finance | 96 | - | - | - | 96 |
| 總計 | Total | 4,713 | 48 | 30 | 39 | 4,830 |

財務報表附註 (續) **Notes to the Financial Statements (continued)**

4. 金融風險管理 (續) **4. Financial risk management (continued)**

4.1 信貸風險 (續)

4.1 Credit Risk (continued)

(B) 總貸款及其他賬項
(續)

(B) Gross advances and other accounts (continued)

(b) 逾期未減值貸款
(續)

(b) Advances overdue but not impaired (continued)

| | | 本集團 The Group | | | | |
|--------|-----------------------|--|--|---|---|----------------|
| | | 2013 | | | | |
| | | 逾期超過 3 個月 但不超過 6 個月 Overdue for three months or less | 逾期超過 6 個月 但不超過 1 年 Overdue six months or less but over three months | 逾期超過 6 個月 但不超過 1 年 Overdue for one year or less but over six months | 逾期 超過 1 年 Overdue for over one year | 總計 Total |
| | | 港幣百萬元 HK\$m | 港幣百萬元 HK\$m | 港幣百萬元 HK\$m | 港幣百萬元 HK\$m | 港幣百萬元 HK\$m |
| 客戶貸款 | Advances to customers | | | | | |
| 個人 | Personal | | | | | |
| - 按揭 | - Mortgages | 2,407 | 9 | 14 | 16 | 2,446 |
| - 信用卡 | - Credit cards | 436 | 1 | - | - | 437 |
| - 其他 | - Others | 408 | - | 5 | 4 | 417 |
| 公司 | Corporate | | | | | |
| - 商業貸款 | - Commercial loans | 740 | 20 | 2 | 32 | 794 |
| - 貿易融資 | - Trade finance | 32 | - | 1 | - | 33 |
| 總計 | Total | <u>4,023</u> | <u>30</u> | <u>22</u> | <u>52</u> | <u>4,127</u> |

財務報表附註 (續) Notes to the Financial Statements (continued)

4. 金融風險管理 (續) 4. Financial risk management (continued)

4.1 信貸風險 (續)

4.1 Credit Risk (continued)

(B) 總貸款及其他賬項
(續)

(B) Gross advances and other accounts (continued)

(b) 逾期未減值貸款
(續)

(b) Advances overdue but not impaired (continued)

| | | 本銀行 The Bank | | | | |
|--------|-----------------------|--|--|---|---|----------------|
| | | 2014 | | | | |
| | | 逾期超過 3 個月 但不超過 6 個月 逾期 3 個月 或以下 Overdue for three months or less | 逾期超過 6 個月 Overdue for six months or less but over three months | 逾期超過 6 個月 但不超過 1 年 Overdue for one year or less but over six months | 逾期 超過 1 年 Overdue for over one year | 總計 Total |
| | | 港幣百萬元 HK\$m | 港幣百萬元 HK\$m | 港幣百萬元 HK\$m | 港幣百萬元 HK\$m | 港幣百萬元 HK\$m |
| 客戶貸款 | Advances to customers | | | | | |
| 個人 | Personal | | | | | |
| - 按揭 | - Mortgages | 2,132 | 18 | 17 | 5 | 2,172 |
| - 信用卡 | - Credit cards | 185 | - | - | - | 185 |
| - 其他 | - Others | 354 | 6 | - | 1 | 361 |
| 公司 | Corporate | | | | | |
| - 商業貸款 | - Commercial loans | 531 | - | - | 10 | 541 |
| - 貿易融資 | - Trade finance | 83 | - | - | - | 83 |
| 總計 | Total | 3,285 | 24 | 17 | 16 | 3,342 |

財務報表附註 (續) **Notes to the Financial Statements (continued)**

4. 金融風險管理 (續) **4. Financial risk management (continued)**

4.1 信貸風險 (續)

4.1 Credit Risk (continued)

(B) 總貸款及其他賬項
(續)

(B) Gross advances and other accounts (continued)

(b) 逾期未減值貸款
(續)

(b) Advances overdue but not impaired (continued)

| | | 本銀行 The Bank | | | | |
|--------|-----------------------|--|--|---|---|----------------|
| | | 2013 | | | | |
| | | 逾期超過 3 個月 但不超過 6 個月 Overdue for three months or less | 逾期超過 6 個月 Overdue for three months or less | 逾期超過 6 個月 但不超過 1 年 Overdue for one year or less but over six months | 逾期 超過 1 年 Overdue for over one year | 總計 Total |
| | | 港幣百萬元 HK\$m | 港幣百萬元 HK\$m | 港幣百萬元 HK\$m | 港幣百萬元 HK\$m | 港幣百萬元 HK\$m |
| 客戶貸款 | Advances to customers | | | | | |
| 個人 | Personal | | | | | |
| - 按揭 | - Mortgages | 2,089 | 9 | 2 | 10 | 2,110 |
| - 信用卡 | - Credit cards | 135 | - | - | - | 135 |
| - 其他 | - Others | 323 | - | - | 3 | 326 |
| 公司 | Corporate | | | | | |
| - 商業貸款 | - Commercial loans | 373 | - | - | 26 | 399 |
| - 貿易融資 | - Trade finance | 23 | - | - | - | 23 |
| 總計 | Total | <u>2,943</u> | <u>9</u> | <u>2</u> | <u>39</u> | <u>2,993</u> |

財務報表附註 (續) Notes to the Financial Statements (continued)

4. 金融風險管理 (續) 4. Financial risk management (continued)

4.1 信貸風險 (續)

(B) 總貸款及其他賬項 (續)

(c) 減值貸款

已個別識別減值
貸款按產品類別
分析如下：

4.1 Credit Risk (continued)

(B) Gross advances and other accounts (continued)

(c) Impaired advances

Advances individually identified to be impaired are analysed by product type as follows:

| | | 本集團 The Group | | | |
|------------------------------|---|--------------------------|---|--------------------------|---|
| | | 2014 | | 2013 | |
| | | 總貸款 Gross advances | 抵押品 市值 Market value of collateral | 總貸款 Gross advances | 抵押品 市值 Market value of collateral |
| | | 港幣百萬元 HK\$m | 港幣百萬元 HK\$m | 港幣百萬元 HK\$m | 港幣百萬元 HK\$m |
| 客戶貸款 | Advances to customers | | | | |
| 個人 | Personal | | | | |
| - 按揭 | - Mortgages | 21 | 15 | 28 | 31 |
| - 信用卡 | - Credit cards | 74 | - | 28 | - |
| - 其他 | - Others | 43 | 10 | 38 | 6 |
| 公司 | Corporate | | | | |
| - 商業貸款 | - Commercial loans | 1,539 | 1,356 | 1,776 | 1,559 |
| - 貿易融資 | - Trade finance | 347 | 173 | 258 | 183 |
| 總計 | Total | 2,024 | 1,554 | 2,128 | 1,779 |
| 就有關貸款作出 之減值準備 | Impairment allowances made in respect of such advances | 1,145 | | 875 | |
| | | 本集團 The Group | | | |
| | | 2014 | | 2013 | |
| | | 港幣百萬元 HK\$m | | 港幣百萬元 HK\$m | |
| 就上述有抵押品覆 蓋的客戶貸款之 抵押品市值 | Current market value of collateral held against the covered portion of such advances to customers | 1,554 | | 1,779 | |
| 上述有抵押品覆蓋 之客戶貸款 | Covered portion of such advances to customers | 1,204 | | 1,550 | |
| 上述沒有抵押品覆 蓋之客戶貸款 | Uncovered portion of such advances to customers | 820 | | 578 | |

財務報表附註 (續) Notes to the Financial Statements (continued)

4. 金融風險管理 (續) 4. Financial risk management (continued)

4.1 信貸風險 (續)

(B) 總貸款及其他賬項 (續)

(c) 減值貸款 (續)

4.1 Credit Risk (continued)

(B) Gross advances and other accounts (continued)

(c) Impaired advances (continued)

| | | 本銀行 The Bank | | | |
|------------------|--|--------------------------|---|--------------------------|---|
| | | 2014 | | 2013 | |
| | | 總貸款 Gross advances | 抵押品 市值 Market value of collateral | 總貸款 Gross advances | 抵押品 市值 Market value of collateral |
| | | 港幣百萬元 HK\$m | 港幣百萬元 HK\$m | 港幣百萬元 HK\$m | 港幣百萬元 HK\$m |
| 客戶貸款 | Advances to customers | | | | |
| 個人 | Personal | | | | |
| - 按揭 | - Mortgages | 2 | 2 | - | - |
| - 信用卡 | - Credit cards | 12 | - | 9 | - |
| - 其他 | - Others | 28 | - | 28 | - |
| 公司 | Corporate | | | | |
| - 商業貸款 | - Commercial loans | 566 | 458 | 1,397 | 1,418 |
| - 貿易融資 | - Trade finance | 229 | 127 | 179 | 126 |
| 總計 | Total | <u>837</u> | <u>587</u> | <u>1,613</u> | <u>1,544</u> |
| 就有關貸款作出 之減值準備 | Impairment allowances made in respect of such advances | <u>379</u> | | <u>527</u> | |

| | | 本銀行 The Bank | |
|------------------------------|---|-----------------|----------------|
| | | 2014 | 2013 |
| | | 港幣百萬元 HK\$m | 港幣百萬元 HK\$m |
| 就上述有抵押品覆 蓋的客戶貸款之 抵押品市值 | Current market value of collateral held against the covered portion of such advances to customers | <u>587</u> | <u>1,544</u> |
| 上述有抵押品覆 蓋之客戶貸款 | Covered portion of such advances to customers | <u>562</u> | <u>1,375</u> |
| 上述沒有抵押品覆 蓋之客戶貸款 | Uncovered portion of such advances to customers | <u>275</u> | <u>238</u> |

減值準備已考慮
有關貸款之抵押
品價值。

The impairment allowances were made after taking into account the value of collateral in respect of impaired advances.

於 2014 年 12 月
31 日，本集團及
本銀行沒有減值
之貿易票據
(2013 年：
無)。

As at 31 December 2014, there were no impaired trade bills for the Group and the Bank (2013: Nil).

財務報表附註 (續) Notes to the Financial Statements (continued)

4. 金融風險管理 (續) 4. Financial risk management (continued)

4.1 信貸風險 (續)

(B) 總貸款及其他賬項 (續)

(c) 減值貸款 (續)

特定分類或減值之客戶貸款分析如下：

4.1 Credit Risk (continued)

(B) Gross advances and other accounts (continued)

(c) Impaired advances (continued)

Classified or impaired advances to customers are analysed as follows:

| | | 本集團 The Group | |
|-----------------------|---|------------------|----------------|
| | | 2014 | 2013 |
| | | 港幣百萬元 HK\$m | 港幣百萬元 HK\$m |
| 特定分類或減值之客戶貸款總額 | Gross classified or impaired advances to customers | <u>3,008</u> | <u>2,433</u> |
| 總特定分類或減值之客戶貸款對總客戶貸款比率 | Gross classified or impaired advances to customers as a percentage of gross advances to customers | <u>0.31%</u> | <u>0.28%</u> |
| 就有關貸款作個別評估之減值準備 | Individually assessed impairment allowances made in respect of such advances | <u>1,096</u> | <u>840</u> |

| | | 本銀行 The Bank | |
|-----------------------|---|-----------------|----------------|
| | | 2014 | 2013 |
| | | 港幣百萬元 HK\$m | 港幣百萬元 HK\$m |
| 特定分類或減值之客戶貸款總額 | Gross classified or impaired advances to customers | <u>1,659</u> | <u>1,838</u> |
| 總特定分類或減值之客戶貸款對總客戶貸款比率 | Gross classified or impaired advances to customers as a percentage of gross advances to customers | <u>0.21%</u> | <u>0.27%</u> |
| 就有關貸款作個別評估之減值準備 | Individually assessed impairment allowances made in respect of such advances | <u>348</u> | <u>508</u> |

特定分類或減值之客戶貸款是指按本集團貸款質量分類的「次級」、「呆滯」或「虧損」貸款或個別評估為減值的貸款。

Classified or impaired advances to customers represent advances which are either classified as “substandard”, “doubtful” or “loss” under the Group’s classification of loan quality, or individually assessed to be impaired.

財務報表附註 (續) Notes to the Financial Statements (continued)

4. 金融風險管理 (續) 4. Financial risk management (continued)

4.1 信貸風險 (續)

**(B) 總貸款及其他賬項
(續)**

**(d) 逾期超過 3 個月
之貸款**

逾期超過 3 個月之
貸款總額分析如
下：

4.1 Credit Risk (continued)

(B) Gross advances and other accounts (continued)

(d) Advances overdue for more than three months

The gross amount of advances overdue for more than three months is analysed as follows:

| | | 本集團 The Group | | | |
|---------------------------|--|------------------|--|----------------|--|
| | | 2014 | | 2013 | |
| | | 金額 Amount | 佔客戶貸款總額 百分比 % of gross advances to customers | 金額 Amount | 佔客戶貸款總額 百分比 % of gross advances to customers |
| | | 港幣百萬元 HK\$m | | 港幣百萬元 HK\$m | |
| 客戶貸款總額， 已逾期： | Gross advances to customers which have been overdue for: | | | | |
| - 超過 3 個月 但不超過 6 個月 | - six months or less but over three months | 512 | 0.05% | 266 | 0.03% |
| - 超過 6 個月 但不超過 1 年 | - one year or less but over six months | 555 | 0.06% | 97 | 0.01% |
| - 超過 1 年 | - over one year | 240 | 0.03% | 314 | 0.04% |
| 逾期超過 3 個月 之貸款 | Advances overdue for over three months | 1,307 | 0.14% | 677 | 0.08% |
| 就上述之貸款作 個別評估之減值 準備 | Individually assessed impairment allowances made in respect of such advances | 768 | | 406 | |

財務報表附註 (續) **Notes to the Financial Statements (continued)**

4. 金融風險管理 (續) **4. Financial risk management (continued)**

4.1 信貸風險 (續)

(B) 總貸款及其他賬項
(續)

(d) 逾期超過 3 個月
之貸款 (續)

4.1 Credit Risk (continued)

(B) Gross advances and other accounts (continued)

(d) Advances overdue for more than three months (continued)

| | | 本銀行 The Bank | | | |
|---------------------------|--|--|----------------|--|----------------|
| | | 2014 | | 2013 | |
| | | 佔客戶貸款總額 百分比 % of gross advances to customers | | 佔客戶貸款總額 百分比 % of gross advances to customers | |
| | | 金額 Amount | 金額 Amount | 金額 Amount | 金額 Amount |
| | | 港幣百萬元 HK\$m | 港幣百萬元 HK\$m | 港幣百萬元 HK\$m | 港幣百萬元 HK\$m |
| 客戶貸款總額， 已逾期： | Gross advances to customers which have been overdue for: | | | | |
| - 超過 3 個月 但不超過 6 個月 | - six months or less but over three months | 224 | 0.03% | 32 | 0.01% |
| - 超過 6 個月 但不超過 1 年 | - one year or less but over six months | 390 | 0.05% | 9 | - |
| - 超過 1 年 | - over one year | 38 | - | 133 | 0.02% |
| 逾期超過 3 個月 之貸款 | Advances overdue for over three months | <u>652</u> | <u>0.08%</u> | <u>174</u> | <u>0.03%</u> |
| 就上述之貸款作 個別評估之減值 準備 | Individually assessed impairment allowances made in respect of such advances | <u>246</u> | | <u>87</u> | |

財務報表附註 (續) Notes to the Financial Statements (continued)

4. 金融風險管理 (續) 4. Financial risk management (continued)

4.1 信貸風險 (續)

(B) 總貸款及其他賬項 (續)

(d) 逾期超過 3 個月之貸款 (續)

4.1 Credit Risk (continued)

(B) Gross advances and other accounts (continued)

(d) Advances overdue for more than three months (continued)

| | | 本集團 The Group | |
|----------------------|---|------------------|----------------|
| | | 2014 | 2013 |
| | | 港幣百萬元 HK\$m | 港幣百萬元 HK\$m |
| 就上述有抵押品覆蓋之客戶貸款之抵押品市值 | Current market value of collateral held against the covered portion of such advances to customers | 1,230 | 723 |
| 上述有抵押品覆蓋之客戶貸款 | Covered portion of such advances to customers | 749 | 245 |
| 上述沒有抵押品覆蓋之客戶貸款 | Uncovered portion of such advances to customers | 558 | 432 |

| | | 本銀行 The Bank | |
|----------------------|---|-----------------|----------------|
| | | 2014 | 2013 |
| | | 港幣百萬元 HK\$m | 港幣百萬元 HK\$m |
| 就上述有抵押品覆蓋之客戶貸款之抵押品市值 | Current market value of collateral held against the covered portion of such advances to customers | 733 | 420 |
| 上述有抵押品覆蓋之客戶貸款 | Covered portion of such advances to customers | 439 | 46 |
| 上述沒有抵押品覆蓋之客戶貸款 | Uncovered portion of such advances to customers | 213 | 128 |

逾期貸款或減值貸款的抵押品主要包括公司授信戶項下的商用資產如商業及住宅樓宇、個人授信戶項下的住宅按揭物業。

Collateral held against overdue or impaired loans is principally represented by charges over business assets such as commercial and residential premises for corporate loans and mortgages over residential properties for personal loans.

於 2014 年 12 月 31 日，本集團及本銀行沒有逾期超過 3 個月之貿易票據 (2013 年：無)。

As at 31 December 2014, there were no trade bills overdue for more than three months for the Group and the Bank (2013: Nil).

財務報表附註 (續) Notes to the Financial Statements (continued)

4. 金融風險管理 (續) 4. Financial risk management (continued)

4.1 信貸風險 (續)

(B) 總貸款及其他賬項 (續)

(e) 經重組貸款

經重組客戶貸款淨額 (已扣減包含於「逾期超過3個月之貸款」部分)

4.1 Credit Risk (continued)

(B) Gross advances and other accounts (continued)

(e) Rescheduled advances

Rescheduled advances to customers net of amounts included in "Advances overdue for more than three months"

本集團
The Group

| 2014 | | 2013 | |
|----------------|--|----------------|--|
| 金額 Amount | 佔客戶貸款總額 百分比 % of gross advances to customers | 金額 Amount | 佔客戶貸款總額 百分比 % of gross advances to customers |
| 港幣百萬元 HK\$m | | 港幣百萬元 HK\$m | |
| 25 | - | 1,012 | 0.12% |

本銀行
The Bank

| 2014 | | 2013 | |
|----------------|--|----------------|--|
| 金額 Amount | 佔客戶貸款總額 百分比 % of gross advances to customers | 金額 Amount | 佔客戶貸款總額 百分比 % of gross advances to customers |
| 港幣百萬元 HK\$m | | 港幣百萬元 HK\$m | |
| 2 | - | 1,005 | 0.15% |

經重組客戶貸款淨額 (已扣減包含於「逾期超過3個月之貸款」部分)

Rescheduled advances to customers net of amounts included in "Advances overdue for more than three months"

財務報表附註 (續) **Notes to the Financial Statements (continued)**

4. 金融風險管理 (續) **4. Financial risk management (continued)**

4.1 信貸風險 (續)

4.1 Credit Risk (continued)

(B) 總貸款及其他賬項
(續)

(B) Gross advances and other accounts (continued)

(e) 經重組貸款 (續)

(e) Rescheduled advances (continued)

經重組貸款乃指客戶因為財政困難或無能力如期還款而經雙方同意達成重整還款計劃之貸款。修訂還款計劃後之經重組貸款如仍逾期超過 3 個月，則包括在「逾期超過 3 個月之貸款」內。

Rescheduled advances are those advances that have been restructured or renegotiated because of deterioration in the financial position of the borrower or of the inability of the borrower to meet the original repayment schedule. Rescheduled advances, which have been overdue for more than three months under the revised repayment terms, are included in "Advances overdue for more than three months".

財務報表附註 (續) Notes to the Financial Statements (continued)

4. 金融風險管理 (續) 4. Financial risk management (continued)

4.1 信貸風險 (續)

(B) 總貸款及其他賬項 (續)

(f) 客戶貸款集中度

(i) 按行業分類之
客戶貸款總額

以下關於客戶
貸款總額之行
業分類分析，其
行業分類乃參
照有關貸款及
墊款之金管局
報表的填報指
示而編製。

4.1 Credit Risk (continued)

(B) Gross advances and other accounts (continued)

(f) Concentration of advances to customers

(i) Sectoral analysis of gross advances to customers

The following analysis of the gross advances to customers by industry sector is based on the categories with reference to the Completion Instructions for the HKMA return of loans and advances.

| | | 本集團 The Group | | | | | |
|---|---|---|----------------|---|---|-------|-------|
| | | 2014 | | | | | |
| 客戶貸款總額 Gross advances to customers | 抵押品覆蓋 之百分比 % Covered by collateral or other security | 特定分類 或減值 Classified or impaired | 逾期 Overdue | 個別評估之 減值準備 Individually assessed impairment allowances | 組合評估之 減值準備 Collectively assessed impairment allowances | | |
| 港幣百萬元 HK\$m | | 港幣百萬元 HK\$m | 港幣百萬元 HK\$m | 港幣百萬元 HK\$m | 港幣百萬元 HK\$m | | |
| 在香港使用之貸款 | Loans for use in Hong Kong | | | | | | |
| 工商金融業 | Industrial, commercial and financial | | | | | | |
| - 物業發展 | - Property development | 48,044 | 31.88% | 1 | 3 | - | 158 |
| - 物業投資 | - Property investment | 74,110 | 87.92% | 26 | 413 | 2 | 372 |
| - 金融業 | - Financial concerns | 4,758 | 22.51% | - | 11 | - | 31 |
| - 股票經紀 | - Stockbrokers | 2,051 | 64.01% | - | - | - | 9 |
| - 批發及零售業 | - Wholesale and retail trade | 38,014 | 47.71% | 149 | 592 | 54 | 187 |
| - 製造業 | - Manufacturing | 24,097 | 26.69% | 57 | 145 | 31 | 100 |
| - 運輸及運輸設備 | - Transport and transport equipment | 40,999 | 33.37% | 735 | 15 | 13 | 192 |
| - 休閒活動 | - Recreational activities | 454 | 11.49% | - | - | - | 1 |
| - 資訊科技 | - Information technology | 13,334 | 1.02% | 2 | 5 | 1 | 41 |
| - 其他 | - Others | 62,280 | 40.54% | 26 | 98 | 16 | 252 |
| 個人 | Individuals | | | | | | |
| - 購買居者有其屋計劃、私人機構參建居屋計劃及租者置其屋計劃樓宇之貸款 | - Loans for the purchase of flats in Home Ownership Scheme, Private Sector Participation Scheme and Tenants Purchase Scheme | 9,363 | 99.92% | 25 | 229 | - | 6 |
| - 購買其他住宅物業之貸款 | - Loans for purchase of other residential properties | 203,744 | 99.92% | 71 | 2,036 | 1 | 104 |
| - 信用卡貸款 | - Credit card advances | 13,021 | - | 37 | 534 | - | 93 |
| - 其他 | - Others | 41,044 | 66.71% | 43 | 405 | 7 | 66 |
| 在香港使用之貸款總額 | Total loans for use in Hong Kong | 575,313 | 67.24% | 1,172 | 4,486 | 125 | 1,612 |
| 貿易融資 | Trade finance | 86,316 | 13.88% | 353 | 376 | 181 | 334 |
| 在香港以外使用之貸款 | Loans for use outside Hong Kong | 299,272 | 24.96% | 1,483 | 1,623 | 790 | 1,574 |
| 客戶貸款總額 | Gross advances to customers | 960,901 | 49.28% | 3,008 | 6,485 | 1,096 | 3,520 |

財務報表附註 (續) Notes to the Financial Statements (continued)

4. 金融風險管理 (續) 4. Financial risk management (continued)

4.1 信貸風險 (續)

4.1 Credit Risk (continued)

(B) 總貸款及其他賬項
(續)

(B) Gross advances and other accounts (continued)

(f) 客戶貸款集中度
(續)

(f) Concentration of advances to customers (continued)

(i) 按行業分類之
客戶貸款總額
(續)

(i) Sectoral analysis of gross advances to customers (continued)

| | | 本集團 The Group | | | | | |
|-------------------------------------|---|---|--|----------------------------------|--|--|-------|
| | | 2013 | | | | | |
| | 客戶貸款總額 Gross advances to customers 港幣百萬元 HK\$'m | 抵押品覆蓋 之百分比 % Covered by collateral or other security | 特定分類 或減值 Classified or impaired 港幣百萬元 HK\$'m | 逾期 Overdue 港幣百萬元 HK\$'m | 個別評估之 減值準備 Individually assessed impairment allowances 港幣百萬元 HK\$'m | 組合評估之 減值準備 Collectively assessed impairment allowances 港幣百萬元 HK\$'m | |
| 在香港使用之貸款 | Loans for use in Hong Kong | | | | | | |
| 工商金融業 | Industrial, commercial and financial | | | | | | |
| - 物業發展 | - Property development | 40,596 | 37.02% | 1 | 1 | - | 173 |
| - 物業投資 | - Property investment | 79,103 | 87.88% | 54 | 275 | 4 | 416 |
| - 金融業 | - Financial concerns | 7,748 | 11.42% | - | 2 | - | 46 |
| - 股票經紀 | - Stockbrokers | 4,215 | 50.25% | - | - | - | 15 |
| - 批發及零售業 | - Wholesale and retail trade | 32,846 | 49.28% | 95 | 237 | 34 | 173 |
| - 製造業 | - Manufacturing | 19,031 | 36.22% | 57 | 112 | 31 | 103 |
| - 運輸及運輸設備 | - Transport and transport equipment | 34,327 | 31.95% | 971 | 4 | 271 | 157 |
| - 休閒活動 | - Recreational activities | 492 | 10.99% | - | 1 | - | 2 |
| - 資訊科技 | - Information technology | 10,852 | 1.55% | 2 | 2 | 1 | 37 |
| - 其他 | - Others | 38,422 | 38.08% | 42 | 164 | 24 | 172 |
| 個人 | Individuals | | | | | | |
| - 購買居者有其屋計劃、私人機構參建居屋計劃及租者置其屋計劃樓宇之貸款 | - Loans for the purchase of flats in Home Ownership Scheme, Private Sector Participation Scheme and Tenants Purchase Scheme | 9,773 | 99.97% | 26 | 241 | - | 7 |
| - 購買其他住宅物業之貸款 | - Loans for purchase of other residential properties | 190,031 | 99.98% | 59 | 2,006 | - | 105 |
| - 信用卡貸款 | - Credit card advances | 12,223 | - | 28 | 455 | - | 84 |
| - 其他 | - Others | 28,244 | 63.49% | 36 | 354 | 10 | 50 |
| 在香港使用之貸款總額 | Total loans for use in Hong Kong | 507,903 | 69.72% | 1,371 | 3,854 | 375 | 1,540 |
| 貿易融資 | Trade finance | 85,413 | 13.84% | 266 | 285 | 122 | 375 |
| 在香港以外使用之貸款 | Loans for use outside Hong Kong | 264,948 | 28.35% | 796 | 1,108 | 343 | 1,480 |
| 客戶貸款總額 | Gross advances to customers | 858,264 | 51.39% | 2,433 | 5,247 | 840 | 3,395 |

財務報表附註 (續) Notes to the Financial Statements (continued)

4. 金融風險管理 (續) 4. Financial risk management (continued)

4.1 信貸風險 (續)

4.1 Credit Risk (continued)

(B) 總貸款及其他賬項 (續)

(B) Gross advances and other accounts (continued)

(f) 客戶貸款集中度 (續)

(f) Concentration of advances to customers (continued)

(i) 按行業分類之 客戶貸款總額 (續)

(i) Sectoral analysis of gross advances to customers (continued)

| | | 本銀行 The Bank | | | | | |
|-------------------------------------|---|---|---|-----------------|---|---|--|
| | | 2014 | | | | | |
| | | 抵押品覆蓋 之百分比 % Covered by collateral or other security | 特定分類 或減值 Classified or impaired | 逾期 Overdue | 個別評估之 減值準備 Individually assessed impairment allowances | 組合評估之 減值準備 Collectively assessed impairment allowances | |
| | | 客戶貸款總額 Gross advances to customers | | | | | |
| | | 港幣百萬元 HK\$'m | 港幣百萬元 HK\$'m | 港幣百萬元 HK\$'m | 港幣百萬元 HK\$'m | 港幣百萬元 HK\$'m | |
| 在香港使用之貸款 | Loans for use in Hong Kong | | | | | | |
| 工商金融業 | Industrial, commercial and financial | | | | | | |
| - 物業發展 | - Property development | 43,084 | 32.87% | 1 | 3 | 140 | |
| - 物業投資 | - Property investment | 57,010 | 88.26% | 17 | 198 | 232 | |
| - 金融業 | - Financial concerns | 7,449 | 2.73% | - | 1 | 25 | |
| - 股票經紀 | - Stockbrokers | 1,933 | 66.97% | - | - | 9 | |
| - 批發及零售業 | - Wholesale and retail trade | 23,237 | 54.33% | 56 | 270 | 92 | |
| - 製造業 | - Manufacturing | 16,206 | 26.33% | 19 | 103 | 60 | |
| - 運輸及運輸設備 | - Transport and transport equipment | 35,510 | 35.22% | 704 | 9 | 171 | |
| - 休閒活動 | - Recreational activities | 391 | 11.51% | - | - | 1 | |
| - 資訊科技 | - Information technology | 11,400 | 0.88% | - | - | 36 | |
| - 其他 | - Others | 46,123 | 39.03% | 15 | 72 | 162 | |
| 個人 | Individuals | | | | | | |
| - 購買居者有其屋計劃、私人機構參建居屋計劃及租者置其屋計劃樓宇之貸款 | - Loans for the purchase of flats in Home Ownership Scheme, Private Sector Participation Scheme and Tenants Purchase Scheme | 8,862 | 99.92% | 22 | 216 | 6 | |
| - 購買其他住宅物業之貸款 | - Loans for purchase of other residential properties | 190,830 | 99.94% | 62 | 1,958 | 98 | |
| - 信用卡貸款 | - Credit card advances | 5,548 | - | 12 | 198 | 22 | |
| - 其他 | - Others | 32,282 | 71.56% | 38 | 354 | 51 | |
| 在香港使用之貸款總額 | Total loans for use in Hong Kong | 479,865 | 70.06% | 946 | 3,382 | 1,105 | |
| 貿易融資 | Trade finance | 77,718 | 11.98% | 236 | 245 | 271 | |
| 在香港以外使用之貸款 | Loans for use outside Hong Kong | 223,744 | 19.00% | 477 | 333 | 733 | |
| 客戶貸款總額 | Gross advances to customers | 781,327 | 49.66% | 1,659 | 3,960 | 2,109 | |

財務報表附註 (續) Notes to the Financial Statements (continued)

4. 金融風險管理 (續) 4. Financial risk management (continued)

4.1 信貸風險 (續)

4.1 Credit Risk (continued)

(B) 總貸款及其他賬項
(續)

(B) Gross advances and other accounts (continued)

(f) 客戶貸款集中度
(續)

(f) Concentration of advances to customers (continued)

(i) 按行業分類之
客戶貸款總額
(續)

(i) Sectoral analysis of gross advances to customers (continued)

| | | 本銀行 The Bank 2013 | | | | | |
|-------------------------------------|---|--|---|--|----------------------------------|--|--|
| | | 客戶貸款總額 Gross advances to customers 港幣百萬元 HK\$'m | 抵押品覆蓋 之百分比 % Covered by collateral or other security | 特定分類 或減值 Classified or impaired 港幣百萬元 HK\$'m | 逾期 Overdue 港幣百萬元 HK\$'m | 個別評估之 減值準備 Individually assessed impairment allowances 港幣百萬元 HK\$'m | 組合評估之 減值準備 Collectively assessed impairment allowances 港幣百萬元 HK\$'m |
| 在香港使用之貸款 | Loans for use in Hong Kong | | | | | | |
| 工商金融業 | Industrial, commercial and financial | | | | | | |
| - 物業發展 | - Property development | 36,694 | 36.85% | 1 | 1 | - | 151 |
| - 物業投資 | - Property investment | 61,892 | 88.11% | 39 | 176 | 3 | 270 |
| - 金融業 | - Financial concerns | 10,002 | 4.47% | - | 2 | - | 37 |
| - 股票經紀 | - Stockbrokers | 3,929 | 53.37% | - | - | - | 14 |
| - 批發及零售業 | - Wholesale and retail trade | 20,108 | 52.66% | 27 | 124 | 14 | 83 |
| - 製造業 | - Manufacturing | 13,315 | 33.77% | 18 | 65 | 7 | 55 |
| - 運輸及運輸設備 | - Transport and transport equipment | 29,014 | 32.97% | 970 | 2 | 271 | 117 |
| - 休閒活動 | - Recreational activities | 423 | 11.11% | - | 1 | - | 2 |
| - 資訊科技 | - Information technology | 8,494 | 1.47% | - | - | - | 31 |
| - 其他 | - Others | 26,075 | 31.83% | 22 | 125 | 16 | 96 |
| 個人 | Individuals | | | | | | |
| - 購買居者有其屋計劃、私人機構參建居屋計劃及租者置其屋計劃樓宇之貸款 | - Loans for the purchase of flats in Home Ownership Scheme, Private Sector Participation Scheme and Tenants Purchase Scheme | 9,153 | 99.98% | 23 | 226 | - | 6 |
| - 購買其他住宅物業之貸款 | - Loans for purchase of other residential properties | 177,498 | 99.98% | 46 | 1,884 | - | 99 |
| - 信用卡貸款 | - Credit card advances | 4,714 | - | 9 | 144 | - | 17 |
| - 其他 | - Others | 21,628 | 66.08% | 32 | 295 | 9 | 38 |
| 在香港使用之貸款總額 | Total loans for use in Hong Kong | 422,939 | 72.03% | 1,187 | 3,045 | 320 | 1,016 |
| 貿易融資 | Trade finance | 76,103 | 11.98% | 187 | 196 | 63 | 309 |
| 在香港以外使用之貸款 | Loans for use outside Hong Kong | 188,470 | 22.39% | 464 | 379 | 125 | 713 |
| 客戶貸款總額 | Gross advances to customers | 687,512 | 51.77% | 1,838 | 3,620 | 508 | 2,038 |

財務報表附註 (續) Notes to the Financial Statements (continued)

4. 金融風險管理 (續) 4. Financial risk management (continued)

4.1 信貸風險 (續)

4.1 Credit Risk (continued)

(B) 總貸款及其他賬項
(續)

(B) Gross advances and other accounts (continued)

(f) 客戶貸款集中度
(續)

(f) Concentration of advances to customers (continued)

(i) 按行業分類之
客戶貸款總額
(續)

(i) Sectoral analysis of gross advances to customers (continued)

於收益表撥備
之新提減值準
備，及當年撇銷
特定分類或減
值貸款如下：

The amount of new impairment allowances charged to the income statement, and classified or impaired loans written off during the year are shown below:

| | | 本集團 The Group | | | |
|---|---|---|--|---|--|
| | | 2014 | | 2013 | |
| | | 新提 減值準備 New impairment allowances | 撇銷特定 分類或 減值貸款 Classified or impaired loans written off | 新提 減值準備 New impairment allowances | 撇銷特定 分類或 減值貸款 Classified or impaired loans written off |
| | | 港幣百萬元 HK\$m | 港幣百萬元 HK\$m | 港幣百萬元 HK\$m | 港幣百萬元 HK\$m |
| 在香港使用之貸款 | Loans for use in Hong Kong | | | | |
| 工商金融業 | Industrial, commercial and financial | | | | |
| - 物業發展 | - Property development | - | - | 51 | - |
| - 物業投資 | - Property investment | 5 | 6 | 9 | 2 |
| - 金融業 | - Financial concerns | - | - | 3 | - |
| - 股票經紀 | - Stockbrokers | - | - | 4 | - |
| - 批發及零售業 | - Wholesale and retail trade | 55 | 21 | 19 | 11 |
| - 製造業 | - Manufacturing | 17 | 10 | 8 | 19 |
| - 運輸及運輸設備 | - Transport and transport equipment | 2 | - | 12 | - |
| - 休閒活動 | - Recreational activities | - | - | - | - |
| - 資訊科技 | - Information technology | 6 | - | - | - |
| - 其他 | - Others | 77 | 5 | 14 | 6 |
| 個人 | Individuals | | | | |
| - 購買居者有其屋計劃、私人機構參 建居屋計劃及租者置其屋計劃樓 宇之貸款 | - Loans for the purchase of flats in Home Ownership Scheme, Private Sector Participation Scheme and Tenants Purchase Scheme | - | - | - | - |
| - 購買其他住宅物業之貸款 | - Loans for purchase of other residential properties | 1 | - | 1 | - |
| - 信用卡貸款 | - Credit card advances | 207 | 199 | 183 | 170 |
| - 其他 | - Others | 160 | 145 | 132 | 124 |
| 在香港使用之貸款總額 | Total loans for use in Hong Kong | 530 | 386 | 436 | 332 |
| 貿易融資 | Trade finance | 111 | 57 | 94 | 32 |
| 在香港以外使用之貸款 | Loans for use outside Hong Kong | 1,003 | 371 | 597 | 138 |
| 客戶貸款總額 | Gross advances to customers | 1,644 | 814 | 1,127 | 502 |

財務報表附註 (續) Notes to the Financial Statements (continued)

4. 金融風險管理 (續) 4. Financial risk management (continued)

4.1 信貸風險 (續)

4.1 Credit Risk (continued)

(B) 總貸款及其他賬項
(續)

(B) Gross advances and other accounts (continued)

(f) 客戶貸款集中度
(續)

(f) Concentration of advances to customers (continued)

(i) 按行業分類之
客戶貸款總額
(續)

(i) Sectoral analysis of gross advances to customers (continued)

| | | 本銀行 The Bank | | | |
|-------------------------------------|---|---|--|---|--|
| | | 2014 | | 2013 | |
| | | 新提 減值準備 New impairment allowances 港幣百萬元 HK\$m | 撇銷特定 分類或 減值貸款 Classified or impaired loans written off 港幣百萬元 HK\$m | 新提 減值準備 New impairment allowances 港幣百萬元 HK\$m | 撇銷特定 分類或 減值貸款 Classified or impaired loans written off 港幣百萬元 HK\$m |
| 在香港使用之貸款 | Loans for use in Hong Kong | | | | |
| 工商金融業 | Industrial, commercial and financial | | | | |
| - 物業發展 | - Property development | - | - | 44 | - |
| - 物業投資 | - Property investment | 2 | 3 | 1 | 2 |
| - 金融業 | - Financial concerns | - | - | 3 | - |
| - 股票經紀 | - Stockbrokers | - | - | 2 | - |
| - 批發及零售業 | - Wholesale and retail trade | 38 | 15 | 18 | 3 |
| - 製造業 | - Manufacturing | 10 | 7 | 3 | 16 |
| - 運輸及運輸設備 | - Transport and transport equipment | 2 | - | 2 | - |
| - 休閒活動 | - Recreational activities | - | - | - | - |
| - 資訊科技 | - Information technology | 5 | - | - | - |
| - 其他 | - Others | 61 | 2 | 1 | 2 |
| 個人 | Individuals | | | | |
| - 購買居者有其屋計劃、私人機構參建居屋計劃及租者置其屋計劃樓宇之貸款 | - Loans for the purchase of flats in Home Ownership Scheme, Private Sector Participation Scheme and Tenants Purchase Scheme | - | - | - | - |
| - 購買其他住宅物業之貸款 | - Loans for purchase of other residential properties | 1 | - | - | - |
| - 信用卡貸款 | - Credit card advances | 89 | 84 | 75 | 65 |
| - 其他 | - Others | 145 | 133 | 122 | 111 |
| 在香港使用之貸款總額 | Total loans for use in Hong Kong | 353 | 244 | 271 | 199 |
| 貿易融資 | Trade finance | 56 | 42 | 70 | 14 |
| 在香港以外使用之貸款 | Loans for use outside Hong Kong | 105 | 3 | 200 | - |
| 客戶貸款總額 | Gross advances to customers | 514 | 289 | 541 | 213 |

財務報表附註 (續) Notes to the Financial Statements (continued)

4. 金融風險管理 (續) 4. Financial risk management (continued)

4.1 信貸風險 (續)

(B) 總貸款及其他賬項 (續)

(f) 客戶貸款集中度 (續)

- (ii) 按地理區域分類之客戶貸款總額

下列關於客戶貸款之地理區域分析是根據交易對手之所在地，並已顧及風險轉移因素。若客戶貸款之擔保人所在地與客戶所在地不同，則風險將轉移至擔保人之所在地。

客戶貸款總額

香港
中國內地
其他

4.1 Credit Risk (continued)

(B) Gross advances and other accounts (continued)

(f) Concentration of advances to customers (continued)

- (ii) Geographical analysis of gross advances to customers

The following geographical analysis of advances to customers is based on the location of the counterparties, after taking into account the transfer of risk. For an advance to customer guaranteed by a party situated in a country different from the customer, the risk will be transferred to the country of the guarantor.

Gross advances to customers

Hong Kong
Mainland of China
Others

| 本集團 The Group | |
|------------------|-----------------|
| 2014 | 2013 |
| 港幣百萬元 HK\$'m | 港幣百萬元 HK\$'m |
| 711,707 | 666,534 |
| 200,208 | 153,201 |
| 48,986 | 38,529 |
| 960,901 | 858,264 |

| 本銀行 The Bank | |
|-----------------|-----------------|
| 2014 | 2013 |
| 港幣百萬元 HK\$'m | 港幣百萬元 HK\$'m |
| 613,666 | 573,840 |
| 126,164 | 82,253 |
| 41,497 | 31,419 |
| 781,327 | 687,512 |

財務報表附註 (續) **Notes to the Financial Statements (continued)**

4. 金融風險管理 (續) 4. Financial risk management (continued)

4.1 信貸風險 (續)

4.1 Credit Risk (continued)

(B) 總貸款及其他賬項
(續)

(B) Gross advances and other accounts (continued)

(f) 客戶貸款集中度
(續)

(f) Concentration of advances to customers (continued)

(ii) 按地理區域分
類之客戶貸款
總額 (續)

(ii) Geographical analysis of gross advances to customers (continued)

客戶貸款總額
(續)

Gross advances to customers (continued)

就客戶貸款總
額作組合評
估之減值準
備

Collectively assessed impairment
allowances in respect of the gross
advances to customers

香港
中國內地
其他

Hong Kong
Mainland of China
Others

本集團
The Group

| | 2014 | 2013 |
|--|----------------|----------------|
| | 港幣百萬元 HK\$m | 港幣百萬元 HK\$m |
| | 2,151 | 2,232 |
| | 1,142 | 946 |
| | 227 | 217 |
| | 3,520 | 3,395 |

本銀行
The Bank

| | 2014 | 2013 |
|--|----------------|----------------|
| | 港幣百萬元 HK\$m | 港幣百萬元 HK\$m |
| | 1,590 | 1,623 |
| | 393 | 295 |
| | 126 | 120 |
| | 2,109 | 2,038 |

就客戶貸款總
額作組合評
估之減值準
備

Collectively assessed impairment
allowances in respect of the gross
advances to customers

香港
中國內地
其他

Hong Kong
Mainland of China
Others

財務報表附註 (續) **Notes to the Financial Statements (continued)**

4. 金融風險管理 (續) **4. Financial risk management (continued)**

4.1 信貸風險 (續)

4.1 Credit Risk (continued)

(B) 總貸款及其他賬項
(續)

(B) Gross advances and other accounts (continued)

(f) 客戶貸款集中度
(續)

(f) Concentration of advances to customers (continued)

(ii) 按地理區域分
類之客戶貸款
總額 (續)

(ii) Geographical analysis of gross advances to customers (continued)

逾期貸款

Overdue advances

| | | 本集團 The Group | |
|------|-------------------|------------------|----------------|
| | | 2014 | 2013 |
| | | 港幣百萬元 HK\$m | 港幣百萬元 HK\$m |
| 香港 | Hong Kong | 4,459 | 4,010 |
| 中國內地 | Mainland of China | 1,945 | 1,084 |
| 其他 | Others | 81 | 153 |
| | | 6,485 | 5,247 |

| | | 本銀行 The Bank | |
|------|-------------------|-----------------|----------------|
| | | 2014 | 2013 |
| | | 港幣百萬元 HK\$m | 港幣百萬元 HK\$m |
| 香港 | Hong Kong | 3,629 | 3,252 |
| 中國內地 | Mainland of China | 308 | 307 |
| 其他 | Others | 23 | 61 |
| | | 3,960 | 3,620 |

財務報表附註 (續) Notes to the Financial Statements (continued)

4. 金融風險管理 (續) 4. Financial risk management (continued)

4.1 信貸風險 (續)

4.1 Credit Risk (continued)

**(B) 總貸款及其他賬項
(續)**

(B) Gross advances and other accounts (continued)

**(f) 客戶貸款集中度
(續)**

(f) Concentration of advances to customers (continued)

(ii) 按地理區域分
類之客戶貸款
總額 (續)

(ii) Geographical analysis of gross advances to customers (continued)

逾期貸款 (續)

Overdue advances (continued)

就逾期貸款作
個別評估之
減值準備

**Individually assessed impairment
allowances in respect of the overdue
advances**

香港
中國內地
其他

Hong Kong
Mainland of China
Others

| 本集團 The Group | |
|------------------|----------------|
| 2014 | 2013 |
| 港幣百萬元 HK\$m | 港幣百萬元 HK\$m |

| | |
|------------|------------|
| 227 | 209 |
| 642 | 323 |
| 1 | 28 |
| 870 | 560 |

就逾期貸款作
個別評估之
減值準備

**Individually assessed impairment
allowances in respect of the overdue
advances**

香港
中國內地
其他

Hong Kong
Mainland of China
Others

| 本銀行 The Bank | |
|-----------------|----------------|
| 2014 | 2013 |
| 港幣百萬元 HK\$m | 港幣百萬元 HK\$m |

| | |
|------------|------------|
| 174 | 148 |
| 79 | 63 |
| - | 24 |
| 253 | 235 |

財務報表附註 (續) **Notes to the Financial Statements (continued)**

4. 金融風險管理 (續) **4. Financial risk management (continued)**

4.1 信貸風險 (續)

4.1 Credit Risk (continued)

(B) 總貸款及其他賬項
(續)

(B) Gross advances and other accounts (continued)

(f) 客戶貸款集中度
(續)

(f) Concentration of advances to customers (continued)

(ii) 按地理區域分
類之客戶貸款
總額 (續)

(ii) Geographical analysis of gross advances to customers (continued)

逾期貸款 (續)

Overdue advances (continued)

就逾期貸款作
組合評估之
減值準備

Collectively assessed impairment
allowances in respect of the overdue
advances

香港
中國內地
其他

Hong Kong
Mainland of China
Others

| 本集團 The Group | |
|------------------|----------------|
| 2014 | 2013 |
| 港幣百萬元 HK\$m | 港幣百萬元 HK\$m |

| | |
|------------|-----------|
| 108 | 80 |
| 12 | 6 |
| 1 | 2 |
| 121 | 88 |

就逾期貸款作
組合評估之
減值準備

Collectively assessed impairment
allowances in respect of the overdue
advances

香港
中國內地

Hong Kong
Mainland of China

| 本銀行 The Bank | |
|-----------------|----------------|
| 2014 | 2013 |
| 港幣百萬元 HK\$m | 港幣百萬元 HK\$m |

| | |
|-----------|-----------|
| 73 | 47 |
| 1 | 1 |
| 74 | 48 |

財務報表附註 (續) **Notes to the Financial Statements (continued)**

4. 金融風險管理 (續) **4. Financial risk management (continued)**

4.1 信貸風險 (續)

4.1 Credit Risk (continued)

(B) 總貸款及其他賬項
(續)

(B) Gross advances and other accounts (continued)

(f) 客戶貸款集中度
(續)

(f) Concentration of advances to customers (continued)

(ii) 按地理區域分
類之客戶貸款
總額 (續)

(ii) Geographical analysis of gross advances to customers (continued)

特定分類或減
值貸款

Classified or impaired advances

| | | 本集團 The Group | |
|------|-------------------|------------------|----------------|
| | | 2014 | 2013 |
| | | 港幣百萬元 HK\$m | 港幣百萬元 HK\$m |
| 香港 | Hong Kong | 1,523 | 1,743 |
| 中國內地 | Mainland of China | 1,328 | 586 |
| 其他 | Others | 157 | 104 |
| | | 3,008 | 2,433 |

| | | 本銀行 The Bank | |
|------|-------------------|-----------------|----------------|
| | | 2014 | 2013 |
| | | 港幣百萬元 HK\$m | 港幣百萬元 HK\$m |
| 香港 | Hong Kong | 1,349 | 1,554 |
| 中國內地 | Mainland of China | 158 | 191 |
| 其他 | Others | 152 | 93 |
| | | 1,659 | 1,838 |

財務報表附註 (續) **Notes to the Financial Statements (continued)**

4. 金融風險管理 (續) **4. Financial risk management (continued)**

4.1 信貸風險 (續)

4.1 Credit Risk (continued)

(B) 總貸款及其他賬項
(續)

(B) Gross advances and other accounts (continued)

(f) 客戶貸款集中度
(續)

(f) Concentration of advances to customers (continued)

(ii) 按地理區域分
類之客戶貸款
總額 (續)

(ii) Geographical analysis of gross advances to customers (continued)

特定分類或減
值貸款 (續)

Classified or impaired advances (continued)

就特定分類或
減值貸款作
個別評估之
減值準備

Individually assessed impairment
allowances in respect of the
classified or impaired advances

香港
中國內地
其他

Hong Kong
Mainland of China
Others

| 本集團 The Group | |
|------------------|----------------|
| 2014 | 2013 |
| 港幣百萬元 HK\$m | 港幣百萬元 HK\$m |
| 260 | 488 |
| 771 | 324 |
| 65 | 28 |
| 1,096 | 840 |

就特定分類或
減值貸款作
個別評估之
減值準備

Individually assessed impairment
allowances in respect of the
classified or impaired advances

香港
中國內地
其他

Hong Kong
Mainland of China
Others

| 本銀行 The Bank | |
|-----------------|----------------|
| 2014 | 2013 |
| 港幣百萬元 HK\$m | 港幣百萬元 HK\$m |
| 205 | 421 |
| 79 | 63 |
| 64 | 24 |
| 348 | 508 |

財務報表附註 (續) **Notes to the Financial Statements (continued)**

4. 金融風險管理 (續) 4. Financial risk management (continued)

4.1 信貸風險 (續)

4.1 Credit Risk (continued)

(B) 總貸款及其他賬項
(續)

(B) Gross advances and other accounts (continued)

(f) 客戶貸款集中度
(續)

(f) Concentration of advances to customers (continued)

(ii) 按地理區域分
類之客戶貸款
總額 (續)

(ii) Geographical analysis of gross advances to customers (continued)

特定分類或減
值貸款 (續)

Classified or impaired advances (continued)

就特定分類或
減值貸款作
組合評估之
減值準備

Collectively assessed impairment
allowances in respect of the
classified or impaired advances

香港
中國內地
其他

Hong Kong
Mainland of China
Others

| 本集團 The Group | |
|------------------|-----------------|
| 2014 | 2013 |
| 港幣百萬元 HK\$'m | 港幣百萬元 HK\$'m |

| | |
|-----------|-----------|
| 48 | 35 |
| 5 | 1 |
| - | 2 |
| 53 | 38 |

就特定分類或
減值貸款作
組合評估之
減值準備

Collectively assessed impairment
allowances in respect of the
classified or impaired advances

香港
中國內地
其他

Hong Kong
Mainland of China
Others

| 本銀行 The Bank | |
|-----------------|-----------------|
| 2014 | 2013 |
| 港幣百萬元 HK\$'m | 港幣百萬元 HK\$'m |

| | |
|-----------|-----------|
| 33 | 20 |
| - | - |
| - | 1 |
| 33 | 21 |

財務報表附註 (續) Notes to the Financial Statements (continued)

4. 金融風險管理 (續) 4. Financial risk management (continued)

4.1 信貸風險 (續)

(C) 收回資產

於年內，本集團及本銀行通過對抵押品行使收回資產權而取得並於12月31日持有的資產，其種類及賬面值概述如下：

工業物業
住宅物業

本集團及本銀行於2014年12月31日持有的收回資產之估值分別為港幣0.28億元（2013年：港幣1.18億元）及港幣0.23億元（2013年：港幣0.80億元）。這包括本集團及本銀行通過對抵押取得處置或控制權的物業（如通過法律程序或業主自願交出抵押資產方式取得）而對借款人的債務進行全數或部分減除。

當收回資產的變現能力受到影響時，本集團將按情況以下列方式處理：

- 調整出售價格
- 連同抵押資產一併出售貸款
- 安排債務重組

4.1 Credit Risk (continued)

(C) Repossessed assets

During the year, the Group and the Bank obtained assets by taking possession of collateral held as security. The nature and carrying value of these assets held as at 31 December are summarised as follows:

| | 本集團 The Group | | 本銀行 The Bank | |
|------------------------|------------------------|------------------------|------------------------|------------------------|
| | 2014 港幣百萬元 HK\$m | 2013 港幣百萬元 HK\$m | 2014 港幣百萬元 HK\$m | 2013 港幣百萬元 HK\$m |
| Industrial properties | 3 | 3 | 2 | - |
| Residential properties | 11 | 51 | 11 | 32 |
| | 14 | 54 | 13 | 32 |

The estimated market value of repossessed assets held by the Group and the Bank as at 31 December 2014 amounted to HK\$28 million (2013: HK\$118 million) and HK\$23 million (2013: HK\$80 million) respectively. They comprise properties in respect of which the Group and the Bank have acquired access or control (e.g. through court proceedings or voluntary actions by the proprietors concerned) for release in full or in part of the obligations of the borrowers.

When the repossessed assets are not readily convertible into cash, the Group may consider the following alternatives:

- adjusting the selling prices
- selling the loans together with the assets
- arranging loan restructuring

財務報表附註 (續) Notes to the Financial Statements (continued)

4. 金融風險管理 (續) 4. Financial risk management (continued)

4.1 信貸風險 (續)

(D) 在銀行及其他金融機構的結餘及存款

下表為在銀行及其他金融機構的非逾期或減值之結餘及存款於12月31日按評級機構之評級分析。

4.1 Credit Risk (continued)

(D) Balances and placements with banks and other financial institutions

The following tables present an analysis of balances and placements with banks and other financial institutions that are neither overdue nor impaired as at 31 December by rating agency designation.

| | | 本集團 The Group | | | |
|-----------|--|-----------------------|------------------------|----------------|----------------|
| | | 2014 | | | |
| | | Aaa 至 A3 Aaa to A3 | A3 以下 Lower than A3 | 無評級 Unrated | 總計 Total |
| | | 港幣百萬元 HK\$m | 港幣百萬元 HK\$m | 港幣百萬元 HK\$m | 港幣百萬元 HK\$m |
| 中央銀行 | Central banks | 104,317 | - | - | 104,317 |
| 銀行及其他金融機構 | Banks and other financial institutions | 213,958 | 73,982 | 33,682 | 321,622 |
| | | 318,275 | 73,982 | 33,682 | 425,939 |
| | | 本集團 The Group | | | |
| | | 2013 | | | |
| | | Aaa 至 A3 Aaa to A3 | A3 以下 Lower than A3 | 無評級 Unrated | 總計 Total |
| | | 港幣百萬元 HK\$m | 港幣百萬元 HK\$m | 港幣百萬元 HK\$m | 港幣百萬元 HK\$m |
| 中央銀行 | Central banks | 139,022 | - | - | 139,022 |
| 銀行及其他金融機構 | Banks and other financial institutions | 170,605 | 61,737 | 19,354 | 251,696 |
| | | 309,627 | 61,737 | 19,354 | 390,718 |

財務報表附註 (續) Notes to the Financial Statements (continued)

4. 金融風險管理 (續) 4. Financial risk management (continued)

4.1 信貸風險 (續)

4.1 Credit Risk (continued)

(D) 在銀行及其他金融機構的結餘及存款(續)

(D) Balances and placements with banks and other financial institutions (continued)

| | | 本銀行 The Bank | | | |
|-----------|--|-----------------------|------------------------|-----------------|-----------------|
| | | 2014 | | | |
| | | Aaa 至 A3 Aaa to A3 | A3 以下 Lower than A3 | 無評級 Unrated | 總計 Total |
| | | 港幣百萬元 HK\$'m | 港幣百萬元 HK\$'m | 港幣百萬元 HK\$'m | 港幣百萬元 HK\$'m |
| 中央銀行 | Central banks | 85,139 | - | - | 85,139 |
| 銀行及其他金融機構 | Banks and other financial institutions | 189,556 | 52,950 | 31,784 | 274,290 |
| | | 274,695 | 52,950 | 31,784 | 359,429 |
| | | 本銀行 The Bank | | | |
| | | 2013 | | | |
| | | Aaa 至 A3 Aaa to A3 | A3 以下 Lower than A3 | 無評級 Unrated | 總計 Total |
| | | 港幣百萬元 HK\$'m | 港幣百萬元 HK\$'m | 港幣百萬元 HK\$'m | 港幣百萬元 HK\$'m |
| 中央銀行 | Central banks | 121,483 | - | - | 121,483 |
| 銀行及其他金融機構 | Banks and other financial institutions | 153,065 | 40,213 | 24,214 | 217,492 |
| | | 274,548 | 40,213 | 24,214 | 338,975 |

於 2014 年 12 月 31 日，本集團及本銀行沒有逾期或減值之銀行及其他金融機構結餘及存款（2013 年：無）。

As at 31 December 2014, there were no overdue or impaired balances and placements with banks and other financial institutions for the Group and the Bank (2013: Nil).

財務報表附註 (續) Notes to the Financial Statements (continued)

4. 金融風險管理 (續) 4. Financial risk management (continued)

4.1 信貸風險 (續)

4.1 Credit Risk (continued)

(E) 債務證券及存款證

(E) Debt securities and certificates of deposit

下表為以發行評級分析之債務證券及存款證賬面值。在無發行評級的情況下，則會按發行人的評級報告。

The following tables present an analysis of the carrying value of debt securities and certificates of deposit by issue rating. In the absence of such issue ratings, the ratings designated for the issuers are reported.

| | | 本集團 The Group | | | | | |
|----------------|---|------------------|-----------|---------|--------|--------|---------|
| | | 2014 | | | | | |
| | | Aaa | Aa1 至 Aa3 | A1 至 A3 | A3 以下 | 無評級 | 總計 |
| | | 港幣百萬元 | 港幣百萬元 | 港幣百萬元 | 港幣百萬元 | 港幣百萬元 | 港幣百萬元 |
| | | HK\$m | HK\$m | HK\$m | HK\$m | HK\$m | HK\$m |
| 可供出售證券 | Available-for-sale securities | 64,186 | 114,709 | 118,872 | 17,492 | 22,077 | 337,336 |
| 持有至到期日證券 | Held-to-maturity securities | 27,263 | 26,730 | 6,221 | 274 | - | 60,488 |
| 貸款及應收款 | Loans and receivables | - | - | 2,856 | - | 2,012 | 4,868 |
| 公平值變化計入損益之金融資產 | Financial assets at fair value through profit or loss | 13,588 | 13,544 | 5,591 | 1,214 | 1,166 | 35,103 |
| 總計 | Total | 105,037 | 154,983 | 133,540 | 18,980 | 25,255 | 437,795 |

| | | 本集團 The Group | | | | | |
|----------------|---|------------------|-----------|---------|--------|--------|---------|
| | | 2013 | | | | | |
| | | Aaa | Aa1 至 Aa3 | A1 至 A3 | A3 以下 | 無評級 | 總計 |
| | | 港幣百萬元 | 港幣百萬元 | 港幣百萬元 | 港幣百萬元 | 港幣百萬元 | 港幣百萬元 |
| | | HK\$m | HK\$m | HK\$m | HK\$m | HK\$m | HK\$m |
| 可供出售證券 | Available-for-sale securities | 73,296 | 148,342 | 128,401 | 23,241 | 20,259 | 393,539 |
| 持有至到期日證券 | Held-to-maturity securities | 2,315 | 2,075 | 24 | 348 | 117 | 4,879 |
| 貸款及應收款 | Loans and receivables | - | - | 7,270 | - | 675 | 7,945 |
| 公平值變化計入損益之金融資產 | Financial assets at fair value through profit or loss | 7,545 | 12,914 | 1,900 | 678 | 607 | 23,644 |
| 總計 | Total | 83,156 | 163,331 | 137,595 | 24,267 | 21,658 | 430,007 |

財務報表附註 (續) Notes to the Financial Statements (continued)

4. 金融風險管理 (續) 4. Financial risk management (continued)

4.1 信貸風險 (續)

4.1 Credit Risk (continued)

(E) 債務證券及存款證 (續)

(E) Debt securities and certificates of deposit (continued)

| | | 本銀行 The Bank | | | | | |
|----------------|---|-----------------|-------------------------|---------------------|---------------------------|----------------|----------------|
| | | 2014 | | | | | |
| | | Aaa | Aa1 至 Aa3 Aa1 to Aa3 | A1 至 A3 A1 to A3 | A3 以下 Lower than A3 | 無評級 Unrated | 總計 Total |
| | | 港幣百萬元 HK\$m | 港幣百萬元 HK\$m | 港幣百萬元 HK\$m | 港幣百萬元 HK\$m | 港幣百萬元 HK\$m | 港幣百萬元 HK\$m |
| 可供出售證券 | Available-for-sale securities | 59,543 | 90,907 | 103,966 | 16,724 | 15,818 | 286,958 |
| 持有至到期日證券 | Held-to-maturity securities | 27,020 | 24,370 | 5,605 | 197 | - | 57,192 |
| 貸款及應收款 | Loans and receivables | - | - | 2,793 | - | - | 2,793 |
| 公平值變化計入損益之金融資產 | Financial assets at fair value through profit or loss | 8,112 | 11,537 | 4,979 | 590 | 1,053 | 26,271 |
| 總計 | Total | 94,675 | 126,814 | 117,343 | 17,511 | 16,871 | 373,214 |

| | | 本銀行 The Bank | | | | | |
|----------------|---|-----------------|-------------------------|---------------------|---------------------------|----------------|----------------|
| | | 2013 | | | | | |
| | | Aaa | Aa1 至 Aa3 Aa1 to Aa3 | A1 至 A3 A1 to A3 | A3 以下 Lower than A3 | 無評級 Unrated | 總計 Total |
| | | 港幣百萬元 HK\$m | 港幣百萬元 HK\$m | 港幣百萬元 HK\$m | 港幣百萬元 HK\$m | 港幣百萬元 HK\$m | 港幣百萬元 HK\$m |
| 可供出售證券 | Available-for-sale securities | 72,199 | 126,984 | 111,706 | 22,440 | 14,494 | 347,823 |
| 持有至到期日證券 | Held-to-maturity securities | 2,315 | 864 | 21 | 270 | 117 | 3,587 |
| 貸款及應收款 | Loans and receivables | - | - | 6,261 | - | - | 6,261 |
| 公平值變化計入損益之金融資產 | Financial assets at fair value through profit or loss | 7,345 | 9,096 | 888 | 47 | 265 | 17,641 |
| 總計 | Total | 81,859 | 136,944 | 118,876 | 22,757 | 14,876 | 375,312 |

財務報表附註 (續) Notes to the Financial Statements (continued)

4. 金融風險管理 (續) 4. Financial risk management (continued)

4.1 信貸風險 (續)

(E) 債務證券及存款證 (續)

下表為非逾期或減值之債務證券及存款證於12月31日按發行評級之分析。在無發行評級的情況下，則會按發行人的評級報告。

4.1 Credit Risk (continued)

(E) Debt securities and certificates of deposit (continued)

The following tables present an analysis of debt securities and certificates of deposit neither overdue nor impaired as at 31 December by issue rating. In the absence of such issue ratings, the ratings designated for the issuers are reported.

| | | 本集團 The Group | | | | | |
|----------------|---|------------------|----------------|----------------|---------------------------|----------------|----------------|
| | | 2014 | | | | | |
| | | Aaa | Aa1 至 Aa3 | A1 至 A3 | A3 以下 Lower than A3 | 無評級 Unrated | 總計 Total |
| | | 港幣百萬元 HK\$m | 港幣百萬元 HK\$m | 港幣百萬元 HK\$m | 港幣百萬元 HK\$m | 港幣百萬元 HK\$m | 港幣百萬元 HK\$m |
| 可供出售證券 | Available-for-sale securities | 64,186 | 114,709 | 118,872 | 17,492 | 22,077 | 337,336 |
| 持有至到期日證券 | Held-to-maturity securities | 27,237 | 26,730 | 6,220 | 274 | - | 60,461 |
| 貸款及應收款 | Loans and receivables | - | - | 2,856 | - | 2,012 | 4,868 |
| 公平值變化計入損益之金融資產 | Financial assets at fair value through profit or loss | 13,588 | 13,544 | 5,591 | 1,214 | 1,166 | 35,103 |
| 總計 | Total | 105,011 | 154,983 | 133,539 | 18,980 | 25,255 | 437,768 |

| | | 本集團 The Group | | | | | |
|----------------|---|------------------|----------------|----------------|---------------------------|----------------|----------------|
| | | 2013 | | | | | |
| | | Aaa | Aa1 至 Aa3 | A1 至 A3 | A3 以下 Lower than A3 | 無評級 Unrated | 總計 Total |
| | | 港幣百萬元 HK\$m | 港幣百萬元 HK\$m | 港幣百萬元 HK\$m | 港幣百萬元 HK\$m | 港幣百萬元 HK\$m | 港幣百萬元 HK\$m |
| 可供出售證券 | Available-for-sale securities | 73,296 | 148,336 | 128,401 | 23,241 | 20,259 | 393,533 |
| 持有至到期日證券 | Held-to-maturity securities | 2,271 | 2,075 | 23 | 348 | 117 | 4,834 |
| 貸款及應收款 | Loans and receivables | - | - | 7,270 | - | 675 | 7,945 |
| 公平值變化計入損益之金融資產 | Financial assets at fair value through profit or loss | 7,545 | 12,914 | 1,900 | 678 | 607 | 23,644 |
| 總計 | Total | 83,112 | 163,325 | 137,594 | 24,267 | 21,658 | 429,956 |

財務報表附註 (續) Notes to the Financial Statements (continued)

4. 金融風險管理 (續) 4. Financial risk management (continued)

4.1 信貸風險 (續)

4.1 Credit Risk (continued)

**(E) 債務證券及存款證
(續)**

(E) Debt securities and certificates of deposit (continued)

| | | 本銀行 The Bank | | | | | |
|----------------|---|-----------------|-------------------------|---------------------|---------------------------|----------------|----------------|
| | | 2014 | | | | | |
| | | Aaa | Aa1 至 Aa3 Aa1 to Aa3 | A1 至 A3 A1 to A3 | A3 以下 Lower than A3 | 無評級 Unrated | 總計 Total |
| | | 港幣百萬元 HK\$m | 港幣百萬元 HK\$m | 港幣百萬元 HK\$m | 港幣百萬元 HK\$m | 港幣百萬元 HK\$m | 港幣百萬元 HK\$m |
| 可供出售證券 | Available-for-sale securities | 59,543 | 90,907 | 103,966 | 16,724 | 15,818 | 286,958 |
| 持有至到期日證券 | Held-to-maturity securities | 26,994 | 24,370 | 5,604 | 197 | - | 57,165 |
| 貸款及應收款 | Loans and receivables | - | - | 2,793 | - | - | 2,793 |
| 公平值變化計入損益之金融資產 | Financial assets at fair value through profit or loss | 8,112 | 11,537 | 4,979 | 590 | 1,053 | 26,271 |
| 總計 | Total | 94,649 | 126,814 | 117,342 | 17,511 | 16,871 | 373,187 |

| | | 本銀行 The Bank | | | | | |
|----------------|---|-----------------|-------------------------|---------------------|---------------------------|----------------|----------------|
| | | 2013 | | | | | |
| | | Aaa | Aa1 至 Aa3 Aa1 to Aa3 | A1 至 A3 A1 to A3 | A3 以下 Lower than A3 | 無評級 Unrated | 總計 Total |
| | | 港幣百萬元 HK\$m | 港幣百萬元 HK\$m | 港幣百萬元 HK\$m | 港幣百萬元 HK\$m | 港幣百萬元 HK\$m | 港幣百萬元 HK\$m |
| 可供出售證券 | Available-for-sale securities | 72,199 | 126,978 | 111,706 | 22,440 | 14,494 | 347,817 |
| 持有至到期日證券 | Held-to-maturity securities | 2,271 | 864 | 20 | 270 | 117 | 3,542 |
| 貸款及應收款 | Loans and receivables | - | - | 6,261 | - | - | 6,261 |
| 公平值變化計入損益之金融資產 | Financial assets at fair value through profit or loss | 7,345 | 9,096 | 888 | 47 | 265 | 17,641 |
| 總計 | Total | 81,815 | 136,938 | 118,875 | 22,757 | 14,876 | 375,261 |

財務報表附註 (續) Notes to the Financial Statements (continued)

4. 金融風險管理 (續) 4. Financial risk management (continued)

4.1 信貸風險 (續)

(E) 債務證券及存款證 (續)

下表為減值債務證券之發行評級分析。在無發行評級的情況下，則會按發行人的評級報告。

4.1 Credit Risk (continued)

(E) Debt securities and certificates of deposit (continued)

The following tables present an analysis of impaired debt securities by issue rating. In the absence of such issue ratings, the ratings designated for the issuers are reported.

| | | 本集團及本銀行 The Group and the Bank | | | | | | |
|-----------|--|-----------------------------------|--------------------|--------------------|---------------------------|--------------------|--|--------------------|
| | | 2014 | | | | | | |
| | | 賬面值 Carrying values | | | | | 其中： 累計減值準備 Of which accumulated impairment allowances | |
| | | Aaa | Aa1 至 Aa3 | A1 至 A3 | A3 以下 Lower than A3 | 無評級 Unrated | 總計 Total | |
| | | 港幣 百萬元 HK\$m | 港幣 百萬元 HK\$m | 港幣 百萬元 HK\$m | 港幣 百萬元 HK\$m | 港幣 百萬元 HK\$m | 港幣 百萬元 HK\$m | 港幣 百萬元 HK\$m |
| 持有至到期日證券 | Held-to-maturity securities | 26 | - | 1 | - | - | 27 | 1 |
| 其中：累計減值準備 | Of which accumulated impairment allowances | 1 | - | - | - | - | 1 | |
| | | 本集團及本銀行 The Group and the Bank | | | | | | |
| | | 2013 | | | | | | |
| | | 賬面值 Carrying values | | | | | 其中： 累計減值準備 Of which accumulated impairment allowances | |
| | | Aaa | Aa1 至 Aa3 | A1 至 A3 | A3 以下 Lower than A3 | 無評級 Unrated | 總計 Total | |
| | | 港幣 百萬元 HK\$m | 港幣 百萬元 HK\$m | 港幣 百萬元 HK\$m | 港幣 百萬元 HK\$m | 港幣 百萬元 HK\$m | 港幣 百萬元 HK\$m | 港幣 百萬元 HK\$m |
| 可供出售證券 | Available-for-sale securities | - | 6 | - | - | - | 6 | - |
| 持有至到期日證券 | Held-to-maturity securities | 44 | - | 1 | - | - | 45 | 3 |
| 總計 | Total | 44 | 6 | 1 | - | - | 51 | 3 |
| 其中：累計減值準備 | Of which accumulated impairment allowances | 3 | - | - | - | - | 3 | |

於2014年12月31日，本集團及本銀行沒有減值之存款證及沒有逾期之債務證券及存款證（2013年：無）。

As at 31 December 2014, there were no impaired certificates of deposit and no overdue debt securities and certificates of deposit for the Group and the Bank (2013: Nil).

財務報表附註 (續) Notes to the Financial Statements (continued)

4. 金融風險管理 (續) 4. Financial risk management (continued)

4.2 市場風險

市場風險是指因金融市場價格(匯率、利率、股票價格、商品價格)波動導致整體的外匯、利率、股票和商品持倉值出現變化而可能給本集團帶來的損失。本集團採取適中的市場風險偏好，實現風險與收益的平衡。市場風險管理的目標，是根據本集團的風險偏好和資金業務發展策略，依靠完善的風險管理制度和相關管理手段，有效管理本集團業務中可能產生的市場風險，促進資金業務健康發展。

本集團按照風險管理企業管治原則管理市場風險，董事會及風險委員會、高層管理人員和職能部門／單位，各司其職，各負其責。風險管理部(市場風險管理處)是負責市場風險管理的主責單位，協助高層管理人員履行日常管理職責，獨立監察本集團及中銀香港的市場風險狀況以及管理政策和限額執行情況，並確保整體和個別的市場風險均控制在可接受水平內。

本集團市場風險管理的範圍，包括中銀香港和各附屬機構。本集團制訂一致的市場風險管理政策，規範中銀香港及各附屬機構的市場風險管理，同時，設置集團風險值及壓力測試限額，並根據各附屬機構業務需求和風險承受能力，統一配置和監督使用。在符合集團政策規定的前提下，各附屬機構管理者，在事前經中銀香港認可，可以制訂具體的政策及程序，並須承擔管理其機構日常市場風險的責任。各附屬機構設有獨立的風險監控團隊，監控每日的市場風險及限額執行情況，並定期向中銀香港提交管理信息和報告。

4.2 Market Risk

Market risk refers to the risk of loss arising from movements in the value of foreign exchange, interest rate, equity and commodity positions held by the Group due to the volatility of financial market price (foreign exchange rate, interest rate, equity price, commodity price). The Group adopts a moderate market risk appetite to achieve a balance between risk and return. The Group's objective in managing market risk is to secure healthy growth of the treasury business, by effective management of potential market risk in the Group's business, according to the Group's overall risk appetite and strategy of treasury business on the basis of a well established risk management regime and related management measures.

In accordance with the Group's corporate governance principles in respect of risk management, the Board and RC, senior management and functional departments/units perform their duties and responsibilities to manage the Group's market risk. The RMD (Market Risk Management Division) is mainly responsible for managing market risk, assisting senior management to perform their day-to-day duties, independently monitoring the market risk profile and compliance of management policies and limits of the Group and BOCHK, and ensuring that the aggregate and individual market risks are within acceptable levels.

The Group's market risk management covers BOCHK and its subsidiaries. The Group establishes consistent market risk management policies to regulate BOCHK's and subsidiaries' market risk management; meanwhile, the Group sets up the Group VAR and stress test limits, which are allocated and monitored across the Group, according to the subsidiaries' business requirements and risk tolerance levels. In line with the requirements set in the Group policy, the management of subsidiaries may, subject to prior consent by BOCHK, formulate the detailed policies and procedures and are responsible for managing their daily market risk. The subsidiaries set up independent risk monitoring teams to monitor daily market risk and limit compliance, and submit management information and reports to BOCHK on a regular basis.

財務報表附註 (續) Notes to the Financial Statements (continued)

4. 金融風險管理 (續) 4. Financial risk management (continued)

4.2 市場風險 (續)

本集團設有市場風險指標及限額，用於識別、計量、監測和控制市場風險。主要風險指標和限額包括但不限於風險值、止損額、敞口額、壓力測試以及敏感性分析(基點價值、期權敏感度)等。主要風險指標和限額視管理需要劃分為四個層級，分別由風險委員會、管理委員會、風險總監及主管資金業務的副總裁或業務單位主管批准，中銀香港資金業務單位及各附屬機構(就集團限額而言)必須在批核的市場風險指標和限額範圍內開展業務。

(A) 風險值

本集團採用風險值量度一般市場風險，並定期向風險委員會和高層管理人員報告。本集團採用統一的風險值計量模型，運用歷史模擬法，以過去2年歷史市場數據為參照，計算99%置信水平下及1天持有期內集團層面及各附屬機構的風險值，並設定本集團和各附屬機構的風險值限額。

4.2 Market Risk (continued)

The Group sets up market risk indicators and limits to identify, measure, monitor and control market risk. Major risk indicators and limits include but are not limited to VAR, Stop Loss, Open Position, Stress Testing and Sensitivity Analysis (Basis Point Value, Greeks), etc. To meet management requirements, major risk indicators and limits are classified into four levels, and are approved by the RC, MC, CRO and the DCE in charge of the treasury business or the head of the respective business unit respectively. Treasury business units of BOCHK and subsidiaries (as for Group Limit) are required to conduct their business within approved market risk indicators and limits.

(A) VAR

The Group uses the VAR to measure and report general market risks to the RC and senior management on a periodic basis. The Group adopts a uniformed VAR calculation model, using a historical simulation approach and two years of historical market data, to calculate the VAR of the Group and subsidiaries over a 1-day holding period with a 99% confidence level, and sets up the VAR limit of the Group and subsidiaries.

財務報表附註 (續) Notes to the Financial Statements (continued)

4. 金融風險管理 (續) 4. Financial risk management (continued)

4.2 市場風險 (續)

4.2 Market Risk (continued)

(A) 風險值 (續)

(A) VAR (continued)

下表詳述本集團一般市場風險持倉的風險值¹。

The following table sets out the VAR for all general market risk exposure¹ of the Group.

| | | 年份 Year | 於 12 月 31 日 | 全年 最低數值 | 全年 最高數值 | 全年 平均數值 |
|------------|-------------------------------|------------|-------------------|-------------------------|-------------------------|-------------------------|
| | | | At 31 December | Minimum for the year | Maximum for the year | Average for the year |
| | | | 港幣百萬元 HK\$m | 港幣百萬元 HK\$m | 港幣百萬元 HK\$m | 港幣百萬元 HK\$m |
| 全部市場風險之風險值 | VAR for all market risk | 2014 | 18.0 | 16.2 | 35.1 | 23.9 |
| | | 2013 | 19.2 | 13.9 | 40.8 | 23.1 |
| 匯率風險之風險值 | VAR for foreign exchange risk | 2014 | 11.2 | 9.6 | 19.5 | 13.5 |
| | | 2013 | 16.1 | 10.3 | 37.8 | 17.4 |
| 利率風險之風險值 | VAR for interest rate risk | 2014 | 18.1 | 16.4 | 39.5 | 24.2 |
| | | 2013 | 24.0 | 8.8 | 39.6 | 20.0 |
| 股票風險之風險值 | VAR for equity risk | 2014 | 0.1 | 0.1 | 0.7 | 0.3 |
| | | 2013 | 0.1 | 0.0 | 3.2 | 1.1 |
| 商品風險之風險值 | VAR for commodity risk | 2014 | 0.1 | 0.0 | 1.3 | 0.2 |
| | | 2013 | 0.0 | 0.0 | 0.7 | 0.1 |

註：
1. 不包括外匯結構性敞口的風險值。

Note:
1. Structural FX positions have been excluded.

財務報表附註 (續) Notes to the Financial Statements (continued)

4. 金融風險管理 (續) 4. Financial risk management (continued)

4.2 市場風險 (續)

(A) 風險值 (續)

雖然風險值是量度市場風險的一項重要指標，但也有其局限性，例如：

- 採用歷史市場數據估計未來動態未能顧及所有可能出現的情況，尤其是一些極端情況；
- 一日持倉期的計算方法假設所有頭盤均可以在一日內套現或對沖。這項假設未必能完全反映市場風險，尤其在市場流通度極低時，可能未及在一日持倉期內套現或對沖所有頭盤；
- 根據定義，當採用99%置信水平時，即未有考慮在此置信水平以外或會出現的虧損；以及
- 風險值是以營業時間結束時的頭盤作計算基準，因此並不一定反映交易時段內的風險。

4.2 Market Risk (continued)

(A) VAR (continued)

Although a valuable guide to market risk, VAR should always be viewed in the context of its limitations. For example:

- the use of historical market data as a proxy for estimating future events may not encompass all potential events, particularly those which are extreme in nature;
- the use of a one-day holding period assumes that all positions can be liquidated or hedged in one day. This may not fully reflect the market risk arising at times of severe illiquidity, when a one-day holding period may be insufficient to liquidate or hedge all positions fully;
- the use of a 99% confidence level, by definition, does not take into account losses that might occur beyond this level of confidence; and
- VAR is calculated on the basis of exposures outstanding at the close of business and therefore does not necessarily reflect intra-day exposures.

財務報表附註 (續) Notes to the Financial Statements (continued)

4. 金融風險管理 (續) 4. Financial risk management (continued)

4.2 市場風險 (續)

(A) 風險值 (續)

本集團充分了解風險值指標的局限性，因此，制定了壓力測試指標及限額以評估和管理風險值不能涵蓋的市場風險。市場風險壓力測試包括按不同風險因素改變的嚴峻程度所作的敏感性測試，以及對歷史事件的情景分析，如1987股災、1994債券市場危機、1997亞洲金融風暴、2001年美國911事件以及2008金融海嘯等。

(B) 外匯風險

本集團的資產及負債集中在港元、美元及人民幣等主要貨幣。為確保外匯風險承擔保持在可接受水平，本集團利用風險限額（例如頭盤及風險值限額）作為監控工具。此外，本集團致力於減少同一貨幣的資產與負債錯配，並通常利用外匯合約（例如外匯掉期）管理由外幣資產負債所產生的外匯風險。

4.2 Market Risk (continued)

(A) VAR (continued)

The Group recognises these limitations by formulating stress test indicators and limits to assess and manage the market risk uncovered by VAR. The stress testing programme of the market risk includes sensitivity testing on changes in risk factors with various degrees of severity, as well as scenario analysis on historical events including the 1987 Equity Market Crash, 1994 Bond Market Crash, 1997 Asian Financial Crisis, 2001 9-11 event and 2008 Financial Tsunami, etc.

(B) Currency risk

The Group's assets and liabilities are denominated in major currencies, particularly the HK dollar, the US dollar and Renminbi. To ensure the currency risk exposure of the Group is kept to an acceptable level, risk limits (e.g. Position and VAR limit) are used to serve as a monitoring tool. Moreover, the Group seeks to minimise the gap between assets and liabilities in the same currency. Foreign exchange contracts (e.g. FX swaps) are usually used to manage FX risk associated with foreign currency-denominated assets and liabilities.

財務報表附註 (續) Notes to the Financial Statements (continued)

4. 金融風險管理 (續) 4. Financial risk management (continued)

4.2 市場風險 (續)

4.2 Market Risk (continued)

(B) 外匯風險 (續)

(B) Currency risk (continued)

下表概述了本集團及本銀行於 12 月 31 日之外幣匯率風險承擔。表內的資產及負債以折合港元賬面值列示，並按原幣分類。

The tables below summarise the Group's and the Bank's exposure to foreign currency exchange rate risk as at 31 December. Included in the tables are the assets and liabilities at carrying amounts in HK dollars equivalent, categorised by the original currency.

| | | 本集團 | | | | | | | |
|--------------------------|---|----------------|----------------|----------------|---------------|--------------|----------------|---------------|------------------|
| | | The Group | | | | | | | |
| | | 2014 | | | | | | | |
| | | 人民幣 | 美元 | 港元 | 歐羅 | 日圓 | 英鎊 | 其他 | 總計 |
| | | Renminbi | US Dollars | HK Dollars | Euro | Japanese Yen | Pound Sterling | Others | Total |
| | | 港幣 | 港幣 | 港幣 | 港幣 | 港幣 | 港幣 | 港幣 | 港幣 |
| | | 百萬元 | 百萬元 | 百萬元 | 百萬元 | 百萬元 | 百萬元 | 百萬元 | 百萬元 |
| | | HK\$m | HK\$m | HK\$m | HK\$m | HK\$m | HK\$m | HK\$m | HK\$m |
| 資產 | Assets | | | | | | | | |
| 庫存現金及存放銀行及其他金融機構的結餘 | Cash and balances with banks and other financial institutions | 319,779 | 37,931 | 31,170 | 3,120 | 1,031 | 803 | 4,418 | 398,252 |
| 在銀行及其他金融機構一至十二個月內到期之定期存放 | Placements with banks and other financial institutions maturing between one and twelve months | 23,299 | 9,613 | 3,393 | 90 | - | 97 | 944 | 37,436 |
| 公平值變化計入損益之金融資產 | Financial assets at fair value through profit or loss | 13,500 | 4,706 | 16,826 | - | - | - | 74 | 35,106 |
| 衍生金融工具 | Derivative financial instruments | 207 | 8,070 | 25,040 | 5 | 2 | 9 | 26 | 33,359 |
| 香港特別行政區政府負債證明書 | Hong Kong SAR Government certificates of indebtedness | - | - | 90,770 | - | - | - | - | 90,770 |
| 貸款及其他賬項 | Advances and other accounts | 108,083 | 285,073 | 603,658 | 8,013 | 389 | 117 | 8,708 | 1,014,041 |
| 證券投資 | Investment in securities | | | | | | | | |
| - 可供出售證券 | - Available-for-sale securities | 77,941 | 146,818 | 82,400 | 5,713 | - | 7,362 | 18,088 | 338,322 |
| - 持有至到期日證券 | - Held-to-maturity securities | 23,633 | 32,434 | 1,105 | - | - | 649 | 2,667 | 60,488 |
| - 貸款及應收款 | - Loans and receivables | 2,075 | 294 | 2,499 | - | - | - | - | 4,868 |
| 聯營公司及合資企業權益 | Interests in associates and a joint venture | - | - | 324 | - | - | - | - | 324 |
| 投資物業 | Investment properties | 88 | - | 14,602 | - | - | - | - | 14,690 |
| 物業、器材及設備 | Properties, plant and equipment | 831 | 2 | 54,208 | - | - | - | - | 55,041 |
| 其他資產 (包括遞延稅項資產) | Other assets (including deferred tax assets) | 625 | 3,647 | 14,143 | 520 | 20 | 23 | 258 | 19,236 |
| 資產總額 | Total assets | 570,061 | 528,588 | 940,138 | 17,461 | 1,442 | 9,060 | 35,183 | 2,101,933 |

財務報表附註 (續) Notes to the Financial Statements (continued)

4. 金融風險管理 (續) 4. Financial risk management (continued)

4.2 市場風險 (續)

4.2 Market Risk (continued)

(B) 外匯風險 (續)

(B) Currency risk (continued)

| | | 本集團 The Group | | | | | | |
|--|--------------------|--------------------|--------------------|--------------------|--------------------|----------------------|--------------------|--------------------|
| | | 2014 | | | | | | |
| | 人民幣 Renminbi | 美元 US Dollars | 港元 HK Dollars | 歐羅 Euro | 日圓 Japanese Yen | 英鎊 Pound Sterling | 其他 Others | 總計 Total |
| | 港幣 百萬元 HK\$m | 港幣 百萬元 HK\$m | 港幣 百萬元 HK\$m | 港幣 百萬元 HK\$m | 港幣 百萬元 HK\$m | 港幣 百萬元 HK\$m | 港幣 百萬元 HK\$m | 港幣 百萬元 HK\$m |
| 負債 | Liabilities | | | | | | | |
| 香港特別行政區流通紙幣 | | | | | | | | |
| Hong Kong SAR currency notes in circulation | - | - | 90,770 | - | - | - | - | 90,770 |
| 銀行及其他金融機構之存款及結餘 | | | | | | | | |
| Deposits and balances from banks and other financial institutions | 132,829 | 63,638 | 37,170 | 59 | 42 | 16 | 2,026 | 235,780 |
| 公平值變化計入損益之金融負債 | | | | | | | | |
| Financial liabilities at fair value through profit or loss | 937 | 15 | 10,078 | - | - | 6 | 1,224 | 12,260 |
| 衍生金融工具 | | | | | | | | |
| Derivative financial instruments | 334 | 2,567 | 17,649 | 151 | 2 | 8 | 61 | 20,772 |
| 客戶存款 | | | | | | | | |
| Deposits from customers | 342,864 | 310,412 | 771,486 | 13,285 | 3,388 | 10,637 | 31,326 | 1,483,398 |
| 已發行債務證券及存款證 | | | | | | | | |
| Debt securities and certificates of deposit in issue | - | 9,780 | - | - | 1,993 | - | 128 | 11,901 |
| 其他賬項及準備 (包括應付稅項及遞延稅項負債) | | | | | | | | |
| Other accounts and provisions (including current and deferred tax liabilities) | 13,433 | 10,701 | 30,776 | 1,099 | 69 | 418 | 835 | 57,331 |
| 後償負債 | | | | | | | | |
| Subordinated liabilities | - | 19,676 | - | - | - | - | - | 19,676 |
| 負債總額 | 490,397 | 416,789 | 957,929 | 14,594 | 5,494 | 11,085 | 35,600 | 1,931,888 |
| 資產負債表頭寸淨值 | | | | | | | | |
| Net on-balance sheet position | 79,664 | 111,799 | (17,791) | 2,867 | (4,052) | (2,025) | (417) | 170,045 |
| 表外資產負債頭寸淨值* | | | | | | | | |
| Off-balance sheet net notional position* | (67,130) | (98,359) | 172,541 | (2,740) | 3,831 | 1,869 | (508) | 9,504 |
| 或然負債及承擔 | | | | | | | | |
| Contingent liabilities and commitments | 67,295 | 179,433 | 311,278 | 1,937 | 423 | 14 | 1,007 | 561,387 |

財務報表附註 (續) Notes to the Financial Statements (continued)

4. 金融風險管理 (續) 4. Financial risk management (continued)

4.2 市場風險 (續)

4.2 Market Risk (continued)

(B) 外匯風險 (續)

(B) Currency risk (continued)

| | | 本集團 The Group | | | | | | | |
|--------------------------|---|---------------------|---------------------|----------------|-----------------------|-------------------------|--------------|---------------|------------------|
| | | 2013 | | | | | | | |
| | 人民幣 Renminbi | 美元 US Dollars | 港元 HK Dollars | 歐羅 Euro | 日圓 Japanese Yen | 英鎊 Pound Sterling | 其他 Others | 總計 Total | |
| | 港幣 百萬元 | 港幣 百萬元 | 港幣 百萬元 | 港幣 百萬元 | 港幣 百萬元 | 港幣 百萬元 | 港幣 百萬元 | 港幣 百萬元 | |
| | HK\$m | HK\$m | HK\$m | HK\$m | HK\$m | HK\$m | HK\$m | HK\$m | |
| 資產 | Assets | | | | | | | | |
| 庫存現金及存放銀行及其他金融機構的結餘 | Cash and balances with banks and other financial institutions | 296,351 | 38,474 | 14,159 | 1,264 | 230 | 259 | 2,743 | 353,480 |
| 在銀行及其他金融機構一至十二個月內到期之定期存放 | Placements with banks and other financial institutions maturing between one and twelve months | 35,264 | 10,442 | 476 | 107 | - | - | 405 | 46,694 |
| 公平值變化計入損益之金融資產 | Financial assets at fair value through profit or loss | 5,198 | 2,721 | 15,922 | - | - | - | 161 | 24,002 |
| 衍生金融工具 | Derivative financial instruments | 722 | 4,598 | 19,900 | 2 | - | - | 20 | 25,242 |
| 香港特別行政區政府負債證明書 | Hong Kong SAR Government certificates of indebtedness | - | - | 99,190 | - | - | - | - | 99,190 |
| 貸款及其他賬項 | Advances and other accounts | 104,996 | 259,230 | 549,866 | 3,792 | 459 | 205 | 6,327 | 924,875 |
| 證券投資 | Investment in securities | | | | | | | | |
| - 可供出售證券 | - Available-for-sale securities | 80,404 | 201,352 | 83,437 | 6,024 | 296 | 515 | 22,981 | 395,009 |
| - 持有至到期日證券 | - Held-to-maturity securities | 702 | 1,981 | 677 | - | - | - | 1,519 | 4,879 |
| - 貸款及應收款 | - Loans and receivables | 833 | 4,039 | 3,073 | - | - | - | - | 7,945 |
| 聯營公司及合資企業權益 | Interests in associates and a joint venture | - | - | 292 | - | - | - | - | 292 |
| 投資物業 | Investment properties | 135 | - | 14,592 | - | - | - | - | 14,727 |
| 物業、器材及設備 | Properties, plant and equipment | 865 | 3 | 51,324 | - | - | - | - | 52,192 |
| 其他資產 (包括遞延稅項資產) | Other assets (including deferred tax assets) | 886 | 1,244 | 18,035 | 487 | 111 | 10 | 477 | 21,250 |
| 資產總額 | Total assets | 526,356 | 524,084 | 870,943 | 11,676 | 1,096 | 989 | 34,633 | 1,969,777 |

財務報表附註 (續) Notes to the Financial Statements (continued)

4. 金融風險管理 (續) 4. Financial risk management (continued)

4.2 市場風險 (續)

4.2 Market Risk (continued)

(B) 外匯風險 (續)

(B) Currency risk (continued)

| | | 本集團 The Group | | | | | | |
|-------------------------|--|------------------|------------------|---------------|--------------------|----------------------|---------------|------------------|
| | | 2013 | | | | | | |
| | 人民幣 Renminbi | 美元 US Dollars | 港元 HK Dollars | 歐羅 Euro | 日圓 Japanese Yen | 英鎊 Pound Sterling | 其他 Others | 總計 Total |
| | 港幣 百萬元 | 港幣 百萬元 | 港幣 百萬元 | 港幣 百萬元 | 港幣 百萬元 | 港幣 百萬元 | 港幣 百萬元 | 港幣 百萬元 |
| | HK\$m | HK\$m | HK\$m | HK\$m | HK\$m | HK\$m | HK\$m | HK\$m |
| 負債 | Liabilities | | | | | | | |
| 香港特別行政區流通紙幣 | Hong Kong SAR currency notes in circulation | | | | | | | |
| | - | - | 99,190 | - | - | - | - | 99,190 |
| 銀行及其他金融機構之存款及結餘 | Deposits and balances from banks and other financial institutions | | | | | | | |
| | 167,166 | 58,511 | 50,607 | 381 | 89 | 106 | 1,413 | 278,273 |
| 公平值變化計入損益之金融負債 | Financial liabilities at fair value through profit or loss | | | | | | | |
| | 1,590 | 16 | 10,842 | - | - | 7 | 1,125 | 13,580 |
| 衍生金融工具 | Derivative financial instruments | | | | | | | |
| | 894 | 2,196 | 15,395 | 187 | 1 | - | 74 | 18,747 |
| 客戶存款 | Deposits from customers | | | | | | | |
| | 311,870 | 273,621 | 678,429 | 9,965 | 3,563 | 11,270 | 40,658 | 1,329,376 |
| 已發行債務證券及存款證 | Debt securities and certificates of deposit in issue | | | | | | | |
| | - | 5,684 | - | - | - | - | - | 5,684 |
| 其他賬項及準備 (包括應付稅項及遞延稅項負債) | Other accounts and provisions (including current and deferred tax liabilities) | | | | | | | |
| | 11,542 | 9,057 | 33,513 | 981 | 148 | 600 | 1,294 | 57,135 |
| 後償負債 | Subordinated liabilities | | | | | | | |
| | - | 19,849 | - | - | - | - | - | 19,849 |
| 負債總額 | 493,062 | 368,934 | 887,976 | 11,514 | 3,801 | 11,983 | 44,564 | 1,821,834 |
| 資產負債表頭寸淨值 | Net on-balance sheet position | | | | | | | |
| | 33,294 | 155,150 | (17,033) | 162 | (2,705) | (10,994) | (9,931) | 147,943 |
| 表外資產負債頭寸淨值* | Off-balance sheet net notional position* | | | | | | | |
| | (22,528) | (145,010) | 149,367 | (17) | 2,573 | 10,966 | 9,465 | 4,816 |
| 或然負債及承擔 | Contingent liabilities and commitments | | | | | | | |
| | 73,056 | 146,235 | 293,937 | 4,069 | 501 | 1,244 | 4,223 | 523,265 |

財務報表附註 (續) Notes to the Financial Statements (continued)

4. 金融風險管理 (續) 4. Financial risk management (continued)

4.2 市場風險 (續)

4.2 Market Risk (continued)

(B) 外匯風險 (續)

(B) Currency risk (continued)

| | | 本銀行 The Bank | | | | | | | |
|--------------------------|---|------------------|------------------|----------------|--------------------|----------------------|--------------|---------------|------------------|
| | | 2014 | | | | | | | |
| | 人民幣 Renminbi | 美元 US Dollars | 港元 HK Dollars | 歐羅 Euro | 日圓 Japanese Yen | 英鎊 Pound Sterling | 其他 Others | 總計 Total | |
| | 港幣 百萬元 | 港幣 百萬元 | 港幣 百萬元 | 港幣 百萬元 | 港幣 百萬元 | 港幣 百萬元 | 港幣 百萬元 | 港幣 百萬元 | |
| | HK\$m | HK\$m | HK\$m | HK\$m | HK\$m | HK\$m | HK\$m | HK\$m | |
| 資產 | Assets | | | | | | | | |
| 庫存現金及存放銀行及其他金融機構的結餘 | Cash and balances with banks and other financial institutions | 287,755 | 36,775 | 19,590 | 2,192 | 794 | 252 | 4,056 | 351,414 |
| 在銀行及其他金融機構一至十二個月內到期之定期存放 | Placements with banks and other financial institutions maturing between one and twelve months | 6,502 | 7,455 | 3,033 | - | - | - | - | 16,990 |
| 公平值變化計入損益之金融資產 | Financial assets at fair value through profit or loss | 13,464 | 3,349 | 9,387 | - | - | - | 74 | 26,274 |
| 衍生金融工具 | Derivative financial instruments | 177 | 8,047 | 24,554 | 5 | 2 | 9 | 26 | 32,820 |
| 香港特別行政區政府負債證明書 | Hong Kong SAR Government certificates of indebtedness | - | - | 90,770 | - | - | - | - | 90,770 |
| 貸款及其他賬項 | Advances and other accounts | 57,541 | 233,407 | 511,290 | 7,259 | 341 | 44 | 8,582 | 818,464 |
| 證券投資 | Investment in securities | | | | | | | | |
| - 可供出售證券 | - Available-for-sale securities | 56,373 | 137,833 | 69,575 | 4,425 | - | 7,034 | 11,909 | 287,149 |
| - 持有至到期日證券 | - Held-to-maturity securities | 21,258 | 32,434 | 428 | - | - | 649 | 2,423 | 57,192 |
| - 貸款及應收款 | - Loans and receivables | - | 294 | 2,499 | - | - | - | - | 2,793 |
| 附屬公司權益 | Interests in subsidiaries | - | - | 14,482 | - | - | - | - | 14,482 |
| 聯營公司及合資企業權益 | Interests in associates and a joint venture | - | - | 8 | - | - | - | - | 8 |
| 投資物業 | Investment properties | - | - | 14,241 | - | - | - | - | 14,241 |
| 物業、器材及設備 | Properties, plant and equipment | - | - | 44,914 | - | - | - | - | 44,914 |
| 其他資產 | Other assets | 187 | 4,712 | 14,064 | 773 | 15 | 343 | 289 | 20,383 |
| 資產總額 | Total assets | 443,257 | 464,306 | 818,835 | 14,654 | 1,152 | 8,331 | 27,359 | 1,777,894 |

財務報表附註 (續) Notes to the Financial Statements (continued)

4. 金融風險管理 (續) 4. Financial risk management (continued)

4.2 市場風險 (續)

4.2 Market Risk (continued)

(B) 外匯風險 (續)

(B) Currency risk (continued)

| | | 本銀行 The Bank | | | | | | | |
|-------------------------|--|--------------------|--------------------|--------------------|--------------------|--------------------|----------------------|--------------------|--------------------|
| | | 2014 | | | | | | | |
| | | 人民幣 Renminbi | 美元 US Dollars | 港元 HK Dollars | 歐羅 Euro | 日圓 Japanese Yen | 英鎊 Pound Sterling | 其他 Others | 總計 Total |
| | | 港幣 百萬元 HK\$m | 港幣 百萬元 HK\$m | 港幣 百萬元 HK\$m | 港幣 百萬元 HK\$m | 港幣 百萬元 HK\$m | 港幣 百萬元 HK\$m | 港幣 百萬元 HK\$m | 港幣 百萬元 HK\$m |
| 負債 | Liabilities | | | | | | | | |
| 香港特別行政區流通紙幣 | Hong Kong SAR currency notes in circulation | - | - | 90,770 | - | - | - | - | 90,770 |
| 銀行及其他金融機構之存款及結餘 | Deposits and balances from banks and other financial institutions | 120,366 | 59,408 | 36,397 | 99 | 42 | 23 | 794 | 217,129 |
| 公平值變化計入損益之金融負債 | Financial liabilities at fair value through profit or loss | 937 | 15 | 5,107 | - | - | 6 | 1,224 | 7,289 |
| 衍生金融工具 | Derivative financial instruments | 230 | 2,506 | 17,498 | 151 | 2 | 8 | 61 | 20,456 |
| 客戶存款 | Deposits from customers | 261,503 | 266,953 | 653,392 | 10,311 | 5,140 | 10,005 | 26,167 | 1,233,471 |
| 已發行債務證券及存款證 | Debt securities and certificates of deposit in issue | - | 9,702 | - | - | - | - | - | 9,702 |
| 其他賬項及準備 (包括應付稅項及遞延稅項負債) | Other accounts and provisions (including current and deferred tax liabilities) | 1,314 | 9,613 | 25,746 | 994 | 3 | 413 | 710 | 38,793 |
| 後償負債 | Subordinated liabilities | - | 19,676 | - | - | - | - | - | 19,676 |
| 負債總額 | Total liabilities | 384,350 | 367,873 | 828,910 | 11,555 | 5,187 | 10,455 | 28,956 | 1,637,286 |
| 資產負債表頭寸淨值 | Net on-balance sheet position | 58,907 | 96,433 | (10,075) | 3,099 | (4,035) | (2,124) | (1,597) | 140,608 |
| 表外資產負債頭寸淨值* | Off-balance sheet net notional position* | (55,968) | (84,613) | 146,389 | (2,983) | 3,807 | 1,965 | 635 | 9,232 |
| 或然負債及承擔 | Contingent liabilities and commitments | 4,960 | 147,373 | 215,855 | 1,497 | 303 | 5 | 985 | 370,978 |

財務報表附註 (續) Notes to the Financial Statements (continued)

4. 金融風險管理 (續) 4. Financial risk management (continued)

4.2 市場風險 (續)

4.2 Market Risk (continued)

(B) 外匯風險 (續)

(B) Currency risk (continued)

| | | 本銀行 The Bank | | | | | | | |
|--------------------------|---|--------------------|--------------------|--------------------|--------------------|----------------------|--------------------|--------------------|------------------|
| | | 2013 | | | | | | | |
| | 人民幣 Renminbi | 美元 US Dollars | 港元 HK Dollars | 歐羅 Euro | 日圓 Japanese Yen | 英鎊 Pound Sterling | 其他 Others | 總計 Total | |
| | 港幣 百萬元 HK\$m | 港幣 百萬元 HK\$m | 港幣 百萬元 HK\$m | 港幣 百萬元 HK\$m | 港幣 百萬元 HK\$m | 港幣 百萬元 HK\$m | 港幣 百萬元 HK\$m | 港幣 百萬元 HK\$m | |
| 資產 | Assets | | | | | | | | |
| 庫存現金及存放銀行及其他金融機構的結餘 | Cash and balances with banks and other financial institutions | 271,247 | 38,296 | 12,372 | 820 | 154 | 224 | 2,138 | 325,251 |
| 在銀行及其他金融機構一至十二個月內到期之定期存放 | Placements with banks and other financial institutions maturing between one and twelve months | 14,409 | 7,659 | - | - | - | - | - | 22,068 |
| 公平值變化計入損益之金融資產 | Financial assets at fair value through profit or loss | 5,154 | 513 | 11,816 | - | - | - | 161 | 17,644 |
| 衍生金融工具 | Derivative financial instruments | 627 | 4,581 | 19,418 | 2 | - | - | 20 | 24,648 |
| 香港特別行政區政府負債證明書 | Hong Kong SAR Government certificates of indebtedness | - | - | 99,190 | - | - | - | - | 99,190 |
| 貸款及其他賬項 | Advances and other accounts | 55,364 | 209,264 | 465,770 | 3,327 | 402 | 103 | 6,367 | 740,597 |
| 證券投資 | Investment in securities | | | | | | | | |
| - 可供出售證券 | - Available-for-sale securities | 63,773 | 192,913 | 70,675 | 5,243 | 296 | 336 | 14,766 | 348,002 |
| - 持有至到期日證券 | - Held-to-maturity securities | 117 | 1,951 | - | - | - | - | 1,519 | 3,587 |
| - 貸款及應收款 | - Loans and receivables | - | 3,188 | 3,073 | - | - | - | - | 6,261 |
| 附屬公司權益 | Interests in subsidiaries | - | - | 14,522 | - | - | - | - | 14,522 |
| 聯營公司及合資企業權益 | Interests in associates and a joint venture | - | - | 8 | - | - | - | - | 8 |
| 投資物業 | Investment properties | - | - | 14,114 | - | - | - | - | 14,114 |
| 物業、器材及設備 | Properties, plant and equipment | - | - | 42,666 | - | - | - | - | 42,666 |
| 其他資產 | Other assets | 578 | 1,184 | 14,034 | 483 | 110 | 8 | 455 | 16,852 |
| 資產總額 | Total assets | 411,269 | 459,549 | 767,658 | 9,875 | 962 | 671 | 25,426 | 1,675,410 |

財務報表附註 (續) Notes to the Financial Statements (continued)

4. 金融風險管理 (續) 4. Financial risk management (continued)

4.2 市場風險 (續)

4.2 Market Risk (continued)

(B) 外匯風險 (續)

(B) Currency risk (continued)

| | | 本銀行 The Bank | | | | | | | |
|------------------------|--|--------------------|--------------------|--------------------|--------------------|--------------------|----------------------|--------------------|--------------------|
| | | 2013 | | | | | | | |
| | | 人民幣 Renminbi | 美元 US Dollars | 港元 HK Dollars | 歐羅 Euro | 日圓 Japanese Yen | 英鎊 Pound Sterling | 其他 Others | 總計 Total |
| | | 港幣 百萬元 HK\$m | 港幣 百萬元 HK\$m | 港幣 百萬元 HK\$m | 港幣 百萬元 HK\$m | 港幣 百萬元 HK\$m | 港幣 百萬元 HK\$m | 港幣 百萬元 HK\$m | 港幣 百萬元 HK\$m |
| 負債 | Liabilities | | | | | | | | |
| 香港特別行政區流通紙幣 | Hong Kong SAR currency notes in circulation | - | - | 99,190 | - | - | - | - | 99,190 |
| 銀行及其他金融機構之存款及結餘 | Deposits and balances from banks and other financial institutions | 165,622 | 55,306 | 50,805 | 285 | 80 | 79 | 1,135 | 273,312 |
| 公平值變化計入損益之金融負債 | Financial liabilities at fair value through profit or loss | 1,590 | 16 | 6,408 | - | - | 7 | 1,125 | 9,146 |
| 衍生金融工具 | Derivative financial instruments | 802 | 2,104 | 15,220 | 187 | 1 | - | 74 | 18,388 |
| 客戶存款 | Deposits from customers | 221,966 | 238,324 | 578,692 | 7,700 | 3,316 | 10,628 | 33,287 | 1,093,913 |
| 已發行債務證券及存款證 | Debt securities and certificates of deposit in issue | - | 5,684 | - | - | - | - | - | 5,684 |
| 其他賬項及準備(包括應付稅項及遞延稅項負債) | Other accounts and provisions (including current and deferred tax liabilities) | 963 | 6,411 | 26,651 | 580 | 111 | 54 | 1,024 | 35,794 |
| 後償負債 | Subordinated liabilities | - | 19,849 | - | - | - | - | - | 19,849 |
| 負債總額 | Total liabilities | 390,943 | 327,694 | 776,966 | 8,752 | 3,508 | 10,768 | 36,645 | 1,555,276 |
| 資產負債表頭寸淨值 | Net on-balance sheet position | 20,326 | 131,855 | (9,308) | 1,123 | (2,546) | (10,097) | (11,219) | 120,134 |
| 表外資產負債頭寸淨值* | Off-balance sheet net notional position* | (18,486) | (125,065) | 125,852 | (978) | 2,413 | 10,068 | 10,696 | 4,500 |
| 或然負債及承擔 | Contingent liabilities and commitments | 8,489 | 109,965 | 214,108 | 1,628 | 436 | 39 | 2,013 | 336,678 |

* 表外資產負債頭寸淨值指外匯衍生金融工具的名義數額淨值。外匯衍生金融工具主要用來減低本集團及本銀行之匯率變動風險。

* Off-balance sheet net notional position represents the net notional amounts of foreign currency derivative financial instruments, which are principally used to reduce the Group's and the Bank's exposure to currency movements.

財務報表附註 (續) Notes to the Financial Statements (continued)

4. 金融風險管理 (續) 4. Financial risk management (continued)

4.2 市場風險 (續)

(C) 利率風險

利率風險是指因利率水平、資產負債期限結構等要素發生變動而可能導致銀行整體收益和經濟價值承受損失。本集團的利率風險承擔主要來自結構性持倉。結構性持倉的主要利率風險類別為：

- 利率重訂風險：資產與負債的到期日或重訂價格期限可能錯配，進而影響淨利息收入；
- 利率基準風險：不同交易的定價基準不同，令資產的收益率和負債的成本可能會在同一重訂價格期間以不同的幅度變化；
- 收益率曲線風險：由於收益率曲線非平行式移動而對淨利息收入或經濟價值產生負面影響；及
- 客戶擇權風險：由於資產、負債或表外項目附設有期權，當期權行使時會改變相關資產或負債的現金流。

4.2 Market Risk (continued)

(C) Interest rate risk

Interest rate risk means the risks to a bank's earnings and economic value arising from movements in interest rate and term structures of the bank's asset and liability positions. The Group's interest rate risk exposures are mainly structural. The major types of interest rate risk from structural positions are:

- Repricing risk: mismatches in the maturity or repricing periods of assets and liabilities that may affect net interest income;
- Basis risk: different pricing basis for different transactions resulting that the yield on assets and cost of liabilities may change by different amounts within the same repricing period;
- Yield curve risk: non-parallel shifts in the yield curve that may have an adverse impact on net interest income or economic value; and
- Option risk: exercise of the options embedded in assets, liabilities or off-balance sheet items that can cause a change in the cash flows of assets and liabilities.

財務報表附註 (續) Notes to the Financial Statements (continued)

4. 金融風險管理 (續) 4. Financial risk management (continued)

4.2 市場風險 (續)

(C) 利率風險 (續)

本集團風險管理架構同樣適用於利率風險管理。根據風險委員會批准的《中銀香港集團銀行賬利率風險管理政策》, 資產負債管理委員會具體履行管理集團利率風險的職責。風險管理部(利率及流動資金風險管理)主責利率風險管理, 在財務管理部之資產負債管理處和投資管理的配合下, 協助資產負債管理委員會開展日常的利率風險管理工作, 包括但不限於起草管理政策, 選擇管理方法, 設立風險指標和限額, 評估目標資產負債平衡表, 監督利率風險管理政策與限額執行情況, 向高層管理人員以及風險委員會提交利率風險管理報告等。

4.2 Market Risk (continued)

(C) Interest rate risk (continued)

The Group's risk management framework applies also to interest rate risk management. The ALCO exercises its oversight of interest rate risk in accordance with the "BOCHK Group Banking Book Interest Rate Risk Management Policy" approved by RC. RMD (Interest Rate and Liquidity Risk Management) is responsible for interest rate risk management. With the cooperation of the Asset and Liability Management Division of Financial Management Department and Investment Management, RMD assists the ALCO to perform day-to-day interest rate risk management. Its roles include, but are not limited to, the formulation of management policies, selection of methodologies, setting of risk indicators and limits, assessment of target balance sheet, monitoring of the compliance with policies and limits, and submission of interest rate risk management reports to the senior management and RC, etc.

財務報表附註 (續) Notes to the Financial Statements (continued)

4. 金融風險管理 (續) 4. Financial risk management (continued)

4.2 市場風險 (續)

(C) 利率風險 (續)

本集團設定利率風險指標及限額，用於識別、計量、監測和控制利率風險。主要風險指標和限額包括但不限於重訂價缺口、利率基準風險、久期、基點現值(PVBP)、期權價格波動(Greeks)、淨利息波動比率(NII)、經濟價值波動比率(EV) (包括可供出售證券的次限額) 等。主要風險指標和限額劃分為三個層級，分別由財務總監及風險總監、資產負債管理委員會、風險委員會批准。承擔利率風險的各業務單位必須在利率風險指標限額範圍內開展相關業務。本集團推出銀行賬新產品或新業務前，相關單位須先執行風險評估程序，包括評估其潛在的利率風險，並考慮現行的利率風險監控機制是否足夠。如擬推出的新產品或新業務對銀行利率風險造成重大影響，須報風險委員會批准。

4.2 Market Risk (continued)

(C) Interest rate risk (continued)

The Group sets out interest rate risk indicators and limits to identify, measure, monitor and control interest rate risk. The indicators and limits include, but are not limited to, repricing gap limits, basis risk, duration, price value of a basis point ("PVBP"), Greeks, net interest income sensitivity ratio ("NII"), economic value sensitivity ratio ("EV") (including sub-limit for AFS securities), etc. The indicators and limits are classified into three levels, which are approved by the CFO and CRO, ALCO, RC respectively. Risk-taking business units are required to conduct their business within the boundary of the interest rate risk limits. Before launching a new product or business in the banking book, the relevant departments are required to go through a risk assessment process, which includes the assessment of underlying interest rate risk and consideration of the adequacy of current risk monitoring mechanism. Any material impact on interest rate risk noted during the risk assessment process will be submitted to RC for approval.

財務報表附註 (續) Notes to the Financial Statements (continued)

4. 金融風險管理 (續) 4. Financial risk management (continued)

4.2 市場風險 (續)

(C) 利率風險 (續)

淨利息波動比率(NII)和經濟價值波動比率(EV)反映利率變動對集團淨利息收入和資本基礎的影響,是本集團管理利率風險的重要風險指標。前者衡量利率變動導致的淨利息收入變動佔當年預期淨利息收入的比率;後者衡量利率變化對銀行經濟價值(即按市場利率折算的資產、負債及表外業務預測現金流的淨現值)的影響佔最新資本基礎的比率。風險委員會為這兩項指標設定限額,用來監測和控制本集團銀行賬利率風險。

本集團採用情景分析和壓力測試方法,評估不利市況下銀行賬可能承受的利率風險。情景分析和壓力測試同時用於測試儲蓄存款客戶擇權、按揭客戶提早還款、以及內含期權債務證券提前還款對銀行淨利息收入和經濟價值的影響。

4.2 Market Risk (continued)

(C) Interest rate risk (continued)

NII and EV assess the impact of interest rate movement on the Group's net interest income and capital base. They are the Group's key interest rate risk indicators. The former assesses the impact of interest rate movement on net interest income as a percentage to the projected net interest income for the year. The latter assesses the impact of interest rate movement on economic value (i.e. the net present value of cash flows of assets, liabilities and off-balance sheet items discounted using market interest rate) as a percentage to the latest capital base. Limits are set by the RC on these two indicators to monitor and control the Group's banking book interest rate risk.

The Group uses scenario analysis and stress tests to assess the banking book interest rate risk that the Group would face under adverse circumstances. Scenario analyses and stress tests are also used to assess the impact on net interest income and economic value arising from the optionality of savings deposits, the prepayment of mortgage loans and the prepayment of debt securities with embedded options.

財務報表附註 (續) Notes to the Financial Statements (continued)

4. 金融風險管理 (續) 4. Financial risk management (continued)

4.2 市場風險 (續)

4.2 Market Risk (continued)

(C) 利率風險 (續)

(C) Interest rate risk (continued)

本集團主要面對港元、美元及人民幣利率風險。截至 2014 年 12 月 31 日，若港元、美元及人民幣的收益率曲線平行上移 100 個基點，其他因素不變情況下，對集團及銀行未來 12 個月的淨利息收入及對儲備的敏感度如下：

The Group is principally exposed to HK Dollar, US Dollar, and Renminbi in terms of interest rate risk. As at 31 December 2014, if HK Dollar, US Dollar and Renminbi market interest rates had a 100 basis point parallel upward shift of the yield curve in relevant currency with other variables held constant, the sensitivities on net interest income over a twelve-month period and on reserves for the Group and the Bank would have been as follows:

| | | 於 12 月 31 日對未來 12 個月 淨利息收入的影響 Impact on net interest income over the next twelve months at 31 December | | | | 於 12 月 31 日對儲備的影響 Impact on reserves at 31 December | | | |
|-----|-----------|--|--------------------|--------------------|--------------------|---|--------------------|--------------------|--------------------|
| | | 本集團 The Group | | 本銀行 The Bank | | 本集團 The Group | | 本銀行 The Bank | |
| | | 2014 | 2013 | 2014 | 2013 | 2014 | 2013 | 2014 | 2013 |
| | | 港幣 百萬元 HK\$m | 港幣 百萬元 HK\$m | 港幣 百萬元 HK\$m | 港幣 百萬元 HK\$m | 港幣 百萬元 HK\$m | 港幣 百萬元 HK\$m | 港幣 百萬元 HK\$m | 港幣 百萬元 HK\$m |
| 港元 | HK Dollar | 864 | 850 | 581 | 544 | (301) | (299) | (244) | (237) |
| 美元 | US Dollar | (211) | (502) | (165) | (447) | (4,154) | (5,898) | (4,077) | (5,789) |
| 人民幣 | Renminbi | (820) | (706) | (731) | (547) | (1,253) | (1,196) | (892) | (896) |

財務報表附註 (續) Notes to the Financial Statements (continued)

4. 金融風險管理 (續) 4. Financial risk management (continued)

4.2 市場風險 (續)

(C) 利率風險 (續)

上述貨幣對淨利息收入的整體負面影響較2013年減少主要由於相關貨幣的短期檔利率敏感負缺口收窄所致。同時,可供出售證券會因收益率曲線平行上移100個基點,預計出現估值減少而令集團儲備減少。儲備減少幅度較2013年減少乃由於資本市場之可供出售證券規模減少。

上述敏感度計算僅供說明用途,當中包括(但不限於)下列假設,如相關貨幣息口的相關性變化、利率平行移動、未計及為減低利率風險可能採取的緩釋風險行動、對沖會計的有效性、所有持倉均計至到期日為止、實際重訂息日與合約重訂息日有差異或沒有到期日之產品的習性假設。上述風險水平只為本集團整體利率風險的一部分。

4.2 Market Risk (continued)

(C) Interest rate risk (continued)

The overall negative impact on net interest income of the above currencies has decreased when compared with 2013 and is mainly because of the narrowed short term negative gaps in relevant currencies. Reserves would have been reduced because of the expected reduction in valuation of available-for-sale securities due to a parallel shift up of 100 basis point in the yield curve. The reduction of reserves is decreased compared with 2013 because the size of available-for-sale securities in capital market is decreased.

The sensitivities above are for illustration only and are based on several assumptions, including (but not limited to) the change in the correlation between interest rates of relevant currencies, parallel movement of interest rates, the absence of actions that would be taken to mitigate the impact of interest rate risk, the effectiveness of hedging accounting, all positions being assumed to run to maturity, behavioural assumptions of products in which actual repricing date differs from contractual repricing date or products without contractual maturity. The above exposures form only a part of the Group's overall interest rate risk exposures.

財務報表附註 (續) Notes to the Financial Statements (continued)

4. 金融風險管理 (續) 4. Financial risk management (continued)

4.2 市場風險 (續)

4.2 Market Risk (continued)

(C) 利率風險 (續)

(C) Interest rate risk (continued)

下表概述了本集團及本銀行於12月31日之資產負債表內的利率風險承擔。表內以賬面值列示資產及負債，並按合約重訂息率日期或到期日（以較早者為準）分類。

The tables below summarise the Group's and the Bank's on-balance sheet exposure to interest rate risk as at 31 December. Included in the tables are the assets and liabilities at carrying amounts, categorised by the earlier of contractual repricing or maturity dates.

| | | 本集團 The Group | | | | | | |
|----------------------------------|--|--------------------------|-------------------------------|---------------------------------|-------------------------|-------------------------|------------------------------------|------------------|
| | | 2014 | | | | | | |
| | | 一個月內 Up to 1 month | 一至 三個月 1 to 3 months | 三至 十二個月 3 to 12 months | 一至五年 1 to 5 years | 五年以上 Over 5 years | 不計息 Non- interest bearing | 總計 Total |
| | | 港幣百萬元 HK\$m | 港幣百萬元 HK\$m | 港幣百萬元 HK\$m | 港幣百萬元 HK\$m | 港幣百萬元 HK\$m | 港幣百萬元 HK\$m | 港幣百萬元 HK\$m |
| 資產 | Assets | | | | | | | |
| 庫存現金及存放銀行及其他 金融機構的結餘 | Cash and balances with banks and other financial institutions | 376,142 | - | - | - | - | 22,110 | 398,252 |
| 在銀行及其他金融機構一至 十二個月內到期之定期存 放 | Placements with banks and other financial institutions maturing between one and twelve months | - | 17,730 | 19,706 | - | - | - | 37,436 |
| 公平值變化計入損益之金融 資產 | Financial assets at fair value through profit or loss | 2,721 | 7,587 | 11,209 | 11,532 | 2,054 | 3 | 35,106 |
| 衍生金融工具 | Derivative financial instruments | - | - | - | - | - | 33,359 | 33,359 |
| 香港特別行政區政府負債證 明書 | Hong Kong SAR Government certificates of indebtedness | - | - | - | - | - | 90,770 | 90,770 |
| 貸款及其他賬項 | Advances and other accounts | 768,661 | 154,044 | 66,747 | 16,279 | 1,438 | 6,872 | 1,014,041 |
| 證券投資 | Investment in securities | | | | | | | |
| - 可供出售證券 | - Available-for-sale securities | 40,227 | 52,091 | 80,387 | 117,344 | 47,287 | 986 | 338,322 |
| - 持有至到期日證券 | - Held-to-maturity securities | 637 | 2,169 | 3,702 | 41,249 | 12,731 | - | 60,488 |
| - 貸款及應收款 | - Loans and receivables | 2,499 | 915 | 1,454 | - | - | - | 4,868 |
| 聯營公司及合資企業權益 | Interests in associates and a joint venture | - | - | - | - | - | 324 | 324 |
| 投資物業 | Investment properties | - | - | - | - | - | 14,690 | 14,690 |
| 物業、器材及設備 | Properties, plant and equipment | - | - | - | - | - | 55,041 | 55,041 |
| 其他資產（包括遞延稅項資 產） | Other assets (including deferred tax assets) | 1,604 | - | - | - | - | 17,632 | 19,236 |
| 資產總額 | Total assets | 1,192,491 | 234,536 | 183,205 | 186,404 | 63,510 | 241,787 | 2,101,933 |

財務報表附註 (續) Notes to the Financial Statements (continued)

4. 金融風險管理 (續) 4. Financial risk management (continued)

4.2 市場風險 (續)

4.2 Market Risk (continued)

(C) 利率風險 (續)

(C) Interest rate risk (continued)

| | | 本集團 The Group | | | | | | |
|-------------------------|--|------------------|------------------|-------------------|-----------------|-----------------|-----------------------------|------------------|
| | | 2014 | | | | | | |
| | | 一 個月內 | 一至 三個月 | 三至 十二個月 | 一至五年 | 五年以上 | 不計息 | |
| | | Up to 1 month | 1 to 3 months | 3 to 12 months | 1 to 5 years | Over 5 years | Non- interest bearing | 總計 |
| | | 港幣百萬元 | 港幣百萬元 | 港幣百萬元 | 港幣百萬元 | 港幣百萬元 | 港幣百萬元 | 港幣百萬元 |
| | | HK\$m | HK\$m | HK\$m | HK\$m | HK\$m | HK\$m | HK\$m |
| 負債 | Liabilities | | | | | | | |
| 香港特別行政區流通紙幣 | Hong Kong SAR currency notes in circulation | - | - | - | - | - | 90,770 | 90,770 |
| 銀行及其他金融機構之存款及結餘 | Deposits and balances from banks and other financial institutions | 201,704 | 6,277 | 2,705 | - | - | 25,094 | 235,780 |
| 公平值變化計入損益之金融負債 | Financial liabilities at fair value through profit or loss | 3,428 | 4,643 | 3,190 | 483 | 516 | - | 12,260 |
| 衍生金融工具 | Derivative financial instruments | - | - | - | - | - | 20,772 | 20,772 |
| 客戶存款 | Deposits from customers | 1,064,865 | 210,280 | 120,810 | 14,698 | - | 72,745 | 1,483,398 |
| 已發行債務證券及存款證 | Debt securities and certificates of deposit in issue | 2,316 | 2,811 | 1,074 | 5,700 | - | - | 11,901 |
| 其他賬項及準備 (包括應付稅項及遞延稅項負債) | Other accounts and provisions (including current and deferred tax liabilities) | 19,757 | 2,685 | 4,055 | 194 | - | 30,640 | 57,331 |
| 後償負債 | Subordinated liabilities | - | - | - | - | 19,676 | - | 19,676 |
| 負債總額 | Total liabilities | 1,292,070 | 226,696 | 131,834 | 21,075 | 20,192 | 240,021 | 1,931,888 |
| 利率敏感度缺口 | Interest sensitivity gap | (99,579) | 7,840 | 51,371 | 165,329 | 43,318 | 1,766 | 170,045 |

財務報表附註 (續) Notes to the Financial Statements (continued)

4. 金融風險管理 (續) 4. Financial risk management (continued)

4.2 市場風險 (續)

4.2 Market Risk (continued)

(C) 利率風險 (續)

(C) Interest rate risk (continued)

| | | 本集團 The Group | | | | | |
|----------------------------------|--|--------------------------|-------------------------------|---------------------------------|-------------------------|------------------------------------|------------------|
| | | 2013 | | | | | |
| | | 一至 三個月 | 三至 十二個月 | 一至五年 1 to 5 years | 五年以上 Over 5 years | 不計息 Non- interest bearing | 總計 Total |
| | | 一個月內 Up to 1 month | 一至 三個月 1 to 3 months | 三至 十二個月 3 to 12 months | 一至五年 1 to 5 years | 五年以上 Over 5 years | 總計 Total |
| | | 港幣百萬元 HK\$m | 港幣百萬元 HK\$m | 港幣百萬元 HK\$m | 港幣百萬元 HK\$m | 港幣百萬元 HK\$m | 港幣百萬元 HK\$m |
| 資產 | Assets | | | | | | |
| 庫存現金及存放銀行及其他 金融機構的結餘 | Cash and balances with banks and other financial institutions | 336,154 | - | - | - | 17,326 | 353,480 |
| 在銀行及其他金融機構一至 十二個月內到期之定期存 放 | Placements with banks and other financial institutions maturing between one and twelve months | - | 33,801 | 12,893 | - | - | 46,694 |
| 公平值變化計入損益之金融 資產 | Financial assets at fair value through profit or loss | 2,158 | 6,142 | 7,616 | 5,780 | 1,948 | 24,002 |
| 衍生金融工具 | Derivative financial instruments | - | - | - | - | 25,242 | 25,242 |
| 香港特別行政區政府負債證 明書 | Hong Kong SAR Government certificates of indebtedness | - | - | - | - | 99,190 | 99,190 |
| 貸款及其他賬項 | Advances and other accounts | 699,355 | 121,716 | 78,275 | 18,082 | 1,004 | 924,875 |
| 證券投資 | Investment in securities | | | | | | |
| - 可供出售證券 | - Available-for-sale securities | 47,934 | 57,864 | 76,763 | 141,106 | 69,872 | 395,009 |
| - 持有至到期日證券 | - Held-to-maturity securities | 1,325 | 460 | 2,040 | 941 | 113 | 4,879 |
| - 貸款及應收款 | - Loans and receivables | 1,660 | 2,931 | 3,354 | - | - | 7,945 |
| 聯營公司及合資企業權益 | Interests in associates and a joint venture | - | - | - | - | 292 | 292 |
| 投資物業 | Investment properties | - | - | - | - | 14,727 | 14,727 |
| 物業、器材及設備 | Properties, plant and equipment | - | - | - | - | 52,192 | 52,192 |
| 其他資產 (包括遞延稅項資 產) | Other assets (including deferred tax assets) | 608 | - | - | - | 20,642 | 21,250 |
| 資產總額 | Total assets | 1,089,194 | 222,914 | 180,941 | 165,909 | 237,882 | 1,969,777 |

財務報表附註 (續) Notes to the Financial Statements (continued)

4. 金融風險管理 (續) 4. Financial risk management (continued)

4.2 市場風險 (續)

4.2 Market Risk (continued)

(C) 利率風險 (續)

(C) Interest rate risk (continued)

| | | 本集團 The Group | | | | | | |
|-----------------------------|--|--------------------------------|-------------------------------|---------------------------------|-------------------------|-------------------------|------------------------------------|------------------|
| | | 2013 | | | | | | |
| | | 一至 一個月內 Up to 1 month | 一至 三個月 1 to 3 months | 三至 十二個月 3 to 12 months | 一至五年 1 to 5 years | 五年以上 Over 5 years | 不計息 Non- interest bearing | 總計 Total |
| | | 港幣百萬元 HK\$m | 港幣百萬元 HK\$m | 港幣百萬元 HK\$m | 港幣百萬元 HK\$m | 港幣百萬元 HK\$m | 港幣百萬元 HK\$m | 港幣百萬元 HK\$m |
| 負債 | Liabilities | | | | | | | |
| 香港特別行政區流通紙幣 | Hong Kong SAR currency notes in circulation | - | - | - | - | - | 99,190 | 99,190 |
| 銀行及其他金融機構之存款 及結餘 | Deposits and balances from banks and other financial institutions | 240,026 | 3,768 | 671 | - | - | 33,808 | 278,273 |
| 公平值變化計入損益之金融 負債 | Financial liabilities at fair value through profit or loss | 5,451 | 5,406 | 2,071 | 382 | 270 | - | 13,580 |
| 衍生金融工具 | Derivative financial instruments | - | - | - | - | - | 18,747 | 18,747 |
| 客戶存款 | Deposits from customers | 953,827 | 169,169 | 124,513 | 10,589 | 39 | 71,239 | 1,329,376 |
| 已發行債務證券及存款證 | Debt securities and certificates of deposit in issue | - | - | - | 5,684 | - | - | 5,684 |
| 其他賬項及準備 (包括應付 稅項及遞延稅項負債) | Other accounts and provisions (including current and deferred tax liabilities) | 19,947 | 2,588 | 4,106 | 397 | - | 30,097 | 57,135 |
| 後償負債 | Subordinated liabilities | - | - | - | - | 19,849 | - | 19,849 |
| 負債總額 | Total liabilities | 1,219,251 | 180,931 | 131,361 | 17,052 | 20,158 | 253,081 | 1,821,834 |
| 利率敏感度缺口 | Interest sensitivity gap | (130,057) | 41,983 | 49,580 | 148,857 | 52,779 | (15,199) | 147,943 |

財務報表附註 (續) Notes to the Financial Statements (continued)

4. 金融風險管理 (續) 4. Financial risk management (continued)

4.2 市場風險 (續)

4.2 Market Risk (continued)

(C) 利率風險 (續)

(C) Interest rate risk (continued)

| | | 本銀行 The Bank | | | | | | |
|----------------------------------|--|--------------------------------|-------------------------------|---------------------------------|-------------------------|---------------------------------|------------------------------------|------------------|
| | | 2014 | | | | | | |
| | | 一至 一個月內 Up to 1 month | 三至 三個月 1 to 3 months | 三至 十二個月 3 to 12 months | 一至五年 1 to 5 years | 五年以上 五年以上 Over 5 years | 不計息 Non- interest bearing | 總計 Total |
| | | 港幣百萬元 HK\$m | 港幣百萬元 HK\$m | 港幣百萬元 HK\$m | 港幣百萬元 HK\$m | 港幣百萬元 HK\$m | 港幣百萬元 HK\$m | 港幣百萬元 HK\$m |
| 資產 | Assets | | | | | | | |
| 庫存現金及存放銀行及其他 金融機構的結餘 | Cash and balances with banks and other financial institutions | 331,634 | - | - | - | - | 19,780 | 351,414 |
| 在銀行及其他金融機構一至 十二個月內到期之定期存 放 | Placements with banks and other financial institutions maturing between one and twelve months | - | 8,459 | 8,531 | - | - | - | 16,990 |
| 公平值變化計入損益之金融 資產 | Financial assets at fair value through profit or loss | 2,552 | 3,965 | 7,499 | 10,201 | 2,054 | 3 | 26,274 |
| 衍生金融工具 | Derivative financial instruments | - | - | - | - | - | 32,820 | 32,820 |
| 香港特別行政區政府負債證 明書 | Hong Kong SAR Government certificates of indebtedness | - | - | - | - | - | 90,770 | 90,770 |
| 貸款及其他賬項 | Advances and other accounts | 642,693 | 116,831 | 44,021 | 11,621 | 1,147 | 2,151 | 818,464 |
| 證券投資 | Investment in securities | | | | | | | |
| - 可供出售證券 | - Available-for-sale securities | 36,276 | 39,791 | 65,988 | 98,182 | 46,721 | 191 | 287,149 |
| - 持有至到期日證券 | - Held-to-maturity securities | 136 | 1,993 | 3,702 | 39,250 | 12,111 | - | 57,192 |
| - 貸款及應收款 | - Loans and receivables | 2,499 | 294 | - | - | - | - | 2,793 |
| 附屬公司權益 | Interests in subsidiaries | - | - | - | - | - | 14,482 | 14,482 |
| 聯營公司及合資企業權益 | Interests in associates and a joint venture | - | - | - | - | - | 8 | 8 |
| 投資物業 | Investment properties | - | - | - | - | - | 14,241 | 14,241 |
| 物業、器材及設備 | Properties, plant and equipment | - | - | - | - | - | 44,914 | 44,914 |
| 其他資產 | Other assets | 1,601 | - | - | - | - | 18,782 | 20,383 |
| 資產總額 | Total assets | 1,017,391 | 171,333 | 129,741 | 159,254 | 62,033 | 238,142 | 1,777,894 |
| 負債 | Liabilities | | | | | | | |
| 香港特別行政區流通紙幣 | Hong Kong SAR currency notes in circulation | - | - | - | - | - | 90,770 | 90,770 |
| 銀行及其他金融機構之存款 及結餘 | Deposits and balances from banks and other financial institutions | 188,748 | 2,672 | 626 | - | - | 25,083 | 217,129 |
| 公平值變化計入損益之金融 負債 | Financial liabilities at fair value through profit or loss | 1,449 | 3,769 | 1,072 | 483 | 516 | - | 7,289 |
| 衍生金融工具 | Derivative financial instruments | - | - | - | - | - | 20,456 | 20,456 |
| 客戶存款 | Deposits from customers | 918,784 | 165,414 | 82,608 | 4,866 | - | 61,799 | 1,233,471 |
| 已發行債務證券及存款證 | Debt securities and certificates of deposit in issue | 1,790 | 2,276 | - | 5,636 | - | - | 9,702 |
| 其他賬項及準備 (包括應付 稅項及遞延稅項負債) | Other accounts and provisions (including current and deferred tax liabilities) | 14,453 | - | - | - | - | 24,340 | 38,793 |
| 後償負債 | Subordinated liabilities | - | - | - | - | 19,676 | - | 19,676 |
| 負債總額 | Total liabilities | 1,125,224 | 174,131 | 84,306 | 10,985 | 20,192 | 222,448 | 1,637,286 |
| 利率敏感度缺口 | Interest sensitivity gap | (107,833) | (2,798) | 45,435 | 148,269 | 41,841 | 15,694 | 140,608 |

財務報表附註 (續) Notes to the Financial Statements (continued)

4. 金融風險管理 (續) 4. Financial risk management (continued)

4.2 市場風險 (續)

4.2 Market Risk (continued)

(C) 利率風險 (續)

(C) Interest rate risk (continued)

| | | 本銀行 The Bank | | | | | | |
|----------------------------------|--|--------------------------------|-------------------------------|---------------------------------|-------------------------|-------------------------|------------------------------------|------------------|
| | | 2013 | | | | | | |
| | | 一至 一個月內 Up to 1 month | 一至 三個月 1 to 3 months | 三至 十二個月 3 to 12 months | 一至五年 1 to 5 years | 五年以上 Over 5 years | 不計息 Non- interest bearing | 總計 Total |
| | | 港幣百萬元 HK\$m | 港幣百萬元 HK\$m | 港幣百萬元 HK\$m | 港幣百萬元 HK\$m | 港幣百萬元 HK\$m | 港幣百萬元 HK\$m | 港幣百萬元 HK\$m |
| 資產 | Assets | | | | | | | |
| 庫存現金及存放銀行及其他 金融機構的結餘 | Cash and balances with banks and other financial institutions | 309,182 | - | - | - | - | 16,069 | 325,251 |
| 在銀行及其他金融機構一至 十二個月內到期之定期存 放 | Placements with banks and other financial institutions maturing between one and twelve months | - | 20,420 | 1,648 | - | - | - | 22,068 |
| 公平值變化計入損益之金融 資產 | Financial assets at fair value through profit or loss | 1,630 | 5,238 | 4,450 | 4,375 | 1,948 | 3 | 17,644 |
| 衍生金融工具 | Derivative financial instruments | - | - | - | - | - | 24,648 | 24,648 |
| 香港特別行政區政府負債證 明書 | Hong Kong SAR Government certificates of indebtedness | - | - | - | - | - | 99,190 | 99,190 |
| 貸款及其他賬項 | Advances and other accounts | 586,302 | 93,425 | 46,744 | 11,371 | 772 | 1,983 | 740,597 |
| 證券投資 | Investment in securities | | | | | | | |
| - 可供出售證券 | - Available-for-sale securities | 43,097 | 48,698 | 65,333 | 122,284 | 68,411 | 179 | 348,002 |
| - 持有至到期日證券 | - Held-to-maturity securities | 823 | 285 | 1,425 | 941 | 113 | - | 3,587 |
| - 貸款及應收款 | - Loans and receivables | 1,555 | 2,269 | 2,437 | - | - | - | 6,261 |
| 附屬公司權益 | Interests in subsidiaries | - | - | - | - | - | 14,522 | 14,522 |
| 聯營公司及合資企業權益 | Interests in associates and a joint venture | - | - | - | - | - | 8 | 8 |
| 投資物業 | Investment properties | - | - | - | - | - | 14,114 | 14,114 |
| 物業、器材及設備 | Properties, plant and equipment | - | - | - | - | - | 42,666 | 42,666 |
| 其他資產 | Other assets | 607 | - | - | - | - | 16,245 | 16,852 |
| 資產總額 | Total assets | 943,196 | 170,335 | 122,037 | 138,971 | 71,244 | 229,627 | 1,675,410 |
| 負債 | Liabilities | | | | | | | |
| 香港特別行政區流通紙幣 | Hong Kong SAR currency notes in circulation | - | - | - | - | - | 99,190 | 99,190 |
| 銀行及其他金融機構之存款 及結餘 | Deposits and balances from banks and other financial institutions | 237,438 | 2,854 | 223 | - | - | 32,797 | 273,312 |
| 公平值變化計入損益之金融 負債 | Financial liabilities at fair value through profit or loss | 4,749 | 3,679 | 66 | 382 | 270 | - | 9,146 |
| 衍生金融工具 | Derivative financial instruments | - | - | - | - | - | 18,388 | 18,388 |
| 客戶存款 | Deposits from customers | 817,534 | 133,368 | 80,942 | 332 | - | 61,737 | 1,093,913 |
| 已發行債務證券及存款證 | Debt securities and certificates of deposit in issue | - | - | - | 5,684 | - | - | 5,684 |
| 其他賬項及準備 (包括應付 稅項及遞延稅項負債) | Other accounts and provisions (including current and deferred tax liabilities) | 16,625 | - | - | - | - | 19,169 | 35,794 |
| 後償負債 | Subordinated liabilities | - | - | - | - | 19,849 | - | 19,849 |
| 負債總額 | Total liabilities | 1,076,346 | 139,901 | 81,231 | 6,398 | 20,119 | 231,281 | 1,555,276 |
| 利率敏感度缺口 | Interest sensitivity gap | (133,150) | 30,434 | 40,806 | 132,573 | 51,125 | (1,654) | 120,134 |

財務報表附註 (續) Notes to the Financial Statements (continued)

4. 金融風險管理 (續) 4. Financial risk management (continued)

4.3 流動資金風險

流動資金風險是指銀行因無法提供充裕資金以應對資產增加或履行到期義務，而可能要承受的不欲接受的損失。本集團遵循穩健的流動資金風險偏好，確保在正常情況或壓力情景下均有能力提供穩定、可靠和足夠的現金來源，滿足流動資金需求；在極端情景下無需借助金管局的流動性支持，累積的淨現金流為正值，可以保證基本生存期內的流動資金需要。

4.3 Liquidity Risk

Liquidity risk is the risk that banks fail to provide sufficient funds to grow assets or pay due obligations, and need to bear an unacceptable loss. The Group maintains sound liquidity risk appetite to provide stable, reliable and adequate sources of cash to meet liquidity needs under normal circumstances or stressed scenarios; and to survive with net positive cumulative cash flow in extreme scenarios, without requesting HKMA to act as the lender of last resort.

財務報表附註 (續) Notes to the Financial Statements (continued)

4. 金融風險管理 (續) 4. Financial risk management (continued)

4.3 流動資金風險 (續)

本集團管理流動資金風險的目標，是按照流動資金風險偏好，以合理的成本有效管理資產負債表內及表外業務的流動性，實現穩健經營和持續盈利。本集團以客戶存款為主要的資金來源，積極吸納和穩定核心存款，並輔以同業市場拆入款項及在資本市場發行票據，確保穩定和充足的資金來源。本集團根據不同期限及壓力情景下的流動資金需求，安排資產組合的結構（包括貸款、債券投資及拆放同業等），保持充足的流動資產，以便提供足夠的流動資金支持正常業務需要，及在緊急情況下有能力以合理的成本及時籌集到資金，保證對外支付。本集團致力實現融資渠道和資金運用的多樣化，以避免資產負債過於集中，防止因資金來源或運用過於集中在某個方面，當其出現問題時，導致整個資金供應鏈斷裂，觸發流動資金風險。本集團制訂了集團內部流動資金風險管理指引，管理集團內各成員之間的流動資金，避免相互間在資金上過度依賴。本集團亦注重管理表外業務，如貸款承諾、衍生工具、期權及其他複雜的結構性產品可能產生的流動資金風險。本集團的流動資金風險管理策略涵蓋了外幣資產負債流動管理、抵押品、即日流動性、集團內流動性以及其他風險引致的流動資金風險等，並針對流動資金風險制訂了應急計劃。

4.3 Liquidity Risk (continued)

The Group's liquidity risk management objective is to effectively manage the liquidity of on- and off-balance sheet items with reasonable cost based on the liquidity risk appetite to achieve sound operation and sustainable profitability. Customer deposits are the Group's primary source of funds. To ensure stable and sufficient source of funds are in place, the Group actively attracts new deposits, keeps the core deposit and obtains supplementary funding from the interbank market or by issuing bills in the capital market. According to different term maturities and the results of funding needs estimated from stressed scenarios, the Group adjusts its asset structure (including loans, bonds investment, interbank placement, etc.) to maintain sufficient liquid assets which provides adequate funds in support of normal business needs and ensure its ability to raise funds at a reasonable cost to serve external claims in case of emergency. The Group is committed to diversify the source of funds and the use of funds to avoid excessive concentration of assets and liabilities and prevent triggering liquidity risk due to the break of funding strand when problem occurred in one concentrated funding source. The Group has established intra-group liquidity risk management guideline to manage the liquidity funding among different entities within the Group, and to restrict their reliance of funding on each other. The Group also pays attention to manage liquidity risk created by off-balance sheet activities, such as loan commitments, derivatives, options and other complex structured products. The Group has an overall liquidity risk management strategy to cover the liquidity management of foreign currency assets and liabilities, collateral, intra-day liquidity, intra-group liquidity, the liquidity risk arising from other risks, etc., and has formulated corresponding contingency plan.

財務報表附註 (續) Notes to the Financial Statements (continued)

4. 金融風險管理 (續) 4. Financial risk management (continued)

4.3 流動資金風險 (續)

風險委員會是流動資金風險管理決策機構，並對流動資金風險承擔最終管理責任。風險委員會授權資產負債管理委員會(ALCO)管理日常的流動資金風險，確保本集團的業務經營符合風險委員會設定的流動資金風險偏好和政策規定。風險管理部(利率及流動資金風險管理)主責本集團流動資金風險管理，它與財務管理部之資產負債管理處、投資管理等合作，根據各自的職責分工協助資產負債管理委員會履行具體的流動資金管理職能。

本集團設定流動資金風險指標和限額，每日用來識別、計量、監測和控制流動資金風險，包括但不限於流動比率、貸存比率、最大累計現金流出、以及流動性緩衝資產組合等。本集團採用現金流量分析以評估本集團於正常情況下的流動資金狀況，並最少每月進行流動資金風險壓力測試(包括自身危機、市場危機情況及合併危機)和其他方法，評估本集團抵禦各種嚴峻流動資金危機的能力。本集團亦建立了資產負債管理系統，提供數據及協助編製常規管理報表，以管理好流動資金風險。

4.3 Liquidity Risk (continued)

The RC is the decision-making authority of liquidity risk management, and assumes the ultimate responsibility of liquidity risk management. As authorised by RC, ALCO exercises its oversight of liquidity risk and ensures the daily operations of the Group are in accordance with risk appetite and policies as set by RC. RMD (Interest Rate and Liquidity Risk Management) is responsible for overseeing the Group's liquidity risk. It cooperates with the Asset and Liability Management Division of Financial Management Department, Investment Management, etc. to assist the ALCO to perform liquidity management functions according to their specific responsibilities.

The Group established liquidity risk management indicators and limits to identify, measure, monitor and control liquidity risk on daily basis. These indicators and limits include, but are not limited to liquidity ratio, loan-to-deposit ratio, Maximum Cumulative Cash Outflow ("MCO") and liquidity buffer asset portfolio. The Group applies cash flow analysis to assess the Group's liquidity condition under normal conditions and also performs a liquidity stress test (including institution specific, general market crisis and combined crisis) and other methods at least on monthly basis to assess the Group's capability to withstand various severe liquidity crises. Also, the Assets and Liabilities Management System is developed to provide data and the preparation for regular management reports to facilitate liquidity risk management duties.

財務報表附註 (續) Notes to the Financial Statements (continued)

4. 金融風險管理 (續) 4. Financial risk management (continued)

4.3 流動資金風險 (續)

本集團根據金管局於 2011 年頒佈之監管政策手冊 LM-2《穩健的流動資金風險管理系統及管控措施》中的要求，於 2013 年落實對現金流分析及壓力測試當中所採用的習性模型及假設的優化，以強化本集團於日常及壓力情景下的現金流分析。在日常情況下的現金流分析，本集團對各項應用於表內（如客戶存款）及表外（如貸款承諾）項目的假設作出優化。因應不同資產、負債及表外項目的特性，根據合約到期日、客戶習性假設及資產負債規模變化假設，以預測本集團的未來現金流量狀況。本集團設定「最大累計現金流出」指標，根據以上假設預測在日常情況下的未來 30 日之最大累計現金淨流出，以評估本集團的融資能力是否足以應付該現金流缺口，以達到持續經營的目的。於 2014 年 12 月 31 日，在沒有考慮出售未到期有價證券的現金流入之情況下，中銀香港之 30 日累計現金流是淨流入，為港幣 507.75 億元（2013 年：港幣 270.90 億元），符合內部限額要求。

4.3 Liquidity Risk (continued)

In accordance with the requirements of Supervisory Policy Manual LM-2 “Sound Systems and controls for Liquidity Risk Management” issued by the HKMA in 2011, the Group has implemented in 2013 the refinement on the behaviour model and assumptions of cash flow analysis and stress test to enhance the Group’s cash flow analysis under both normal and stressed conditions. In cash flow analysis under normal circumstances, refinements have been made to assumptions relating to on-balance sheet items (such as customer deposits) and off-balance sheet items (such as loan commitments). According to various characteristics of the assets, liabilities and off-balance sheet items, the Group forecasts the future cash flow based on contractual maturity date and the assumptions of customer behaviour and balance sheet changes. The Group establishes MCO indicator which predicts the future 30 days maximum cumulative net cash outflow in normal situations based on the above assumptions, to assess if the Group has sufficient financing capacity to meet the cash flow gap in order to achieve the objective of continuing operation. As at 31 December 2014, before taking the cash inflow through the sale of outstanding marketable securities into consideration, BOCHK’s 30 day cumulative cash flow was a net cash inflow, amounting to HK\$50,775 million (2013: HK\$27,090 million) and was in compliant with the internal limit requirements.

財務報表附註 (續) Notes to the Financial Statements (continued)

4. 金融風險管理 (續) 4. Financial risk management (continued)

4.3 流動資金風險 (續)

在流動資金風險壓力測試中，於2013年新增了合併情景，結合自身危機及市場危機，並採用一套更嚴謹的假設，以評估本集團於更嚴峻的流動資金危機情況下的抵禦能力。壓力測試的假設包括零售存款、批發存款及同業存款之流失率，貸款承擔及與貿易相關的或然負債之提取率，貸款逾期比例及滾存率，同業拆出及有價證券的折扣率等。於2014年12月31日，本集團在以上三種壓力情景下都能維持正現金流，表示本集團有能力應付壓力情景下的融資需要。此外，本集團的管理政策要求本集團維持流動資金緩衝，當中包括的高質素或質素相若有價證券為由官方實體、中央銀行、公營單位或多邊發展銀行發行或擔保，而其風險權重為0%或20%，或外部信用評級相等於A-或以上（如無外部信用評級，則取對應的內部信用評級）由非金融企業發行或擔保的有價證券，以確保在壓力情況下的資金需求，於2014年12月31日，流動資金緩衝（折扣前）為港幣1,974.88億元。應急計劃明確了需根據壓力測試結果和預警指標結果為啟動方案的條件，並詳述了相關行動計劃、程序以及各相關部門的職責。

在部分衍生工具合約中，交易對手有權基於對集團的信用狀況的關注而向集團收取額外的抵押品。

4.3 Liquidity Risk (continued)

In the liquidity stress test, a new combined scenario which is a combination of institution specific and general market crisis has been set up in 2013 to assess the Group's capability to withstand a more severe liquidity crisis, with a more stringent set of assumptions being adopted. Stress test assumptions include the run-off rate of retail, wholesale and interbank deposits; drawdown rate of loan commitments and trade-related contingent liabilities; delinquency ratio and rollover rate of customer loans; and haircut of interbank placement and marketable securities. As at 31 December 2014, the Group was able to maintain a positive cash flow under the three stressed scenarios, indicating the Group has the ability to meet financing needs under stressed conditions. In addition, the Group has a policy in place to maintain a liquidity cushion which includes high quality or comparable quality marketable securities issued or guaranteed by sovereigns, central banks, public sector entities or multilateral development banks with 0% or 20% risk weight or non-financial corporate issued or guaranteed marketable securities with a corresponding external credit rating of A- or above (adopt corresponding internal rating if external credit rating is unavailable) to ensure funding needs even under stressed scenarios, as at 31 December 2014, the liquidity cushion (before haircut) was HK\$197,488 million. A contingency plan is being established which details the conditions to trigger the plan based on stress test results and early warning indicators, the action plans and relevant procedures and responsibility of various departments.

In certain derivative contracts, the counterparties have right to request from the Group additional collateral if they have concerns about the Group's creditworthiness.

財務報表附註 (續) Notes to the Financial Statements (continued)

4. 金融風險管理 (續) 4. Financial risk management (continued)

4.3 流動資金風險 (續)

本集團對流動資金風險的管理，同時適用於新產品或新業務。在新產品或業務推出前，相關單位必須首先履行風險評估程序，包括評估潛在的流動資金風險，並考慮現行管理措施是否足夠控制相關風險。如果新產品或新業務可能對銀行流動資金風險形成重大影響，須上報風險委員會審批。

本集團制訂統一的流動資金風險管理政策，規範和指導所有集團成員的流動資金風險管理；各附屬機構根據集團的統一政策，結合自身特點制訂具體的管理辦法，並承擔管理本機構流動資金風險的責任。各附屬機構須定期向中銀香港報告流動資金風險管理信息，中銀香港風險管理部（利率及流動資金風險管理）匯總各附屬機構的信息，對整個集團的流動資金風險狀況進行評估。

(A) 流動資金比率

平均流動資金比率

平均流動資金比率是以本銀行年內每月平均流動資金比率的簡單平均值計算。

流動資金比率是根據《銀行業條例》附表四及以單獨基準（即只包括香港辦事處）計算。

4.3 Liquidity Risk (continued)

The Group's liquidity risk management also covers new products or business developments. Before launching a new product or business, the relevant departments are required to go through a risk assessment process, which includes the assessment of underlying liquidity risk and consideration of the adequacy of the current risk management mechanism. Any material impact on liquidity risk noted during the risk assessment process will be reported to RC for approval.

The Group has established a set of uniform liquidity risk management policies which serve as standards and guidance to all the Group's members for liquidity risk management. On the basis of the Group's uniform policy, each of the subsidiaries develops its own liquidity management policies according to its own characteristics, and assumes its own liquidity risk management responsibility. Subsidiaries are required to report their respective liquidity positions on a regular basis to RMD (Interest Rate and Liquidity Risk Management) of BOCHK, which consolidates this information and evaluates group-wide liquidity risk.

(A) Liquidity ratio

Average liquidity ratio

The average liquidity ratio is calculated as the simple average of each calendar month's average liquidity ratio of the Bank for the year.

The liquidity ratio is computed on the solo basis (the Hong Kong offices only) and is in accordance with the Fourth Schedule to the Banking Ordinance.

| | <u>2014</u> | <u>2013</u> |
|--|----------------------|---------------|
| | <u>42.17%</u> | <u>37.93%</u> |

財務報表附註 (續) Notes to the Financial Statements (continued)

4. 金融風險管理 (續) 4. Financial risk management (continued)

4.3 流動資金風險 (續)

4.3 Liquidity Risk (continued)

(B) 到期日分析

(B) Maturity analysis

下表為本集團及本銀行於 12 月 31 日之資產及負債的到期日分析，按於結算日時，資產及負債相距合約到期日的剩餘期限分類。

The tables below analyse the Group's and the Bank's assets and liabilities as at 31 December into relevant maturity groupings based on the remaining period at balance sheet date to the contractual maturity date.

| | | 本集團 The Group | | | | | | | |
|--------------------------|---|---------------------|--------------------------|-------------------------------|---------------------------------|-------------------------|-------------------------|-------------------------|---------------------|
| | | 2014 | | | | | | | |
| | | 即期 On demand | 一個月內 Up to 1 month | 一至 三個月 1 to 3 months | 三至 十二個月 3 to 12 months | 一至五年 1 to 5 years | 五年以上 Over 5 years | 不確定 日期 Indefinite | 總計 Total |
| | | 港幣 百萬元 HK\$'m | 港幣 百萬元 HK\$'m | 港幣 百萬元 HK\$'m | 港幣 百萬元 HK\$'m | 港幣 百萬元 HK\$'m | 港幣 百萬元 HK\$'m | 港幣 百萬元 HK\$'m | 港幣 百萬元 HK\$'m |
| 資產 | Assets | | | | | | | | |
| 庫存現金及存放銀行及其他金融機構的結餘 | Cash and balances with banks and other financial institutions | 326,535 | 60,040 | - | - | - | - | 11,677 | 398,252 |
| 在銀行及其他金融機構一至十二個月內到期之定期存放 | Placements with banks and other financial institutions maturing between one and twelve months | - | - | 17,730 | 19,706 | - | - | - | 37,436 |
| 公平值變化計入損益之金融資產 | Financial assets at fair value through profit or loss | | | | | | | | |
| - 交易性 | - held for trading | | | | | | | | |
| - 債務證券 | - debt securities | - | 2,627 | 6,539 | 10,595 | 10,518 | 2,039 | - | 32,318 |
| - 存款證 | - certificates of deposit | - | 142 | 642 | 393 | 251 | - | - | 1,428 |
| - 界定為以公平值變化計入損益 | - designated at fair value through profit or loss | | | | | | | | |
| - 債務證券 | - debt securities | - | 9 | 10 | 86 | 1,252 | - | - | 1,357 |
| - 股份證券 | - equity securities | - | - | - | - | - | - | 3 | 3 |
| 衍生金融工具 | Derivative financial instruments | 10,880 | 3,503 | 2,812 | 11,619 | 1,858 | 2,687 | - | 33,359 |
| 香港特別行政區政府負債證明書 | Hong Kong SAR Government certificates of indebtedness | 90,770 | - | - | - | - | - | - | 90,770 |
| 貸款及其他賬項 | Advances and other accounts | | | | | | | | |
| - 客戶貸款 | - advances to customers | 113,547 | 28,987 | 60,630 | 171,511 | 347,232 | 231,875 | 2,503 | 956,285 |
| - 貿易票據 | - trade bills | 32 | 12,779 | 20,973 | 23,972 | - | - | - | 57,756 |
| 證券投資 | Investment in securities | | | | | | | | |
| - 可供出售 | - available-for-sale | | | | | | | | |
| - 債務證券 | - debt securities | - | 8,589 | 27,053 | 65,390 | 130,173 | 48,401 | - | 279,606 |
| - 存款證 | - certificates of deposit | - | 13,284 | 6,072 | 24,590 | 13,784 | - | - | 57,730 |
| - 持有至到期日 | - held-to-maturity | | | | | | | | |
| - 債務證券 | - debt securities | - | 85 | 2,107 | 4,462 | 40,979 | 12,751 | 27 | 60,411 |
| - 存款證 | - certificates of deposit | - | - | 77 | - | - | - | - | 77 |
| - 貸款及應收款 | - loans and receivables | | | | | | | | |
| - 債務證券 | - debt securities | - | 2,499 | 915 | 1,454 | - | - | - | 4,868 |
| - 股份證券 | - equity securities | - | - | - | - | - | - | 986 | 986 |
| 聯營公司及合資企業權益 | Interests in associates and a joint venture | - | - | - | - | - | - | 324 | 324 |
| 投資物業 | Investment properties | - | - | - | - | - | - | 14,690 | 14,690 |
| 物業、器材及設備 | Properties, plant and equipment | - | - | - | - | - | - | 55,041 | 55,041 |
| 其他資產 (包括遞延稅項資產) | Other assets (including deferred tax assets) | 6,558 | 12,039 | 141 | 271 | 199 | - | 28 | 19,236 |
| 資產總額 | Total assets | 548,322 | 144,583 | 145,701 | 334,049 | 546,246 | 297,753 | 85,279 | 2,101,933 |

財務報表附註(續) Notes to the Financial Statements (continued)

4. 金融風險管理(續) 4. Financial risk management (continued)

4.3 流動資金風險(續) 4.3 Liquidity Risk (continued)

(B) 到期日分析(續) (B) Maturity analysis (continued)

| | | 本集團 The Group | | | | | | |
|------------------------|--|--------------------------|-------------------------------|---------------------------------|-------------------------|-------------------------|-------------------------|---------------------|
| | | 2014 | | | | | | |
| | 即期 On demand | 一個月內 Up to 1 month | 一至 三個月 1 to 3 months | 三至 十二個月 3 to 12 months | 一至五年 1 to 5 years | 五年以上 Over 5 years | 不確定 日期 Indefinite | 總計 Total |
| | 港幣 百萬元 HK\$'m | 港幣 百萬元 HK\$'m | 港幣 百萬元 HK\$'m | 港幣 百萬元 HK\$'m | 港幣 百萬元 HK\$'m | 港幣 百萬元 HK\$'m | 港幣 百萬元 HK\$'m | 港幣 百萬元 HK\$'m |
| 負債 | Liabilities | | | | | | | |
| 香港特別行政區流通紙幣 | Hong Kong SAR currency notes in circulation | | | | | | | |
| | 90,770 | - | - | - | - | - | - | 90,770 |
| 銀行及其他金融機構之存款及結餘 | Deposits and balances from banks and other financial institutions | | | | | | | |
| | 203,379 | 23,419 | 6,277 | 2,705 | - | - | - | 235,780 |
| 公平值變化計入損益之金融負債 | Financial liabilities at fair value through profit or loss | | | | | | | |
| | - | 3,428 | 4,643 | 3,190 | 483 | 516 | - | 12,260 |
| 衍生金融工具 | Derivative financial instruments | | | | | | | |
| | 6,976 | 3,034 | 2,455 | 4,494 | 2,523 | 1,290 | - | 20,772 |
| 客戶存款 | Deposits from customers | | | | | | | |
| | 794,464 | 340,972 | 209,587 | 122,979 | 15,396 | - | - | 1,483,398 |
| 已發行債務證券及存款證 | Debt securities and certificates of deposit in issue | | | | | | | |
| - 債務證券 | - debt securities | | | | | | | |
| | - | 2,316 | 2,811 | 1,106 | 5,668 | - | - | 11,901 |
| 其他賬項及準備(包括應付稅項及遞延稅項負債) | Other accounts and provisions (including current and deferred tax liabilities) | | | | | | | |
| | 23,762 | 14,173 | 4,281 | 6,992 | 8,123 | - | - | 57,331 |
| 後償負債 | Subordinated liabilities | | | | | | | |
| | - | - | 418 | - | - | 19,258 | - | 19,676 |
| 負債總額 | Total liabilities | | | | | | | |
| | 1,119,351 | 387,342 | 230,472 | 141,466 | 32,193 | 21,064 | - | 1,931,888 |
| 流動資金缺口 | Net liquidity gap | | | | | | | |
| | (571,029) | (242,759) | (84,771) | 192,583 | 514,053 | 276,689 | 85,279 | 170,045 |

財務報表附註 (續) Notes to the Financial Statements (continued)

4. 金融風險管理 (續) 4. Financial risk management (continued)

4.3 流動資金風險 (續) 4.3 Liquidity Risk (continued)

(B) 到期日分析 (續) (B) Maturity analysis (continued)

| | | 本集團 The Group | | | | | | | |
|--------------------------|---|--------------------------|-------------------------------|---------------------------------|-------------------------|-------------------------|-------------------------|--------------------|--|
| | | 2013 | | | | | | | |
| | 即期 On demand | 一個月內 Up to 1 month | 一至 三個月 1 to 3 months | 三至 十二個月 3 to 12 months | 一至五年 1 to 5 years | 五年以上 Over 5 years | 不確定 日期 Indefinite | 總計 Total | |
| | 港幣 百萬元 HK\$m | 港幣 百萬元 HK\$m | 港幣 百萬元 HK\$m | 港幣 百萬元 HK\$m | 港幣 百萬元 HK\$m | 港幣 百萬元 HK\$m | 港幣 百萬元 HK\$m | 港幣 百萬元 HK\$m | |
| 資產 | Assets | | | | | | | | |
| 庫存現金及存放銀行及其他金融機構的結餘 | 246,105 | 94,800 | - | - | - | - | 12,575 | 353,480 | |
| 在銀行及其他金融機構一至十二個月內到期之定期存放 | - | - | 33,801 | 12,893 | - | - | - | 46,694 | |
| 公平值變化計入損益之金融資產 | Financial assets at fair value through profit or loss | | | | | | | | |
| - 交易性 | - held for trading | | | | | | | | |
| - 債務證券 | - | 1,814 | 6,126 | 6,195 | 5,595 | 1,937 | - | 21,667 | |
| - 存款證 | - | 18 | 13 | 78 | 30 | - | - | 139 | |
| - 界定為以公平值變化計入損益 | - designated at fair value through profit or loss | | | | | | | | |
| - 債務證券 | - | 10 | 10 | 455 | 1,363 | - | - | 1,838 | |
| - 股份證券 | - | - | - | - | - | - | 358 | 358 | |
| 衍生金融工具 | 13,672 | 2,137 | 1,287 | 2,761 | 1,766 | 3,619 | - | 25,242 | |
| 香港特別行政區政府負債證明書 | 99,190 | - | - | - | - | - | - | 99,190 | |
| 貸款及其他賬項 | Advances and other accounts | | | | | | | | |
| - 客戶貸款 | 82,303 | 29,710 | 55,130 | 143,186 | 317,087 | 224,648 | 1,965 | 854,029 | |
| - 貿易票據 | 6 | 16,254 | 19,003 | 35,583 | - | - | - | 70,846 | |
| 證券投資 | Investment in securities | | | | | | | | |
| - 可供出售 | - available-for-sale | | | | | | | | |
| - 債務證券 | - | 16,397 | 23,791 | 49,711 | 155,071 | 71,453 | 6 | 316,429 | |
| - 存款證 | - | 10,419 | 13,749 | 36,106 | 16,836 | - | - | 77,110 | |
| - 持有至到期日 | - held-to-maturity | | | | | | | | |
| - 債務證券 | - | 565 | 136 | 2,043 | 1,759 | 254 | 45 | 4,802 | |
| - 存款證 | - | - | - | - | 77 | - | - | 77 | |
| - 貸款及應收款 | - loans and receivables | | | | | | | | |
| - 債務證券 | - | 1,660 | 2,931 | 3,354 | - | - | - | 7,945 | |
| - 股份證券 | - | - | - | - | - | - | 1,470 | 1,470 | |
| 聯營公司及合資企業權益 | - | - | - | - | - | - | 292 | 292 | |
| 投資物業 | - | - | - | - | - | - | 14,727 | 14,727 | |
| 物業、器材及設備 | - | - | - | - | - | - | 52,192 | 52,192 | |
| 其他資產 (包括遞延稅項資產) | 6,772 | 13,925 | 88 | 248 | 125 | 4 | 88 | 21,250 | |
| 資產總額 | 448,048 | 187,709 | 156,065 | 292,613 | 499,709 | 301,915 | 83,718 | 1,969,777 | |

財務報表附註 (續) Notes to the Financial Statements (continued)

4. 金融風險管理 (續) 4. Financial risk management (continued)

4.3 流動資金風險 (續) 4.3 Liquidity Risk (continued)

(B) 到期日分析 (續) (B) Maturity analysis (continued)

| | | 本集團 The Group | | | | | | |
|-------------------------|--|--------------------------|-------------------------------|---------------------------------|-------------------------|-------------------------|-------------------------|--------------------|
| | | 2013 | | | | | | |
| | 即期 On demand | 一個月內 Up to 1 month | 一至 三個月 1 to 3 months | 三至 十二個月 3 to 12 months | 一至五年 1 to 5 years | 五年以上 Over 5 years | 不確定 日期 Indefinite | 總計 Total |
| | 港幣 百萬元 HK\$m | 港幣 百萬元 HK\$m | 港幣 百萬元 HK\$m | 港幣 百萬元 HK\$m | 港幣 百萬元 HK\$m | 港幣 百萬元 HK\$m | 港幣 百萬元 HK\$m | 港幣 百萬元 HK\$m |
| 負債 | Liabilities | | | | | | | |
| 香港特別行政區流通紙幣 | Hong Kong SAR currency notes in circulation | | | | | | | |
| | 99,190 | - | - | - | - | - | - | 99,190 |
| 銀行及其他金融機構之存款及結餘 | Deposits and balances from banks and other financial institutions | | | | | | | |
| | 222,879 | 50,955 | 3,768 | 671 | - | - | - | 278,273 |
| 公平值變化計入損益之金融負債 | Financial liabilities at fair value through profit or loss | | | | | | | |
| | - | 5,451 | 5,406 | 2,071 | 382 | 270 | - | 13,580 |
| 衍生金融工具 | Derivative financial instruments | | | | | | | |
| | 9,276 | 1,661 | 1,047 | 3,217 | 2,894 | 652 | - | 18,747 |
| 客戶存款 | Deposits from customers | | | | | | | |
| | 748,041 | 274,945 | 169,101 | 124,664 | 12,586 | 39 | - | 1,329,376 |
| 已發行債務證券及存款證 | Debt securities and certificates of deposit in issue | | | | | | | |
| | - | - | - | 32 | 5,652 | - | - | 5,684 |
| - 債務證券 | - debt securities | | | | | | | |
| 其他賬項及準備 (包括應付稅項及遞延稅項負債) | Other accounts and provisions (including current and deferred tax liabilities) | | | | | | | |
| | 24,890 | 14,003 | 4,031 | 6,402 | 7,798 | 11 | - | 57,135 |
| 後償負債 | Subordinated liabilities | | | | | | | |
| | - | - | 418 | - | - | 19,431 | - | 19,849 |
| 負債總額 | Total liabilities | | | | | | | |
| | 1,104,276 | 347,015 | 183,771 | 137,057 | 29,312 | 20,403 | - | 1,821,834 |
| 流動資金缺口 | Net liquidity gap | | | | | | | |
| | (656,228) | (159,306) | (27,706) | 155,556 | 470,397 | 281,512 | 83,718 | 147,943 |

財務報表附註 (續) Notes to the Financial Statements (continued)

4. 金融風險管理 (續) 4. Financial risk management (continued)

4.3 流動資金風險 (續) 4.3 Liquidity Risk (continued)

(B) 到期日分析 (續) (B) Maturity analysis (continued)

| | | 本銀行 The Bank | | | | | | | |
|--------------------------|---|--------------------------|-------------------------------|---------------------------------|-------------------------|-------------------------|-------------------------|---------------------|--|
| | | 2014 | | | | | | | |
| | 即期 On demand | 一個月內 Up to 1 month | 一至 三個月 1 to 3 months | 三至 十二個月 3 to 12 months | 一至五年 1 to 5 years | 五年以上 Over 5 years | 不確定 日期 Indefinite | 總計 Total | |
| | 港幣 百萬元 HK\$'m | 港幣 百萬元 HK\$'m | 港幣 百萬元 HK\$'m | 港幣 百萬元 HK\$'m | 港幣 百萬元 HK\$'m | 港幣 百萬元 HK\$'m | 港幣 百萬元 HK\$'m | 港幣 百萬元 HK\$'m | |
| 資產 | Assets | | | | | | | | |
| 庫存現金及存放銀行及其他金融機構的結餘 | 312,298 | 39,116 | - | - | - | - | - | 351,414 | |
| 在銀行及其他金融機構一至十二個月內到期之定期存放 | - | - | 8,459 | 8,531 | - | - | - | 16,990 | |
| 公平值變化計入損益之金融資產 | Financial assets at fair value through profit or loss | | | | | | | | |
| - 交易性 | - held for trading | | | | | | | | |
| - 債務證券 | - | 2,470 | 2,918 | 6,988 | 10,494 | 2,039 | - | 24,909 | |
| - 存款證 | - | 129 | 642 | 375 | 216 | - | - | 1,362 | |
| - 股份證券 | - | - | - | - | - | - | 3 | 3 | |
| 衍生金融工具 | 10,345 | 3,503 | 2,805 | 11,610 | 1,870 | 2,687 | - | 32,820 | |
| 香港特別行政區政府負債證明書 | 90,770 | - | - | - | - | - | - | 90,770 | |
| 貸款及其他賬項 | Advances and other accounts | | | | | | | | |
| - 客戶貸款 | 99,062 | 22,285 | 42,021 | 131,107 | 283,588 | 199,249 | 1,558 | 778,870 | |
| - 貿易票據 | - | 7,263 | 12,603 | 19,728 | - | - | - | 39,594 | |
| 證券投資 | Investment in securities | | | | | | | | |
| - 可供出售 | - available-for-sale | | | | | | | | |
| - 債務證券 | - | 6,784 | 20,940 | 55,839 | 109,851 | 47,835 | - | 241,249 | |
| - 存款證 | - | 13,209 | 4,468 | 16,538 | 11,494 | - | - | 45,709 | |
| - 持有至到期日 | - held-to-maturity | | | | | | | | |
| - 債務證券 | - | 84 | 2,007 | 3,961 | 38,982 | 12,131 | 27 | 57,192 | |
| - 貸款及應收款 | - loans and receivables | | | | | | | | |
| - 債務證券 | - | 2,499 | 294 | - | - | - | - | 2,793 | |
| - 股份證券 | - | - | - | - | - | - | 191 | 191 | |
| 附屬公司權益 | - | - | - | - | - | - | 14,482 | 14,482 | |
| 聯營公司及合資企業權益 | - | - | - | - | - | - | 8 | 8 | |
| 投資物業 | - | - | - | - | - | - | 14,241 | 14,241 | |
| 物業、器材及設備 | - | - | - | - | - | - | 44,914 | 44,914 | |
| 其他資產 | 8,070 | 11,823 | 138 | 295 | 41 | - | 16 | 20,383 | |
| 資產總額 | 520,545 | 109,165 | 97,295 | 254,972 | 456,536 | 263,941 | 75,440 | 1,777,894 | |

財務報表附註(續) Notes to the Financial Statements (continued)

4. 金融風險管理(續) 4. Financial risk management (continued)

4.3 流動資金風險(續) 4.3 Liquidity Risk (continued)

(B) 到期日分析(續) (B) Maturity analysis (continued)

| | | 本銀行 The Bank | | | | | | | |
|------------------------|--|------------------|----------------|----------------|----------------|---------------|---------------|------------|------------------|
| | | 2014 | | | | | | | |
| | | 即期 | 一個月內 | 一至三個月 | 三至十二個月 | 一至五年 | 五年以上 | 不確定日期 | 總計 |
| | | On demand | Up to 1 month | 1 to 3 months | 3 to 12 months | 1 to 5 years | Over 5 years | Indefinite | Total |
| | | 港幣 百萬元 | 港幣 百萬元 | 港幣 百萬元 | 港幣 百萬元 | 港幣 百萬元 | 港幣 百萬元 | 港幣 百萬元 | 港幣 百萬元 |
| | | HK\$'m | HK\$'m | HK\$'m | HK\$'m | HK\$'m | HK\$'m | HK\$'m | HK\$'m |
| 負債 | Liabilities | | | | | | | | |
| 香港特別行政區流通紙幣 | Hong Kong SAR currency notes in circulation | 90,770 | - | - | - | - | - | - | 90,770 |
| 銀行及其他金融機構之存款及結餘 | Deposits and balances from banks and other financial institutions | 203,365 | 10,466 | 2,672 | 626 | - | - | - | 217,129 |
| 公平值變化計入損益之金融負債 | Financial liabilities at fair value through profit or loss | - | 1,450 | 3,769 | 1,071 | 483 | 516 | - | 7,289 |
| 衍生金融工具 | Derivative financial instruments | 6,765 | 2,979 | 2,436 | 4,498 | 2,488 | 1,290 | - | 20,456 |
| 客戶存款 | Deposits from customers | 701,427 | 279,156 | 165,414 | 82,608 | 4,866 | - | - | 1,233,471 |
| 已發行債務證券及存款證 | Debt securities and certificates of deposit in issue | | | | | | | | |
| - 債務證券 | - debt securities | - | 1,790 | 2,276 | 32 | 5,604 | - | - | 9,702 |
| 其他賬項及準備(包括應付稅項及遞延稅項負債) | Other accounts and provisions (including current and deferred tax liabilities) | 17,660 | 10,951 | 1,300 | 2,510 | 6,372 | - | - | 38,793 |
| 後償負債 | Subordinated liabilities | - | - | 418 | - | - | 19,258 | - | 19,676 |
| 負債總額 | Total liabilities | 1,019,987 | 306,792 | 178,285 | 91,345 | 19,813 | 21,064 | - | 1,637,286 |
| 流動資金缺口 | Net liquidity gap | (499,442) | (197,627) | (80,990) | 163,627 | 436,723 | 242,877 | 75,440 | 140,608 |

財務報表附註 (續) Notes to the Financial Statements (continued)

4. 金融風險管理 (續) 4. Financial risk management (continued)

4.3 流動資金風險 (續) 4.3 Liquidity Risk (continued)

(B) 到期日分析 (續) (B) Maturity analysis (continued)

| | | 本銀行 The Bank | | | | | | | |
|--------------------------|---|--------------------------|-------------------------------|---------------------------------|-------------------------|-------------------------|-------------------------|--------------------|--|
| | | 2013 | | | | | | | |
| | 即期 On demand | 一個月內 Up to 1 month | 一至 三個月 1 to 3 months | 三至 十二個月 3 to 12 months | 一至五年 1 to 5 years | 五年以上 Over 5 years | 不確定 日期 Indefinite | 總計 Total | |
| | 港幣 百萬元 HK\$m | 港幣 百萬元 HK\$m | 港幣 百萬元 HK\$m | 港幣 百萬元 HK\$m | 港幣 百萬元 HK\$m | 港幣 百萬元 HK\$m | 港幣 百萬元 HK\$m | 港幣 百萬元 HK\$m | |
| 資產 | Assets | | | | | | | | |
| 庫存現金及存放銀行及其他金融機構的結餘 | 239,020 | 86,231 | - | - | - | - | - | 325,251 | |
| 在銀行及其他金融機構一至十二個月內到期之定期存放 | - | - | 20,420 | 1,648 | - | - | - | 22,068 | |
| 公平值變化計入損益之金融資產 | Financial assets at fair value through profit or loss | | | | | | | | |
| - 交易性 | - held for trading | | | | | | | | |
| - 債務證券 | - | 1,300 | 5,221 | 3,493 | 5,594 | 1,937 | - | 17,545 | |
| - 存款證 | - | 5 | 13 | 68 | 10 | - | - | 96 | |
| - 股份證券 | - | - | - | - | - | - | 3 | 3 | |
| 衍生金融工具 | 13,154 | 2,090 | 1,280 | 2,716 | 1,789 | 3,619 | - | 24,648 | |
| 香港特別行政區政府負債證明書 | 99,190 | - | - | - | - | - | - | 99,190 | |
| 貸款及其他賬項 | Advances and other accounts | | | | | | | | |
| - 客戶貸款 | 69,310 | 23,783 | 40,669 | 99,869 | 260,274 | 189,446 | 1,615 | 684,966 | |
| - 貿易票據 | 5 | 13,227 | 13,242 | 29,157 | - | - | - | 55,631 | |
| 證券投資 | Investment in securities | | | | | | | | |
| - 可供出售 | - available-for-sale | | | | | | | | |
| - 債務證券 | - | 13,708 | 20,943 | 43,890 | 132,501 | 70,009 | 6 | 281,057 | |
| - 存款證 | - | 10,257 | 12,114 | 29,198 | 15,197 | - | - | 66,766 | |
| - 持有至到期日 | - held-to-maturity | | | | | | | | |
| - 債務證券 | - | 563 | 136 | 1,428 | 1,161 | 254 | 45 | 3,587 | |
| - 貸款及應收款 | - loans and receivables | | | | | | | | |
| - 債務證券 | - | 1,555 | 2,269 | 2,437 | - | - | - | 6,261 | |
| - 股份證券 | - | - | - | - | - | - | 179 | 179 | |
| 附屬公司權益 | - | - | - | - | - | - | 14,522 | 14,522 | |
| 聯營公司及合資企業權益 | Interests in associates and a joint venture | | | | | | | | |
| - 聯營公司 | - | - | - | - | - | - | 8 | 8 | |
| 投資物業 | - | - | - | - | - | - | 14,114 | 14,114 | |
| 物業、器材及設備 | - | - | - | - | - | - | 42,666 | 42,666 | |
| 其他資產 | 6,244 | 10,263 | 108 | 151 | 41 | - | 45 | 16,852 | |
| 資產總額 | 426,923 | 162,982 | 116,415 | 214,055 | 416,567 | 265,265 | 73,203 | 1,675,410 | |

財務報表附註 (續) Notes to the Financial Statements (continued)

4. 金融風險管理 (續) 4. Financial risk management (continued)

4.3 流動資金風險 (續) 4.3 Liquidity Risk (continued)

(B) 到期日分析 (續) (B) Maturity analysis (continued)

| | | 本銀行 The Bank | | | | | | | |
|-------------------------|--|--------------------|--------------------------|-------------------------------|---------------------------------|-------------------------|-------------------------|-------------------------|--------------------|
| | | 2013 | | | | | | | |
| | | 即期 On demand | 一個月內 Up to 1 month | 一至 三個月 1 to 3 months | 三至 十二個月 3 to 12 months | 一至五年 1 to 5 years | 五年以上 Over 5 years | 不確定 日期 Indefinite | 總計 Total |
| | | 港幣 百萬元 HK\$m | 港幣 百萬元 HK\$m | 港幣 百萬元 HK\$m | 港幣 百萬元 HK\$m | 港幣 百萬元 HK\$m | 港幣 百萬元 HK\$m | 港幣 百萬元 HK\$m | 港幣 百萬元 HK\$m |
| 負債 | Liabilities | | | | | | | | |
| 香港特別行政區流通紙幣 | Hong Kong SAR currency notes in circulation | 99,190 | - | - | - | - | - | - | 99,190 |
| 銀行及其他金融機構之存款及結餘 | Deposits and balances from banks and other financial institutions | 221,866 | 48,369 | 2,854 | 223 | - | - | - | 273,312 |
| 公平值變化計入損益之金融負債 | Financial liabilities at fair value through profit or loss | - | 4,749 | 3,679 | 66 | 382 | 270 | - | 9,146 |
| 衍生金融工具 | Derivative financial instruments | 9,112 | 1,584 | 1,021 | 3,188 | 2,831 | 652 | - | 18,388 |
| 客戶存款 | Deposits from customers | 657,812 | 221,459 | 133,368 | 80,942 | 332 | - | - | 1,093,913 |
| 已發行債務證券及存款證 | Debt securities and certificates of deposit in issue | - | - | - | 32 | 5,652 | - | - | 5,684 |
| - 債務證券 | - debt securities | - | - | - | 32 | 5,652 | - | - | 5,684 |
| 其他賬項及準備 (包括應付稅項及遞延稅項負債) | Other accounts and provisions (including current and deferred tax liabilities) | 18,479 | 8,470 | 1,069 | 1,833 | 5,943 | - | - | 35,794 |
| 後償負債 | Subordinated liabilities | - | - | 418 | - | - | 19,431 | - | 19,849 |
| 負債總額 | Total liabilities | 1,006,459 | 284,631 | 142,409 | 86,284 | 15,140 | 20,353 | - | 1,555,276 |
| 流動資金缺口 | Net liquidity gap | (579,536) | (121,649) | (25,994) | 127,771 | 401,427 | 244,912 | 73,203 | 120,134 |

財務報表附註 (續) Notes to the Financial Statements (continued)

4. 金融風險管理 (續) 4. Financial risk management (continued)

4.3 流動資金風險 (續)

4.3 Liquidity Risk (continued)

(B) 到期日分析 (續)

(B) Maturity analysis (continued)

上述到期日分類乃按照《銀行業(披露)規則》之相關條文而編製。本集團將逾期不超過 1 個月之資產，例如貸款及債務證券列為「即期」資產。對於按不同款額或分期償還之資產，只有該資產中實際逾期之部分被視作逾期。其他未到期之部分仍繼續根據剩餘期限分類，但假若對該資產之償還存有疑慮，則將該等款項列為「不確定日期」。上述列示之資產已扣除任何相關準備(如有)。

按尚餘到期日對債務證券之分析是為遵循《銀行業(披露)規則》之相關條文而披露的。所作披露不代表此等證券將持有至到期日。

The above maturity classifications have been prepared in accordance with relevant provisions under the Banking (Disclosure) Rules. The Group has reported assets such as advances and debt securities which have been overdue for not more than one month as "On demand". In the case of an asset that is repayable by different payments or instalments, only that portion of the asset that is actually overdue is reported as overdue. Any part of the asset that is not due is reported according to the residual maturity unless the repayment of the asset is in doubt in which case the amount is reported as "Indefinite". The above assets are stated after deduction of provisions, if any.

The analysis of debt securities by remaining period to maturity is disclosed in order to comply with relevant provisions under the Banking (Disclosure) Rules. The disclosure does not imply that the securities will be held to maturity.

財務報表附註 (續) Notes to the Financial Statements (continued)

4. 金融風險管理 (續) 4. Financial risk management (continued)

4.3 流動資金風險 (續)

(C) 按合約到期日分析 之未折現現金流

(a) 非衍生工具之現金流

下表概述了本集團及本銀行於12月31日之非衍生金融負債以剩餘合約到期日列示之現金流。

4.3 Liquidity Risk (continued)

(C) Analysis of undiscounted cash flows by contractual maturities

(a) Non-derivative cash flows

The tables below summarise the cash flows of the Group and the Bank as at 31 December for non-derivative financial liabilities by remaining contractual maturities.

| | | 本集團 The Group | | | | | |
|-----------------|---|-----------------------------------|------------------------------------|-------------------------------------|---------------------------------|-------------------------------------|--------------------|
| | | 2014 | | | | | |
| | | 一 至 三個月 Up to 1 month | 三 至 十二個月 1 to 3 months | 三 至 十二個月 3 to 12 months | 一 至 五年 1 to 5 years | 五 年 以 上 Over 5 years | 總計 Total |
| | | 港幣 百萬元 HK\$m | 港幣 百萬元 HK\$m | 港幣 百萬元 HK\$m | 港幣 百萬元 HK\$m | 港幣 百萬元 HK\$m | 港幣 百萬元 HK\$m |
| 金融負債 | Financial liabilities | | | | | | |
| 香港特別行政區流通紙幣 | Hong Kong SAR currency notes in circulation | 90,770 | - | - | - | - | 90,770 |
| 銀行及其他金融機構之存款及結餘 | Deposits and balances from banks and other financial institutions | 226,826 | 6,304 | 2,774 | - | - | 235,904 |
| 公平值變化計入損益之金融負債 | Financial liabilities at fair value through profit or loss | 3,432 | 4,655 | 3,201 | 524 | 541 | 12,353 |
| 客戶存款 | Deposits from customers | 1,135,657 | 210,324 | 124,467 | 16,528 | - | 1,486,976 |
| 已發行債務證券及存款證 | Debt securities and certificates of deposit in issue | 2,317 | 2,816 | 1,297 | 6,098 | - | 12,528 |
| 後償負債 | Subordinated liabilities | - | 538 | 538 | 4,305 | 19,926 | 25,307 |
| 其他金融負債 | Other financial liabilities | 34,367 | 2,958 | 4,284 | 196 | - | 41,805 |
| 金融負債總額 | Total financial liabilities | 1,493,369 | 227,595 | 136,561 | 27,651 | 20,467 | 1,905,643 |

財務報表附註 (續) Notes to the Financial Statements (continued)

4. 金融風險管理 (續) 4. Financial risk management (continued)

4.3 流動資金風險 (續)

4.3 Liquidity Risk (continued)

(C) 按合約到期日分析
之未折現現金流
(續)

(C) Analysis of undiscounted cash flows by contractual maturities (continued)

(a) 非衍生工具之現
金流 (續)

(a) Non-derivative cash flows (continued)

| | | 本集團 The Group | | | | | |
|-----------------|---|--------------------------|-------------------------------|---------------------------------|-------------------------|-------------------------|--------------------|
| | | 2013 | | | | | |
| | | 一個月內 Up to 1 month | 一至 三個月 1 to 3 months | 三至 十二個月 3 to 12 months | 一至五年 1 to 5 years | 五年以上 Over 5 years | 總計 Total |
| | | 港幣 百萬元 HK\$m | 港幣 百萬元 HK\$m | 港幣 百萬元 HK\$m | 港幣 百萬元 HK\$m | 港幣 百萬元 HK\$m | 港幣 百萬元 HK\$m |
| 金融負債 | Financial liabilities | | | | | | |
| 香港特別行政區流通紙幣 | Hong Kong SAR currency notes in circulation | 99,190 | - | - | - | - | 99,190 |
| 銀行及其他金融機構之存款及結餘 | Deposits and balances from banks and other financial institutions | 273,850 | 3,795 | 674 | - | - | 278,319 |
| 公平值變化計入損益之金融負債 | Financial liabilities at fair value through profit or loss | 5,457 | 5,419 | 2,079 | 406 | 304 | 13,665 |
| 客戶存款 | Deposits from customers | 1,023,142 | 169,662 | 126,314 | 13,781 | 52 | 1,332,951 |
| 已發行債務證券及存款證 | Debt securities and certificates of deposit in issue | - | - | 218 | 6,252 | - | 6,470 |
| 後償負債 | Subordinated liabilities | - | 538 | 538 | 4,303 | 20,999 | 26,378 |
| 其他金融負債 | Other financial liabilities | 30,733 | 2,843 | 4,396 | 412 | 11 | 38,395 |
| 金融負債總額 | Total financial liabilities | 1,432,372 | 182,257 | 134,219 | 25,154 | 21,366 | 1,795,368 |

財務報表附註 (續) Notes to the Financial Statements (continued)

4. 金融風險管理 (續) 4. Financial risk management (continued)

4.3 流動資金風險 (續)

4.3 Liquidity Risk (continued)

(C) 按合約到期日分析
之未折現現金流
(續)

(C) Analysis of undiscounted cash flows by contractual maturities (continued)

(a) 非衍生工具之現
金流 (續)

(a) Non-derivative cash flows (continued)

| | | 本銀行 The Bank | | | | | |
|-----------------|---|------------------|------------------|------------------|------------------|---------------|------------------|
| | | 2014 | | | | | |
| | | 一 至 三個月 | 三 至 十二個月 | 一 至 五 年 | 五 年 以 上 | 總 計 | |
| | | Up to 1 month | 1 to 3 months | 1 to 5 years | Over 5 years | Total | |
| | | 港幣 百萬元 | 港幣 百萬元 | 港幣 百萬元 | 港幣 百萬元 | 港幣 百萬元 | |
| | | HK\$m | HK\$m | HK\$m | HK\$m | HK\$m | |
| 金融負債 | Financial liabilities | | | | | | |
| 香港特別行政區流通紙幣 | Hong Kong SAR currency notes in circulation | 90,770 | - | - | - | 90,770 | |
| 銀行及其他金融機構之存款及結餘 | Deposits and balances from banks and other financial institutions | 213,832 | 2,679 | 648 | - | 217,159 | |
| 公平值變化計入損益之金融負債 | Financial liabilities at fair value through profit or loss | 1,453 | 3,781 | 1,083 | 524 | 7,382 | |
| 客戶存款 | Deposits from customers | 980,767 | 166,002 | 83,398 | 5,117 | 1,235,284 | |
| 已發行債務證券及存款證 | Debt securities and certificates of deposit in issue | 1,790 | 2,278 | 218 | 6,035 | 10,321 | |
| 後償負債 | Subordinated liabilities | - | 538 | 538 | 4,305 | 19,926 | |
| 其他金融負債 | Other financial liabilities | 25,346 | 263 | 199 | 1 | 25,809 | |
| 金融負債總額 | Total financial liabilities | 1,313,958 | 175,541 | 86,084 | 15,982 | 20,467 | 1,612,032 |
| | | 本銀行 The Bank | | | | | |
| | | 2013 | | | | | |
| | | 一 至 三個月 | 三 至 十二個月 | 一 至 五 年 | 五 年 以 上 | 總 計 | |
| | | Up to 1 month | 1 to 3 months | 1 to 5 years | Over 5 years | Total | |
| | | 港幣 百萬元 | 港幣 百萬元 | 港幣 百萬元 | 港幣 百萬元 | 港幣 百萬元 | |
| | | HK\$m | HK\$m | HK\$m | HK\$m | HK\$m | |
| 金融負債 | Financial liabilities | | | | | | |
| 香港特別行政區流通紙幣 | Hong Kong SAR currency notes in circulation | 99,190 | - | - | - | 99,190 | |
| 銀行及其他金融機構之存款及結餘 | Deposits and balances from banks and other financial institutions | 270,245 | 2,867 | 223 | - | 273,335 | |
| 公平值變化計入損益之金融負債 | Financial liabilities at fair value through profit or loss | 4,755 | 3,692 | 73 | 406 | 9,230 | |
| 客戶存款 | Deposits from customers | 879,393 | 133,806 | 81,832 | 346 | 1,095,377 | |
| 已發行債務證券及存款證 | Debt securities and certificates of deposit in issue | - | - | 218 | 6,252 | 6,470 | |
| 後償負債 | Subordinated liabilities | - | 538 | 538 | 4,303 | 20,999 | |
| 其他金融負債 | Other financial liabilities | 19,130 | 174 | 91 | - | 19,395 | |
| 金融負債總額 | Total financial liabilities | 1,272,713 | 141,077 | 82,975 | 11,307 | 21,303 | 1,529,375 |

財務報表附註 (續) Notes to the Financial Statements (continued)

4. 金融風險管理 (續) 4. Financial risk management (continued)

4.3 流動資金風險 (續)

(C) 按合約到期日分析 之未折現現金流 (續)

(b) 衍生工具之現金 流

下表概述了本集團及本銀行於 12 月 31 日以剩餘合約到期日列示之現金流，包括按淨額基準結算之衍生金融負債，及所有按總額基準結算之衍生金融工具（不論有關合約屬資產或負債）。除部分衍生工具以公平值列示外，下表披露的其他金額均為未經折現的合同現金流。

本集團及本銀行按淨額基準結算之衍生金融工具主要包括利率掉期，而按總額基準結算之衍生金融工具主要包括貨幣遠期及貨幣掉期。

4.3 Liquidity Risk (continued)

(C) Analysis of undiscounted cash flows by contractual maturities (continued)

(b) Derivative cash flows

The tables below summarise the cash flows of the Group and the Bank by remaining contractual maturities as at 31 December for derivative financial liabilities that will be settled on a net basis, together with all derivative financial instruments that will be settled on a gross basis regardless of whether the contract is in an asset or liability position. The amounts disclosed in the tables are the contractual undiscounted cash flows, except for certain derivatives which are disclosed at fair value.

The Group's and the Bank's derivative financial instruments that will be settled on a net basis mainly include interest rate swaps whereas derivative financial instruments that will be settled on a gross basis mainly include currency forwards and currency swaps.

財務報表附註 (續) Notes to the Financial Statements (continued)

4. 金融風險管理 (續) 4. Financial risk management (continued)

4.3 流動資金風險 (續)

4.3 Liquidity Risk (continued)

(C) 按合約到期日分析
之未折現現金流
(續)

(C) Analysis of undiscounted cash flows by contractual maturities (continued)

(b) 衍生工具之現金
流 (續)

(b) Derivative cash flows (continued)

| | | 本集團 The Group | | | | | |
|-------------------------------|--|--------------------------------|-------------------------------|---------------------------------|-------------------------|-------------------------|---------------------|
| | | 2014 | | | | | |
| | | 一至 一個月內 Up to 1 month | 一至 三個月 1 to 3 months | 三至 十二個月 3 to 12 months | 一至五年 1 to 5 years | 五年以上 Over 5 years | 總計 Total |
| | | 港幣 百萬元 HK\$'m | 港幣 百萬元 HK\$'m | 港幣 百萬元 HK\$'m | 港幣 百萬元 HK\$'m | 港幣 百萬元 HK\$'m | 港幣 百萬元 HK\$'m |
| 按淨額基準結 算之衍生金 融負債 | Derivative financial liabilities settled on a net basis | (7,132) | (407) | (1,145) | (1,445) | (45) | (10,174) |
| 按總額基準結 算之衍生金 融工具 總流入 | Derivative financial instruments settled on a gross basis Total inflow | 501,619 | 276,119 | 500,023 | 85,168 | 1,778 | 1,364,707 |
| 總流出 | Total outflow | (501,323) | (275,792) | (497,938) | (85,159) | (1,769) | (1,361,981) |
| | | 本集團 The Group | | | | | |
| | | 2013 | | | | | |
| | | 一至 一個月內 Up to 1 month | 一至 三個月 1 to 3 months | 三至 十二個月 3 to 12 months | 一至五年 1 to 5 years | 五年以上 Over 5 years | 總計 Total |
| | | 港幣 百萬元 HK\$'m | 港幣 百萬元 HK\$'m | 港幣 百萬元 HK\$'m | 港幣 百萬元 HK\$'m | 港幣 百萬元 HK\$'m | 港幣 百萬元 HK\$'m |
| 按淨額基準結 算之衍生金 融負債 | Derivative financial liabilities settled on a net basis | (9,413) | (351) | (1,312) | (1,755) | (51) | (12,882) |
| 按總額基準結 算之衍生金 融工具 總流入 | Derivative financial instruments settled on a gross basis Total inflow | 354,322 | 160,883 | 302,495 | 44,133 | 42 | 861,875 |
| 總流出 | Total outflow | (353,822) | (160,676) | (302,763) | (44,252) | (42) | (861,555) |

財務報表附註 (續) Notes to the Financial Statements (continued)

4. 金融風險管理 (續) 4. Financial risk management (continued)

4.3 流動資金風險 (續)

4.3 Liquidity Risk (continued)

(C) 按合約到期日分析
之未折現現金流
(續)

(C) Analysis of undiscounted cash flows by contractual maturities (continued)

(b) 衍生工具之現金
流 (續)

(b) Derivative cash flows (continued)

| | | 本銀行 The Bank | | | | | |
|------------------------|--|-------------------|-----------------|-----------------|----------|---------|-------------|
| | | 2014 | | | | | |
| | | 一 至 | 三 至 | 一 至 | 五 年 | 五 年 | 總 計 |
| 一個月內 | 三個月 | 十二個月 | 一至五年 | 五年以上 | | | 總計 |
| Up to 1 month | 1 to 3 months | 3 to 12 months | 1 to 5 years | Over 5 years | | | Total |
| 港幣 百萬元 | 港幣 百萬元 | 港幣 百萬元 | 港幣 百萬元 | 港幣 百萬元 | | | 港幣 百萬元 |
| HK\$'m | HK\$'m | HK\$'m | HK\$'m | HK\$'m | | | HK\$'m |
| 按淨額基準結 算之衍生金 融負債 | Derivative financial liabilities settled on a net basis | (6,921) | (399) | (1,127) | (1,428) | (45) | (9,920) |
| 按總額基準結 算之衍生金 融工具 | Derivative financial instruments settled on a gross basis | | | | | | |
| 總流入 | Total inflow | 492,493 | 276,137 | 498,763 | 84,410 | 1,778 | 1,353,581 |
| 總流出 | Total outflow | (491,904) | (275,781) | (496,559) | (84,403) | (1,769) | (1,350,416) |
| | | 本銀行 The Bank | | | | | |
| | | 2013 | | | | | |
| | | 一 至 | 三 至 | 一 至 | 五 年 | 五 年 | 總 計 |
| 一個月內 | 三個月 | 十二個月 | 一至五年 | 五年以上 | | | 總計 |
| Up to 1 month | 1 to 3 months | 3 to 12 months | 1 to 5 years | Over 5 years | | | Total |
| 港幣 百萬元 | 港幣 百萬元 | 港幣 百萬元 | 港幣 百萬元 | 港幣 百萬元 | | | 港幣 百萬元 |
| HK\$'m | HK\$'m | HK\$'m | HK\$'m | HK\$'m | | | HK\$'m |
| 按淨額基準結 算之衍生金 融負債 | Derivative financial liabilities settled on a net basis | (9,249) | (342) | (1,279) | (1,721) | (51) | (12,642) |
| 按總額基準結 算之衍生金 融工具 | Derivative financial instruments settled on a gross basis | | | | | | |
| 總流入 | Total inflow | 334,615 | 159,236 | 294,309 | 43,953 | 42 | 832,155 |
| 總流出 | Total outflow | (334,084) | (159,001) | (294,599) | (44,073) | (42) | (831,799) |

財務報表附註 (續) Notes to the Financial Statements (continued)

4. 金融風險管理 (續) 4. Financial risk management (continued)

4.3 流動資金風險 (續)

4.3 Liquidity Risk (continued)

(C) 按合約到期日分析 之未折現現金流 (續)

(C) Analysis of undiscounted cash flows by contractual maturities (continued)

(c) 資產負債表外 項目

(c) Off-balance sheet items

貸款承擔

Loan commitments

有關本集團及本銀行於2014年12月31日向客戶承諾延長信貸及其他融資之表外金融工具，其合約金額分別為港幣4,887.84億元（2013年：港幣4,365.12億元）及港幣3,336.76億元（2013年：港幣2,826.20億元），此等貸款承擔可於一年內提取。

The contractual amounts of the Group's and the Bank's off-balance sheet financial instruments as at 31 December 2014 that the Group and the Bank commit to extend credit to customers and other facilities amounted to HK\$488,784 million (2013: HK\$436,512 million) and HK\$333,676 million (2013: HK\$282,620 million) respectively. Those loan commitments can be drawn within one year.

財務擔保及其他 財務融資

Financial guarantees and other financial facilities

本集團及本銀行於2014年12月31日之財務擔保及其他財務融資金額分別為港幣726.03億元（2013年：港幣867.53億元）及港幣373.02億元（2013年：港幣540.58億元），其到期日少於一年。

Financial guarantees and other financial facilities of the Group and the Bank as at 31 December 2014 amounting to HK\$72,603 million (2013: HK\$86,753 million) and HK\$37,302 million (2013: HK\$54,058 million) respectively are maturing no later than one year.

財務報表附註（續） Notes to the Financial Statements (continued)

4. 金融風險管理（續） 4. Financial risk management (continued)

4.4 資本管理

本集團資本管理的主要目標是維持與集團整體風險狀況相稱的資本充足水平，同時為股東帶來最大回報。資產負債管理委員會定期檢討集團資本結構，並在需要時進行調整以保持風險、回報與資本充足性的最佳平衡。

本集團已經建立一套有效的資本管理政策和調控機制，並且運行良好。此套機制保證集團在支持業務發展的同時，滿足法定資本充足率的要求。資產負債管理委員會負責監控集團的資本充足性。本集團在報告時段內就銀行業務符合各項金管局的法定資本規定，詳述如下：

本集團已採用基礎內部評級基準計算法計算大部分非證券化風險承擔的信貸風險資本要求，並使用內部評級基準（證券化）計算法計算證券化風險承擔的信貸風險資本要求。小部分信貸風險承擔則繼續按標準（信貸風險）計算法計算。本集團採用標準信貸估值調整方法，計算具有信貸估值調整風險的交易對手資本要求。

4.4 Capital Management

The major objective of the Group's capital management is to maximise total shareholders' return while maintaining a capital adequacy position in relation to the Group's overall risk profile. The ALCO periodically reviews the Group's capital structure and adjusts the capital mix where appropriate to maintain an optimal balance among risk, return and capital adequacy.

The Group has developed and maintained a sound framework of policies and controls on capital management to support the development of the Group's business and to meet the statutory capital adequacy ratio. The ALCO monitors the Group's capital adequacy. The Group has complied with all the statutory capital requirements of the HKMA for the reported periods in respect of banking operation as further elaborated below.

The Group has adopted the foundation internal ratings-based ("FIRB") approach to calculate the credit risk capital charge for the majority of its non-securitisation exposures and the internal ratings-based (securitisation) approach to calculate the credit risk capital charge for its securitisation exposures. A small residual credit exposures are remained under the standardised (credit risk) ("STC") approach. The Group has adopted the standardised credit valuation adjustment ("CVA") method to calculate the capital charge for the CVA risk of the counterparty.

財務報表附註 (續) Notes to the Financial Statements (continued)

4. 金融風險管理 (續) 4. Financial risk management (continued)

4.4 資本管理 (續)

本集團繼續採用內部模型計算法計算外匯及利率的一般市場風險資本要求，並獲金管局批准豁免計算由南商及集友引致的結構性外匯敞口產生的市場風險資本要求。本集團繼續採用標準(市場風險)計算法計算其餘市場風險資本要求。

本集團繼續採用標準(業務操作風險)計算法計算操作風險資本要求。

本集團於2014年繼續採用內部資本充足評估程序以符合金管局監管政策手冊「監管審查程序」內的要求。按金管局對第二支柱的指引，內部資本充足評估程序主要用以評估在第一支柱下未有涵蓋或充分涵蓋的重大風險所需的額外資本，從而設定本集團最低普通股權一級資本比率、最低一級資本比率及最低總資本比率。同時，本集團亦就前述的資本比率設定了運作區間，以支持業務發展需要及促進資本的有效運用。本集團認為內部資本充足評估程序是一個持續的資本管理過程，並會因應自身的整體風險狀況而定期重檢及按需要調整其資本結構。

4.4 Capital Management (continued)

The Group continues to adopt the internal models (“IMM”) approach to calculate the general market risk capital charge for foreign exchange and interest rate exposures and, with the approval from HKMA, exclude its structural FX positions arising from NCB and Chiyu in the calculation of the market risk capital charge. The Group continues to adopt the standardised (market risk) (“STM”) approach to calculate the market risk capital charge for the remaining exposures.

The Group continues to adopt standardised (operational risk) (“STO”) approach to calculate the operational risk capital charge.

The Group has continued to adopt an internal capital adequacy assessment process (“ICAAP”) to comply with the HKMA’s requirements in the Supervisory Policy Manual “Supervisory Review Process” in 2014. Based on the HKMA’s guidelines on Pillar II, ICAAP has been initiated to assess the extra capital needed to cover the material risks not captured or not adequately captured under Pillar I, and therefore minimum Common Equity Tier 1 capital ratio, minimum Tier 1 capital ratio and the minimum Total capital ratio are determined. Meanwhile, operating ranges for the aforementioned capital ratios have also been established which enable the flexibility for future business growth and efficiency of capital utilisation. The Group considers this ICAAP process as an on-going process for capital management and periodically reviews and adjusts its capital structure where appropriate in relation to the overall risk profile.

財務報表附註 (續) Notes to the Financial Statements (continued)

4. 金融風險管理 (續) 4. Financial risk management (continued)

4.4 資本管理 (續)

此外，本集團每年制定年度資本規劃，由資產負債管理委員會審議後呈董事會批准。資本規劃從業務策略、股東回報、風險偏好、信用評級、監控要求等多維度評估對資本充足性的影響，從而預測未來資本需求及資本來源，以保障集團能維持良好的資本充足性及資本組合結構，配合業務發展，保持風險、回報與資本充足性的最佳平衡。

(A) 監管綜合基礎

監管規定的綜合基礎乃根據《銀行業(資本)規則》由中銀香港及其部分金管局指定之附屬公司組成。在會計處理方面，則按照香港財務報告準則綜合附屬公司。

4.4 Capital Management (continued)

In addition, the capital plan of the Group is drawn up annually and then submitted to the Board for approval after endorsement of the ALCO. The plan is built up by assessing the implications of various factors upon capital adequacy such as the business strategies, return on equity, risk appetite, credit rating, as well as regulatory requirements. Hence, the future capital requirement is determined and capital sources are identified also. The plan is to ensure the Group maintains adequate capital and appropriate capital structure which align with its business development needs, thereby achieving an optimal balance among risk, return and capital adequacy.

(A) Basis of regulatory consolidation

The consolidation basis for regulatory purposes comprises the positions of BOCHK and certain subsidiaries specified by the HKMA in accordance with the Banking (Capital) Rules. For accounting purposes, subsidiaries are consolidated in accordance with HKFRSs.

財務報表附註 (續) Notes to the Financial Statements (continued)

4. 金融風險管理 (續) 4. Financial risk management (continued)

4.4 資本管理 (續)

4.4 Capital Management (continued)

(A) 監管綜合基礎 (續)

(A) Basis of regulatory consolidation (continued)

包括在會計準則綜合範圍，而不包括在監管規定綜合範圍內的附屬公司之詳情如下：

The particulars of subsidiaries which are included within the accounting scope of consolidation but not included within the regulatory scope of consolidation are as follows:

| 名稱 | Name | 2014 | | 2013 | |
|-------------------|---|--------------|--------------|--------------|--------------|
| | | 資產總額 | 資本總額 | 資產總額 | 資本總額 |
| | | Total assets | Total equity | Total assets | Total equity |
| | | 港幣百萬元 | 港幣百萬元 | 港幣百萬元 | 港幣百萬元 |
| | | HK\$'m | HK\$'m | HK\$'m | HK\$'m |
| 中國銀行(香港)代理人有限公司 | Bank of China (Hong Kong) Nominees Limited | - | - | - | - |
| 中國銀行(香港)信託有限公司 | Bank of China (Hong Kong) Trustees Limited | 9 | 9 | 9 | 9 |
| 中銀集團信託人有限公司 | BOC Group Trustee Company Limited | 200 | 200 | 200 | 200 |
| 中銀旅遊有限公司* | BOC Travel Services Limited* | - | - | 2 | 2 |
| 中銀信息科技(深圳)有限公司 | BOCHK Information Technology (Shenzhen) Co., Ltd. | 214 | 186 | 193 | 172 |
| 中銀信息技術服務(深圳)有限公司 | BOCHK Information Technology Services (Shenzhen) Ltd. | 303 | 260 | 281 | 241 |
| 中銀國際英國保誠信託有限公司 | BOCI-Prudential Trustee Limited | 458 | 430 | 442 | 414 |
| 浙興(代理人)有限公司 | Che Hsing (Nominees) Limited | 1 | 1 | 1 | 1 |
| 集友銀行(代理人)有限公司 | Chiyu Banking Corporation (Nominees) Limited | 115 | 115 | 96 | 96 |
| 欣澤有限公司 | Grace Charter Limited | - | (11) | - | (11) |
| 港中銀縮微技術(深圳)有限公司** | G.Z.Y. Microfilm Technology (Shenzhen) Co., Ltd.** | - | - | 68 | 68 |
| 廣利南投資管理有限公司 | Kwong Li Nam Investment Agency Limited | 4 | 4 | 4 | 4 |
| 南洋商業銀行(代理人)有限公司 | Nanyang Commercial Bank (Nominees) Limited | 1 | 1 | 1 | 1 |
| 南洋商業銀行信託有限公司 | Nanyang Commercial Bank Trustee Limited | 16 | 16 | 17 | 17 |
| 寶生金融投資服務有限公司 | Po Sang Financial Investment Services Company Limited | 121 | 105 | 121 | 105 |
| 寶生期貨有限公司 | Po Sang Futures Limited | 597 | 188 | 219 | 171 |
| 誠信置業有限公司 | Seng Sun Development Company, Limited | 40 | 40 | 40 | 37 |
| 新僑企業有限公司 | Sin Chiao Enterprises Corporation, Limited | 7 | 7 | 135 | 135 |
| 新華信託有限公司 | Sin Hua Trustee Limited | 5 | 5 | 4 | 4 |
| 中訊資訊服務有限公司 | Sino Information Services Company Limited | 20 | 20 | 21 | 20 |

財務報表附註 (續) Notes to the Financial Statements (continued)

4. 金融風險管理 (續) 4. Financial risk management (continued)

4.4 資本管理 (續)

4.4 Capital Management (continued)

(A) 監管綜合基礎 (續)

(A) Basis of regulatory consolidation (continued)

* 中銀旅遊有限公司已於 2014 年 6 月 5 日正式解散。

* BOC Travel Services Limited was dissolved on 5 June 2014.

** 港中銀縮微技術(深圳)有限公司已於 2014 年 8 月 20 日正式註銷。

** G.Z.Y. Microfilm Technology (Shenzhen) Co., Ltd. completed winding up on 20 August 2014.

於 2014 年 12 月 31 日，並無任何附屬公司只包括在監管規定綜合範圍，而不包括在會計準則綜合範圍 (2013 年：無)。

There are no subsidiaries which are included within the regulatory scope of consolidation but not included within the accounting scope of consolidation as at 31 December 2014 (2013: Nil).

於 2014 年 12 月 31 日，亦無任何附屬公司同時包括在會計準則和監管規定綜合範圍，但使用不同綜合方法 (2013 年：無)。

There are also no subsidiaries which are included within both the accounting scope of consolidation and the regulatory scope of consolidation but the methods of consolidation differ as at 31 December 2014 (2013: Nil).

以上附屬公司的主要業務載於第 371 至 372 頁「附錄—本銀行之附屬公司」。

The principal activities of the above subsidiaries are set out in "Appendix – Subsidiaries of the Bank" on pages 373 to 374.

(B) 資本比率

(B) Capital ratio

| | | <u>2014</u> | <u>2013</u> |
|------------|----------------------|---------------|---------------|
| 普通股權一級資本比率 | CET1 capital ratio | <u>12.30%</u> | <u>10.57%</u> |
| 一級資本比率 | Tier 1 capital ratio | <u>12.38%</u> | <u>10.67%</u> |
| 總資本比率 | Total capital ratio | <u>17.51%</u> | <u>15.80%</u> |

財務報表附註 (續) Notes to the Financial Statements (continued)

4. 金融風險管理 (續) 4. Financial risk management (continued)

4.4 資本管理 (續)

(C) 扣減後的資本基礎 組合成份

用於計算以上 12 月 31 日之資本比率及已匯報金管局之扣減後的綜合資本基礎分析如下：

4.4 Capital Management (continued)

(C) Components of capital base after deductions

The consolidated capital base after deductions used in the calculation of the above capital ratios as at 31 December and reported to the HKMA is analysed as follows:

| | 2014 港幣百萬元 HK\$'m | 2013 港幣百萬元 HK\$'m |
|---|-------------------------|-------------------------|
| 普通股權一級資本：票據及儲備 | | |
| 直接發行的合資格普通股權一級資本票據 | 43,043 | 43,043 |
| 保留溢利 | 76,649 | 59,291 |
| 已披露的儲備 | 47,803 | 43,025 |
| 由綜合銀行附屬公司發行並由第三方持有的普通股權一級資本票據產生的少數股東權益（可計入綜合集團的普通股權一級資本的數額） | 614 | 504 |
| 監管扣減之前的普通股權一級資本 | <u>168,109</u> | <u>145,863</u> |
| 普通股權一級資本：監管扣減 | | |
| 估值調整 | (19) | (21) |
| 已扣除遞延稅項負債的遞延稅項資產 | (167) | (164) |
| 按公平價值估值的負債因本身的信用風險變動所產生的損益 | (160) | (81) |
| 因土地及建築物（自用及投資用途）進行價值重估而產生的累積公平價值收益 | (47,312) | (44,491) |
| 一般銀行業務風險監管儲備 | (10,011) | (8,994) |
| 對普通股權一級資本的監管扣減總額 | <u>(57,669)</u> | <u>(53,751)</u> |
| 普通股權一級資本 | <u>110,440</u> | <u>92,112</u> |

財務報表附註 (續) Notes to the Financial Statements (continued)

4. 金融風險管理 (續) 4. Financial risk management (continued)

4.4 資本管理 (續)

4.4 Capital Management (continued)

(C) 扣減後的資本基礎 組合成份 (續)

(C) Components of capital base after deductions (continued)

| | | 2014 | 2013 |
|---|---|---------|---------|
| | | 港幣百萬元 | 港幣百萬元 |
| | | HK\$'m | HK\$'m |
| 額外一級資本：票據 | AT1 capital: instruments | | |
| 由綜合銀行附屬公司發行並由第三方持有的額外一級資本票據（可計入綜合集團的額外一級資本的數額） | AT1 capital instruments issued by consolidated bank subsidiaries and held by third parties (amount allowed in AT1 capital of the consolidation group) | 733 | 894 |
| 額外一級資本 | AT1 capital | 733 | 894 |
| 一級資本 | Tier 1 capital | 111,173 | 93,006 |
| 二級資本：票據及準備金須從二級資本逐步遞減的資本票據 | Tier 2 capital: instruments and provisions Capital instruments subject to phase out arrangements from Tier 2 capital | 19,294 | 19,294 |
| 由綜合銀行附屬公司發行並由第三方持有的二級資本票據（可計入綜合集團的二級資本的數額） | Tier 2 capital instruments issued by consolidated bank subsidiaries and held by third parties (amount allowed in Tier 2 capital of the consolidation group) | 256 | 321 |
| 合資格計入二級資本的集體減值備抵及一般銀行風險監管儲備 | Collective impairment allowances and regulatory reserve for general banking risks eligible for inclusion in Tier 2 capital | 5,195 | 5,047 |
| 監管扣減之前的二級資本 | Tier 2 capital before regulatory deductions | 24,745 | 24,662 |
| 二級資本：監管扣減 | Tier 2 capital: regulatory deductions | | |
| 加回合資格計入二級資本的因對土地及建築物（自用及投資用途）進行價值重估而產生的累積公平價值收益 | Add back of cumulative fair value gains arising from the revaluation of land and buildings (own-use and investment properties) eligible for inclusion in Tier 2 capital | 21,290 | 20,021 |
| 對二級資本的監管扣減總額 | Total regulatory deductions to Tier 2 capital | 21,290 | 20,021 |
| 二級資本 | Tier 2 capital | 46,035 | 44,683 |
| 總資本 | Total capital | 157,208 | 137,689 |

財務報表附註 (續) Notes to the Financial Statements (continued)

4. 金融風險管理 (續) 4. Financial risk management (continued)

4.4 資本管理 (續)

(C) 扣減後的資本基礎 組合成份 (續)

為符合《銀行業 (披露) 規則》，本銀行網頁 www.bochk.com 設有「監管披露」一節並披露中銀香港以下綜合資料：

- 採用金管局要求之標準範本披露資本基礎及監管扣減詳情。
- 採用金管局要求之標準範本披露資產負債表與資本組合成份之對賬。
- 已發行資本票據的主要特點及全部條款及條件。

4.4 Capital Management (continued)

(C) Components of capital base after deductions (continued)

To comply with the Banking (Disclosure) Rules, a section "Regulatory Disclosures" is available on the Bank's website at www.bochk.com and includes the following consolidated information of BOCHK:

- A detailed breakdown of the capital base and regulatory deductions, using the standard template as specified by the HKMA.
- A reconciliation of capital components to the balance sheet, using the standard template as specified by the HKMA.
- A description of the main features and the full terms and conditions of the issued capital instruments.

財務報表附註（續） Notes to the Financial Statements (continued)

5. 資產和負債的公平值 5. Fair values of assets and liabilities

所有以公平值計量或在財務報表內披露的資產及負債，均按香港財務報告準則第13號「公平值計量」的定義，於公平值層級表內分類。該等分類乃參照估值方法所採用的因素之可觀察性及重大性，並基於對整體公平值計量有重大影響之最低層級因素來釐定：

- 第一層級：相同資產或負債在活躍市場中的報價（未經調整）。此層級包括在交易所交易的上市股份證券、部分政府發行的債務工具、若干場內交易的衍生合約及貴金屬。
- 第二層級：乃基於估值技術所採用的最低層級因素（同時需對整體公平值計量有重大影響）可被直接或間接地觀察。此層級包括大部分場外交易的衍生合約、從估值服務供應商獲取價格的債務證券及存款證，以及發行的結構性存款。同時亦包括對可觀察的市場因素進行了不重大調整的貴金屬及物業。
- 第三層級：乃基於估值技術所採用的最低層級因素（同時需對整體公平值計量有重大影響）屬不可被觀察。此層級包括有重大不可觀察因素的股份投資及債務工具。同時亦包括對可觀察的市場因素進行了重大調整的物業。

All assets and liabilities for which fair value is measured or disclosed in the financial statements are categorised within the fair value hierarchy as defined in HKFRS 13, "Fair value measurement". The categorisation are determined with reference to the observability and significance of the inputs used in the valuation methods and based on the lowest level input that is significant to the fair value measurement as a whole:

- Level 1: based on quoted prices (unadjusted) in active markets for identical assets or liabilities. This category includes listed equity securities on exchange, debt instruments issued by certain governments, certain exchange-traded derivative contracts and precious metals.
- Level 2: based on valuation techniques for which the lowest level input that is significant to the fair value measurement is observable, either directly or indirectly. This category includes majority of the over-the-counter ("OTC") derivative contracts, debt securities and certificates of deposit with quote from pricing services vendors and issued structured deposits. It also includes precious metals and properties with insignificant adjustments made to observable market inputs.
- Level 3: based on valuation techniques for which the lowest level input that is significant to the fair value measurement is unobservable. This category includes equity investment and debt instruments with significant unobservable components. It also includes properties with significant adjustments made to observable market inputs.

財務報表附註（續） Notes to the Financial Statements (continued)

5. 資產和負債的公平值 (續) 5. Fair values of assets and liabilities (continued)

對於以重複基準確認於財務報表的資產及負債，本集團會於每一財務報告週期的結算日重新評估其分類（基於對整體公平值計量有重大影響之最低層級因素），以確定有否在公平值層級之間發生轉移。

For assets and liabilities that are recognised in the financial statements on a recurring basis, the Group determines whether transfers have occurred between levels in the hierarchy by reassessing categorisation (based on the lowest level input that is significant to the fair value measurement as a whole) at the end of each reporting period.

5.1 以公平值計量的金融工具

5.1 Financial instruments measured at fair value

本集團建立了完善的公平值管治及控制架構，公平值數據由獨立於前線的控制單位確定或核實。各控制單位負責獨立核實前線業務之估值結果及重大公平值數據。其他特定控制程序包括核實可觀察的估值參數、審核新的估值模型或任何模型改動、根據可觀察的市場交易價格校準及回顧測試所採用的估值模型、深入分析日常重大估值變動、評估重大不可觀察估值參數及估值調整。重大估值事項將向高層管理人員、風險委員會及稽核委員會匯報。

The Group has an established governance structure and controls framework to ensure that fair values are either determined or validated by control units independent of the front offices. Control units have overall responsibility for independent verification of valuation results from front line businesses and all other significant fair value measurements. Specific controls include verification of observable pricing inputs; review and approval for new models and changes to models; calibration and back-testing of models against observed market transactions; analysis and investigation of significant daily valuation movements; review of significant unobservable inputs and valuation adjustments. Significant valuation issues are reported to senior management, Risk Committee and Audit Committee.

財務報表附註（續） Notes to the Financial Statements (continued)

5. 資產和負債的公平值 (續) 5. Fair values of assets and liabilities (continued)

5.1 以公平值計量的金融工具 (續)

當無法從公開市場獲取報價時，本集團通過一些估值技術或經紀／交易商之詢價來確定金融工具的公平值。

對於本集團所持有的金融工具，其估值技術使用的主要參數包括債券價格、利率、匯率、權益及股票價格、波幅、交易對手信貸息差及其他等，主要為可從公開市場觀察及獲取的參數。

用以釐定以下金融工具公平值的估值方法如下：

債務證券及存款證

此類工具的公平值由交易所、交易商或外間獨立估值服務供應商提供的市場報價或使用貼現現金流模型分析而決定。貼現現金流模型是一個利用預計未來現金流，以一個可反映市場上相類似風險的工具所需信貸息差之貼現率或貼現差額計量而成現值的估值技術。這些參數是市場上可觀察或由可觀察或不可觀察的市場數據證實。

資產抵押債券

這類工具由外間獨立第三者提供報價。有關的估值視乎交易性質以市場標準的現金流模型及估值參數（包括可觀察或由近似發行的價格矩陣編輯而成的貼現率差價、違約及收回率、及提前預付率）估算。

5.1 Financial instruments measured at fair value (continued)

The Group uses valuation techniques or broker/dealer quotations to determine the fair value of financial instruments when unable to obtain the open market quotation in active markets.

The main parameters used in valuation techniques for financial instruments held by the Group include bond prices, interest rates, foreign exchange rates, equity and stock prices, volatilities, counterparty credit spreads and others, which are mostly observable and obtainable from open market.

The technique used to calculate the fair value of the following financial instruments is as below:

Debt securities and certificates of deposit

The fair value of these instruments is determined by obtaining quoted market prices from exchange, dealer or independent pricing service vendors or using discounted cash flow technique. Discounted cash flow model is a valuation technique that measures present value using estimated expected future cash flows from the instruments and then discounts these flows using a discount rate or discount margin that reflects the credit spreads required by the market for instruments with similar risk. These inputs are observable or can be corroborated by observable or unobservable market data.

Asset backed securities

For this class of instruments, external prices are obtained from independent third parties. The valuation of these securities, depending on the nature of transaction, is estimated from market standard cash flow models with input parameter which include spreads to discount rates, default and recovery rates and prepayment rates that may be observable or compiled through matrix pricing for similar issues.

財務報表附註（續） Notes to the Financial Statements (continued)

5. 資產和負債的公平值 (續) 5. Fair values of assets and liabilities (continued)

5.1 以公平值計量的金融工具 (續)

衍生工具

場外交易的衍生工具合約包括外匯、利率、股票、商品或信貸的遠期、掉期及期權合約。衍生工具合約的價格主要由貼現現金流模型及期權計價模型等估值技術釐定。所使用的參數為可觀察或不可觀察市場數據。可觀察的參數包括利率、匯率、權益及股票價格、商品價格、信貸違約掉期利差及波幅。不可觀察的參數如波幅平面可用於嵌藏於結構性存款中非交易頻繁的期權類產品。對一些複雜的衍生工具合約，公平值將按經紀／交易商之報價為基礎。

本集團對場外交易的衍生工具作出了信貸估值調整及債務估值調整。調整分別反映對利率、交易對手信譽及集團自身信貸息差的期望。有關調整是按每一交易對手，以未來預期敞口、違約率及收回率釐定。

界定為以公平值變化計入損益之金融負債

這類工具包括若干嵌藏衍生工具的客戶存款。非結構性合約的估值方法與前述債務證券估值方法相近。結構性存款的公平值則由基本存款及嵌藏衍生工具的公平值組合而成。存款的公平值考慮集團自身的信貸風險並利用貼現現金流分析估算，嵌藏衍生工具的公平值與前述衍生工具的估值方法相近。

Derivatives

OTC derivative contracts include forward, swap and option contracts on foreign exchange, interest rate, equity, commodity or credit. The fair values of these contracts are mainly measured using valuation techniques such as discounted cash flow models and option pricing models. The inputs can be observable or unobservable market data. Observable inputs include interest rate, foreign exchange rates, equity and stock prices, commodity prices, credit default swap spreads and volatilities. Unobservable inputs such as volatility surface may be used for less commonly traded option products which are embedded in structured deposits. For certain complex derivatives contracts, the fair values are determined based on broker/dealer price quotations.

Credit valuation adjustments (“CVA”) and debit valuation adjustments (“DVA”) are applied to the Group’s OTC derivatives. These adjustments reflect interest rates, expectations of counterparty creditworthiness and the Group’s own credit spread respectively. They are determined for each counterparty and are dependent on expected future values of exposures, default probabilities and recovery rates.

Financial liabilities designated at fair value through profit or loss

This class of instruments includes certain deposits received from customers that are embedded with derivatives. The plain vanilla contracts are valued in the similar way described in previous debt securities section. The fair value of structured deposits is derived from the fair value of the underlying deposit by using discounted cash flow analysis taking the Group’s own credit risk into account, and the fair value of the embedded derivatives determined as described in the paragraph above on derivatives.

財務報表附註 (續) Notes to the Financial Statements (continued)

5. 資產和負債的公平值 (續) 5. Fair values of assets and liabilities (continued)

5.1 以公平值計量的金融工具 (續)

5.1 Financial instruments measured at fair value (continued)

(A) 公平值的等級

(A) Fair value hierarchy

| | | 本集團 The Group | | | |
|------------------------|---|------------------|-----------------|-----------------|-----------------|
| | | 2014 | | | |
| | | 第一層級 Level 1 | 第二層級 Level 2 | 第三層級 Level 3 | 總計 Total |
| | | 港幣百萬元 HK\$'m | 港幣百萬元 HK\$'m | 港幣百萬元 HK\$'m | 港幣百萬元 HK\$'m |
| 金融資產 | Financial assets | | | | |
| 公平值變化計入損益之金融資產 (附註 21) | Financial assets at fair value through profit or loss (Note 21) | | | | |
| - 交易性證券 | - Trading securities | | | | |
| - 債務證券 | - Debt securities | 189 | 32,129 | - | 32,318 |
| - 存款證 | - Certificates of deposit | - | 1,428 | - | 1,428 |
| - 股份證券 | - Equity securities | 3 | - | - | 3 |
| - 界定為以公平值變化計入損益之金融資產 | - Financial assets designated at fair value through profit or loss | | | | |
| - 債務證券 | - Debt securities | - | 1,357 | - | 1,357 |
| 衍生金融工具 (附註 22) | Derivative financial instruments (Note 22) | 10,885 | 22,474 | - | 33,359 |
| 可供出售證券 (附註 25) | Available-for-sale securities (Note 25) | | | | |
| - 債務證券 | - Debt securities | 8,374 | 271,232 | - | 279,606 |
| - 存款證 | - Certificates of deposit | - | 57,499 | 231 | 57,730 |
| - 股份證券 | - Equity securities | - | 719 | 267 | 986 |
| | | <u>6,979</u> | <u>13,793</u> | <u>-</u> | <u>20,772</u> |
| 金融負債 | Financial liabilities | | | | |
| 公平值變化計入損益之金融負債 (附註 32) | Financial liabilities at fair value through profit or loss (Note 32) | | | | |
| - 交易性負債 | - Trading liabilities | - | 9,145 | - | 9,145 |
| - 界定為以公平值變化計入損益之金融負債 | - Financial liabilities designated at fair value through profit or loss | | | | |
| - 債務證券 | - Debt securities | - | 3,115 | - | 3,115 |
| 衍生金融工具 (附註 22) | Derivative financial instruments (Note 22) | 6,979 | 13,793 | - | 20,772 |

財務報表附註 (續) Notes to the Financial Statements (continued)

5. 資產和負債的公平值 (續) 5. Fair values of assets and liabilities (continued)

5.1 以公平值計量的金融工具 (續)

5.1 Financial instruments measured at fair value (continued)

(A) 公平值的等級 (續)

(A) Fair value hierarchy (continued)

| | | 本集團 The Group | | | |
|------------------------|---|-------------------|-------------------|-------------------|-------------------|
| | | 2013 | | | |
| | | 第一層級 Level 1 | 第二層級 Level 2 | 第三層級 Level 3 | 總計 Total |
| | | 港幣百萬元 HK\$m | 港幣百萬元 HK\$m | 港幣百萬元 HK\$m | 港幣百萬元 HK\$m |
| 金融資產 | Financial assets | | | | |
| 公平值變化計入損益之金融資產 (附註 21) | Financial assets at fair value through profit or loss (Note 21) | | | | |
| - 交易性證券 | - Trading securities | | | | |
| - 債務證券 | - Debt securities | - | 21,667 | - | 21,667 |
| - 存款證 | - Certificates of deposit | - | 139 | - | 139 |
| - 股份證券 | - Equity securities | 3 | 355 | - | 358 |
| - 界定為以公平值變化計入損益之金融資產 | - Financial assets designated at fair value through profit or loss | | | | |
| - 債務證券 | - Debt securities | - | 1,838 | - | 1,838 |
| 衍生金融工具 (附註 22) | Derivative financial instruments (Note 22) | 13,685 | 11,557 | - | 25,242 |
| 可供出售證券 (附註 25) | Available-for-sale securities (Note 25) | | | | |
| - 債務證券 | - Debt securities | 8,422 | 307,807 | 200 | 316,429 |
| - 存款證 | - Certificates of deposit | - | 71,860 | 5,250 | 77,110 |
| - 股份證券 | - Equity securities | - | 1,220 | 250 | 1,470 |
| | | <u> </u> | <u> </u> | <u> </u> | <u> </u> |
| 金融負債 | Financial liabilities | | | | |
| 公平值變化計入損益之金融負債 (附註 32) | Financial liabilities at fair value through profit or loss (Note 32) | | | | |
| - 交易性負債 | - Trading liabilities | - | 9,748 | - | 9,748 |
| - 界定為以公平值變化計入損益之金融負債 | - Financial liabilities designated at fair value through profit or loss | - | 3,832 | - | 3,832 |
| 衍生金融工具 (附註 22) | Derivative financial instruments (Note 22) | 9,358 | 9,389 | - | 18,747 |
| | | <u> </u> | <u> </u> | <u> </u> | <u> </u> |

財務報表附註 (續) Notes to the Financial Statements (continued)

5. 資產和負債的公平值 (續) 5. Fair values of assets and liabilities (continued)

5.1 以公平值計量的金融工具 (續)

5.1 Financial instruments measured at fair value (continued)

(A) 公平值的等級 (續)

(A) Fair value hierarchy (continued)

| | | 本銀行 The Bank | | | |
|------------------------|---|-----------------|-----------------|-----------------|----------------|
| | | 2014 | | | |
| | | 第一層級 Level 1 | 第二層級 Level 2 | 第三層級 Level 3 | 總計 Total |
| | | 港幣百萬元 HK\$m | 港幣百萬元 HK\$m | 港幣百萬元 HK\$m | 港幣百萬元 HK\$m |
| 金融資產 | Financial assets | | | | |
| 公平值變化計入損益之金融資產 (附註 21) | Financial assets at fair value through profit or loss (Note 21) | | | | |
| - 交易性證券 | - Trading securities | | | | |
| - 債務證券 | - Debt securities | 189 | 24,720 | - | 24,909 |
| - 存款證 | - Certificates of deposit | - | 1,362 | - | 1,362 |
| - 股份證券 | - Equity securities | 3 | - | - | 3 |
| 衍生金融工具 (附註 22) | Derivative financial instruments (Note 22) | 10,350 | 22,470 | - | 32,820 |
| 可供出售證券 (附註 25) | Available-for-sale securities (Note 25) | | | | |
| - 債務證券 | - Debt securities | 8,374 | 232,875 | - | 241,249 |
| - 存款證 | - Certificates of deposit | - | 45,478 | 231 | 45,709 |
| - 股份證券 | - Equity securities | - | - | 191 | 191 |
| | | <u>6,769</u> | <u>13,687</u> | <u>-</u> | <u>20,456</u> |
| 金融負債 | Financial liabilities | | | | |
| 公平值變化計入損益之金融負債 (附註 32) | Financial liabilities at fair value through profit or loss (Note 32) | | | | |
| - 交易性負債 | - Trading liabilities | - | 4,174 | - | 4,174 |
| - 界定為以公平值變化計入損益之金融負債 | - Financial liabilities designated at fair value through profit or loss | - | 3,115 | - | 3,115 |
| 衍生金融工具 (附註 22) | Derivative financial instruments (Note 22) | <u>6,769</u> | <u>13,687</u> | <u>-</u> | <u>20,456</u> |

財務報表附註 (續) Notes to the Financial Statements (continued)

5. 資產和負債的公平值 (續) 5. Fair values of assets and liabilities (continued)

5.1 以公平值計量的金融工具 (續)

5.1 Financial instruments measured at fair value (continued)

(A) 公平值的等級 (續)

(A) Fair value hierarchy (continued)

| | | 本銀行 The Bank | | | |
|------------------------|---|-----------------|-----------------|-----------------|----------------|
| | | 2013 | | | |
| | | 第一層級 Level 1 | 第二層級 Level 2 | 第三層級 Level 3 | 總計 Total |
| | | 港幣百萬元 HK\$m | 港幣百萬元 HK\$m | 港幣百萬元 HK\$m | 港幣百萬元 HK\$m |
| 金融資產 | Financial assets | | | | |
| 公平值變化計入損益之金融資產 (附註 21) | Financial assets at fair value through profit or loss (Note 21) | | | | |
| - 交易性證券 | - Trading securities | | | | |
| - 債務證券 | - Debt securities | - | 17,545 | - | 17,545 |
| - 存款證 | - Certificates of deposit | - | 96 | - | 96 |
| - 股份證券 | - Equity securities | 3 | - | - | 3 |
| 衍生金融工具 (附註 22) | Derivative financial instruments (Note 22) | 13,168 | 11,480 | - | 24,648 |
| 可供出售證券 (附註 25) | Available-for-sale securities (Note 25) | | | | |
| - 債務證券 | - Debt securities | 8,422 | 272,635 | - | 281,057 |
| - 存款證 | - Certificates of deposit | - | 65,769 | 997 | 66,766 |
| - 股份證券 | - Equity securities | - | - | 179 | 179 |
| 金融負債 | Financial liabilities | | | | |
| 公平值變化計入損益之金融負債 (附註 32) | Financial liabilities at fair value through profit or loss (Note 32) | | | | |
| - 交易性負債 | - Trading liabilities | - | 5,314 | - | 5,314 |
| - 界定為以公平值變化計入損益之金融負債 | - Financial liabilities designated at fair value through profit or loss | - | 3,832 | - | 3,832 |
| 衍生金融工具 (附註 22) | Derivative financial instruments (Note 22) | 9,195 | 9,193 | - | 18,388 |

本集團及本銀行之金融資產及負債於年內均沒有第一層級及第二層級之間的轉移 (2013年：無)。

There were no financial asset and liability transfers between level 1 and level 2 for the Group and the Bank during the year (2013: Nil).

財務報表附註 (續) Notes to the Financial Statements (continued)

5. 資產和負債的公平值 (續) 5. Fair values of assets and liabilities (continued)

5.1 以公平值計量的金融工具 (續)

5.1 Financial instruments measured at fair value (continued)

(B) 第三層級的項目變動

(B) Reconciliation of level 3 items

| | | 本集團 The Group | | |
|---|--|---|--------------------------------|---------------------------|
| | | 2014 | | |
| | | 金融資產 Financial assets | | |
| | | 可供出售證券 Available-for-sale securities | | |
| | | 債務證券 Debt securities | 存款證 Certificates of deposit | 股份證券 Equity securities |
| | | 港幣百萬元 HK\$m | 港幣百萬元 HK\$m | 港幣百萬元 HK\$m |
| 於 2014 年 1 月 1 日 | At 1 January 2014 | 200 | 5,250 | 250 |
| 收益 | Gains | | | |
| - 收益表 | - Income statement | - | - | - |
| - 其他全面收益 | - Other comprehensive income | | | |
| - 可供出售證券之公平值變化 | - Change in fair value of available-for-sale securities | - | 11 | 17 |
| 賣出 | Sales | - | (3,410) | - |
| 轉出第三層級 | Transfers out of level 3 | (200) | (1,620) | - |
| 於 2014 年 12 月 31 日 | At 31 December 2014 | - | 231 | 267 |
| 於 2014 年 12 月 31 日持有的金融資產於年內計入收益表的未實現收益總額 | Total unrealised gain for the year included in income statement for financial assets held as at 31 December 2014 | - | - | - |

財務報表附註 (續) Notes to the Financial Statements (continued)

5. 資產和負債的公平值 (續) 5. Fair values of assets and liabilities (continued)

5.1 以公平值計量的金融工具 (續)

5.1 Financial instruments measured at fair value (continued)

(B) 第三層級的項目變動 (續)

(B) Reconciliation of level 3 items (continued)

| | | 本集團 The Group | | | |
|--|--|---|--------------------------------|---------------------------|---|
| | | 2013 | | | |
| | | 金融資產 Financial assets | | | 金融負債 Financial liabilities |
| | | 可供出售證券 Available-for-sale securities | | | 界定為以公平值 變化計入損益之 金融負債 Financial liabilities designated at fair value through profit or loss |
| | | 債務證券 Debt securities | 存款證 Certificates of deposit | 股份證券 Equity securities | 港幣百萬元 HK\$m |
| | | 港幣百萬元 HK\$m | 港幣百萬元 HK\$m | 港幣百萬元 HK\$m | 港幣百萬元 HK\$m |
| 於 2013 年 1 月 1 日 (虧損) / 收益 | At 1 January 2013 (Losses)/gains | 200 | 1,188 | 205 | (771) |
| - 收益表 | - Income statement | - | - | - | - |
| - 其他全面收益 | - Other comprehensive income | | | | |
| - 可供出售證券之 公平值變化 | - Change in fair value of available-for- sale securities | - | (1) | 24 | - |
| 買入 | Purchases | - | 4,729 | 21 | - |
| 賣出 | Sales | - | (506) | - | - |
| 結算 | Settlements | - | - | - | 771 |
| 轉入第三層級 | Transfers into level 3 | - | 160 | - | - |
| 轉出第三層級 | Transfers out of level 3 | - | (320) | - | - |
| 於 2013 年 12 月 31 日 | At 31 December 2013 | <u>200</u> | <u>5,250</u> | <u>250</u> | <u>-</u> |
| 於 2013 年 12 月 31 日 持有的金融資產及負 債於年內計入收益表 的未實現收益總額 | Total unrealised gain for the year included in income statement for financial assets and liabilities held as at 31 December 2013 | <u>-</u> | <u>-</u> | <u>-</u> | <u>-</u> |

財務報表附註 (續) Notes to the Financial Statements (continued)

5. 資產和負債的公平值 (續) 5. Fair values of assets and liabilities (continued)

5.1 以公平值計量的金融工具 (續)

5.1 Financial instruments measured at fair value (continued)

(B) 第三層級的項目變動 (續)

(B) Reconciliation of level 3 items (continued)

| | | 本銀行 The Bank | |
|---|--|---|------------------------------|
| | | 2014 | |
| | | 金融資產 Financial assets | |
| | | 可供出售證券 Available-for-sale securities | |
| | | 存款證 Certificates of deposit | 股份證券 Equity securities |
| | | 港幣百萬元 HK\$m | 港幣百萬元 HK\$m |
| 於 2014 年 1 月 1 日 | At 1 January 2014 | 997 | 179 |
| 收益 | Gains | | |
| - 收益表 | - Income statement | - | - |
| - 其他全面收益 | - Other comprehensive income | | |
| - 可供出售證券之公平值變化 | - Change in fair value of available-for-sale securities | 9 | 12 |
| 轉出第三層級 | Transfers out of level 3 | (775) | - |
| 於 2014 年 12 月 31 日 | At 31 December 2014 | 231 | 191 |
| 於 2014 年 12 月 31 日持有的金融資產於年內計入收益表的未實現收益總額 | Total unrealised gain for the year included in income statement for financial assets held as at 31 December 2014 | - | - |

財務報表附註 (續) Notes to the Financial Statements (continued)

5. 資產和負債的公平值 (續) 5. Fair values of assets and liabilities (continued)

5.1 以公平值計量的金融工具 (續)

5.1 Financial instruments measured at fair value (continued)

(B) 第三層級的項目變動 (續)

(B) Reconciliation of level 3 items (continued)

| | | 本銀行 The Bank | | |
|--|--|---|------------------------------|---|
| | | 2013 | | |
| | | 金融資產 Financial assets | | 金融負債 Financial liabilities |
| | | 可供出售證券 Available-for-sale securities | | 界定為以公平值 變化計入損益之 金融負債 Financial liabilities designated at fair value through profit or loss |
| | | 存款證 Certificates of deposit | 股份證券 Equity securities | |
| | | 港幣百萬元 HK\$m | 港幣百萬元 HK\$m | 港幣百萬元 HK\$m |
| 於 2013 年 1 月 1 日 | At 1 January 2013 | 321 | 140 | (771) |
| (虧損) / 收益 | (Losses)/gains | | | |
| - 收益表 | - Income statement | - | - | - |
| - 其他全面收益 | - Other comprehensive income | | | |
| - 可供出售證券之 公平值變化 | - Change in fair value of available-for- sale securities | (1) | 18 | - |
| 買入 | Purchases | 997 | 21 | - |
| 結算 | Settlements | - | - | 771 |
| 轉出第三層級 | Transfers out of level 3 | (320) | - | - |
| 於 2013 年 12 月 31 日 | At 31 December 2013 | 997 | 179 | - |
| 於 2013 年 12 月 31 日 持有的金融資產及負 債於年內計入收益表 的未實現收益總額 | Total unrealised gain for the year included in income statement for financial assets and liabilities held as at 31 December 2013 | - | - | - |

財務報表附註 (續) Notes to the Financial Statements (continued)

5. 資產和負債的公平值 (續) 5. Fair values of assets and liabilities (continued)

5.1 以公平值計量的金融工具 (續)

5.1 Financial instruments measured at fair value (continued)

(B) 第三層級的項目變動 (續)

(B) Reconciliation of level 3 items (continued)

於 2014 年 12 月 31 日及 2013 年 12 月 31 日，分類為第三層級的金融工具主要為債務證券、存款證及非上市股權。

As at 31 December 2014 and 2013, financial instruments categorised as level 3 are mainly comprised of debt securities, certificates of deposit and unlisted equity shares.

所有分類為第三層級的債務證券及存款證因估值可觀察性改變於 2014 年及 2013 年度轉入及轉出第三層級。對於某些低流動性債務證券及存款證，本集團從交易對手處詢價；其公平值的計量可能採用了對估值產生重大影響的不可觀察參數，因此本集團將這些金融工具劃分至第三層級。本集團已建立相關內部控制程序監控集團對此類金融工具的敞口。

Debt securities and certificates of deposit were transferred into and out of level 3 in the year of 2014 and 2013 due to change of valuation observability. For certain illiquid debt securities and certificates of deposit, the Group obtains valuation quotations from counterparties which may be based on unobservable inputs with significant impact on the valuation. Therefore, these instruments have been classified by the Group as level 3. The Group has established internal control procedures to control the Group's exposure to such financial instruments.

非上市可供出售股權的公平值乃參考可供比較的上市公司之平均市價／盈利倍數，或若沒有合適可供比較的公司，則按其資產淨值釐定。公平值與適合採用之可比較倍數比率或資產淨值存在正向關係。若股權投資的企業資產淨值增長／減少 5%，則本集團其他全面收益將增加／減少港幣 0.13 億元 (2013 年：港幣 0.13 億元)。

The fair values of unlisted available-for-sale equity shares are determined with reference to multiples of comparable listed companies, such as average of the price/earning ratios of comparables or net asset value, if appropriate comparables are not available. The fair value is positively correlated to the price/earning ratios of appropriate comparables or net asset values. Had the net asset value of the underlying equity investments increased/decreased by 5%, the Group's other comprehensive income would have increased/decreased by HK\$13 million (2013: HK\$13 million).

財務報表附註（續） Notes to the Financial Statements (continued)

5. 資產和負債的公平值 (續) 5. Fair values of assets and liabilities (continued)

5.2 非以公平值計量的金融工具

公平值是在一特定時點按相關市場資料及不同金融工具之資料來評估。以下之方法及假設已應用於評估各類金融工具之公平值。

存放／尚欠銀行及其他金融機構之結餘及貿易票據

大部分之金融資產及負債將於結算日後一年內到期，其賬面值與公平值相若。

客戶貸款

大部分之客戶貸款是浮動利率，按市場息率計算利息，其賬面值與公平值相若。

持有至到期日證券

持有至到期日證券之公平值釐定與附註 5.1 內以公平值計量的債務證券及存款證，和資產抵押債券採用之方法相同。

貸款及應收款

採用以現時收益率曲線相對應剩餘限期之利率為基礎的貼現現金流模型計算。

客戶存款

大部分之客戶存款將於結算日後一年內到期，其賬面值與公平值相若。

已發行債務證券及存款證

此類工具與附註 5.1 內以公平值計量的債務證券及存款證，和資產抵押債券採用相同方法釐定公平值。

後償負債

後償票據之公平值是按市場價格或經紀／交易商之報價為基礎。

5.2 Financial instruments not measured at fair value

Fair value estimates are made at a specific point in time based on relevant market information and information about various financial instruments. The following methods and assumptions have been used to estimate the fair value of each class of financial instrument as far as practicable.

Balances with/from banks and other financial institutions and trade bills

Substantially all the financial assets and liabilities mature within one year from the balance sheet date and their carrying value approximates fair value.

Advances to customers

Substantially all the advances to customers are on floating rate terms, bear interest at prevailing market interest rates and their carrying value approximates fair value.

Held-to-maturity securities

The fair value of held-to-maturity securities is determined by using the same approach as those debt securities and certificates of deposit and asset backed securities measured at fair value as described in Note 5.1.

Loans and receivables

A discounted cash flow model is used based on a current yield curve appropriate for the remaining term to maturity.

Deposits from customers

Substantially all the deposits from customers mature within one year from the balance sheet date and their carrying value approximates fair value.

Debt securities and certificates of deposit in issue

The fair value of these instruments is determined by using the same approach as those debt securities and certificates of deposit and asset backed securities measured at fair value as described in Note 5.1.

Subordinated liabilities

Fair value for subordinated notes is based on market prices or broker/dealer price quotations.

財務報表附註 (續) Notes to the Financial Statements (continued)

5. 資產和負債的公平值 (續) 5. Fair values of assets and liabilities (continued)

5.2 非以公平值計量的金融工具 (續)

除以上其賬面值與公平值相若的金融工具外，下表為非以公平值計量的金融工具之賬面值和公平值。

5.2 Financial instruments not measured at fair value (continued)

The following tables set out the carrying values and fair values of the financial instruments not measured at fair value, except for the above with their carrying values being approximation of fair values.

| | | 本集團 The Group | | | |
|------------------------|---|-----------------------|-------------------|-----------------------|-------------------|
| | | 2014 | | 2013 | |
| | | 賬面值 Carrying value | 公平值 Fair value | 賬面值 Carrying value | 公平值 Fair value |
| | | 港幣百萬元 HK\$m | 港幣百萬元 HK\$m | 港幣百萬元 HK\$m | 港幣百萬元 HK\$m |
| 金融資產 | Financial assets | | | | |
| 持有至到期日證券 (附註 25) | Held-to-maturity securities (Note 25) | | | | |
| - 債務證券 | - Debt securities | 60,411 | 61,591 | 4,802 | 4,884 |
| - 存款證 | - Certificates of deposit | 77 | 77 | 77 | 77 |
| 貸款及應收款(附註 25) | Loans and receivables (Note 25) | <u>4,868</u> | <u>4,867</u> | <u>7,945</u> | <u>7,942</u> |
| 金融負債 | Financial liabilities | | | | |
| 已發行債務證券及存款 證(附註 34) | Debt securities and certificates of deposit in issue (Note 34) | | | | |
| - 債務證券 | - Debt securities | 11,901 | 12,315 | 5,684 | 6,193 |
| 後償負債(附註38) | Subordinated liabilities (Note 38) | <u>19,676</u> | <u>21,624</u> | <u>19,849</u> | <u>21,224</u> |

| | | 本銀行 The Bank | | | |
|------------------------|---|-----------------------|-------------------|-----------------------|-------------------|
| | | 2014 | | 2013 | |
| | | 賬面值 Carrying value | 公平值 Fair value | 賬面值 Carrying value | 公平值 Fair value |
| | | 港幣百萬元 HK\$m | 港幣百萬元 HK\$m | 港幣百萬元 HK\$m | 港幣百萬元 HK\$m |
| 金融資產 | Financial assets | | | | |
| 持有至到期日證券 (附註 25) | Held-to-maturity securities (Note 25) | | | | |
| - 債務證券 | - Debt securities | 57,192 | 58,322 | 3,587 | 3,669 |
| 貸款及應收款(附註 25) | Loans and receivables (Note 25) | <u>2,793</u> | <u>2,794</u> | <u>6,261</u> | <u>6,263</u> |
| 金融負債 | Financial liabilities | | | | |
| 已發行債務證券及存款 證(附註 34) | Debt securities and certificates of deposit in issue (Note 34) | | | | |
| - 債務證券 | - Debt securities | 9,702 | 10,113 | 5,684 | 6,193 |
| 後償負債(附註38) | Subordinated liabilities (Note 38) | <u>19,676</u> | <u>21,624</u> | <u>19,849</u> | <u>21,224</u> |

財務報表附註 (續) Notes to the Financial Statements (continued)

5. 資產和負債的公平值 (續) 5. Fair values of assets and liabilities (continued)

5.2 非以公平值計量的金融工具 (續)

下表列示已披露其公平值的金融工具之公平值等級。

5.2 Financial instruments not measured at fair value (continued)

The following tables show the fair value hierarchy for financial instruments with fair values disclosed.

| | | 本集團 The Group | | | |
|-------------|--|------------------|-----------------|----------------|--|
| | | 2014 | | | |
| | 第一層級 Level 1 | 第二層級 Level 2 | 第三層級 Level 3 | 總計 Total | |
| | 港幣百萬元 HK\$m | 港幣百萬元 HK\$m | 港幣百萬元 HK\$m | 港幣百萬元 HK\$m | |
| 金融資產 | Financial assets | | | | |
| 持有至到期日證券 | Held-to-maturity securities | | | | |
| - 債務證券 | 412 | 61,179 | - | 61,591 | |
| - 存款證 | - | 77 | - | 77 | |
| 貸款及應收款 | - | 4,867 | - | 4,867 | |
| 金融負債 | Financial liabilities | | | | |
| 已發行債務證券及存款證 | Debt securities and certificates of deposit in issue | | | | |
| - 債務證券 | - | 12,315 | - | 12,315 | |
| 後償負債 | - | 21,624 | - | 21,624 | |

| | | 本集團 The Group | | | |
|-------------|--|------------------|-----------------|----------------|--|
| | | 2013 | | | |
| | 第一層級 Level 1 | 第二層級 Level 2 | 第三層級 Level 3 | 總計 Total | |
| | 港幣百萬元 HK\$m | 港幣百萬元 HK\$m | 港幣百萬元 HK\$m | 港幣百萬元 HK\$m | |
| 金融資產 | Financial assets | | | | |
| 持有至到期日證券 | Held-to-maturity securities | | | | |
| - 債務證券 | - | 4,732 | 152 | 4,884 | |
| - 存款證 | - | - | 77 | 77 | |
| 貸款及應收款 | - | 7,942 | - | 7,942 | |
| 金融負債 | Financial liabilities | | | | |
| 已發行債務證券及存款證 | Debt securities and certificates of deposit in issue | | | | |
| - 債務證券 | - | 6,193 | - | 6,193 | |
| 後償負債 | - | 21,224 | - | 21,224 | |

財務報表附註 (續) Notes to the Financial Statements (continued)

5. 資產和負債的公平值 (續) 5. Fair values of assets and liabilities (continued)

5.2 非以公平值計量的金融工具 (續)

5.2 Financial instruments not measured at fair value (continued)

| | | 本銀行 The Bank | | | |
|-------------|--|-----------------|-----------------|-----------------|----------------|
| | | 2014 | | | |
| | | 第一層級 Level 1 | 第二層級 Level 2 | 第三層級 Level 3 | 總計 Total |
| | | 港幣百萬元 HK\$m | 港幣百萬元 HK\$m | 港幣百萬元 HK\$m | 港幣百萬元 HK\$m |
| 金融資產 | Financial assets | | | | |
| 持有至到期日證券 | Held-to-maturity securities | | | | |
| - 債務證券 | - Debt securities | 412 | 57,910 | - | 58,322 |
| 貸款及應收款 | Loans and receivables | - | 2,794 | - | 2,794 |
| 金融負債 | Financial liabilities | | | | |
| 已發行債務證券及存款證 | Debt securities and certificates of deposit in issue | | | | |
| - 債務證券 | - Debt securities | - | 10,113 | - | 10,113 |
| 後償負債 | Subordinated liabilities | - | 21,624 | - | 21,624 |
| | | 本銀行 The Bank | | | |
| | | 2013 | | | |
| | | 第一層級 Level 1 | 第二層級 Level 2 | 第三層級 Level 3 | 總計 Total |
| | | 港幣百萬元 HK\$m | 港幣百萬元 HK\$m | 港幣百萬元 HK\$m | 港幣百萬元 HK\$m |
| 金融資產 | Financial assets | | | | |
| 持有至到期日證券 | Held-to-maturity securities | | | | |
| - 債務證券 | - Debt securities | - | 3,669 | - | 3,669 |
| 貸款及應收款 | Loans and receivables | - | 6,263 | - | 6,263 |
| 金融負債 | Financial liabilities | | | | |
| 已發行債務證券及存款證 | Debt securities and certificates of deposit in issue | | | | |
| - 債務證券 | - Debt securities | - | 6,193 | - | 6,193 |
| 後償負債 | Subordinated liabilities | - | 21,224 | - | 21,224 |

財務報表附註 (續) Notes to the Financial Statements (continued)

5. 資產和負債的公平值 (續) 5. Fair values of assets and liabilities (continued)

5.3 以公平值計量的非金融工具

本集團通過一些估值技術或活躍市場報價來確定非金融工具的公平值。

投資物業及房產

本集團之物業可分為投資物業及房產。所有本集團之投資物業及房產已於年底進行重估。估值由獨立特許測量師第一太平戴維斯估值及專業顧問有限公司進行，其擁有具備香港測量師學會資深專業會員及專業會員資格之人員，並在估值物業所處地區及種類上擁有經驗。當估值於每半年末及年末進行時，本集團管理層會跟測量師討論估值方法、估值假設及估值結果。估值方法於年內沒有改變。

第二層級公平值計量採用的估值方法及因素

被分類為第二層級之物業的公平值，乃參考可比較物業之近期出售成交價（市場比較法）或參考市場租金及資本化率（收入資本法），再對可比較物業及被評估物業之間的差異作出適當調整。此等調整被認為對整體計量並不構成重大影響。

本集團之物業均位於香港及內地之主要城市，被認為是活躍及透明的物業市場。可比較物業之出售價、市場租金及資本化率一般均可在此等市場上被直接或間接觀察得到。

5.3 Non-financial instruments measured at fair value

The Group uses valuation techniques or quoted market prices in active market to determine the fair value of non-financial instruments.

Investment properties and premises

The Group's properties can be divided into investment properties and premises. All of the Group's investment properties and premises were revalued as at year end. The valuations were carried out by an independent firm of chartered surveyors, Savills Valuation and Professional Services Limited, who have among their staff Fellow and Members of The Hong Kong Institute of Surveyors with recent experience in the locations and categories of properties being valued. The Group's Management had discussions with the surveyors on the valuation methods, valuation assumptions and valuation results when the valuation is performed at each interim and annual reporting date. There has been no change in valuation methods during the year.

Valuation methods and inputs used in Level 2 fair value measurements

The fair value of properties classified as Level 2 is determined using either the market comparison approach by reference to recent sales price of comparable properties or the income capitalisation approach by reference to market rent and capitalisation rate, with appropriate adjustments to reflect the differences between the comparable properties and the subject properties. These adjustments are considered as insignificant to the entire measurement.

The Group's properties are located in Hong Kong and major cities in the PRC where the property markets are considered active and transparent. Sales price, market rent and capitalisation rate of comparable properties are generally observable either directly or indirectly in these markets.

財務報表附註 (續) Notes to the Financial Statements (continued)

5. 資產和負債的公平值 (續) 5. Fair values of assets and liabilities (continued)

5.3 以公平值計量的非金融工具 (續)

投資物業及房產 (續)

有關第三層級公平值計量的資料

除銀行金庫外，被分類為第三層級的本集團物業之公平值均採用市場比較法或收入資本法，再按本集團物業相對於可比較物業之性質作折溢價調整來釐定。

由於銀行金庫之獨特性質，並無市場交易實例可資比較，其公平值乃採用折舊重置成本法釐定。主要的因素為現時土地的市值、重置該建築物的現時成本及折舊率，並作適當的調整以反映物業的獨特性質。

5.3 Non-financial instruments measured at fair value (continued)

Investment properties and premises (continued)

Information about Level 3 fair value measurements

The fair value of all of the Group's properties classified as Level 3, except for the bank vault, is determined using either the market comparison approach or the income capitalisation approach, adjusted for a premium or a discount specific to the features of the Group's properties compared to the comparable properties.

The fair value of the bank vault is determined using the depreciated replacement cost approach as no direct comparable is available given the specialised nature of the property. The major inputs are the market value of the existing land, the current cost of replacing the property and the depreciation rate. Appropriate adjustments are made to reflect the specialised nature of the property.

財務報表附註 (續) Notes to the Financial Statements (continued)

5. 資產和負債的公平值 (續) 5. Fair values of assets and liabilities (continued)

5.3 以公平值計量的非金融工具 (續)

5.3 Non-financial instruments measured at fair value (continued)

投資物業及房產 (續)

Investment properties and premises (continued)

有關第三層級公平值計量的資料 (續)

Information about Level 3 fair value measurements (continued)

以下為在公平值計量時對被分類為第三層級之本集團物業所採用的估值方法及重大不可觀察因素：

The valuation methods and significant unobservable inputs used in the fair value measurement of the Group's properties classified as Level 3 are as follows:

| | 估值方法 Valuation method | 重大不可觀察因素 Significant unobservable inputs | 加權平均 Weighted average | 不可觀察因素與公平值的關係 Relationship of unobservable inputs to fair value |
|--------------------------|---|---|--|--|
| 銀行金庫 Bank vault | 折舊重置成本法 Depreciated replacement cost approach | 折舊率 Depreciation rate | 每年2% (2013年: 2%) 2% (2013: 2%) per year | 折舊率越高, 公平值越低。 The higher the depreciation rate, the lower the fair value. |
| | | 物業獨特性質之溢價 Premium on specialised nature of the property | 建築成本+20% (2013年: +20%) +20%(2013:+20%) to building cost | 溢價越高, 公平值越高。 The higher the premium, the higher the fair value. |
| 其他物業 Other properties | 市場比較法或收入資本法 Market comparison approach or income capitalisation approach | 物業相對可比較物業在性質上之溢價/(折價) Premium/(discount) on features of the property compared to comparable properties | -13% (2013: -19%) | 溢價越高, 公平值越高。 The higher the premium, the higher the fair value. 折價越高, 公平值越低。 The higher the discount, the lower the fair value. |

物業相對可比較物業在性質上之溢價/(折價)乃參考與可比較物業在不同因素上的差異, 例如成交後之市場變動、位置、便達性、樓齡/狀況、樓層、面積、佈局等而釐定。

Premium/(discount) on features of the property are determined after taken into account various factors, such as time for market movement, location, accessibility, building age/condition, floor level, size, layout, etc., with reference to their differences in features with comparable properties.

財務報表附註 (續) Notes to the Financial Statements (continued)

5. 資產和負債的公平值 (續) 5. Fair values of assets and liabilities (continued)

5.3 以公平值計量的非金融工具 (續)

5.3 Non-financial instruments measured at fair value (continued)

貴金屬

貴金屬之公平值是按活躍市場報價或有若干調整的市場報價為基礎。

Precious metals

The fair values of precious metals are determined by obtaining quoted market prices in active market or market quote with certain adjustments.

(A) 公平值的等級

(A) Fair value hierarchy

非金融資產

投資物業 (附註 28)
 物業、器材及設備
 (附註 29)
 - 房產
 其他資產 (附註 30)
 - 貴金屬

Non-financial assets

Investment properties (Note 28)
 Properties, plant and equipment
 (Note 29)
 - Premises
 Other assets (Note 30)
 - Precious metals

| 本集團 The Group | | | |
|------------------|-----------------|-----------------|----------------|
| 2014 | | | |
| 第一層級 Level 1 | 第二層級 Level 2 | 第三層級 Level 3 | 總計 Total |
| 港幣百萬元 HK\$m | 港幣百萬元 HK\$m | 港幣百萬元 HK\$m | 港幣百萬元 HK\$m |
| - | 358 | 14,332 | 14,690 |
| - | 2,855 | 49,653 | 52,508 |
| 3,670 | 12 | - | 3,682 |

非金融資產

投資物業 (附註 28)
 物業、器材及設備
 (附註 29)
 - 房產
 其他資產 (附註 30)
 - 貴金屬

Non-financial assets

Investment properties (Note 28)
 Properties, plant and equipment
 (Note 29)
 - Premises
 Other assets (Note 30)
 - Precious metals

| 本集團 The Group | | | |
|------------------|-----------------|-----------------|----------------|
| 2013 | | | |
| 第一層級 Level 1 | 第二層級 Level 2 | 第三層級 Level 3 | 總計 Total |
| 港幣百萬元 HK\$m | 港幣百萬元 HK\$m | 港幣百萬元 HK\$m | 港幣百萬元 HK\$m |
| - | 1,595 | 13,132 | 14,727 |
| - | 7,963 | 41,698 | 49,661 |
| 5,146 | - | - | 5,146 |

財務報表附註 (續) Notes to the Financial Statements (continued)

5. 資產和負債的公平值 (續) 5. Fair values of assets and liabilities (continued)

5.3 以公平值計量的非金融工具 (續)

5.3 Non-financial instruments measured at fair value (continued)

(A) 公平值的等級 (續)

(A) Fair value hierarchy (continued)

| | | 本銀行 The Bank | | | |
|---------------------|--|-----------------|-----------------|-----------------|----------------|
| | | 2014 | | | |
| | | 第一層級 Level 1 | 第二層級 Level 2 | 第三層級 Level 3 | 總計 Total |
| | | 港幣百萬元 HK\$m | 港幣百萬元 HK\$m | 港幣百萬元 HK\$m | 港幣百萬元 HK\$m |
| 非金融資產 | Non-financial assets | | | | |
| 投資物業 (附註 28) | Investment properties (Note 28) | - | 443 | 13,798 | 14,241 |
| 物業、器材及設備 (附註 29) | Properties, plant and equipment (Note 29) | | | | |
| - 房產 | - Premises | - | 2,482 | 40,304 | 42,786 |
| 其他資產 (附註 30) | Other assets (Note 30) | | | | |
| - 貴金屬 | - Precious metals | 3,670 | 307 | - | 3,977 |

| | | 本銀行 The Bank | | | |
|---------------------|--|-----------------|-----------------|-----------------|----------------|
| | | 2013 | | | |
| | | 第一層級 Level 1 | 第二層級 Level 2 | 第三層級 Level 3 | 總計 Total |
| | | 港幣百萬元 HK\$m | 港幣百萬元 HK\$m | 港幣百萬元 HK\$m | 港幣百萬元 HK\$m |
| 非金融資產 | Non-financial assets | | | | |
| 投資物業 (附註 28) | Investment properties (Note 28) | - | 1,605 | 12,509 | 14,114 |
| 物業、器材及設備 (附註 29) | Properties, plant and equipment (Note 29) | | | | |
| - 房產 | - Premises | - | 5,627 | 34,968 | 40,595 |
| 其他資產 (附註 30) | Other assets (Note 30) | | | | |
| - 貴金屬 | - Precious metals | 5,146 | - | - | 5,146 |

本集團及本銀行之非金融資產於年內沒有第一層級及第二層級之間的轉移 (2013 年：無)。

There were no non-financial asset transfers between level 1 and level 2 for the Group and the Bank during the year (2013: Nil).

財務報表附註 (續) Notes to the Financial Statements (continued)

5. 資產和負債的公平值 (續) 5. Fair values of assets and liabilities (continued)

5.3 以公平值計量的非金融工具 (續)

5.3 Non-financial instruments measured at fair value (continued)

(B) 第三層級的項目變動

(B) Reconciliation of level 3 items

| | | 本集團 The Group | |
|--|--|----------------------------------|---|
| | | 2014 | |
| | | 非金融資產 Non-financial assets | |
| | | 投資物業 Investment properties | 物業、器材及 設備 Properties, plant and equipment |
| | | 房產 Premises | |
| | | 港幣百萬元 HK\$'m | 港幣百萬元 HK\$'m |
| 於 2014 年 1 月 1 日 | At 1 January 2014 | 13,132 | 41,698 |
| 收益 | Gains | | |
| - 收益表 | - Income statement | | |
| - 投資物業出售/公平值 調整之淨收益 | - Net gain from disposal of/fair value adjustments on investment properties | 330 | - |
| - 出售/重估物業、器材及 設備之淨收益 | - Net gain from disposal/revaluation of properties, plant and equipment | - | 2 |
| - 其他全面收益 | - Other comprehensive income | | |
| - 房產重估 | - Revaluation of premises | - | 2,675 |
| 折舊 | Depreciation | - | (876) |
| 增置 | Additions | - | 187 |
| 轉入第三層級 | Transfers into level 3 | 1,254 | 7,139 |
| 轉出第三層級 | Transfers out of level 3 | - | (1,544) |
| 重新分類 | Reclassification | (384) | 384 |
| 匯兌差額 | Exchange difference | - | (12) |
| 於 2014 年 12 月 31 日 | At 31 December 2014 | 14,332 | 49,653 |
| 於 2014 年 12 月 31 日持有的 非金融資產於年內計入收益 表的未實現收益總額 | Total unrealised gain for the year included in income statement for non-financial assets held as at 31 December 2014 | | |
| - 投資物業公平值調整之淨 收益 | - Net gain from fair value adjustments on investment properties | 330 | - |
| - 重估房產之淨收益 | - Net gain from revaluation of premises | - | 2 |
| | | 330 | 2 |

財務報表附註 (續) Notes to the Financial Statements (continued)

5. 資產和負債的公平值 (續) 5. Fair values of assets and liabilities (continued)

5.3 以公平值計量的非金融工具 (續)

5.3 Non-financial instruments measured at fair value (continued)

(B) 第三層級的项目變動 (續)

(B) Reconciliation of level 3 items (continued)

| | | 本集團 The Group | |
|--|--|-------------------------------|---|
| | | 2013 | |
| | | 非金融資產 Non-financial assets | |
| | | 投資物業 Investment properties | 物業、器材及設備 Properties, plant and equipment |
| | | 房產 Premises | |
| | | 港幣百萬元 HK\$'m | 港幣百萬元 HK\$'m |
| 於 2013 年 1 月 1 日 | At 1 January 2013 | 12,888 | 38,904 |
| 收益 | Gains | | |
| - 收益表 | - Income statement | | |
| - 投資物業出售/公平值調整之淨收益 | - Net gain from disposal of/fair value adjustments on investment properties | 151 | - |
| - 出售/重估物業、器材及設備之淨收益 | - Net gain from disposal/revaluation of properties, plant and equipment | - | 10 |
| - 其他全面收益 | - Other comprehensive income | | |
| - 房產重估 | - Revaluation of premises | - | 3,316 |
| 折舊 | Depreciation | - | (802) |
| 增置 | Additions | 2 | 347 |
| 重新分類 | Reclassification | 90 | (90) |
| 匯兌差額 | Exchange difference | 1 | 13 |
| 於 2013 年 12 月 31 日 | At 31 December 2013 | <u>13,132</u> | <u>41,698</u> |
| 於 2013 年 12 月 31 日持有的非金融資產於年內計入收益表的未實現收益總額 | Total unrealised gain for the year included in income statement for non-financial assets held as at 31 December 2013 | | |
| - 投資物業公平值調整之淨收益 | - Net gain from fair value adjustments on investment properties | 151 | - |
| - 重估房產之淨收益 | - Net gain from revaluation of premises | - | 10 |
| | | <u>151</u> | <u>10</u> |

財務報表附註 (續) Notes to the Financial Statements (continued)

5. 資產和負債的公平值 (續) 5. Fair values of assets and liabilities (continued)

5.3 以公平值計量的非金融工具 (續)

5.3 Non-financial instruments measured at fair value (continued)

(B) 第三層級的項目變動 (續)

(B) Reconciliation of level 3 items (continued)

| | | 本銀行 The Bank | |
|--|--|----------------------------------|---|
| | | 2014 | |
| | | 非金融資產 Non-financial assets | |
| | | 投資物業 Investment properties | 物業、器材及 設備 Properties, plant and equipment |
| | | 房產 Premises | |
| | | 港幣百萬元 HK\$'m | 港幣百萬元 HK\$'m |
| 於 2014 年 1 月 1 日 | At 1 January 2014 | 12,509 | 34,968 |
| 收益 | Gains | | |
| - 收益表 | - Income statement | | |
| - 投資物業出售/公平值 調整之淨收益 | - Net gain from disposal of/fair value adjustments on investment properties | 283 | - |
| - 其他全面收益 | - Other comprehensive income | | |
| - 房產重估 | - Revaluation of premises | - | 2,141 |
| 折舊 | Depreciation | - | (787) |
| 增置 | Additions | - | 146 |
| 由附屬公司轉入 | Transfer from subsidiaries | 52 | - |
| 轉入第三層級 | Transfers into level 3 | 1,275 | 5,059 |
| 轉出第三層級 | Transfers out of level 3 | - | (1,544) |
| 重新分類 | Reclassification | (321) | 321 |
| 於 2014 年 12 月 31 日 | At 31 December 2014 | 13,798 | 40,304 |
| 於 2014 年 12 月 31 日持有的 非金融資產於年內計入收益 表的未實現收益總額 | Total unrealised gain for the year included in income statement for non-financial assets held as at 31 December 2014 | | |
| - 投資物業公平值調整之淨 收益 | - Net gain from fair value adjustments on investment properties | 283 | - |

財務報表附註 (續) Notes to the Financial Statements (continued)

5. 資產和負債的公平值 5. Fair values of assets and liabilities (continued)
(續)

5.3 以公平值計量的非金融工具 (續) 5.3 Non-financial instruments measured at fair value (continued)

(B) 第三層級的項目變動 (續) (B) Reconciliation of level 3 items (continued)

| | | 本銀行 The Bank | |
|--|--|---|----------------------------------|
| | | 2013 | |
| | | 非金融資產 Non-financial assets | |
| | | 物業、器材及 設備 Properties, plant and equipment | 投資物業 Investment properties |
| | | 房產 Premises | 房產 Premises |
| | | 港幣百萬元 HK\$m | 港幣百萬元 HK\$m |
| 於 2013 年 1 月 1 日 | At 1 January 2013 | 12,409 | 32,955 |
| 收益 | Gains | | |
| - 收益表 | - Income statement | | |
| - 投資物業出售／公平值 調整之淨收益 | - Net gain from disposal of/fair value adjustments on investment properties | 269 | - |
| - 其他全面收益 | - Other comprehensive income | | |
| - 房產重估 | - Revaluation of premises | - | 2,401 |
| 折舊 | Depreciation | - | (722) |
| 增置 | Additions | 2 | 163 |
| 重新分類 | Reclassification | (171) | 171 |
| | | <u>12,509</u> | <u>34,968</u> |
| 於 2013 年 12 月 31 日 | At 31 December 2013 | | |
| 於 2013 年 12 月 31 日持有的 非金融資產於年內計入收益 表的未實現收益總額 | Total unrealised gain for the year included in income statement for non-financial assets held as at 31 December 2013 | | |
| - 投資物業公平值調整之 淨收益 | - Net gain from fair value adjustments on investment properties | <u>269</u> | <u>-</u> |

轉入及轉出第三層級的物業乃因該等被估值物業相對其可比較物業在性質上之溢價／（折價）於年內出現變化所引致。性質上之溢價／（折價）乃取決於被估值物業與近期成交之可比較物業在性質上的差異。由於每年來自近期市場成交之可比較物業均會不盡相同，被估值物業與可比較物業在性質上之溢價／（折價）會相應每年有所變化，從而對可觀察的市場因素所進行之調整之重大性亦會隨之變化，引致物業被轉入及轉出第三層級。

The transfer of properties into and out of level 3 is due to change in the premium/(discount) on features applied between the subject and comparable properties during the year. Premium/(discount) on features is determined with reference to differences in features between the subject properties and the comparable properties recently transacted in the market. As comparable properties that come from recent market transactions may be different in each year, the premium/(discount) on features applied between the subject and comparable properties would change from year to year accordingly. As a result, the significance of adjustments made to observable market inputs may vary and lead to the transfer of properties into and out of level 3.

財務報表附註 (續) Notes to the Financial Statements (continued)

6. 淨利息收入

6. Net interest income

| | | 2014 | 2013 |
|-----------------|--|-----------------|-----------------|
| | | 港幣百萬元 HK\$'m | 港幣百萬元 HK\$'m |
| 利息收入 | Interest income | | |
| 存放於同業及其他金融機構的款項 | Due from banks and other financial institutions | 13,782 | 8,585 |
| 客戶貸款 | Advances to customers | 22,397 | 19,873 |
| 上市證券投資 | Listed investments | 3,376 | 3,544 |
| 非上市證券投資 | Unlisted investments | 6,033 | 5,265 |
| 其他 | Others | 218 | 212 |
| | | 45,806 | 37,479 |
| 利息支出 | Interest expense | | |
| 同業及其他金融機構存放的款項 | Due to banks and other financial institutions | (1,653) | (1,039) |
| 客戶存款 | Deposits from customers | (13,509) | (9,853) |
| 已發行債務證券及存款證 | Debt securities and certificates of deposit in issue | (223) | (143) |
| 後償負債 | Subordinated liabilities | (271) | (118) |
| 其他 | Others | (394) | (324) |
| | | (16,050) | (11,477) |
| 淨利息收入 | Net interest income | 29,756 | 26,002 |

截至2014年12月31日止年度之利息收入包括被界定為減值貸款的應計利息收入港幣8百萬元(2013年:港幣6百萬元)。減值證券投資產生的應計利息收入為港幣3百萬元(2013年:港幣5百萬元)。

非以公平值變化計入損益之金融資產與金融負債所產生的利息收入及利息支出(未計算對沖影響)分別為港幣467.67億元(2013年:港幣384.55億元)及港幣167.01億元(2013年:港幣120.95億元)。

Included within interest income is HK\$8 million (2013: HK\$6 million) of interest with respect to income accrued on advances classified as impaired for the year ended 31 December 2014. Interest income accrued on impaired investment in securities amounted to HK\$3 million (2013: HK\$5 million).

Included within interest income and interest expense are HK\$46,767 million (2013: HK\$38,455 million) and HK\$16,701 million (2013: HK\$12,095 million), before hedging effect, for financial assets and financial liabilities that are not recognised at fair value through profit or loss respectively.

財務報表附註 (續) Notes to the Financial Statements (continued)

7. 淨服務費及佣金收入 7. Net fee and commission income

| | | 2014 | 2013 |
|-----------------------------|---|----------------|----------------|
| | | 港幣百萬元 HK\$m | 港幣百萬元 HK\$m |
| 服務費及佣金收入 | Fee and commission income | | |
| 信用卡業務 | Credit card business | 3,698 | 3,538 |
| 證券經紀 | Securities brokerage | 2,676 | 2,432 |
| 貸款佣金 | Loan commissions | 2,186 | 1,900 |
| 保險 | Insurance | 1,496 | 1,302 |
| 基金分銷 | Funds distribution | 983 | 794 |
| 匯票佣金 | Bills commissions | 810 | 819 |
| 繳款服務 | Payment services | 604 | 665 |
| 信託及託管服務 | Trust and custody services | 454 | 391 |
| 保管箱 | Safe deposit box | 264 | 244 |
| 買賣貨幣 | Currency exchange | 231 | 197 |
| 其他 | Others | 544 | 474 |
| | | 13,946 | 12,756 |
| 服務費及佣金支出 | Fee and commission expense | | |
| 信用卡業務 | Credit card business | (2,690) | (2,677) |
| 證券經紀 | Securities brokerage | (305) | (295) |
| 保險 | Insurance | (175) | (186) |
| 其他 | Others | (652) | (565) |
| | | (3,822) | (3,723) |
| 淨服務費及佣金收入 | Net fee and commission income | 10,124 | 9,033 |
| 其中源自 | Of which arise from | | |
| - 非以公平值變化計入損益 之金融資產或金融負債 | - financial assets or financial liabilities not at fair value through profit or loss | | |
| - 服務費及佣金收入 | - Fee and commission income | 2,273 | 1,993 |
| - 服務費及佣金支出 | - Fee and commission expense | (18) | (9) |
| | | 2,255 | 1,984 |
| - 信託及其他受託活動 | - trust and other fiduciary activities | | |
| - 服務費及佣金收入 | - Fee and commission income | 648 | 571 |
| - 服務費及佣金支出 | - Fee and commission expense | (26) | (34) |
| | | 622 | 537 |

財務報表附註 (續) Notes to the Financial Statements (continued)

8. 淨交易性收益

8. Net trading gain

| | <u>2014</u> | <u>2013</u> |
|-----------------|----------------|----------------|
| | 港幣百萬元 HK\$m | 港幣百萬元 HK\$m |
| 淨收益源自： | | |
| - 外匯交易及外匯交易產品 | 1,415 | 1,983 |
| - 利率工具及公平值對沖的項目 | 644 | 808 |
| - 商品 | 60 | 91 |
| - 股份權益及信貸衍生工具 | 88 | 228 |
| | <u>2,207</u> | <u>3,110</u> |

9. 其他金融資產之淨收益

9. Net gain on other financial assets

| | <u>2014</u> | <u>2013</u> |
|------------|----------------|----------------|
| | 港幣百萬元 HK\$m | 港幣百萬元 HK\$m |
| 可供出售證券之淨收益 | 647 | 179 |
| 其他 | 30 | (33) |
| | <u>677</u> | <u>146</u> |

10. 其他經營收入

10. Other operating income

| | <u>2014</u> | <u>2013</u> |
|-------------|----------------|----------------|
| | 港幣百萬元 HK\$m | 港幣百萬元 HK\$m |
| 證券投資股息收入 | | |
| - 非上市證券投資 | 40 | 36 |
| 投資物業之租金總收入 | 467 | 491 |
| 減：有關投資物業之支出 | (74) | (63) |
| 其他 | 107 | 100 |
| | <u>540</u> | <u>564</u> |

「有關投資物業之支出」包括年內未出租投資物業之直接經營支出港幣 8 百萬元 (2013 年：港幣 6 百萬元)。

Included in the "Outgoings in respect of investment properties" is HK\$8 million (2013: HK\$6 million) of direct operating expenses related to investment properties that were not let during the year.

財務報表附註 (續) Notes to the Financial Statements (continued)

11. 減值準備淨撥備

11. Net charge of impairment allowances

| | | 2014 | 2013 |
|---------------------------|---|----------------|----------------|
| | | 港幣百萬元 HK\$m | 港幣百萬元 HK\$m |
| 客戶貸款 | Advances to customers | | |
| 個別評估 | Individually assessed | | |
| - 新提準備 | - new allowances | (1,078) | (418) |
| - 撥回 | - releases | 330 | 105 |
| - 收回已撇銷賬項 | - recoveries | 161 | 254 |
| 按個別評估貸款減值 準備淨撥備(附註 24) | Net charge of individually assessed loan impairment allowances (Note 24) | (587) | (59) |
| 組合評估 | Collectively assessed | | |
| - 新提準備 | - new allowances | (566) | (709) |
| - 撥回 | - releases | 81 | 4 |
| - 收回已撇銷賬項 | - recoveries | 41 | 34 |
| 按組合評估貸款減值 準備淨撥備(附註 24) | Net charge of collectively assessed loan impairment allowances (Note 24) | (444) | (671) |
| 貸款減值準備淨撥備 | Net charge of loan impairment allowances | (1,031) | (730) |
| 持有至到期日證券 | Held-to-maturity securities | | |
| 持有至到期日證券減值 準備淨撥回 | Net reversal of impairment allowances on held-to-maturity securities | | |
| - 個別評估(附註 25) | - Individually assessed (Note 25) | 2 | 5 |
| 其他 | Others | (21) | (12) |
| 減值準備淨撥備 | Net charge of impairment allowances | (1,050) | (737) |

財務報表附註 (續) Notes to the Financial Statements (continued)

12. 經營支出

12. Operating expenses

| | | 2014 | 2013 |
|-----------------|--|----------------|----------------|
| | | 港幣百萬元 HK\$m | 港幣百萬元 HK\$m |
| 人事費用 (包括董事酬金) | Staff costs (including directors' emoluments) | | |
| - 薪酬及其他費用 | - salaries and other costs | 6,554 | 6,169 |
| - 退休成本 | - pension cost | 529 | 502 |
| | | 7,083 | 6,671 |
| 房產及設備支出 (不包括折舊) | Premises and equipment expenses (excluding depreciation) | | |
| - 房產租金 | - rental of premises | 808 | 775 |
| - 資訊科技 | - information technology | 419 | 396 |
| - 其他 | - others | 421 | 376 |
| | | 1,648 | 1,547 |
| 折舊 (附註 29) | Depreciation (Note 29) | 1,817 | 1,650 |
| 核數師酬金 | Auditor's remuneration | | |
| - 審計服務 | - audit services | 26 | 25 |
| - 非審計服務 | - non-audit services | 11 | 8 |
| 其他經營支出 | Other operating expenses | 2,113 | 1,944 |
| | | 12,698 | 11,845 |

「房產租金」包括年內或然租金港幣 0.15 億元 (2013 年：港幣 0.10 億元)。

Contingent rent included in the "Rental of premises" amounted to HK\$15 million during the year (2013: HK\$10 million).

財務報表附註 (續) Notes to the Financial Statements (continued)

**13. 投資物業出售／公平
值調整之淨收益 13. Net gain from disposal of/fair value adjustments on investment
properties**

| | <u>2014</u> | <u>2013</u> |
|---------------------------|----------------|----------------|
| | 港幣百萬元 HK\$m | 港幣百萬元 HK\$m |
| 投資物業公平值調整之 淨收益 (附註 28) | <u>394</u> | <u>262</u> |

**14. 出售／重估物業、器材
及設備之淨 (虧損) /
收益 14. Net (loss)/gain from disposal/revaluation of properties, plant and
equipment**

| | <u>2014</u> | <u>2013</u> |
|-----------------|----------------|----------------|
| | 港幣百萬元 HK\$m | 港幣百萬元 HK\$m |
| 出售房產之淨收益 | 1 | - |
| 出售其他固定資產之淨虧損 | (27) | (12) |
| 重估房產之淨收益(附註 29) | <u>2</u> | <u>14</u> |
| | <u>(24)</u> | <u>2</u> |

財務報表附註 (續) Notes to the Financial Statements (continued)

15. 稅項

15. Taxation

收益表內之稅項組成如下：

Taxation in the income statement represents:

| | | <u>2014</u> | <u>2013</u> |
|------------------------|--|--------------|--------------|
| | | 港幣百萬元 | 港幣百萬元 |
| | | HK\$'m | HK\$'m |
| 本期稅項 | Current tax | | |
| 香港利得稅 | Hong Kong profits tax | | |
| - 年內計入稅項 | - current year taxation | 4,280 | 4,174 |
| - 往年超額撥備 | - over-provision in prior years | (62) | (13) |
| | | <u>4,218</u> | <u>4,161</u> |
| 海外稅項 | Overseas taxation | | |
| - 年內計入稅項 | - current year taxation | 1,153 | 688 |
| - 往年超額撥備 | - over-provision in prior years | - | (16) |
| | | <u>5,371</u> | <u>4,833</u> |
| 遞延稅項 | Deferred tax | | |
| 暫時性差額之產生及撥回 (附註 37) | Origination and reversal of temporary differences (Note 37) | 22 | (203) |
| | | <u>5,393</u> | <u>4,630</u> |

香港利得稅乃按照本年度估計應課稅溢利依稅率 16.5% (2013 年：16.5%) 提撥。海外溢利之稅款按照本年度估計應課稅溢利依本集團經營業務所在國家之現行稅率計算。

Hong Kong profits tax has been provided at the rate of 16.5% (2013: 16.5%) on the estimated assessable profits arising in Hong Kong during the year. Taxation on overseas profits has been calculated on the estimated assessable profits for the year at the rates of taxation prevailing in the countries in which the Group operates.

財務報表附註 (續) Notes to the Financial Statements (continued)

15. 稅項 (續)

15. Taxation (continued)

本集團除稅前溢利產生的實際稅項，與根據香港利得稅率計算的稅項差異如下：

The taxation on the Group's profit before taxation that differs from the theoretical amount that would arise using the taxation rate of Hong Kong is as follows:

| | | <u>2014</u> | <u>2013</u> |
|--------------------------------|---|---------------------|---------------|
| | | 港幣百萬元 | 港幣百萬元 |
| | | HK\$m | HK\$m |
| 除稅前溢利 | Profit before taxation | <u>29,938</u> | <u>26,545</u> |
| 按稅率 16.5% (2013 年：16.5%) 計算的稅項 | Calculated at a taxation rate of 16.5% (2013: 16.5%) | 4,940 | 4,380 |
| 其他國家稅率差異的影響 | Effect of different taxation rates in other countries | 37 | 26 |
| 無需課稅之收入 | Income not subject to taxation | (38) | (153) |
| 稅務上不可扣減之開支 | Expenses not deductible for taxation purposes | 113 | 58 |
| 往年超額撥備 | Over-provision in prior years | (62) | (29) |
| 海外預提稅 | Foreign withholding tax | <u>403</u> | <u>348</u> |
| 計入稅項 | Taxation charge | <u>5,393</u> | <u>4,630</u> |
| 實際稅率 | Effective tax rate | <u>18.0%</u> | <u>17.4%</u> |

16. 本銀行股東應佔溢利

16. Profit attributable to the equity holders of the Bank

截至 2014 年 12 月 31 日止年度，本銀行股東應佔綜合溢利包括已列入本銀行財務報表內的溢利港幣 229.91 億元 (2013 年：港幣 205.82 億元)。

The consolidated profit attributable to the equity holders of the Bank for the year ended 31 December 2014 includes a profit of HK\$22,991 million (2013: HK\$20,582 million) which has been dealt with in the financial statements of the Bank.

財務報表附註 (續) Notes to the Financial Statements (continued)

17. 股息

17. Dividends

| | 2014 | | 2013 | |
|------|-------------------------------|--------------------------------|-------------------------------|--------------------------------|
| | 每股 港幣 Per share HK\$ | 總額 港幣百萬元 Total HK\$'m | 每股 港幣 Per share HK\$ | 總額 港幣百萬元 Total HK\$'m |
| 中期股息 | 0.206 | 8,867 | 0.312 | 13,429 |

Interim dividend

於 2014 年 8 月 19 日，董事會宣派中期股息每股普通股港幣 0.066 元，總額約為港幣 28.41 億元，並已於 2014 年 9 月 18 日支付。

On 19 August 2014, the Board declared an interim dividend of HK\$0.066 per ordinary share amounting to approximately HK\$2,841 million, which was paid on 18 September 2014.

於 2014 年 12 月 17 日，董事會宣派中期股息每股普通股港幣 0.074 元，總額約為港幣 31.85 億元，並已於 2014 年 12 月 31 日支付。

On 17 December 2014, the Board declared an interim dividend of HK\$0.074 per ordinary share amounting to approximately HK\$3,185 million, which was paid on 31 December 2014.

於 2015 年 3 月 25 日，董事會宣派中期股息每股普通股港幣 0.066 元，總額約為港幣 28.41 億元。此宣派中期股息並未於本財務報表中列作應付股息，但將於截至 2015 年 12 月 31 日止年度列作留存盈利分配。

On 25 March 2015, the Board declared an interim dividend of HK\$0.066 per ordinary share amounting to approximately HK\$2,841 million. This declared interim dividend is not reflected as a dividend payable in these financial statements, but will be reflected as an appropriation of retained earnings for the year ending 31 December 2015.

財務報表附註 (續)

Notes to the Financial Statements (continued)

18. 退休福利成本

18. Retirement benefit costs

本集團給予本集團員工的界定供款計劃主要為獲《強積金條例》豁免之職業退休計劃及中銀保誠簡易強積金計劃。根據職業退休計劃，僱員須向職業退休計劃之每月供款為其基本薪金之5%，而僱主之每月供款為僱員基本月薪之5%至15%不等（視乎僱員之服務年期）。僱員有權於退休、提前退休或僱用期終止且服務年資滿10年或以上等情況下收取100%之僱主供款。服務滿3年至9年的員工，因其他原因而終止僱用期（被即時解僱除外），可收取30%至90%之僱主供款。僱員收取的僱主供款，須受《強制性公積金計劃條例》所限。

隨著《強積金條例》於2000年12月1日實施，本集團亦參與中銀保誠簡易強積金計劃，該計劃之受託人為中銀國際英國保誠信託有限公司，投資管理人為中銀國際英國保誠資產管理有限公司，此兩間公司均為本銀行之有關連人士。

截至2014年12月31日，在扣除約港幣0.07億元（2013年：約港幣0.05億元）之沒收供款後，職業退休計劃之供款總額約為港幣3.59億元（2013年：約港幣3.52億元），而本集團向強積金計劃之供款總額則約為港幣0.64億元（2013年：約港幣0.58億元）。

Defined contribution schemes for the Group's employees are ORSO schemes exempted under the MPF Schemes Ordinance and the BOC-Prudential Easy Choice MPF Scheme. Under the ORSO schemes, employees make monthly contributions to the ORSO schemes equal to 5% of their basic salaries, while the employer makes monthly contributions equal to 5% to 15% of the employees' monthly basic salaries, depending on years of service. The employees are entitled to receive 100% of the employer's contributions upon retirement, early retirement or termination of employment after completing 10 years of service. Employees with 3 to 9 years of service are entitled to receive the employer's contributions at a scale ranging from 30% to 90% upon termination of employment for other reasons other than summary dismissal. All employer's contributions received by employee are subject to MPF Schemes Ordinance.

With the implementation of the MPF Schemes Ordinance on 1 December 2000, the Group also participates in the BOC-Prudential Easy Choice MPF Scheme, of which the trustee is BOCI-Prudential Trustee and the investment manager is BOCI-Prudential Manager, which are related parties of the Bank.

The Group's total contributions made to the ORSO schemes for the year ended 31 December 2014 amounted to approximately HK\$359 million (2013: approximately HK\$352 million), after a deduction of forfeited contributions of approximately HK\$7 million (2013: approximately HK\$5 million). For the MPF Scheme, the Group contributed approximately HK\$64 million (2013: approximately HK\$58 million) for the year ended 31 December 2014.

財務報表附註 (續) Notes to the Financial Statements (continued)

19. 董事、高層管理人員及主要人員酬金 19. Directors', senior management's and key personnel's emoluments

(a) 董事及高層管理人員酬金

(a) Directors' and senior management's emoluments

(i) 董事酬金

(i) Directors' emoluments

本年度本集團就本銀行董事為本銀行及管理附屬公司提供之服務而已付及其應收未收之酬金詳情如下：

Details of the emoluments paid to or receivable by the directors of the Bank in respect of their services rendered for the Bank and managing the subsidiaries within the Group during the year are as follows:

| | | 2014 | | | |
|---------------------|--|---------------------------|--|------------------|------------------|
| | | 董事袍金 Directors' fee | 基本薪金、津貼 及實物福利 Basic salaries, allowances and benefits in kind | 花紅 Bonus | 總計 Total |
| | | 港幣千元 HK\$'000 | 港幣千元 HK\$'000 | 港幣千元 HK\$'000 | 港幣千元 HK\$'000 |
| 執行董事 | Executive Directors | | | | |
| 和廣北 (總裁) | HE Guangbei (Chief Executive) | 100 | 8,754 | 4,492 | 13,346 |
| 高迎欣 | GAO Yingxin | 100 | 5,906 | 2,622 | 8,628 |
| | | 200 | 14,660 | 7,114 | 21,974 |
| 非執行董事 | Non-executive Directors | | | | |
| 田國立 | TIAN Guoli | - | - | - | - |
| 陳四清 | CHEN Siqing | - | - | - | - |
| 李禮輝 ^{註2} | LI Lihui ^{Note2} | - | - | - | - |
| 李早航 | LI Zaohang | - | - | - | - |
| 祝樹民 ^{註1} | ZHU Shumin ^{Note1} | - | - | - | - |
| 岳毅 ^{註1} | YUE Yi ^{Note1} | - | - | - | - |
| 鄭汝樺 ^{* 註1} | CHENG Eva ^{* Note1} | 52 | - | - | 52 |
| 高銘勝 [*] | KOH Beng Seng [*] | 409 | - | - | 409 |
| 單偉建 [*] | SHAN Weijian [*] | 359 | - | - | 359 |
| 童偉鶴 [*] | TUNG Savio Wai-Hok [*] | 459 | - | - | 459 |
| 周載群 ^{# 註2} | ZHOU Zaiqun ^{# Note2} | 1,047 | - | - | 1,047 |
| 馮國經 ^{* 註2} | FUNG Victor Kwok King ^{* Note2} | 133 | - | - | 133 |
| 寧高寧 ^{* 註2} | NING Gaoning ^{* Note2} | 125 | - | - | 125 |
| | | 2,584 | - | - | 2,584 |
| | | 2,784 | 14,660 | 7,114 | 24,558 |

註 1：於年內獲委任。

Note 1: Appointed during the year.

註 2：於年內辭任/
退任/退休。

Note 2: Resigned/retired during the year.

財務報表附註 (續) Notes to the Financial Statements (continued)

19. 董事、高層管理人員及主要人員酬金 (續) 19. Directors', senior management's and key personnel's emoluments (continued)

(a) 董事及高層管理人員酬金 (續)

(a) Directors' and senior management's emoluments (continued)

(i) 董事酬金 (續)

(i) Directors' emoluments (continued)

| | | 2013 | | | |
|--|-------------------------------|---|------------------|------------------|------------------|
| | | 基本薪金、津貼及實物福利 Basic salaries, allowances and benefits in kind | | 花紅 Bonus | 總計 Total |
| 董事袍金 Directors' fee | | 港幣千元 HK\$'000 | 港幣千元 HK\$'000 | 港幣千元 HK\$'000 | 港幣千元 HK\$'000 |
| 執行董事 Executive Directors | | | | | |
| 和廣北 (總裁) | HE Guangbei (Chief Executive) | 100 | 8,326 | 4,286 | 12,712 |
| 高迎欣 | GAO Yingxin | 100 | 5,741 | 2,570 | 8,411 |
| | | 200 | 14,067 | 6,856 | 21,123 |
| 非執行董事 Non-executive Directors | | | | | |
| 田國立 | TIAN Guoli | - | - | - | - |
| 肖鋼 | XIAO Gang | - | - | - | - |
| 陳四清 | CHEN Siqing | - | - | - | - |
| 李禮輝 | LI Lihui | - | - | - | - |
| 李早航 | LI Zaohang | - | - | - | - |
| 高銘勝* | KOH Beng Seng* | 380 | - | - | 380 |
| 單偉建* | SHAN Weijian* | 350 | - | - | 350 |
| 童偉鶴* | TUNG Savio Wai-Hok* | 430 | - | - | 430 |
| 周載群# | ZHOU Zaiqun# | 4,136 | - | - | 4,136 |
| 馮國經* | FUNG Victor Kwok King* | 300 | - | - | 300 |
| 寧高寧* | NING Gaoning* | 250 | - | - | 250 |
| 董建成* | TUNG Chee Chen* | 142 | - | - | 142 |
| | | 5,988 | - | - | 5,988 |
| | | 6,188 | 14,067 | 6,856 | 27,111 |

包括作為南洋商業銀行有限公司董事長兼非執行董事之袍金

* 獨立非執行董事

Included fee as Chairman and Non-executive Director of Nanyang Commercial Bank, Limited

* Independent Non-executive Directors

財務報表附註 (續) Notes to the Financial Statements (continued)

19. 董事、高層管理人員及主要人員酬金 (續) 19. Directors', senior management's and key personnel's emoluments (continued)

(a) 董事及高層管理人員酬金 (續)

(a) Directors' and senior management's emoluments (continued)

(i) 董事酬金 (續)

(i) Directors' emoluments (continued)

截至2014年12月31日止年度，若干董事放棄其酬金共港幣2百萬元(2013年：港幣2百萬元)，當中包括附屬公司董事袍金。

For the year ended 31 December 2014, certain directors waived emoluments of HK\$2 million (2013: HK\$2 million), which include directors' fee from subsidiaries.

(ii) 五位最高薪酬人士

(ii) Five highest paid individuals

本集團年內五位最高薪酬人士包括2名(2013年：2名)董事，其酬金已載於上文分析。其餘3名(2013年：3名)最高薪酬人士之酬金分析如下：

The five individuals whose emoluments were the highest in the Group for the year include two (2013: two) directors whose emoluments are reflected in the analysis presented above. The emoluments payable to the remaining three (2013: three) individuals during the year are as follows:

| | 2014 | 2013 |
|---------|--------------|--------------|
| | 港幣百萬元 | 港幣百萬元 |
| | HK\$m | HK\$m |
| 基本薪金及津貼 | 12 | 12 |
| 花紅 | 6 | 6 |
| 退休金計劃供款 | 1 | - |
| | 19 | 18 |

財務報表附註 (續) Notes to the Financial Statements (continued)

19. 董事、高層管理人員及主要人員酬金 (續) 19. Directors', senior management's and key personnel's emoluments (continued)

(a) 董事及高層管理人員酬金 (續)

(a) Directors' and senior management's emoluments (continued)

(ii) 五位最高薪酬人士 (續)

(ii) Five highest paid individuals (continued)

年內就彼等任期內已付及其應收未收之酬金組別如下：

Emoluments paid to or receivable by individuals during the year with reference to their tenure are within the following bands:

| | | 人數 Number of individuals | |
|-------------------------------|--------------------------------|-----------------------------|------|
| | | 2014 | 2013 |
| 港幣 5,500,001 元至港幣 6,000,000 元 | HK\$5,500,001 to HK\$6,000,000 | 1 | 1 |
| 港幣 6,000,001 元至港幣 6,500,000 元 | HK\$6,000,001 to HK\$6,500,000 | 2 | 2 |

(iii) 高層管理人員酬金

(iii) Senior management's emoluments

高層管理人員年內就彼等任期內已付及其應收未收之酬金組別如下：

Emoluments paid to or receivable by individuals during the year with reference to their tenure as senior management are within the following bands:

| | | 人數 Number of individuals | |
|---------------------------------|----------------------------------|-----------------------------|------|
| | | 2014 | 2013 |
| 港幣 1,500,001 元至港幣 2,000,000 元 | HK\$1,500,001 to HK\$2,000,000 | 1 | - |
| 港幣 2,000,001 元至港幣 2,500,000 元 | HK\$2,000,001 to HK\$2,500,000 | - | 1 |
| 港幣 3,500,001 元至港幣 4,000,000 元 | HK\$3,500,001 to HK\$4,000,000 | 1 | - |
| 港幣 4,500,001 元至港幣 5,000,000 元 | HK\$4,500,001 to HK\$5,000,000 | 1 | - |
| 港幣 5,000,001 元至港幣 5,500,000 元 | HK\$5,000,001 to HK\$5,500,000 | 1 | 2 |
| 港幣 5,500,001 元至港幣 6,000,000 元 | HK\$5,500,001 to HK\$6,000,000 | 1 | 3 |
| 港幣 6,000,001 元至港幣 6,500,000 元 | HK\$6,000,001 to HK\$6,500,000 | 2 | 1 |
| 港幣 8,000,001 元至港幣 8,500,000 元 | HK\$8,000,001 to HK\$8,500,000 | - | 1 |
| 港幣 8,500,001 元至港幣 9,000,000 元 | HK\$8,500,001 to HK\$9,000,000 | 1 | - |
| 港幣 12,500,001 元至港幣 13,000,000 元 | HK\$12,500,001 to HK\$13,000,000 | - | 1 |
| 港幣 13,000,001 元至港幣 13,500,000 元 | HK\$13,000,001 to HK\$13,500,000 | 1 | - |

財務報表附註 (續) Notes to the Financial Statements (continued)

19. 董事、高層管理人員及主要人員酬金 (續) 19. Directors', senior management's and key personnel's emoluments (continued)

(b) CG-5 下高級管理人員及主要人員的薪酬

按金管局發出之 CG-5 《穩健的薪酬制度指引》，本年度本集團之高級管理人員及主要人員的薪酬詳情如下：

(i) 於年內授予的薪酬

(b) Remuneration for Senior Management and Key Personnel under CG-5

Pursuant to CG-5 Guideline on a Sound Remuneration System issued by the HKMA, details of the remuneration for Senior Management and Key Personnel of the Group during the year are as follows:

(i) Remuneration awarded during the year

| | | 2014 | | | | | |
|------|-----------------------|-----------------------------|----------------|----------------|-------------------------|----------------|----------------|
| | | 高級管理人員 Senior Management | | | 主要人員 Key Personnel | | |
| | | 非遞延 Non- deferred | 遞延 Deferred | 總計 Total | 非遞延 Non- deferred | 遞延 Deferred | 總計 Total |
| | | 港幣百萬元 HK\$m | 港幣百萬元 HK\$m | 港幣百萬元 HK\$m | 港幣百萬元 HK\$m | 港幣百萬元 HK\$m | 港幣百萬元 HK\$m |
| 固定薪酬 | Fixed remuneration | | | | | | |
| 現金 | Cash | 46 | - | 46 | 51 | - | 51 |
| 浮動薪酬 | Variable remuneration | | | | | | |
| 現金 | Cash | 14 | 5 | 19 | 24 | 7 | 31 |
| 總計 | Total | 60 | 5 | 65 | 75 | 7 | 82 |
| | | 2013 | | | | | |
| | | 高級管理人員 Senior Management | | | 主要人員 Key Personnel | | |
| | | 非遞延 Non- deferred | 遞延 Deferred | 總計 Total | 非遞延 Non- deferred | 遞延 Deferred | 總計 Total |
| | | 港幣百萬元 HK\$m | 港幣百萬元 HK\$m | 港幣百萬元 HK\$m | 港幣百萬元 HK\$m | 港幣百萬元 HK\$m | 港幣百萬元 HK\$m |
| 固定薪酬 | Fixed remuneration | | | | | | |
| 現金 | Cash | 46 | - | 46 | 48 | - | 48 |
| 浮動薪酬 | Variable remuneration | | | | | | |
| 現金 | Cash | 14 | 5 | 19 | 21 | 7 | 28 |
| 總計 | Total | 60 | 5 | 65 | 69 | 7 | 76 |

以上薪酬包括 12 名 (2013 年: 11 名) 高級管理人員及 18 名 (2013 年: 17 名) 主要人員。

The remuneration above includes 12 (2013: 11) members of Senior Management and 18 (2013: 17) members of Key Personnel.

財務報表附註 (續) Notes to the Financial Statements (continued)

19. 董事、高層管理人員及主要人員酬金 (續) 19. Directors', senior management's and key personnel's emoluments (continued)

(b) CG-5 下高級管理人員及主要人員的薪酬 (續) (b) Remuneration for Senior Management and Key Personnel under CG-5 (continued)

(ii) 遞延薪酬

(ii) Deferred remuneration

| | | 2014 | | 2013 | |
|------------------|---|--------------------------------|-----------------------|--------------------------------|-----------------------|
| | | 高級管理人員 Senior Management | 主要人員 Key Personnel | 高級管理人員 Senior Management | 主要人員 Key Personnel |
| | | 港幣百萬元 HK\$m | 港幣百萬元 HK\$m | 港幣百萬元 HK\$m | 港幣百萬元 HK\$m |
| 遞延薪酬 | Deferred remuneration | | | | |
| 已歸屬 | Vested | 6 | 6 | 6 | 4 |
| 未歸屬 | Invested | 10 | 14 | 11 | 13 |
| | | 16 | 20 | 17 | 17 |
| 於 1 月 1 日 | At 1 January | 11 | 13 | 12 | 10 |
| 已授予 | Awarded | 5 | 7 | 5 | 7 |
| 已發放 | Paid out | (6) | (6) | (6) | (4) |
| 調整按績效評估 而扣減部分 | Reduced through performance adjustments | - | - | - | - |
| 於 12 月 31 日 | At 31 December | 10 | 14 | 11 | 13 |

就披露用途，本部分提及的高級管理人員及主要人員乃根據金管局《穩健的薪酬制度指引》定義。

高級管理人員：董事會指定的高級管理人員，負責總體策略或重要業務，包括總裁、副總裁、財務總監、風險總監、營運總監、董事會秘書以及集團稽核主管。

主要人員：個人業務活動涉及重大風險承擔，對風險暴露有重大影響，或個人職責對風險管理有直接、重大影響，或對盈利有直接影響的人員，包括業務盈利規模較大的單位主管、本集團主要附屬公司第一責任人、交易主管和首席交易員，以及對風險管理有直接影響的職能單位第一責任人。

For the purpose of disclosure, Senior Management and Key Personnel mentioned in this section are defined according to the HKMA's Guideline on a Sound Remuneration System.

Senior Management: The senior executives designated by the Board who are responsible for oversight of the firm-wide strategy or material business lines, including Chief Executive, Deputy Chief Executives, Chief Financial Officer, Chief Risk Officer, Chief Operating Officer, Board Secretary and Head of Group Audit.

Key Personnel: The employees whose individual business activities involve the assumption of material risk which may have significant impact on risk exposure, or whose individual responsibilities are directly and materially linked to the risk management, or those who have direct influence to the profit, including heads of material business lines, heads of major subsidiaries, Head of Trading and Chief Dealers, as well as heads of risk control functions.

財務報表附註 (續) Notes to the Financial Statements (continued)

20. 庫存現金及存放銀行及其他金融機構的結餘
20. Cash and balances with banks and other financial institutions

| | | 本集團 | | 本銀行 | |
|-----------------------|--|----------------|----------------|----------------|----------------|
| | | The Group | | The Bank | |
| | | 2014 | 2013 | 2014 | 2013 |
| | | 港幣百萬元 | 港幣百萬元 | 港幣百萬元 | 港幣百萬元 |
| | | HK\$'m | HK\$'m | HK\$'m | HK\$'m |
| 庫存現金 | Cash | 9,749 | 9,456 | 8,975 | 8,344 |
| 存放中央銀行的結餘 | Balances with central banks | 104,317 | 139,022 | 85,139 | 121,483 |
| 存放銀行及其他金融機構的結餘 | Balances with banks and other financial institutions | 224,146 | 110,202 | 218,184 | 109,193 |
| 在銀行及其他金融機構一個月內到期之定期存放 | Placements with banks and other financial institutions maturing within one month | 60,040 | 94,800 | 39,116 | 86,231 |
| | | 398,252 | 353,480 | 351,414 | 325,251 |

21. 公平值變化計入損益之金融資產
21. Financial assets at fair value through profit or loss

| | | 本集團 | | | | | |
|--------------------|----------------------------|--|---------------|--------------|--------------|---------------|---------------|
| | | The Group | | | | | |
| | | 界定為以公平值變化計入損益之金融資產 | | | | 總計 | |
| 交易性證券 | | Financial assets designated at fair value through profit or loss | | Total | | | |
| Trading securities | | | | | | | |
| 2014 | 2013 | 2014 | 2013 | 2014 | 2013 | | |
| 港幣百萬元 | 港幣百萬元 | 港幣百萬元 | 港幣百萬元 | 港幣百萬元 | 港幣百萬元 | | |
| HK\$'m | HK\$'m | HK\$'m | HK\$'m | HK\$'m | HK\$'m | | |
| 按公平值列賬 | At fair value | | | | | | |
| 債務證券 | Debt securities | | | | | | |
| - 於香港上市 | - Listed in Hong Kong | 9,424 | 7,811 | 742 | 759 | 10,166 | 8,570 |
| - 於香港以外上市 | - Listed outside Hong Kong | 3,476 | 459 | 615 | 1,079 | 4,091 | 1,538 |
| | | 12,900 | 8,270 | 1,357 | 1,838 | 14,257 | 10,108 |
| - 非上市 | - Unlisted | 19,418 | 13,397 | - | - | 19,418 | 13,397 |
| | | 32,318 | 21,667 | 1,357 | 1,838 | 33,675 | 23,505 |
| 存款證 | Certificates of deposit | | | | | | |
| - 於香港以外上市 | - Listed outside Hong Kong | 119 | - | - | - | 119 | - |
| - 非上市 | - Unlisted | 1,309 | 139 | - | - | 1,309 | 139 |
| | | 1,428 | 139 | - | - | 1,428 | 139 |
| 股份證券 | Equity securities | | | | | | |
| - 於香港上市 | - Listed in Hong Kong | 3 | 3 | - | - | 3 | 3 |
| - 非上市 | - Unlisted | - | 355 | - | - | - | 355 |
| | | 3 | 358 | - | - | 3 | 358 |
| 總計 | Total | 33,749 | 22,164 | 1,357 | 1,838 | 35,106 | 24,002 |

財務報表附註 (續) **Notes to the Financial Statements (continued)**

21. 公平值變化計入損益之金融資產 (續) **21. Financial assets at fair value through profit or loss (continued)**

| | | 本銀行 The Bank | | | | | |
|-----------|----------------------------|--|----------------|----------------|----------------|----------------|----------------|
| | | 界定為以公平值變化計入損益之金融資產 Financial assets designated at fair value through profit or loss | | | | 總計 Total | |
| | | 交易性證券 Trading securities | | | | | |
| | | 2014 | 2013 | 2014 | 2013 | 2014 | 2013 |
| | | 港幣百萬元 HK\$m | 港幣百萬元 HK\$m | 港幣百萬元 HK\$m | 港幣百萬元 HK\$m | 港幣百萬元 HK\$m | 港幣百萬元 HK\$m |
| 按公平值列賬 | At fair value | | | | | | |
| 債務證券 | Debt securities | | | | | | |
| - 於香港上市 | - Listed in Hong Kong | 9,424 | 7,811 | - | - | 9,424 | 7,811 |
| - 於香港以外上市 | - Listed outside Hong Kong | 3,476 | 459 | - | - | 3,476 | 459 |
| | | 12,900 | 8,270 | - | - | 12,900 | 8,270 |
| - 非上市 | - Unlisted | 12,009 | 9,275 | - | - | 12,009 | 9,275 |
| | | 24,909 | 17,545 | - | - | 24,909 | 17,545 |
| 存款證 | Certificates of deposit | | | | | | |
| - 於香港以外上市 | - Listed outside Hong Kong | 119 | - | - | - | 119 | - |
| - 非上市 | - Unlisted | 1,243 | 96 | - | - | 1,243 | 96 |
| | | 1,362 | 96 | - | - | 1,362 | 96 |
| 股份證券 | Equity securities | | | | | | |
| - 於香港上市 | - Listed in Hong Kong | 3 | 3 | - | - | 3 | 3 |
| 總計 | Total | 26,274 | 17,644 | - | - | 26,274 | 17,644 |

財務報表附註 (續) Notes to the Financial Statements (continued)

21. 公平值變化計入損益之金融資產 (續) 21. Financial assets at fair value through profit or loss (continued)

公平值變化計入損益之金融資產按發行機構之分類如下：

Financial assets at fair value through profit or loss are analysed by type of issuer as follows:

| | | 本集團 The Group | | 本銀行 The Bank | |
|-----------|--|------------------------|------------------------|------------------------|------------------------|
| | | 2014 港幣百萬元 HK\$m | 2013 港幣百萬元 HK\$m | 2014 港幣百萬元 HK\$m | 2013 港幣百萬元 HK\$m |
| 官方實體 | Sovereigns | 19,102 | 17,560 | 11,717 | 13,495 |
| 公營單位* | Public sector entities* | 309 | 17 | 309 | 1 |
| 銀行及其他金融機構 | Banks and other financial institutions | 11,667 | 3,432 | 11,498 | 3,227 |
| 公司企業 | Corporate entities | 4,028 | 2,993 | 2,750 | 921 |
| | | 35,106 | 24,002 | 26,274 | 17,644 |

* 包括在《銀行業(資本)規則》內分類為認可公營單位的本集團及本銀行公平值變化計入損益之金融資產分別為港幣 3.09 億元 (2013 年: 港幣 0.01 億元) 及港幣 3.09 億元 (2013 年: 港幣 0.01 億元)。

* Included financial assets at fair value through profit or loss of the Group and the Bank of HK\$309 million (2013: HK\$1 million) and HK\$309 million (2013: HK\$1 million) respectively which are eligible to be classified as public sector entities under the Banking (Capital) Rules.

公平值變化計入損益之金融資產分類如下：

Financial assets at fair value through profit or loss are analysed as follows:

| | | 本集團 The Group | | 本銀行 The Bank | |
|-----|-------------------------|------------------------|------------------------|------------------------|------------------------|
| | | 2014 港幣百萬元 HK\$m | 2013 港幣百萬元 HK\$m | 2014 港幣百萬元 HK\$m | 2013 港幣百萬元 HK\$m |
| 庫券 | Treasury bills | 11,990 | 9,895 | 4,605 | 5,829 |
| 存款證 | Certificates of deposit | 1,428 | 139 | 1,362 | 96 |
| 其他 | Others | 21,688 | 13,968 | 20,307 | 11,719 |
| | | 35,106 | 24,002 | 26,274 | 17,644 |

財務報表附註 (續) Notes to the Financial Statements (continued)

22. 衍生金融工具及對沖會計 22. Derivative financial instruments and hedge accounting

本集團訂立下列匯率、利率、商品及股份權益相關的衍生金融工具合約作買賣及風險管理之用：

貨幣遠期是指於未來某一日期買或賣外幣的承諾。利率期貨是指根據合約按照利率的變化收取或支付一個淨金額的合約，或在交易所管理的金融市場上按約定價格在未來的某一日期買進或賣出利率金融工具的合約。遠期利率協議是經單獨協商而達成的利率期貨合約，要求在未來某一日期根據合約利率與市場利率的差異及名義本金的金額進行計算及現金交割。

貨幣、利率及貴金屬掉期是指交換不同現金流或商品的承諾。掉期的結果是交換不同貨幣、利率（如固定利率與浮動利率）或貴金屬（如白銀掉期）或以上的所有組合（如交叉貨幣利率掉期）。除某些貨幣掉期合約外，該等交易無需交換本金。

外匯、利率、貴金屬及股份權益期權是指期權的賣方（出讓方）為買方（持有方）提供在未來某一特定日期或未來一定時期內按約定的價格買進（認購期權）或賣出（認沽期權）一定數量的金融工具的權利（而非承諾）的一種協議。考慮到外匯和利率風險，期權的賣方從購買方收取一定的期權費。本集團期權合約是與對手方在場外協商達成或透過交易所進行（如於交易所進行買賣之期權）。

The Group enters into the following exchange rate, interest rate, commodity and equity related derivative financial instrument contracts for trading and risk management purposes:

Currency forwards represent commitments to purchase and sell foreign currency on a future date. Interest rate futures are contractual obligations to receive or pay a net amount based on changes in interest rates or buy or sell interest rate financial instruments on a future date at an agreed price in the financial market under the administration of the stock exchange. Forward rate agreements are individually negotiated interest rate futures that call for a cash settlement at a future date for the difference between a contract rate of interest and the current market rate, based on a notional principal amount.

Currency, interest rate and precious metal swaps are commitments to exchange one set of cash flows or commodity for another. Swaps result in an exchange of currencies, interest rates (for example, fixed rate for floating rate), or precious metals (for example, silver swaps) or a combination of all these (for example, cross-currency interest rate swaps). Except for certain currency swap contracts, no exchange of principal takes place.

Foreign currency, interest rate, precious metal and equity options are contractual agreements under which the seller (writer) grants the purchaser (holder) the right, but not the obligation, either to buy (a call option) or sell (a put option) at or by a set date or during a set period, a specific amount of the financial instrument at a predetermined price. In consideration for the assumption of foreign exchange and interest rate risk, the seller receives a premium from the purchaser. Options are negotiated over-the-counter ("OTC") between the Group and its counterparty or traded through the stock exchange (for example, exchange-traded stock option).

財務報表附註 (續) Notes to the Financial Statements (continued)

22. 衍生金融工具及對沖會計 (續) 22. Derivative financial instruments and hedge accounting (continued)

本集團之衍生金融工具合約／名義數額及其公平值詳列於下表。各類型金融工具的合約／名義數額僅顯示於資產負債表日未完成之交易量，而若干金融工具之合約／名義數額則提供了一個與資產負債表內所確認的公平值資產或負債的對比基礎。但是，這並不反映所涉及的未來的現金流或當前的公平值，因而也不能反映本集團所面臨的信貸風險或市場風險。隨著與衍生金融工具合約條款相關的匯率、市場利率、貴金屬價格或股份權益價格的波動，衍生金融工具的估值可能產生有利（資產）或不利（負債）的影響，這些影響可能在不同期間有較大的波動。

(a) 衍生金融工具

本集團進行場內及場外衍生產品交易的主要目的是開展客戶業務。集團與客戶及同業市場所做的衍生產品交易均需嚴格遵從本集團各相關風險管理政策及規定。

衍生產品亦應用於管理銀行賬的利率風險，只有在獲批准之產品名單上載有的衍生產品方可進行交易。由衍生產品交易產生的風險承擔名義數額以設限控制，並制訂交易的最長期限。每宗衍生產品交易必須記錄於相應的系統，以進行結算、市場劃價、報告及監控。

The contract/notional amounts and fair values of derivative financial instruments held by the Group are set out in the following tables. The contract/notional amounts of these instruments indicate the volume of transactions outstanding at the balance sheet dates and certain of them provide a basis for comparison with fair value instruments recognised on the balance sheets. However, they do not necessarily indicate the amounts of future cash flows involved or the current fair values of the instruments and, therefore, do not indicate the Group's exposure to credit or market risks. The derivative financial instruments become favourable (assets) or unfavourable (liabilities) as a result of fluctuations in foreign exchange rates, market interest rates, metal prices or equity prices relative to their terms. The aggregate fair values of derivative financial instruments can fluctuate significantly from time to time.

(a) Derivative financial instruments

The Group trades derivative products (both exchange-traded or OTC) mainly for customer business. The Group strictly follows risk management policies and requirement in providing derivative products to our customers and in trading of derivative products in the interbank market.

Derivatives are also used to manage the interest rate risk of the banking book. A derivative instrument must be included in the approved product list before any transactions for that instrument can be made. There are limits to control the notional amount of exposure arising from derivative transactions, and the maximum tenor of the deal is set. Every derivative transaction must be input into the relevant system for settlement, mark-to-market revaluation, reporting and control.

財務報表附註 (續) Notes to the Financial Statements (continued)

22. 衍生金融工具及對沖會計 (續) 22. Derivative financial instruments and hedge accounting (continued)

(a) 衍生金融工具 (續)

下表概述各類衍生金融工具於 12 月 31 日之合約/名義數額：

(a) Derivative financial instruments (continued)

The following tables summarise the contract/notional amounts of each class of derivative financial instrument as at 31 December:

| | | 本集團 The Group | | | |
|----------|--------------------------|------------------|--|------------------|--|
| | | 2014 | | | |
| | 買賣 Trading | 風險對沖 Hedging | 不符合採用 對沖會計法 Not qualified for hedge accounting | 總計 Total | |
| | 港幣百萬元 HK\$m | 港幣百萬元 HK\$m | 港幣百萬元 HK\$m | 港幣百萬元 HK\$m | |
| 匯率合約 | Exchange rate contracts | | | | |
| 即期、遠期及期貨 | 345,522 | - | - | 345,522 | |
| 掉期 | 1,122,849 | - | - | 1,122,849 | |
| 外匯交易期權 | Foreign currency options | | | | |
| - 買入期權 | 35,101 | - | - | 35,101 | |
| - 賣出期權 | 33,654 | - | - | 33,654 | |
| | <u>1,537,126</u> | - | - | <u>1,537,126</u> | |
| 利率合約 | Interest rate contracts | | | | |
| 期貨 | 4,156 | - | - | 4,156 | |
| 掉期 | 334,572 | 74,405 | 3,848 | 412,825 | |
| | <u>338,728</u> | <u>74,405</u> | <u>3,848</u> | <u>416,981</u> | |
| 商品合約 | 6,547 | - | - | 6,547 | |
| 股份權益合約 | 4,253 | - | - | 4,253 | |
| 信貸衍生工具合約 | 78 | - | - | 78 | |
| 總計 | <u>1,886,732</u> | <u>74,405</u> | <u>3,848</u> | <u>1,964,985</u> | |

不符合採用對沖會計法：為遵循《銀行業(披露)規則》要求，需獨立披露不符合採用對沖會計法資格，但與指定以公平價值經收益表入賬的金融工具一併管理的衍生工具合約。

Not qualified for hedge accounting: derivative contracts which do not qualify as hedges for accounting purposes but are managed in conjunction with the financial instruments designated at fair value through profit or loss are separately disclosed in compliance with the requirements set out in the Banking (Disclosure) Rules.

財務報表附註 (續) Notes to the Financial Statements (continued)

22. 衍生金融工具及對沖會計 (續) 22. Derivative financial instruments and hedge accounting (continued)

(a) 衍生金融工具 (續) (a) Derivative financial instruments (continued)

| | | 本集團 The Group | | | |
|----------|----------------------------|------------------|-----------------|--|------------------|
| | | 2013 | | | |
| | | 買賣 Trading | 風險對沖 Hedging | 不符合採用 對沖會計法 Not qualified for hedge accounting | 總計 Total |
| | | 港幣百萬元 HK\$'m | 港幣百萬元 HK\$'m | 港幣百萬元 HK\$'m | 港幣百萬元 HK\$'m |
| 匯率合約 | Exchange rate contracts | | | | |
| 即期、遠期及期貨 | Spot, forwards and futures | 302,252 | - | - | 302,252 |
| 掉期 | Swaps | 687,225 | - | - | 687,225 |
| 外匯交易期權 | Foreign currency options | | | | |
| - 買入期權 | - Options purchased | 20,982 | - | - | 20,982 |
| - 賣出期權 | - Options written | 23,457 | - | - | 23,457 |
| | | <u>1,033,916</u> | <u>-</u> | <u>-</u> | <u>1,033,916</u> |
| 利率合約 | Interest rate contracts | | | | |
| 期貨 | Futures | 2,790 | - | - | 2,790 |
| 掉期 | Swaps | 267,140 | 86,803 | 4,177 | 358,120 |
| | | <u>269,930</u> | <u>86,803</u> | <u>4,177</u> | <u>360,910</u> |
| 商品合約 | Commodity contracts | 5,367 | - | - | 5,367 |
| 股份權益合約 | Equity contracts | 2,099 | - | - | 2,099 |
| 其他合約 | Other contracts | 59 | - | - | 59 |
| 總計 | Total | <u>1,311,371</u> | <u>86,803</u> | <u>4,177</u> | <u>1,402,351</u> |

財務報表附註 (續) **Notes to the Financial Statements (continued)**

22. 衍生金融工具及對沖會計 (續) 22. Derivative financial instruments and hedge accounting (continued)

(a) 衍生金融工具 (續) (a) Derivative financial instruments (continued)

| | | 本銀行 The Bank | | | |
|----------|-----------------------------|------------------|-----------------|--|------------------|
| | | 2014 | | | |
| | | 買賣 Trading | 風險對沖 Hedging | 不符合採用 對沖會計法 Not qualified for hedge accounting | 總計 Total |
| | | 港幣百萬元 HK\$m | 港幣百萬元 HK\$m | 港幣百萬元 HK\$m | 港幣百萬元 HK\$m |
| 匯率合約 | Exchange rate contracts | | | | |
| 即期、遠期及期貨 | Spot, forwards and futures | 333,799 | - | - | 333,799 |
| 掉期 | Swaps | 1,117,999 | - | - | 1,117,999 |
| 外匯交易期權 | Foreign currency options | | | | |
| - 買入期權 | - Options purchased | 35,101 | - | - | 35,101 |
| - 賣出期權 | - Options written | 33,686 | - | - | 33,686 |
| | | <u>1,520,585</u> | - | - | <u>1,520,585</u> |
| 利率合約 | Interest rate contracts | | | | |
| 期貨 | Futures | 4,156 | - | - | 4,156 |
| 掉期 | Swaps | 327,409 | 74,405 | 3,507 | 405,321 |
| | | <u>331,565</u> | <u>74,405</u> | <u>3,507</u> | <u>409,477</u> |
| 商品合約 | Commodity contracts | 6,752 | - | - | 6,752 |
| 股份權益合約 | Equity contracts | 3,993 | - | - | 3,993 |
| 信貸衍生工具合約 | Credit derivative contracts | 78 | - | - | 78 |
| 總計 | Total | <u>1,862,973</u> | <u>74,405</u> | <u>3,507</u> | <u>1,940,885</u> |

財務報表附註 (續) **Notes to the Financial Statements (continued)**

22. 衍生金融工具及對沖會計 (續) 22. Derivative financial instruments and hedge accounting (continued)

(a) 衍生金融工具 (續) (a) Derivative financial instruments (continued)

| | | 本銀行 The Bank | | | |
|----------|----------------------------|------------------|-----------------|--|------------------|
| | | 2013 | | | |
| | | 買賣 Trading | 風險對沖 Hedging | 不符合採用 對沖會計法 Not qualified for hedge accounting | 總計 Total |
| | | 港幣百萬元 HK\$m | 港幣百萬元 HK\$m | 港幣百萬元 HK\$m | 港幣百萬元 HK\$m |
| 匯率合約 | Exchange rate contracts | | | | |
| 即期、遠期及期貨 | Spot, forwards and futures | 287,682 | - | - | 287,682 |
| 掉期 | Swaps | 666,716 | - | - | 666,716 |
| 外匯交易期權 | Foreign currency options | | | | |
| - 買入期權 | - Options purchased | 20,982 | - | - | 20,982 |
| - 賣出期權 | - Options written | 23,503 | - | - | 23,503 |
| | | <u>998,883</u> | <u>-</u> | <u>-</u> | <u>998,883</u> |
| 利率合約 | Interest rate contracts | | | | |
| 期貨 | Futures | 2,790 | - | - | 2,790 |
| 掉期 | Swaps | 259,319 | 86,803 | 3,507 | 349,629 |
| | | <u>262,109</u> | <u>86,803</u> | <u>3,507</u> | <u>352,419</u> |
| 商品合約 | Commodity contracts | 5,267 | - | - | 5,267 |
| 股份權益合約 | Equity contracts | 2,099 | - | - | 2,099 |
| 其他合約 | Other contracts | 55 | - | - | 55 |
| 總計 | Total | <u>1,268,413</u> | <u>86,803</u> | <u>3,507</u> | <u>1,358,723</u> |

財務報表附註 (續) Notes to the Financial Statements (continued)

22. 衍生金融工具及對沖會計 (續) 22. Derivative financial instruments and hedge accounting (continued)

(a) 衍生金融工具 (續)

下表概述各類衍生金融工具於 12 月 31 日之公平值：

(a) Derivative financial instruments (continued)

The following tables summarise the fair values of each class of derivative financial instrument as at 31 December:

| | | 本集團 The Group | | | | | | | |
|----------|----------------------------|----------------------------|-----------------|---|-----------------|---------------------------------|-----------------|---|-----------------|
| | | 2014 | | | | | | | |
| | | 公平值資產 Fair value assets | | | | 公平值負債 Fair value liabilities | | | |
| | | 買賣 Trading | 風險對沖 Hedging | 不符合採用 對沖會計法 Not qualified for hedge accounting | 總計 Total | 買賣 Trading | 風險對沖 Hedging | 不符合採用 對沖會計法 Not qualified for hedge accounting | 總計 Total |
| | | 港幣百萬元 HK\$'m | 港幣百萬元 HK\$'m | 港幣百萬元 HK\$'m | 港幣百萬元 HK\$'m | 港幣百萬元 HK\$'m | 港幣百萬元 HK\$'m | 港幣百萬元 HK\$'m | 港幣百萬元 HK\$'m |
| 匯率合約 | Exchange rate contracts | | | | | | | | |
| 即期、遠期及期貨 | Spot, forwards and futures | 12,208 | - | - | 12,208 | (7,392) | - | - | (7,392) |
| 掉期 | Swaps | 12,480 | - | - | 12,480 | (9,828) | - | - | (9,828) |
| 外匯交易期權 | Foreign currency options | | | | | | | | |
| - 買入期權 | - Options purchased | 4,676 | - | - | 4,676 | - | - | - | - |
| - 賣出期權 | - Options written | - | - | - | - | (207) | - | - | (207) |
| | | 29,364 | - | - | 29,364 | (17,427) | - | - | (17,427) |
| 利率合約 | Interest rate contracts | | | | | | | | |
| 期貨 | Futures | 2 | - | - | 2 | (3) | - | - | (3) |
| 掉期 | Swaps | 1,311 | 2,270 | 2 | 3,583 | (1,881) | (1,128) | (50) | (3,059) |
| | | 1,313 | 2,270 | 2 | 3,585 | (1,884) | (1,128) | (50) | (3,062) |
| 商品合約 | Commodity contracts | 328 | - | - | 328 | (202) | - | - | (202) |
| 股份權益合約 | Equity contracts | 82 | - | - | 82 | (81) | - | - | (81) |
| 總計 | Total | 31,087 | 2,270 | 2 | 33,359 | (19,594) | (1,128) | (50) | (20,772) |

財務報表附註 (續) **Notes to the Financial Statements (continued)**

22. 衍生金融工具及對沖會計 (續) 22. Derivative financial instruments and hedge accounting (continued)

(a) 衍生金融工具 (續) (a) Derivative financial instruments (continued)

| | | 本集團 The Group | | | | | | | |
|----------|----------------------------|----------------------------|--------------|---|---------------|---------------------------------|----------------|---|-----------------|
| | | 2013 | | | | | | | |
| | | 公平值資產 Fair value assets | | | | 公平值負債 Fair value liabilities | | | |
| | | 買賣 | 風險對沖 | 不符合採用 對沖會計法 Not qualified for hedge accounting | 總計 | 買賣 | 風險對沖 | 不符合採用 對沖會計法 Not qualified for hedge accounting | 總計 |
| | | Trading | Hedging | | Total | Trading | Hedging | | Total |
| | | 港幣百萬元 | 港幣百萬元 | 港幣百萬元 | 港幣百萬元 | 港幣百萬元 | 港幣百萬元 | 港幣百萬元 | 港幣百萬元 |
| | | HK\$m | HK\$m | HK\$m | HK\$m | HK\$m | HK\$m | HK\$m | HK\$m |
| 匯率合約 | Exchange rate contracts | | | | | | | | |
| 即期、遠期及期貨 | Spot, forwards and futures | 14,208 | - | - | 14,208 | (10,000) | - | - | (10,000) |
| 掉期 | Swaps | 5,348 | - | - | 5,348 | (5,005) | - | - | (5,005) |
| 外匯交易期權 | Foreign currency options | | | | | | | | |
| - 買入期權 | - Options purchased | 58 | - | - | 58 | - | - | - | - |
| - 賣出期權 | - Options written | - | - | - | - | (150) | - | - | (150) |
| | | <u>19,614</u> | <u>-</u> | <u>-</u> | <u>19,614</u> | <u>(15,155)</u> | <u>-</u> | <u>-</u> | <u>(15,155)</u> |
| 利率合約 | Interest rate contracts | | | | | | | | |
| 期貨 | Futures | 1 | - | - | 1 | (1) | - | - | (1) |
| 掉期 | Swaps | 1,767 | 3,359 | 5 | 5,131 | (2,191) | (1,127) | (64) | (3,382) |
| | | <u>1,768</u> | <u>3,359</u> | <u>5</u> | <u>5,132</u> | <u>(2,192)</u> | <u>(1,127)</u> | <u>(64)</u> | <u>(3,383)</u> |
| 商品合約 | Commodity contracts | 472 | - | - | 472 | (185) | - | - | (185) |
| 股份權益合約 | Equity contracts | 24 | - | - | 24 | (24) | - | - | (24) |
| 總計 | Total | <u>21,878</u> | <u>3,359</u> | <u>5</u> | <u>25,242</u> | <u>(17,556)</u> | <u>(1,127)</u> | <u>(64)</u> | <u>(18,747)</u> |

財務報表附註 (續) Notes to the Financial Statements (continued)

22. 衍生金融工具及對沖會計 (續) 22. Derivative financial instruments and hedge accounting (continued)

(a) 衍生金融工具 (續) (a) Derivative financial instruments (continued)

| | | 本銀行 The Bank 2014 | | | | | | | |
|----------|----------------------------|----------------------------|-----------------|---|---------------------------------|-----------------|-----------------|---|-----------------|
| | | 公平值資產 Fair value assets | | | 公平值負債 Fair value liabilities | | | | |
| | | 買賣 Trading | 風險對沖 Hedging | 不符合採用 對沖會計法 Not qualified for hedge accounting | 總計 Total | 買賣 Trading | 風險對沖 Hedging | 不符合採用 對沖會計法 Not qualified for hedge accounting | 總計 Total |
| | | 港幣百萬元 HK\$m | 港幣百萬元 HK\$m | 港幣百萬元 HK\$m | 港幣百萬元 HK\$m | 港幣百萬元 HK\$m | 港幣百萬元 HK\$m | 港幣百萬元 HK\$m | 港幣百萬元 HK\$m |
| 匯率合約 | Exchange rate contracts | | | | | | | | |
| 即期、遠期及期貨 | Spot, forwards and futures | 11,671 | - | - | 11,671 | (7,169) | - | - | (7,169) |
| 掉期 | Swaps | 12,474 | - | - | 12,474 | (9,778) | - | - | (9,778) |
| 外匯交易期權 | Foreign currency options | | | | | | | | |
| - 買入期權 | - Options purchased | 4,676 | - | - | 4,676 | - | - | - | - |
| - 賣出期權 | - Options written | - | - | - | - | (207) | - | - | (207) |
| | | <u>28,821</u> | <u>-</u> | <u>-</u> | <u>28,821</u> | <u>(17,154)</u> | <u>-</u> | <u>-</u> | <u>(17,154)</u> |
| 利率合約 | Interest rate contracts | | | | | | | | |
| 期貨 | Futures | 2 | - | - | 2 | (3) | - | - | (3) |
| 掉期 | Swaps | 1,323 | 2,270 | 2 | 3,595 | (1,868) | (1,128) | (20) | (3,016) |
| | | <u>1,325</u> | <u>2,270</u> | <u>2</u> | <u>3,597</u> | <u>(1,871)</u> | <u>(1,128)</u> | <u>(20)</u> | <u>(3,019)</u> |
| 商品合約 | Commodity contracts | 320 | - | - | 320 | (202) | - | - | (202) |
| 股份權益合約 | Equity contracts | 82 | - | - | 82 | (81) | - | - | (81) |
| 總計 | Total | <u>30,548</u> | <u>2,270</u> | <u>2</u> | <u>32,820</u> | <u>(19,308)</u> | <u>(1,128)</u> | <u>(20)</u> | <u>(20,456)</u> |

財務報表附註 (續) Notes to the Financial Statements (continued)

22. 衍生金融工具及對沖會計 (續) 22. Derivative financial instruments and hedge accounting (continued)

(a) 衍生金融工具 (續) (a) Derivative financial instruments (continued)

| | | 本銀行 The Bank 2013 | | | | | | | |
|----------|----------------------------|----------------------------|-----------------|---|----------------|---------------------------------|-----------------|---|-----------------|
| | | 公平值資產 Fair value assets | | | | 公平值負債 Fair value liabilities | | | |
| | | 買賣 Trading | 風險對沖 Hedging | 不符合採用 對沖會計法 Not qualified for hedge accounting | 總計 Total | 買賣 Trading | 風險對沖 Hedging | 不符合採用 對沖會計法 Not qualified for hedge accounting | 總計 Total |
| | | 港幣百萬元 HK\$m | 港幣百萬元 HK\$m | 港幣百萬元 HK\$m | 港幣百萬元 HK\$m | 港幣百萬元 HK\$m | 港幣百萬元 HK\$m | 港幣百萬元 HK\$m | 港幣百萬元 HK\$m |
| 匯率合約 | Exchange rate contracts | | | | | | | | |
| 即期、遠期及期貨 | Spot, forwards and futures | 13,627 | - | - | 13,627 | (9,821) | - | - | (9,821) |
| 掉期 | Swaps | 5,333 | - | - | 5,333 | (4,903) | - | - | (4,903) |
| 外匯交易期權 | Foreign currency options | | | | | | | | |
| - 買入期權 | - Options purchased | 58 | - | - | 58 | - | - | - | - |
| - 賣出期權 | - Options written | - | - | - | - | (150) | - | - | (150) |
| | | <u>19,018</u> | <u>-</u> | <u>-</u> | <u>19,018</u> | <u>(14,874)</u> | <u>-</u> | <u>-</u> | <u>(14,874)</u> |
| 利率合約 | Interest rate contracts | | | | | | | | |
| 期貨 | Futures | 1 | - | - | 1 | (1) | - | - | (1) |
| 掉期 | Swaps | 1,785 | 3,359 | 5 | 5,149 | (2,162) | (1,127) | (16) | (3,305) |
| | | <u>1,786</u> | <u>3,359</u> | <u>5</u> | <u>5,150</u> | <u>(2,163)</u> | <u>(1,127)</u> | <u>(16)</u> | <u>(3,306)</u> |
| 商品合約 | Commodity contracts | 456 | - | - | 456 | (184) | - | - | (184) |
| 股份權益合約 | Equity contracts | 24 | - | - | 24 | (24) | - | - | (24) |
| 總計 | Total | <u>21,284</u> | <u>3,359</u> | <u>5</u> | <u>24,648</u> | <u>(17,245)</u> | <u>(1,127)</u> | <u>(16)</u> | <u>(18,388)</u> |

財務報表附註 (續) Notes to the Financial Statements (continued)

22. 衍生金融工具及對沖會計 (續) 22. Derivative financial instruments and hedge accounting (continued)

(a) 衍生金融工具 (續)

下表列出上述衍生金融工具之信貸風險加權數額，並參照有關資本充足比率之金管局報表的填報指示而編製。

(a) Derivative financial instruments (continued)

The table below gives the credit risk-weighted amounts of the above derivative financial instruments and is prepared with reference to the Completion Instructions for the HKMA return of capital adequacy ratio.

| | 本集團 The Group | | 本銀行 The Bank | |
|--------|------------------------|------------------------|------------------------|------------------------|
| | 2014 港幣百萬元 HK\$m | 2013 港幣百萬元 HK\$m | 2014 港幣百萬元 HK\$m | 2013 港幣百萬元 HK\$m |
| 匯率合約 | | | | |
| 遠期及期貨 | 1,611 | 1,149 | 1,503 | 955 |
| 掉期 | 4,628 | 3,963 | 4,621 | 3,909 |
| 外匯交易期權 | | | | |
| - 買入期權 | 1,569 | 144 | 1,569 | 144 |
| | 7,808 | 5,256 | 7,693 | 5,008 |
| 利率合約 | | | | |
| 期貨 | 1 | 1 | 1 | 1 |
| 掉期 | 728 | 1,541 | 718 | 1,526 |
| | 729 | 1,542 | 719 | 1,527 |
| 商品合約 | - | 4 | - | 4 |
| 股份權益合約 | 208 | 144 | 200 | 144 |
| 總計 | 8,745 | 6,946 | 8,612 | 6,683 |

信貸風險加權數額是根據《銀行業(資本)規則》計算。此數額取決於交易對手之情況及各類合約之期限特性。

The credit risk-weighted amounts are calculated in accordance with the Banking (Capital) Rules. The amounts are dependent upon the status of the counterparty and the maturity characteristics of each type of contract.

本集團及本銀行與有效雙邊淨額結算協議有關的衍生交易公平值總額分別為港幣 109.46 億元 (2013 年: 港幣 1.73 億元) 及港幣 109.55 億元 (2013 年: 港幣 1.73 億元)，有效雙邊淨額結算協議的效果為港幣 71.66 億元 (2013 年: 港幣 1.54 億元) 及港幣 71.75 億元 (2013 年: 港幣 1.54 億元)。

The total fair values of derivatives subject to valid bilateral netting agreements for the Group and the Bank amounted to HK\$10,946 million (2013: HK\$173 million) and HK\$10,955 million (2013: HK\$173 million) and the effect of valid bilateral netting agreements amounted to HK\$7,166 million (2013: HK\$154 million) and HK\$7,175 million (2013: HK\$154 million) respectively.

財務報表附註 (續) Notes to the Financial Statements (continued)

22. 衍生金融工具及對沖會計 (續) 22. Derivative financial instruments and hedge accounting (continued)

(b) 對沖會計

界定為對沖工具之衍生金融工具於 12 月 31 日的公平值如下：

(b) Hedge accounting

The fair values of derivative financial instruments designated as hedging instruments as at 31 December are as follows:

| | | 本集團及本銀行 The Group and the Bank | | | |
|-------|-------------------|-----------------------------------|-------------------|----------------|-------------------|
| | | 2014 | | 2013 | |
| | | 資產 Assets | 負債 Liabilities | 資產 Assets | 負債 Liabilities |
| | | 港幣百萬元 HK\$m | 港幣百萬元 HK\$m | 港幣百萬元 HK\$m | 港幣百萬元 HK\$m |
| 公平值對沖 | Fair value hedges | 2,270 | (1,128) | 3,359 | (1,127) |

(i) 公平值對沖

本集團利用利率掉期合約對沖由市場利率引致的金融資產及負債公平值變動。

公平值對沖於年內反映於淨交易性收益中之收益或虧損如下：

(i) Fair value hedges

The Group uses interest rate swaps to hedge against change in fair value of financial assets and liabilities arising from movements in market interest rates.

Gains or losses on fair value hedges reflected in net trading gain for the year are as follows:

| | | 本集團及本銀行 The Group and the Bank | | | |
|----------|-----------------------|-----------------------------------|-----------------------------|------------------------|-----------------------------|
| | | 2014 | | 2013 | |
| | | 被對沖資產 Hedged assets | 被對沖負債 Hedged liabilities | 被對沖資產 Hedged assets | 被對沖負債 Hedged liabilities |
| | | 港幣百萬元 HK\$m | 港幣百萬元 HK\$m | 港幣百萬元 HK\$m | 港幣百萬元 HK\$m |
| 淨(虧損)/收益 | Net (loss)/gain | | | | |
| - 對沖工具 | - hedging instruments | (1,708) | 86 | 2,284 | (1,467) |
| - 被對沖項目 | - hedged items | 1,841 | 141 | (2,284) | 2,031 |
| | | 133 | 227 | - | 564 |

財務報表附註 (續) **Notes to the Financial Statements (continued)**

22. 衍生金融工具及對沖會計 (續) **22. Derivative financial instruments and hedge accounting (continued)**

(b) 對沖會計 (續)

(b) Hedge accounting (continued)

(ii) 海外運作淨投資對沖

(ii) Hedges of net investments in foreign operations

於 2014 年 12 月 31 日，本集團界定部分人民幣計值的客戶存款合共港幣 17.66 億元 (2013 年：港幣 18.88 億元) 為對沖工具，用以對沖海外運作淨投資。

As at 31 December 2014, a proportion of the Group's RMB-denominated deposits from customers of HK\$1,766 million (2013: HK\$1,888 million) were designated as a hedging instrument to hedge against the net investments in foreign operations.

年內沒有無效部分之收益或虧損於收益表內確認 (2013 年：無)。

There were no gains or losses on ineffective portion recognised in the income statement during the year (2013: Nil).

財務報表附註 (續) Notes to the Financial Statements (continued)

23. 貸款及其他賬項 23. Advances and other accounts

| | 本集團 The Group | | 本銀行 The Bank | |
|---------|------------------------|------------------------|------------------------|------------------------|
| | 2014 港幣百萬元 HK\$m | 2013 港幣百萬元 HK\$m | 2014 港幣百萬元 HK\$m | 2013 港幣百萬元 HK\$m |
| 個人貸款 | 283,919 | 254,477 | 239,153 | 214,560 |
| 公司貸款 | 676,982 | 603,787 | 542,174 | 472,952 |
| 客戶貸款* | 960,901 | 858,264 | 781,327 | 687,512 |
| 貸款減值準備 | | | | |
| - 按個別評估 | (1,096) | (840) | (348) | (508) |
| - 按組合評估 | (3,520) | (3,395) | (2,109) | (2,038) |
| | 956,285 | 854,029 | 778,870 | 684,966 |
| 貿易票據 | 57,756 | 70,846 | 39,594 | 55,631 |
| 總計 | 1,014,041 | 924,875 | 818,464 | 740,597 |

於 2014 年 12 月 31 日，本集團及本銀行之客戶貸款包括應計利息分別為港幣 15.70 億元（2013 年：港幣 13.44 億元）及港幣 11.52 億元（2013 年：港幣 9.74 億元）。

於 2014 年 12 月 31 日，沒有對貿易票據作出任何減值準備（2013 年：無）。

* 包括本集團及本銀行之港元客戶貸款分別為港幣 6,065.33 億元（2013 年：港幣 5,527.19 億元）及港幣 5,134.01 億元（2013 年：港幣 4,678.10 億元）及美元客戶貸款折合港幣 2,515.58 億元（2013 年：港幣 2,176.96 億元）及港幣 2,076.99 億元（2013 年：港幣 1,782.89 億元）。

As at 31 December 2014, advances to customers of the Group and the Bank included accrued interest of HK\$1,570 million (2013: HK\$1,344 million) and HK\$1,152 million (2013: HK\$974 million) respectively.

As at 31 December 2014, no impairment allowance was made in respect of trade bills (2013: Nil).

* Included advances to customers of the Group and the Bank denominated in HK dollars of HK\$606,533 million (2013: HK\$552,719 million) and HK\$513,401 million (2013: HK\$467,810 million) and US dollars equivalent to HK\$251,558 million (2013: HK\$217,696 million) and HK\$207,699 million (2013: HK\$178,289 million) respectively.

財務報表附註 (續) Notes to the Financial Statements (continued)

24. 貸款減值準備

24. Loan impairment allowances

| | | 本集團 The Group | | |
|---------------------------|---|--------------------------------|-----------------|----------------|
| | | 2014 | | |
| | | 按個別評估 Individual assessment | | |
| | | 個人 Personal | 公司 Corporate | 總計 Total |
| | | 港幣百萬元 HK\$m | 港幣百萬元 HK\$m | 港幣百萬元 HK\$m |
| 於 2014 年 1 月 1 日 | At 1 January 2014 | 30 | 810 | 840 |
| 於收益表 (撥回) / 撥備 (附註 11) | (Credited)/charged to income statement (Note 11) | (6) | 593 | 587 |
| 年內撇銷之未收回貸款 | Loans written off during the year as uncollectible | (8) | (464) | (472) |
| 收回已撇銷賬項 | Recoveries | 12 | 149 | 161 |
| 折現減值準備回撥 | Unwind of discount on impairment allowances | (1) | (7) | (8) |
| 匯兌差額 | Exchange difference | (1) | (11) | (12) |
| 於 2014 年 12 月 31 日 | At 31 December 2014 | 26 | 1,070 | 1,096 |

| | | 本集團 The Group | | |
|--------------------|---|--------------------------------|-----------------|----------------|
| | | 2014 | | |
| | | 按組合評估 Collective assessment | | |
| | | 個人 Personal | 公司 Corporate | 總計 Total |
| | | 港幣百萬元 HK\$m | 港幣百萬元 HK\$m | 港幣百萬元 HK\$m |
| 於 2014 年 1 月 1 日 | At 1 January 2014 | 315 | 3,080 | 3,395 |
| 於收益表撥備 (附註 11) | Charged to income statement (Note 11) | 343 | 101 | 444 |
| 年內撇銷之未收回貸款 | Loans written off during the year as uncollectible | (339) | (3) | (342) |
| 收回已撇銷賬項 | Recoveries | 41 | - | 41 |
| 匯兌差額 | Exchange difference | - | (18) | (18) |
| 於 2014 年 12 月 31 日 | At 31 December 2014 | 360 | 3,160 | 3,520 |

財務報表附註 (續) Notes to the Financial Statements (continued)

24. 貸款減值準備 (續) 24. Loan impairment allowances (continued)

| | | 本集團 The Group | | |
|---------------------------|---|----------------------------------|-----------------------------------|-------------------------------|
| | | 2013 | | |
| | | 按個別評估 Individual assessment | | |
| | | 個人 Personal 港幣百萬元 HK\$m | 公司 Corporate 港幣百萬元 HK\$m | 總計 Total 港幣百萬元 HK\$m |
| 於 2013 年 1 月 1 日 | At 1 January 2013 | 26 | 710 | 736 |
| 於收益表 (撥回) / 撥備 (附註 11) | (Credited)/charged to income statement (Note 11) | (4) | 63 | 59 |
| 年內撇銷之未收回貸款 | Loans written off during the year as uncollectible | (3) | (206) | (209) |
| 收回已撇銷賬項 | Recoveries | 11 | 243 | 254 |
| 折現減值準備回撥 | Unwind of discount on impairment allowances | - | (6) | (6) |
| 匯兌差額 | Exchange difference | - | 6 | 6 |
| 於 2013 年 12 月 31 日 | At 31 December 2013 | 30 | 810 | 840 |
| | | 本集團 The Group | | |
| | | 2013 | | |
| | | 按組合評估 Collective assessment | | |
| | | 個人 Personal 港幣百萬元 HK\$m | 公司 Corporate 港幣百萬元 HK\$m | 總計 Total 港幣百萬元 HK\$m |
| 於 2013 年 1 月 1 日 | At 1 January 2013 | 269 | 2,700 | 2,969 |
| 於收益表撥備 (附註 11) | Charged to income statement (Note 11) | 303 | 368 | 671 |
| 年內撇銷之未收回貸款 | Loans written off during the year as uncollectible | (291) | (2) | (293) |
| 收回已撇銷賬項 | Recoveries | 34 | - | 34 |
| 匯兌差額 | Exchange difference | - | 14 | 14 |
| 於 2013 年 12 月 31 日 | At 31 December 2013 | 315 | 3,080 | 3,395 |

財務報表附註(續) Notes to the Financial Statements (continued)

24. 貸款減值準備(續) 24. Loan impairment allowances (continued)

| | | 本銀行 The Bank | | |
|--------------|---|----------------------------------|-----------------------------------|-------------------------------|
| | | 2014 | | |
| | | 按個別評估 Individual assessment | | |
| | | 個人 Personal 港幣百萬元 HK\$m | 公司 Corporate 港幣百萬元 HK\$m | 總計 Total 港幣百萬元 HK\$m |
| 於2014年1月1日 | At 1 January 2014 | 16 | 492 | 508 |
| 於收益表撥回 | Credited to income statement | (14) | (215) | (229) |
| 年內撇銷之未收回貸款 | Loans written off during the year as uncollectible | (4) | (73) | (77) |
| 收回已撇銷賬項 | Recoveries | 10 | 144 | 154 |
| 折現減值準備回撥 | Unwind of discount on impairment allowances | (1) | (7) | (8) |
| 於2014年12月31日 | At 31 December 2014 | 7 | 341 | 348 |

| | | 本銀行 The Bank | | |
|--------------|---|----------------------------------|-----------------------------------|-------------------------------|
| | | 2014 | | |
| | | 按組合評估 Collective assessment | | |
| | | 個人 Personal 港幣百萬元 HK\$m | 公司 Corporate 港幣百萬元 HK\$m | 總計 Total 港幣百萬元 HK\$m |
| 於2014年1月1日 | At 1 January 2014 | 160 | 1,878 | 2,038 |
| 於收益表撥備 | Charged to income statement | 222 | 54 | 276 |
| 年內撇銷之未收回貸款 | Loans written off during the year as uncollectible | (212) | - | (212) |
| 收回已撇銷賬項 | Recoveries | 7 | - | 7 |
| 於2014年12月31日 | At 31 December 2014 | 177 | 1,932 | 2,109 |

財務報表附註(續) Notes to the Financial Statements (continued)

24. 貸款減值準備(續) 24. Loan impairment allowances (continued)

| | | 本銀行 The Bank | | |
|--------------------|---|--------------------------------|-----------------|----------------|
| | | 2013 | | |
| | | 按個別評估 Individual assessment | | |
| | | 個人 Personal | 公司 Corporate | 總計 Total |
| | | 港幣百萬元 HK\$m | 港幣百萬元 HK\$m | 港幣百萬元 HK\$m |
| 於 2013 年 1 月 1 日 | At 1 January 2013 | 18 | 449 | 467 |
| 於收益表撥回 | Credited to income statement | (8) | (108) | (116) |
| 年內撇銷之未收回貸款 | Loans written off during the year as uncollectible | (3) | (37) | (40) |
| 收回已撇銷賬項 | Recoveries | 9 | 191 | 200 |
| 折現減值準備回撥 | Unwind of discount on impairment allowances | - | (3) | (3) |
| 於 2013 年 12 月 31 日 | At 31 December 2013 | 16 | 492 | 508 |

| | | 本銀行 The Bank | | |
|--------------------|---|--------------------------------|-----------------|----------------|
| | | 2013 | | |
| | | 按組合評估 Collective assessment | | |
| | | 個人 Personal | 公司 Corporate | 總計 Total |
| | | 港幣百萬元 HK\$m | 港幣百萬元 HK\$m | 港幣百萬元 HK\$m |
| 於 2013 年 1 月 1 日 | At 1 January 2013 | 143 | 1,708 | 1,851 |
| 於收益表撥備 | Charged to income statement | 186 | 170 | 356 |
| 年內撇銷之未收回貸款 | Loans written off during the year as uncollectible | (173) | - | (173) |
| 收回已撇銷賬項 | Recoveries | 4 | - | 4 |
| 於 2013 年 12 月 31 日 | At 31 December 2013 | 160 | 1,878 | 2,038 |

財務報表附註 (續) Notes to the Financial Statements (continued)

25. 證券投資

25. Investment in securities

| | 本集團 The Group | | 本銀行 The Bank | |
|---------------------|--|------------------------|------------------------|------------------------|
| | 2014 港幣百萬元 HK\$m | 2013 港幣百萬元 HK\$m | 2014 港幣百萬元 HK\$m | 2013 港幣百萬元 HK\$m |
| (a) 可供出售證券 | (a) Available-for-sale securities | | | |
| 債務證券，按公平值列賬 | Debt securities, at fair value | | | |
| - 於香港上市 | 24,447 | 27,134 | 22,137 | 23,654 |
| - 於香港以外上市 | 95,398 | 109,947 | 91,271 | 104,860 |
| | 119,845 | 137,081 | 113,408 | 128,514 |
| - 非上市 | 159,761 | 179,348 | 127,841 | 152,543 |
| | 279,606 | 316,429 | 241,249 | 281,057 |
| 存款證，按公平值列賬 | Certificates of deposit, at fair value | | | |
| - 於香港上市 | 501 | 502 | 501 | 502 |
| - 於香港以外上市 | 366 | 686 | 160 | 426 |
| | 867 | 1,188 | 661 | 928 |
| - 非上市 | 56,863 | 75,922 | 45,048 | 65,838 |
| | 57,730 | 77,110 | 45,709 | 66,766 |
| 股份證券，按公平值列賬 | Equity securities, at fair value | | | |
| - 非上市 | 986 | 1,470 | 191 | 179 |
| | 338,322 | 395,009 | 287,149 | 348,002 |
| (b) 持有至到期日證券 | (b) Held-to-maturity securities | | | |
| 債務證券，按攤銷成本列賬 | Debt securities, at amortised cost | | | |
| - 於香港上市 | 428 | 710 | 428 | 710 |
| - 於香港以外上市 | 17,688 | 1,662 | 17,639 | 1,632 |
| | 18,116 | 2,372 | 18,067 | 2,342 |
| - 非上市 | 42,296 | 2,433 | 39,126 | 1,248 |
| | 60,412 | 4,805 | 57,193 | 3,590 |
| 存款證，按攤銷成本列賬 | Certificates of deposit, at amortised cost | | | |
| - 非上市 | 77 | 77 | - | - |
| | 60,489 | 4,882 | 57,193 | 3,590 |
| 減值準備 | Impairment allowances | | | |
| | (1) | (3) | (1) | (3) |
| | 60,488 | 4,879 | 57,192 | 3,587 |
| (c) 貸款及應收款 | (c) Loans and receivables | | | |
| 非上市，按攤銷成本列賬 | Unlisted, at amortised cost | | | |
| | 4,868 | 7,945 | 2,793 | 6,261 |
| 總計 | Total | | | |
| | 403,678 | 407,833 | 347,134 | 357,850 |
| 持有至到期日之上市證券 市值 | Market value of listed held-to-maturity securities | | | |
| | 18,206 | 2,432 | 18,156 | 2,402 |

財務報表附註 (續) Notes to the Financial Statements (continued)

25. 證券投資 (續) 25. Investment in securities (continued)

證券投資按發行機構之分類如下：

Investment in securities is analysed by type of issuer as follows:

| | | 本集團 The Group 2014 | | | |
|-----------|--|--|--|---|-------------------------------|
| | | 可供出售證券 Available- for-sale securities 港幣百萬元 HK\$m | 持有至 到期日證券 Held-to- maturity securities 港幣百萬元 HK\$m | 貸款及應收款 Loans and receivables 港幣百萬元 HK\$m | 總計 Total 港幣百萬元 HK\$m |
| 官方實體 | Sovereigns | 66,939 | 2,618 | - | 69,557 |
| 公營單位* | Public sector entities* | 20,227 | 22,710 | - | 42,937 |
| 銀行及其他金融機構 | Banks and other financial institutions | 183,874 | 25,540 | 2,793 | 212,207 |
| 公司企業 | Corporate entities | 67,282 | 9,620 | 2,075 | 78,977 |
| | | 338,322 | 60,488 | 4,868 | 403,678 |

| | | 本集團 The Group 2013 | | | |
|-----------|--|--|--|---|-------------------------------|
| | | 可供出售證券 Available- for-sale securities 港幣百萬元 HK\$m | 持有至 到期日證券 Held-to- maturity securities 港幣百萬元 HK\$m | 貸款及應收款 Loans and receivables 港幣百萬元 HK\$m | 總計 Total 港幣百萬元 HK\$m |
| 官方實體 | Sovereigns | 52,745 | 822 | - | 53,567 |
| 公營單位* | Public sector entities* | 46,292 | 137 | - | 46,429 |
| 銀行及其他金融機構 | Banks and other financial institutions | 237,226 | 3,320 | 7,112 | 247,658 |
| 公司企業 | Corporate entities | 58,746 | 600 | 833 | 60,179 |
| | | 395,009 | 4,879 | 7,945 | 407,833 |

* 包括在《銀行業(資本)規則》內分類為認可公營單位的可供出售證券港幣 185.67 億元(2013年:港幣 245.30 億元)及持有至到期日證券港幣 27.62 億元(2013年:港幣 0.58 億元)。

* Included available-for-sale securities of HK\$18,567 million (2013: HK\$24,530 million) and held-to-maturity securities of HK\$2,762 million (2013: HK\$58 million) which are eligible to be classified as public sector entities under the Banking (Capital) Rules.

財務報表附註(續) Notes to the Financial Statements (continued)

25. 證券投資(續) 25. Investment in securities (continued)

| | | 本銀行 The Bank 2014 | | | |
|-----------|--|--|--|---------------------------------------|----------------|
| | | 可供出售證券 Available- for-sale securities | 持有至 到期日證券 Held-to- maturity securities | 貸款及應收款 Loans and receivables | 總計 Total |
| | | 港幣百萬元 HK\$m | 港幣百萬元 HK\$m | 港幣百萬元 HK\$m | 港幣百萬元 HK\$m |
| 官方實體 | Sovereigns | 55,143 | 840 | - | 55,983 |
| 公營單位** | Public sector entities** | 19,993 | 22,579 | - | 42,572 |
| 銀行及其他金融機構 | Banks and other financial institutions | 156,387 | 24,265 | 2,793 | 183,445 |
| 公司企業 | Corporate entities | 55,626 | 9,508 | - | 65,134 |
| | | 287,149 | 57,192 | 2,793 | 347,134 |

| | | 本銀行 The Bank 2013 | | | |
|-----------|--|--|--|---------------------------------------|----------------|
| | | 可供出售證券 Available- for-sale securities | 持有至 到期日證券 Held-to- maturity securities | 貸款及應收款 Loans and receivables | 總計 Total |
| | | 港幣百萬元 HK\$m | 港幣百萬元 HK\$m | 港幣百萬元 HK\$m | 港幣百萬元 HK\$m |
| 官方實體 | Sovereigns | 42,402 | 237 | - | 42,639 |
| 公營單位** | Public sector entities** | 45,687 | 137 | - | 45,824 |
| 銀行及其他金融機構 | Banks and other financial institutions | 213,541 | 2,616 | 6,261 | 222,418 |
| 公司企業 | Corporate entities | 46,372 | 597 | - | 46,969 |
| | | 348,002 | 3,587 | 6,261 | 357,850 |

** 包括在《銀行業(資本)規則》內分類為認可公營單位的可供出售證券港幣 183.33 億元(2013年:港幣 239.25 億元)及持有至到期日證券港幣 26.31 億元(2013年:港幣 0.58 億元)。

** Included available-for-sale securities of HK\$18,333 million (2013: HK\$23,925 million) and held-to-maturity securities of HK\$2,631 million (2013: HK\$58 million) which are eligible to be classified as public sector entities under the Banking (Capital) Rules.

財務報表附註 (續) Notes to the Financial Statements (continued)

25. 證券投資 (續) 25. Investment in securities (continued)

證券投資之變動概述如下：

The movements in investment in securities are summarised as follows:

| | | 本集團 The Group | | |
|--------------------|---------------------------------------|--|--|---------------------------------------|
| | | 2014 | | |
| | | 可供出售證券 Available- for-sale securities | 持有至 到期日證券 Held-to- maturity securities | 貸款及應收款 Loans and receivables |
| | | 港幣百萬元 HK\$m | 港幣百萬元 HK\$m | 港幣百萬元 HK\$m |
| 於 2014 年 1 月 1 日 | At 1 January 2014 | 395,009 | 4,879 | 7,945 |
| 增加 | Additions | 333,533 | 10,611 | 8,482 |
| 處置、贖回及到期 | Disposals, redemptions and maturity | (338,621) | (3,549) | (11,631) |
| 攤銷 | Amortisation | (606) | 900 | 82 |
| 公平值變化 | Change in fair value | 4,047 | - | - |
| 減值準備淨撥回 | Net reversal of impairment allowances | - | 2 | - |
| 重新分類 | Reclassification | (48,396) | 48,396 | - |
| 匯兌差額 | Exchange difference | (6,644) | (751) | (10) |
| | | 338,322 | 60,488 | 4,868 |
| 於 2014 年 12 月 31 日 | At 31 December 2014 | | | |
| | | 本集團 The Group | | |
| | | 2013 | | |
| | | 可供出售證券 Available- for-sale securities | 持有至 到期日證券 Held-to- maturity securities | 貸款及應收款 Loans and receivables |
| | | 港幣百萬元 HK\$m | 港幣百萬元 HK\$m | 港幣百萬元 HK\$m |
| 於 2013 年 1 月 1 日 | At 1 January 2013 | 436,566 | 13,344 | 9,234 |
| 增加 | Additions | 534,082 | 114 | 12,927 |
| 處置、贖回及到期 | Disposals, redemptions and maturity | (550,578) | (8,213) | (14,321) |
| 攤銷 | Amortisation | (212) | (44) | 100 |
| 公平值變化 | Change in fair value | (7,990) | - | - |
| 減值準備淨撥回 | Net reversal of impairment allowances | - | 5 | - |
| 匯兌差額 | Exchange difference | (16,859) | (327) | 5 |
| | | 395,009 | 4,879 | 7,945 |
| 於 2013 年 12 月 31 日 | At 31 December 2013 | | | |

財務報表附註 (續) Notes to the Financial Statements (continued)

25. 證券投資 (續) 25. Investment in securities (continued)

| | | 本銀行 The Bank | | |
|--------------------|---------------------------------------|--|--|---------------------------------------|
| | | 2014 | | |
| | | 可供出售證券 Available- for-sale securities | 持有至 到期日證券 Held-to- maturity securities | 貸款及應收款 Loans and receivables |
| | | 港幣百萬元 HK\$m | 港幣百萬元 HK\$m | 港幣百萬元 HK\$m |
| 於 2014 年 1 月 1 日 | At 1 January 2014 | 348,002 | 3,587 | 6,261 |
| 增加 | Additions | 270,833 | 8,294 | 5,818 |
| 處置、贖回及到期 | Disposals, redemptions and maturity | (280,738) | (2,959) | (9,329) |
| 攤銷 | Amortisation | (640) | 853 | 39 |
| 公平值變化 | Change in fair value | 3,347 | - | - |
| 減值準備淨撥回 | Net reversal of impairment allowances | - | 2 | - |
| 重新分類 | Reclassification | (48,132) | 48,132 | - |
| 匯兌差額 | Exchange difference | (5,523) | (717) | 4 |
| | | 287,149 | 57,192 | 2,793 |
| 於 2014 年 12 月 31 日 | At 31 December 2014 | | | |

| | | 本銀行 The Bank | | |
|--------------------|---------------------------------------|--|--|---------------------------------------|
| | | 2013 | | |
| | | 可供出售證券 Available- for-sale securities | 持有至 到期日證券 Held-to- maturity securities | 貸款及應收款 Loans and receivables |
| | | 港幣百萬元 HK\$m | 港幣百萬元 HK\$m | 港幣百萬元 HK\$m |
| 於 2013 年 1 月 1 日 | At 1 January 2013 | 393,941 | 10,364 | 8,077 |
| 增加 | Additions | 463,026 | 114 | 10,622 |
| 處置、贖回及到期 | Disposals, redemptions and maturity | (484,955) | (6,509) | (12,493) |
| 攤銷 | Amortisation | (196) | (32) | 93 |
| 公平值變化 | Change in fair value | (7,686) | - | - |
| 減值準備淨撥回 | Net reversal of impairment allowances | - | 5 | - |
| 匯兌差額 | Exchange difference | (16,128) | (355) | (38) |
| | | 348,002 | 3,587 | 6,261 |
| 於 2013 年 12 月 31 日 | At 31 December 2013 | | | |

財務報表附註 (續) Notes to the Financial Statements (continued)

25. 證券投資 (續) 25. Investment in securities (continued)

可供出售及持有至到期日
證券分類如下：

Available-for-sale and held-to-maturity securities are analysed as follows:

| | | 本集團 The Group | | | |
|-----|-------------------------|--|----------------|--|----------------|
| | | 可供出售證券 Available-for-sale securities | | 持有至到期日證券 Held-to-maturity securities | |
| | | 2014 | 2013 | 2014 | 2013 |
| | | 港幣百萬元 HK\$m | 港幣百萬元 HK\$m | 港幣百萬元 HK\$m | 港幣百萬元 HK\$m |
| 庫券 | Treasury bills | 48,079 | 33,975 | 2,375 | 585 |
| 存款證 | Certificates of deposit | 57,730 | 77,110 | 77 | 77 |
| 其他 | Others | 232,513 | 283,924 | 58,036 | 4,217 |
| | | 338,322 | 395,009 | 60,488 | 4,879 |

| | | 本銀行 The Bank | | | |
|-----|-------------------------|--|----------------|--|----------------|
| | | 可供出售證券 Available-for-sale securities | | 持有至到期日證券 Held-to-maturity securities | |
| | | 2014 | 2013 | 2014 | 2013 |
| | | 港幣百萬元 HK\$m | 港幣百萬元 HK\$m | 港幣百萬元 HK\$m | 港幣百萬元 HK\$m |
| 庫券 | Treasury bills | 35,566 | 25,127 | - | - |
| 存款證 | Certificates of deposit | 45,709 | 66,766 | - | - |
| 其他 | Others | 205,874 | 256,109 | 57,192 | 3,587 |
| | | 287,149 | 348,002 | 57,192 | 3,587 |

財務報表附註 (續) Notes to the Financial Statements (continued)

25. 證券投資 (續) 25. Investment in securities (continued)

持有至到期日證券之減值準備變動概述如下：

The movements in impairment allowances on held-to-maturity securities are summarised as follows:

| | | 本集團及本銀行 The Group and the Bank | |
|----------------|--|-----------------------------------|----------------|
| | | 2014 | 2013 |
| | | 港幣百萬元 HK\$m | 港幣百萬元 HK\$m |
| 於 1 月 1 日 | At 1 January | 3 | 9 |
| 於收益表撥回 (附註 11) | Credited to income statement (Note 11) | (2) | (5) |
| 處置 | Disposals | - | (1) |
| 於 12 月 31 日 | At 31 December | <u>1</u> | <u>3</u> |

本集團及本銀行於年內重新分類若干債務證券，由可供出售類別重新分類至持有至到期日類別，其公平值分別為港幣 483.96 億元（2013 年：無）及港幣 481.32 億元（2013 年：無）。於重新分類日，本集團及本銀行有意向及能力持有此等債務證券至到期日。

The Group and the Bank reclassified certain debt securities with fair value of HK\$48,396 million (2013: Nil) and HK\$48,132 million (2013: Nil) respectively out of available-for-sale category into held-to-maturity category during the year. The Group and the Bank had the intention and ability to hold these reclassified debt securities until maturity at the date of reclassification.

財務報表附註 (續) Notes to the Financial Statements (continued)

26. 附屬公司權益

26. Interests in subsidiaries

| | | 本銀行 The Bank | |
|--------------|-------------------------------|-----------------|----------------|
| | | 2014 | 2013 |
| | | 港幣百萬元 HK\$m | 港幣百萬元 HK\$m |
| 非上市股份，按成本值列賬 | Unlisted shares, at cost | 14,478 | 14,518 |
| 應收附屬公司款項 | Amounts due from subsidiaries | 4 | 4 |
| | | 14,482 | 14,522 |

本銀行所有直接及間接附屬公司之詳情載於本年報附錄「本銀行之附屬公司」。於2014年12月31日之主要附屬公司列示如下：

The particulars of all direct and indirect subsidiaries of the Bank are set out in the Appendix of this Annual Report, "Subsidiaries of the Bank". The following is a list of principal subsidiaries as at 31 December 2014:

| 名稱 Name | 註冊及營業地點 Place of incorporation and operation | 已發行股本／註冊資本 Issued share capital/ registered capital | 持有權益 Interest held | 主要業務 Principal activities |
|--|---|---|-----------------------|---|
| 南洋商業銀行有限公司 Nanyang Commercial Bank, Limited | 香港 Hong Kong | 普通股份 3,144,517,396 港元 Ordinary shares HK\$3,144,517,396 | 100% | 銀行業務 Banking business |
| 集友銀行有限公司 Chiyu Banking Corporation Limited | 香港 Hong Kong | 普通股份 300,000,000 港元 Ordinary shares HK\$300,000,000 | 70.49% | 銀行業務 Banking business |
| 中銀信用卡(國際)有限公司 BOC Credit Card (International) Limited | 香港 Hong Kong | 普通股份 480,000,000 港元 Ordinary shares HK\$480,000,000 | 100% | 信用卡服務 Credit card services |
| 寶生期貨有限公司 Po Sang Futures Limited | 香港 Hong Kong | 普通股份 95,000,000 港元 Ordinary shares HK\$95,000,000 | *100% | 證券及期貨業務 Securities and futures brokerage |
| 南洋商業銀行(中國)有限公司 Nanyang Commercial Bank (China), Limited | 中國 PRC | 註冊資本 6,500,000,000 人民幣 Registered capital RMB6,500,000,000 | *100% | 銀行業務 Banking business |

* 本銀行間接持有股份

* Shares held indirectly by the Bank

財務報表附註 (續) Notes to the Financial Statements (continued)

27. 聯營公司及合資企業 27. Interests in associates and a joint venture
權益

| | | 本集團 The Group | |
|-------------|-------------------|------------------|----------------|
| | | 2014 | 2013 |
| | | 港幣百萬元 HK\$m | 港幣百萬元 HK\$m |
| 於 1 月 1 日 | At 1 January | 292 | 259 |
| 應佔盈利 | Share of results | 49 | 42 |
| 應佔稅項 | Share of tax | (15) | (7) |
| 已收股息 | Dividend received | (2) | (2) |
| 於 12 月 31 日 | At 31 December | 324 | 292 |

於 2014 年 12 月 31 日，本銀行持有港幣 8 百萬元（2013 年：港幣 8 百萬元）非上市合資企業之股票，並無作出任何減值撥備（2013 年：無）。

As at 31 December 2014, the Bank held HK\$8 million (2013: HK\$8 million) of unlisted shares in its joint venture with no provision for impairment in value (2013: Nil).

本集團之聯營公司及合資企業均為非上市公司，詳情如下：

The particulars of the Group's associates and joint venture, all of which are unlisted, are as follows:

| 名稱 Name | 註冊及營業地點 Place of incorporation and operation | 已發行股本／註冊資本 Issued share capital/ registered capital | 持有權益 Interest held | 主要業務 Principal activities |
|--|---|---|-----------------------|--|
| 聯營公司： Associates: | | | | |
| 中銀金融商務有限公司 BOC Services Company Limited | 中國 PRC | 註冊資本 50,000,000 人民幣 Registered capital RMB50,000,000 | 45.00% | 信用卡後台服務支援 Credit card back-end service support |
| 中銀通支付商務有限公司 BOC Expresspay Company Limited | 中國 PRC | 註冊資本 450,000,000 人民幣 Registered capital RMB450,000,000 | 25.33% | 預付支付卡服務 Prepay debit card services |
| 合資企業： Joint Venture: | | | | |
| 銀聯通寶有限公司 Joint Electronic Teller Services Limited | 香港 Hong Kong | 普通股份 10,023,800 港元 Ordinary shares HK\$10,023,800 | 19.96% | 為自動櫃員機服務提供 銀行私人訊息轉換網絡 Operation of a private inter-bank message switching network in respect of ATM services |

財務報表附註 (續) Notes to the Financial Statements (continued)

27. 聯營公司及合資企業 27. Interests in associates and a joint venture (continued) 權益 (續)

| | | 本集團 The Group | | | |
|-------------------------|---|--------------------|-----------------|-----------------------|-----------------|
| | | 聯營公司 Associates | | 合資企業 Joint venture | |
| | | 2014 | 2013 | 2014 | 2013 |
| | | 港幣百萬元 HK\$'m | 港幣百萬元 HK\$'m | 港幣百萬元 HK\$'m | 港幣百萬元 HK\$'m |
| 聯營公司／合資企業權益 | Interests in associates/joint venture | 265 | 232 | 59 | 60 |
| 應佔聯營公司／合資企業之年度溢利／全面收益總額 | Share of profit/total comprehensive income for the year of associates/joint venture | 33 | 33 | 1 | 2 |

28. 投資物業

28. Investment properties

| | | 本集團 The Group | |
|------------------------------|--|------------------|-----------------|
| | | 2014 | 2013 |
| | | 港幣百萬元 HK\$'m | 港幣百萬元 HK\$'m |
| 於 1 月 1 日 | At 1 January | 14,727 | 14,364 |
| 增置 | Additions | - | 2 |
| 公平值收益 (附註 13) | Fair value gains (Note 13) | 394 | 262 |
| 重新分類 (轉至)／轉自物業、器材及設備 (附註 29) | Reclassification (to)/from properties, plant and equipment (Note 29) | (431) | 98 |
| 匯兌差額 | Exchange difference | - | 1 |
| 於 12 月 31 日 | At 31 December | 14,690 | 14,727 |
| | | 本銀行 The Bank | |
| | | 2014 | 2013 |
| | | 港幣百萬元 HK\$'m | 港幣百萬元 HK\$'m |
| 於 1 月 1 日 | At 1 January | 14,114 | 13,904 |
| 增置 | Additions | - | 2 |
| 由附屬公司轉入 | Transfer from subsidiaries | 127 | - |
| 公平值收益 | Fair value gains | 350 | 368 |
| 重新分類轉至物業、器材及設備 (附註 29) | Reclassification to properties, plant and equipment (Note 29) | (350) | (160) |
| 於 12 月 31 日 | At 31 December | 14,241 | 14,114 |

財務報表附註 (續) Notes to the Financial Statements (continued)

28. 投資物業 (續) 28. Investment properties (continued)

投資物業之賬面值按租約剩餘期限分析如下：

The carrying value of investment properties is analysed based on the remaining terms of the leases as follows:

| | | 本集團 The Group | |
|-------------------|--|------------------|-----------------|
| | | 2014 | 2013 |
| | | 港幣百萬元 HK\$'m | 港幣百萬元 HK\$'m |
| 在香港持有 | Held in Hong Kong | | |
| 長期租約 (超過 50 年) | On long-term lease (over 50 years) | 3,631 | 2,902 |
| 中期租約 (10 年至 50 年) | On medium-term lease (10 to 50 years) | 10,808 | 11,557 |
| 在香港以外持有 | Held outside Hong Kong | | |
| 中期租約 (10 年至 50 年) | On medium-term lease (10 to 50 years) | 231 | 248 |
| 短期租約 (少於 10 年) | On short-term lease (less than 10 years) | 20 | 20 |
| | | 14,690 | 14,727 |
| | | 本銀行 The Bank | |
| | | 2014 | 2013 |
| | | 港幣百萬元 HK\$'m | 港幣百萬元 HK\$'m |
| 在香港持有 | Held in Hong Kong | | |
| 長期租約 (超過 50 年) | On long-term lease (over 50 years) | 3,240 | 2,548 |
| 中期租約 (10 年至 50 年) | On medium-term lease (10 to 50 years) | 10,800 | 11,373 |
| 在香港以外持有 | Held outside Hong Kong | | |
| 中期租約 (10 年至 50 年) | On medium-term lease (10 to 50 years) | 201 | 193 |
| | | 14,241 | 14,114 |

於 2014 年 12 月 31 日，列於資產負債表內之投資物業，乃依據獨立特許測量師第一太平戴維斯估值及專業顧問有限公司於 2014 年 12 月 31 日以公平值為基準所進行之專業估值。公平值指在計量當日若有秩序成交的情況下向市場參與者出售每一項投資物業應取得的價格。

As at 31 December 2014, investment properties are included in the balance sheets at valuation carried out at 31 December 2014 on the basis of their fair value by an independent firm of chartered surveyors, Savills Valuation and Professional Services Limited. The fair value represents the price that would be received to sell each investment property in an orderly transaction with market participants at the measurement date.

財務報表附註 (續) **Notes to the Financial Statements (continued)**

29. 物業、器材及設備 **29. Properties, plant and equipment**

| | | 本集團 The Group | | |
|------------------------------|--|------------------|--|-----------------|
| | | 房產 Premises | 設備、固定設施 及裝備 Equipment, fixtures and fittings | 總計 Total |
| | | 港幣百萬元 HK\$'m | 港幣百萬元 HK\$'m | 港幣百萬元 HK\$'m |
| 於 2014 年 1 月 1 日之 賬面淨值 | Net book value at 1 January 2014 | 49,661 | 2,531 | 52,192 |
| 增置 | Additions | 211 | 805 | 1,016 |
| 出售 | Disposals | (43) | (27) | (70) |
| 重估 | Revaluation | 3,308 | - | 3,308 |
| 年度折舊 (附註 12) | Depreciation for the year (Note 12) | (1,048) | (769) | (1,817) |
| 重新分類轉自投資物業 (附註 28) | Reclassification from investment properties (Note 28) | 431 | - | 431 |
| 匯兌差額 | Exchange difference | (12) | (7) | (19) |
| 於 2014 年 12 月 31 日之 賬面淨值 | Net book value at 31 December 2014 | <u>52,508</u> | <u>2,533</u> | <u>55,041</u> |
| 於 2014 年 12 月 31 日 成本值或估值 | At 31 December 2014 Cost or valuation | 52,508 | 8,229 | 60,737 |
| 累計折舊及減值 | Accumulated depreciation and impairment | - | (5,696) | (5,696) |
| 於 2014 年 12 月 31 日之 賬面淨值 | Net book value at 31 December 2014 | <u>52,508</u> | <u>2,533</u> | <u>55,041</u> |
| 上述資產之成本值或估值 分析如下： | The analysis of cost or valuation of the above assets is as follows: | | | |
| 於 2014 年 12 月 31 日 | At 31 December 2014 | | | |
| 按成本值 | At cost | - | 8,229 | 8,229 |
| 按估值 | At valuation | 52,508 | - | 52,508 |
| | | <u>52,508</u> | <u>8,229</u> | <u>60,737</u> |

財務報表附註 (續)

Notes to the Financial Statements (continued)

29. 物業、器材及設備
(續)

29. Properties, plant and equipment (continued)

| | | 本集團 The Group | | |
|------------------------------|--|------------------|--|----------------|
| | | 房產 Premises | 設備、固定設施 及裝備 Equipment, fixtures and fittings | 總計 Total |
| | | 港幣百萬元 HK\$m | 港幣百萬元 HK\$m | 港幣百萬元 HK\$m |
| 於 2013 年 1 月 1 日之 賬面淨值 | Net book value at 1 January 2013 | 46,178 | 2,522 | 48,700 |
| 增置 | Additions | 376 | 714 | 1,090 |
| 出售 | Disposals | (1) | (13) | (14) |
| 重估 | Revaluation | 4,142 | - | 4,142 |
| 年度折舊 (附註 12) | Depreciation for the year (Note 12) | (950) | (700) | (1,650) |
| 重新分類轉至投資物業 (附註 28) | Reclassification to investment properties (Note 28) | (98) | - | (98) |
| 匯兌差額 | Exchange difference | 14 | 8 | 22 |
| 於 2013 年 12 月 31 日之 賬面淨值 | Net book value at 31 December 2013 | 49,661 | 2,531 | 52,192 |
| 於 2013 年 12 月 31 日 成本值或估值 | At 31 December 2013 Cost or valuation | 49,661 | 8,204 | 57,865 |
| 累計折舊及減值 | Accumulated depreciation and impairment | - | (5,673) | (5,673) |
| 於 2013 年 12 月 31 日之 賬面淨值 | Net book value at 31 December 2013 | 49,661 | 2,531 | 52,192 |
| 上述資產之成本值或估值 分析如下： | The analysis of cost or valuation of the above assets is as follows: | | | |
| 於 2013 年 12 月 31 日 | At 31 December 2013 | | | |
| 按成本值 | At cost | - | 8,204 | 8,204 |
| 按估值 | At valuation | 49,661 | - | 49,661 |
| | | 49,661 | 8,204 | 57,865 |

財務報表附註 (續) **Notes to the Financial Statements (continued)**

**29. 物業、器材及設備
(續)**

29. Properties, plant and equipment (continued)

| | | 本銀行 The Bank | | 總計 Total |
|------------------------------|--|-----------------|--|----------------|
| | | 房產 Premises | 設備、固定設施 及裝備 Equipment, fixtures and fittings | |
| | | 港幣百萬元 HK\$m | 港幣百萬元 HK\$m | 港幣百萬元 HK\$m |
| 於 2014 年 1 月 1 日之 賬面淨值 | Net book value at 1 January 2014 | 40,595 | 2,071 | 42,666 |
| 增置 | Additions | 169 | 689 | 858 |
| 出售 | Disposals | - | (25) | (25) |
| 重估 | Revaluation | 2,578 | - | 2,578 |
| 年度折舊 | Depreciation for the year | (906) | (607) | (1,513) |
| 重新分類轉自投資物業 (附註 28) | Reclassification from investment properties (Note 28) | 350 | - | 350 |
| 於 2014 年 12 月 31 日之 賬面淨值 | Net book value at 31 December 2014 | 42,786 | 2,128 | 44,914 |
| 於 2014 年 12 月 31 日 成本值或估值 | At 31 December 2014 Cost or valuation | 42,786 | 6,896 | 49,682 |
| 累計折舊及減值 | Accumulated depreciation and impairment | - | (4,768) | (4,768) |
| 於 2014 年 12 月 31 日之 賬面淨值 | Net book value at 31 December 2014 | 42,786 | 2,128 | 44,914 |
| 上述資產之成本值或估值 分析如下： | The analysis of cost or valuation of the above assets is as follows: | | | |
| 於 2014 年 12 月 31 日 按成本值 | At 31 December 2014 At cost | - | 6,896 | 6,896 |
| 按估值 | At valuation | 42,786 | - | 42,786 |
| | | 42,786 | 6,896 | 49,682 |

財務報表附註 (續)

Notes to the Financial Statements (continued)

29. 物業、器材及設備
(續)

29. Properties, plant and equipment (continued)

| | | 本銀行 The Bank | | |
|------------------------------|--|-----------------|--|----------------|
| | | 房產 Premises | 設備、固定設施 及裝備 Equipment, fixtures and fittings | 總計 Total |
| | | 港幣百萬元 HK\$m | 港幣百萬元 HK\$m | 港幣百萬元 HK\$m |
| 於 2013 年 1 月 1 日之 賬面淨值 | Net book value at 1 January 2013 | 38,103 | 2,040 | 40,143 |
| 增置 | Additions | 167 | 584 | 751 |
| 出售 | Disposals | (1) | (8) | (9) |
| 重估 | Revaluation | 2,992 | - | 2,992 |
| 年度折舊 | Depreciation for the year | (826) | (545) | (1,371) |
| 重新分類轉自投資物業 (附註 28) | Reclassification from investment properties (Note 28) | 160 | - | 160 |
| 於 2013 年 12 月 31 日之 賬面淨值 | Net book value at 31 December 2013 | <u>40,595</u> | <u>2,071</u> | <u>42,666</u> |
| 於 2013 年 12 月 31 日 成本值或估值 | At 31 December 2013 Cost or valuation | 40,595 | 6,926 | 47,521 |
| 累計折舊及減值 | Accumulated depreciation and impairment | - | (4,855) | (4,855) |
| 於 2013 年 12 月 31 日之 賬面淨值 | Net book value at 31 December 2013 | <u>40,595</u> | <u>2,071</u> | <u>42,666</u> |
| 上述資產之成本值或估值 分析如下： | The analysis of cost or valuation of the above assets is as follows: | | | |
| 於 2013 年 12 月 31 日 按成本值 | At 31 December 2013 At cost | - | 6,926 | 6,926 |
| 按估值 | At valuation | <u>40,595</u> | - | <u>40,595</u> |
| | | <u>40,595</u> | <u>6,926</u> | <u>47,521</u> |

財務報表附註 (續)

Notes to the Financial Statements (continued)

29. 物業、器材及設備
(續)

29. Properties, plant and equipment (continued)

房產之賬面值按租約剩餘期限分析如下：

The carrying value of premises is analysed based on the remaining terms of the leases as follows:

| | 本集團 The Group | | 本銀行 The Bank | |
|-------------------|------------------------|------------------------|------------------------|------------------------|
| | 2014 港幣百萬元 HK\$m | 2013 港幣百萬元 HK\$m | 2014 港幣百萬元 HK\$m | 2013 港幣百萬元 HK\$m |
| 在香港持有 | Held in Hong Kong | | | |
| 長期租約 (超過 50 年) | 19,416 | 18,765 | 12,508 | 12,347 |
| 中期租約 (10 年至 50 年) | 32,308 | 30,129 | 30,278 | 28,248 |
| 在香港以外持有 | Held outside Hong Kong | | | |
| 長期租約 (超過 50 年) | 81 | 74 | - | - |
| 中期租約 (10 年至 50 年) | 685 | 675 | - | - |
| 短期租約 (少於 10 年) | 18 | 18 | - | - |
| | 52,508 | 49,661 | 42,786 | 40,595 |

財務報表附註 (續)

Notes to the Financial Statements (continued)

29. 物業、器材及設備
(續)

29. Properties, plant and equipment (continued)

於 2014 年 12 月 31 日，列於資產負債表內之房產，乃依據獨立特許測量師第一太平戴維斯估值及專業顧問有限公司於 2014 年 12 月 31 日以公平值為基準所進行之專業估值。公平值指在計量當日若有秩序成交的情況下向市場參與者出售每一項房產應取得的價格。

As at 31 December 2014, premises are included in the balance sheets at valuation carried out at 31 December 2014 on the basis of their fair value by an independent firm of chartered surveyors, Savills Valuation and Professional Services Limited. The fair value represents the price that would be received to sell each premises in an orderly transaction with market participants at the measurement date.

根據上述之重估結果，房產估值變動已於房產重估儲備、收益表及非控制權益確認如下：

As a result of the above-mentioned revaluations, changes in value of the premises were recognised in the premises revaluation reserve, the income statement and non-controlling interests as follows:

| | 本集團 The Group | | 本銀行 The Bank | |
|---------------|------------------------|------------------------|------------------------|------------------------|
| | 2014 港幣百萬元 HK\$m | 2013 港幣百萬元 HK\$m | 2014 港幣百萬元 HK\$m | 2013 港幣百萬元 HK\$m |
| 貸記房產重估儲備之重估增值 | 3,281 | 4,077 | 2,578 | 2,992 |
| 貸記收益表之重估增值 | 2 | 14 | - | - |
| 貸記非控制權益之重估增值 | 25 | 51 | - | - |
| | 3,308 | 4,142 | 2,578 | 2,992 |

於 2014 年 12 月 31 日，假若房產按成本值扣減累計折舊及減值損失列賬，本集團及本銀行之資產負債表內之房產賬面淨值應分別為港幣 82.39 億元 (2013 年：港幣 71.27 億元) 及港幣 83.25 億元 (2013 年：港幣 74.82 億元)。

As at 31 December 2014, the net book value of premises that would have been included in the Group's and the Bank's balance sheets had the premises been carried at cost less accumulated depreciation and impairment losses was HK\$8,239 million (2013: HK\$7,127 million) and HK\$8,325 million (2013: HK\$7,482 million) respectively.

財務報表附註 (續) **Notes to the Financial Statements (continued)**

30. 其他資產

30. Other assets

| | 本集團 | | 本銀行 | |
|-------------------------------------|---------------|---------------|---------------|---------------|
| | The Group | | The Bank | |
| | 2014 | 2013 | 2014 | 2013 |
| | 港幣百萬元 | 港幣百萬元 | 港幣百萬元 | 港幣百萬元 |
| | HK\$m | HK\$m | HK\$m | HK\$m |
| 收回資產 | 18 | 64 | 13 | 32 |
| Repossessed assets | | | | |
| 貴金屬 | 3,682 | 5,146 | 3,977 | 5,146 |
| Precious metals | | | | |
| 應收賬項及預付費用 | 15,369 | 15,876 | 16,393 | 11,674 |
| Accounts receivable and prepayments | | | | |
| | 19,069 | 21,086 | 20,383 | 16,852 |

31. 香港特別行政區流通紙幣

31. Hong Kong SAR currency notes in circulation

香港特別行政區流通紙幣由持有之香港特別行政區政府負債證明書之存款基金作擔保。

The Hong Kong SAR currency notes in circulation are secured by deposit of funds in respect of which the Hong Kong SAR Government certificates of indebtedness are held.

財務報表附註 (續) Notes to the Financial Statements (continued)

32. 公平值變化計入損益之金融負債 32. Financial liabilities at fair value through profit or loss

| | 本集團 | | 本銀行 | |
|---|---------------|---------------|--------------|--------------|
| | The Group | | The Bank | |
| | 2014 | 2013 | 2014 | 2013 |
| | 港幣百萬元 | 港幣百萬元 | 港幣百萬元 | 港幣百萬元 |
| | HK\$m | HK\$m | HK\$m | HK\$m |
| 交易性負債 | | | | |
| - 外匯基金票據及債券 短盤 | | | | |
| | | | | |
| Trading liabilities | | | | |
| - Short positions in Exchange Fund Bills and Notes | 9,145 | 9,748 | 4,174 | 5,314 |
| 界定為以公平值變化計入 損益之金融負債 | | | | |
| - 結構性存款(附註 33) | | | | |
| | | | | |
| Financial liabilities designated at fair value through profit or loss | | | | |
| - Structured deposits (Note 33) | 3,115 | 3,832 | 3,115 | 3,832 |
| | | | | |
| | 12,260 | 13,580 | 7,289 | 9,146 |

2014年12月31日界定為以公平值變化計入損益之金融負債的賬面值比本集團及本銀行於到期日約定支付予持有人之金額少港幣4百萬元(2013年:港幣6百萬元)。由自有的信貸風險變化引致公平值變化計入損益之金融負債之公平值變動金額(包括年內及累計至年底)並不重大。

The carrying amount of financial liabilities designated at fair value through profit or loss as at 31 December 2014 was less than the amount that the Group and the Bank would be contractually required to pay at maturity to the holders by HK\$4 million (2013: HK\$6 million). The amount of change in the fair values of financial liabilities at fair value through profit or loss, during the year and cumulatively, attributable to changes in own credit risk was insignificant.

財務報表附註 (續) Notes to the Financial Statements (continued)

33. 客戶存款

33. Deposits from customers

| | 本集團 The Group | | 本銀行 The Bank | |
|-------------------------------|--|------------------------|------------------------|------------------------|
| | 2014 港幣百萬元 HK\$m | 2013 港幣百萬元 HK\$m | 2014 港幣百萬元 HK\$m | 2013 港幣百萬元 HK\$m |
| 往來、儲蓄及其他存款(於資產負債表) | 1,483,398 | 1,329,376 | 1,233,471 | 1,093,913 |
| 列為公平值變化計入損益之金融負債的結構性存款(附註 32) | 3,115 | 3,832 | 3,115 | 3,832 |
| | 1,486,513 | 1,333,208 | 1,236,586 | 1,097,745 |
| 分類： 即期存款及往來存款 | Analysed by: Demand deposits and current accounts | | | |
| - 公司 | 88,269 | 83,919 | 69,140 | 66,996 |
| - 個人 | 28,776 | 23,622 | 25,817 | 20,798 |
| | 117,045 | 107,541 | 94,957 | 87,794 |
| 儲蓄存款 | Savings deposits | | | |
| - 公司 | 252,870 | 225,919 | 233,538 | 205,538 |
| - 個人 | 420,311 | 411,167 | 372,671 | 364,125 |
| | 673,181 | 637,086 | 606,209 | 569,663 |
| 定期、短期及通知存款 | Time, call and notice deposits | | | |
| - 公司 | 424,786 | 351,903 | 340,025 | 277,728 |
| - 個人 | 271,501 | 236,678 | 195,395 | 162,560 |
| | 696,287 | 588,581 | 535,420 | 440,288 |
| | 1,486,513 | 1,333,208 | 1,236,586 | 1,097,745 |

34. 已發行債務證券及存款證

34. Debt securities and certificates of deposit in issue

| | 本集團 The Group | | 本銀行 The Bank | |
|-----------------|------------------------------------|------------------------|------------------------|------------------------|
| | 2014 港幣百萬元 HK\$m | 2013 港幣百萬元 HK\$m | 2014 港幣百萬元 HK\$m | 2013 港幣百萬元 HK\$m |
| 債務證券, 按攤銷成本列賬 | Debt securities, at amortised cost | | | |
| - 中期票據計劃項下之優先票據 | 5,636 | 5,684 | 5,636 | 5,684 |
| - 其他債務證券 | 6,265 | - | 4,066 | - |
| | 11,901 | 5,684 | 9,702 | 5,684 |

財務報表附註 (續) Notes to the Financial Statements (continued)

35. 其他賬項及準備

35. Other accounts and provisions

| | 本集團 | | 本銀行 | |
|--------|---------------|---------------|---------------|---------------|
| | The Group | | The Bank | |
| | 2014 | 2013 | 2014 | 2013 |
| | 港幣百萬元 | 港幣百萬元 | 港幣百萬元 | 港幣百萬元 |
| | HK\$m | HK\$m | HK\$m | HK\$m |
| 其他應付賬項 | 46,203 | 47,326 | 29,774 | 27,835 |
| 準備 | 354 | 346 | 250 | 255 |
| | 46,557 | 47,672 | 30,024 | 28,090 |

36. 已抵押資產

36. Assets pledged as security

於2014年12月31日，本集團及本銀行之負債分別為港幣163.09億元（2013年：港幣115.29億元）及港幣97.76億元（2013年：港幣73.80億元）是以存放於中央保管系統以利便結算之資產作抵押。此外，本集團及本銀行通過售後回購協議的債務證券及票據抵押之負債分別為港幣58.60億元（2013年：港幣33.94億元）及港幣37.51億元（2013年：港幣21.00億元）。本集團及本銀行為擔保此等負債而質押之資產金額分別為港幣224.23億元（2013年：港幣150.31億元）及港幣137.28億元（2013年：港幣95.52億元），並主要於「交易性證券」、「可供出售證券」及「貿易票據」內列賬。

As at 31 December 2014, liabilities of the Group and the Bank amounting to HK\$16,309 million (2013: HK\$11,529 million) and HK\$9,776 million (2013: HK\$7,380 million) respectively were secured by assets deposited with central depositories to facilitate settlement operations. In addition, the liabilities of the Group and the Bank amounting to HK\$5,860 million (2013: HK\$3,394 million) and HK\$3,751 million (2013: HK\$2,100 million) respectively were secured by debt securities and bills related to sale and repurchase arrangements. The amount of assets pledged by the Group and the Bank to secure these liabilities was HK\$22,423 million (2013: HK\$15,031 million) and HK\$13,728 million (2013: HK\$9,552 million) respectively mainly included in "Trading securities", "Available-for-sale securities" and "Trade bills".

財務報表附註 (續) Notes to the Financial Statements (continued)

37. 遞延稅項

遞延稅項是根據香港會計準則第12號「所得稅」計算，就資產負債之稅務基礎與其在財務報表內賬面值兩者之暫時性差額作提撥。

資產負債表內之遞延稅項（資產）／負債主要組合，以及其在年度內之變動如下：

37. Deferred taxation

Deferred tax is recognised in respect of the temporary differences arising between the tax bases of assets and liabilities and their carrying amounts in the financial statements in accordance with HKAS 12 "Income Taxes".

The major components of deferred tax (assets)/liabilities recorded in the balance sheets, and the movements during the year are as follows:

| | | 本集團 The Group | | | | | |
|---------------------------|---|---|---------------------------------|----------------|---------------------------------|--|----------------|
| | | 2014 | | | | | |
| | | 加速折舊 免稅額 Accelerated tax depreciation | 物業重估 Property revaluation | 虧損 Losses | 減值準備 Impairment allowance | 其他 暫時性差額 Other temporary differences | 總計 Total |
| | | 港幣百萬元 HK\$m | 港幣百萬元 HK\$m | 港幣百萬元 HK\$m | 港幣百萬元 HK\$m | 港幣百萬元 HK\$m | 港幣百萬元 HK\$m |
| 於 2014 年 1 月 1 日 | At 1 January 2014 | 577 | 7,329 | (1) | (594) | (551) | 6,760 |
| 借記／（貸記） 收益表 （附註 15） | Charged/(credited) to income statement (Note 15) | 26 | 61 | 1 | (55) | (11) | 22 |
| 借記其他全面 收益 | Charged to other comprehensive income | - | 449 | - | - | 594 | 1,043 |
| 匯兌差額 | Exchange difference | - | (1) | - | 4 | 2 | 5 |
| 於 2014 年 12 月 31 日 | At 31 December 2014 | 603 | 7,838 | - | (645) | 34 | 7,830 |
| | | 本集團 The Group | | | | | |
| | | 2013 | | | | | |
| | | 加速折舊 免稅額 Accelerated tax depreciation | 物業重估 Property revaluation | 虧損 Losses | 減值準備 Impairment allowance | 其他 暫時性差額 Other temporary differences | 總計 Total |
| | | 港幣百萬元 HK\$m | 港幣百萬元 HK\$m | 港幣百萬元 HK\$m | 港幣百萬元 HK\$m | 港幣百萬元 HK\$m | 港幣百萬元 HK\$m |
| 於 2013 年 1 月 1 日 | At 1 January 2013 | 559 | 6,772 | - | (492) | 508 | 7,347 |
| 借記／（貸記） 收益表 （附註 15） | Charged/(credited) to income statement (Note 15) | 18 | (104) | (1) | (100) | (16) | (203) |
| 借記／（貸記） 其他全面收益 | Charged/(credited) to other comprehensive income | - | 660 | - | - | (1,042) | (382) |
| 匯兌差額 | Exchange difference | - | 1 | - | (2) | (1) | (2) |
| 於 2013 年 12 月 31 日 | At 31 December 2013 | 577 | 7,329 | (1) | (594) | (551) | 6,760 |

財務報表附註 (續) Notes to the Financial Statements (continued)

37. 遞延稅項 (續) 37. Deferred taxation (continued)

| | | 本銀行 The Bank | | | | |
|-----------------------|--|---|---------------------------------|---------------------------------|--|----------------|
| | | 2014 | | | | |
| | | 加速折舊 免稅額 Accelerated tax depreciation | 物業重估 Property revaluation | 減值準備 Impairment allowance | 其他 暫時性差額 Other temporary differences | 總計 Total |
| | | 港幣百萬元 HK\$m | 港幣百萬元 HK\$m | 港幣百萬元 HK\$m | 港幣百萬元 HK\$m | 港幣百萬元 HK\$m |
| 於 2014 年 1 月 1 日 | At 1 January 2014 | 531 | 5,748 | (337) | (417) | 5,525 |
| 借記 / (貸記) 收益表 | Charged/(credited) to income statement | 19 | 56 | (11) | (4) | 60 |
| 借記其他全面 收益 | Charged to other comprehensive income | - | 362 | - | 488 | 850 |
| 於 2014 年 12 月 31 日 | At 31 December 2014 | 550 | 6,166 | (348) | 67 | 6,435 |

| | | 本銀行 The Bank | | | | |
|-----------------------|---|---|---------------------------------|---------------------------------|--|----------------|
| | | 2013 | | | | |
| | | 加速折舊 免稅額 Accelerated tax depreciation | 物業重估 Property revaluation | 減值準備 Impairment allowance | 其他 暫時性差額 Other temporary differences | 總計 Total |
| | | 港幣百萬元 HK\$m | 港幣百萬元 HK\$m | 港幣百萬元 HK\$m | 港幣百萬元 HK\$m | 港幣百萬元 HK\$m |
| 於 2013 年 1 月 1 日 | At 1 January 2013 | 521 | 5,348 | (305) | 487 | 6,051 |
| 借記 / (貸記) 收益表 | Charged/(credited) to income statement | 10 | (91) | (32) | 10 | (103) |
| 借記 / (貸記) 其他全面收益 | Charged/(credited) to other comprehensive income | - | 491 | - | (914) | (423) |
| 於 2013 年 12 月 31 日 | At 31 December 2013 | 531 | 5,748 | (337) | (417) | 5,525 |

財務報表附註 (續)

Notes to the Financial Statements (continued)

37. 遞延稅項 (續)

當有法定權利可將現有稅項資產與現有稅項負債抵銷，而遞延稅項涉及同一財政機關，則可將個別法人的遞延稅項資產與遞延稅項負債互相抵銷。下列在資產負債表內列賬之金額，已計入適當抵銷：

37. Deferred taxation (continued)

Deferred tax assets and liabilities are offset on an individual entity basis when there is a legal right to set off current tax assets against current tax liabilities and when the deferred taxation relates to the same authority. The following amounts, determined after appropriate offsetting, are shown in the balance sheets:

| | 本集團 The Group | | 本銀行 The Bank | |
|--------|------------------------|------------------------|------------------------|------------------------|
| | 2014 港幣百萬元 HK\$m | 2013 港幣百萬元 HK\$m | 2014 港幣百萬元 HK\$m | 2013 港幣百萬元 HK\$m |
| 遞延稅項資產 | (167) | (164) | - | - |
| 遞延稅項負債 | 7,997 | 6,924 | 6,435 | 5,525 |
| | 7,830 | 6,760 | 6,435 | 5,525 |

| | 本集團 The Group | | 本銀行 The Bank | |
|----------------------|------------------------|------------------------|------------------------|------------------------|
| | 2014 港幣百萬元 HK\$m | 2013 港幣百萬元 HK\$m | 2014 港幣百萬元 HK\$m | 2013 港幣百萬元 HK\$m |
| 遞延稅項資產 (超過 12 個月後收回) | (129) | (84) | - | - |
| 遞延稅項負債 (超過 12 個月後支付) | 7,904 | 7,371 | 6,347 | 5,924 |
| | 7,775 | 7,287 | 6,347 | 5,924 |

於 2014 年 12 月 31 日，本集團未確認遞延稅項資產之稅務虧損為港幣 0.10 億元 (2013 年：港幣 0.07 億元)。按照現行稅例，有關稅務虧損沒有作廢期限。

As at 31 December 2014, the Group has not recognised deferred tax assets in respect of tax losses amounting to HK\$10 million (2013: HK\$7 million). These tax losses do not expire under the current tax legislation.

財務報表附註 (續) Notes to the Financial Statements (continued)

38. 後償負債

38. Subordinated liabilities

| | | 本集團及本銀行 The Group and the Bank | |
|---|--|-----------------------------------|----------------|
| | | 2014 | 2013 |
| | | 港幣百萬元 HK\$m | 港幣百萬元 HK\$m |
| <p>後償票據，按攤銷成本及公平值對沖調整列賬 25.00 億美元*</p> | <p>Subordinated notes, at amortised cost with fair value hedge adjustment USD2,500m*</p> | 19,676 | 19,849 |
| <p>於 2010 年，中銀香港發行總值 25.00 億美元上市後償票據。</p> | <p>In 2010, BOCHK issued listed subordinated notes with an aggregate amount of USD2,500 million.</p> | | |
| <p>按監管要求可作為二級資本票據之後償負債金額，於附註 4.4(C)中列示。</p> | <p>Amounts qualified as Tier 2 capital instruments for regulatory purposes are shown in Note 4.4(C).</p> | | |
| <p>* 利息每半年支付一次，年利率5.55%，2020年2月到期。</p> | <p>* Interest rate at 5.55% per annum payable semi-annually, due February 2020.</p> | | |

39. 股本

39. Share capital

| | | 2014 | 2013 |
|--|--|----------------|----------------|
| | | 港幣百萬元 HK\$m | 港幣百萬元 HK\$m |
| <p>法定： 每股港幣 1 元之普通股</p> | <p>Authorised: Ordinary shares of HK\$1 each</p> | - | 100,000 |
| <p>已發行及繳足： 43,042,840,858 股普通股</p> | <p>Issued and fully paid: 43,042,840,858 ordinary shares</p> | 43,043 | 43,043 |

根據於 2014 年 3 月 3 日生效的香港《公司條例》(第 622 章)，法定股本的概念不再存在，而按照第 135 條，本銀行的股份亦不再有面值。此過渡對已發行之股數或本銀行任何成員之相關權利沒有影響。

Under the Hong Kong Companies Ordinance (Chapter 622), which commenced operation on 3 March 2014, the concept of authorised share capital no longer exists. In accordance with section 135, the Bank's shares no longer have a par value. There is no impact on the number of shares in issue or the relative entitlement of any of the members of the Bank as a result of this transition.

40. 儲備

40. Reserves

本集團及本銀行之本年度及往年的儲備金額及變動情況分別載於第 45 至 47 頁之綜合權益變動表及權益變動表。

The Group's and the Bank's reserves and the movements therein for the current and prior years are presented in the consolidated statement of changes in equity and statement of changes in equity respectively on pages 45 to 47 of the financial statements.

財務報表附註 (續) Notes to the Financial Statements (continued)

41. 綜合現金流量表附註 41. Notes to consolidated cash flow statement

| (a) 經營溢利與除稅前 經營現金之流入對 賬 | (a) Reconciliation of operating profit to operating cash inflow before taxation | 2014 港幣百萬元 HK\$m | 2013 港幣百萬元 HK\$m |
|--|---|------------------------|------------------------|
| 經營溢利 | Operating profit | 29,534 | 26,246 |
| 折舊 | Depreciation | 1,817 | 1,650 |
| 減值準備淨撥備 | Net charge of impairment allowances | 1,050 | 737 |
| 折現減值準備回撥 | Unwind of discount on impairment allowances | (8) | (6) |
| 已撤銷之貸款 (扣除 收回款額) | Advances written off net of recoveries | (612) | (214) |
| 後償負債之變動 | Change in subordinated liabilities | 237 | (1,744) |
| 原到期日超過 3 個月 之存放銀行及其他 金融機構的結餘之 變動 | Change in balances with banks and other financial institutions with original maturity over three months | 9,991 | (3,896) |
| 原到期日超過 3 個月 之在銀行及其他金 融機構之定期存放 之變動 | Change in placements with banks and other financial institutions with original maturity over three months | (2,290) | 33,223 |
| 公平值變化計入損益 之金融資產之變動 | Change in financial assets at fair value through profit or loss | (10,909) | (883) |
| 衍生金融工具之變動 | Change in derivative financial instruments | (6,092) | 3,675 |
| 貸款及其他賬項之變動 | Change in advances and other accounts | (89,547) | (105,721) |
| 證券投資之變動 | Change in investment in securities | 3,061 | 4,445 |
| 其他資產之變動 | Change in other assets | 1,996 | 833 |
| 銀行及其他金融機構之 存款及結餘之變動 | Change in deposits and balances from banks and other financial institutions | (42,493) | 99,067 |
| 公平值變化計入損益 之金融負債之變動 | Change in financial liabilities at fair value through profit or loss | (1,320) | (6,592) |
| 客戶存款之變動 | Change in deposits from customers | 154,022 | 96,422 |
| 已發行債務證券及存 款證之變動 | Change in debt securities and certificates of deposit in issue | 6,217 | (239) |
| 其他賬項及準備之變動 | Change in other accounts and provisions | (1,115) | 104 |
| 匯率變動之影響 | Effect of changes in exchange rates | 8,468 | (567) |
| 除稅前經營現金之 流入 | Operating cash inflow before taxation | <u>62,007</u> | <u>146,540</u> |
| 經營業務之現金流量 中包括： | Cash flows from operating activities included: | | |
| - 已收利息 | - Interest received | 43,481 | 36,829 |
| - 已付利息 | - Interest paid | 14,595 | 11,145 |
| - 已收股息 | - Dividend received | 40 | 36 |

財務報表附註 (續) Notes to the Financial Statements (continued)

41. 綜合現金流量表附註 (續) 41. Notes to consolidated cash flow statement (continued)

(b) 現金及等同現金項目結存分析

(b) Analysis of the balances of cash and cash equivalents

| | 2014 | 2013 |
|---|----------------|----------------|
| | 港幣百萬元 HK\$m | 港幣百萬元 HK\$m |
| 庫存現金及原到期日 在 3 個月內之存放 銀行及其他金融機 構的結餘 | 384,910 | 330,147 |
| 原到期日在 3 個月內 之在銀行及其他金 融機構之定期存放 | 10,496 | 22,044 |
| 原到期日在 3 個月內 之庫券 | 6,940 | 10,024 |
| 原到期日在 3 個月內 之存款證 | 1,061 | 725 |
| | 403,407 | 362,940 |

財務報表附註 (續)

Notes to the Financial Statements (continued)

42. 或然負債及承擔

42. Contingent liabilities and commitments

或然負債及承擔乃參照有關資本充足比率之金管局報表的填報指示而編製，其每項重要類別之合約數額及總信貸風險加權數額概述如下：

The following is a summary of the contractual amounts of each significant class of contingent liability and commitment and the aggregate credit risk-weighted amount and is prepared with reference to the Completion Instructions for the HKMA return of capital adequacy ratio.

| | | 本集團 | | 本銀行 | |
|-----------------|---|----------------|----------------|----------------|----------------|
| | | The Group | | The Bank | |
| | | 2014 | 2013 | 2014 | 2013 |
| | | 港幣百萬元 | 港幣百萬元 | 港幣百萬元 | 港幣百萬元 |
| | | HK\$m | HK\$m | HK\$m | HK\$m |
| 直接信貸替代項目 | Direct credit substitutes | 22,621 | 17,555 | 3,271 | 1,932 |
| 與交易有關之或然負債 | Transaction-related contingencies | 9,225 | 12,929 | 6,512 | 7,280 |
| 與貿易有關及其他之或然負債 | Trade-related and other contingencies | 40,757 | 56,269 | 27,519 | 44,846 |
| 不需事先通知的無條件撤銷之承諾 | Commitments that are unconditionally cancellable without prior notice | 407,686 | 361,777 | 258,712 | 214,161 |
| 其他承擔，原到期日為 | Other commitments with an original maturity of | | | | |
| - 1年或以下 | - up to one year | 9,974 | 6,601 | 8,393 | 5,837 |
| - 1年以上 | - over one year | 71,124 | 68,134 | 66,571 | 62,622 |
| | | 561,387 | 523,265 | 370,978 | 336,678 |
| 信貸風險加權數額 | Credit risk-weighted amount | 49,699 | 55,481 | 34,984 | 40,307 |

信貸風險加權數額是根據《銀行業(資本)規則》計算。此數額取決於交易對手之情況及各類合約之期限特性。

The credit risk-weighted amount is calculated in accordance with the Banking (Capital) Rules. The amount is dependent upon the status of the counterparty and the maturity characteristics of each type of contract.

財務報表附註 (續) Notes to the Financial Statements (continued)

43. 資本承擔

本集團及本銀行未於財務報表中撥備之資本承擔金額如下：

43. Capital commitments

The Group and the Bank have the following outstanding capital commitments not provided for in the financial statements:

| | 本集團 The Group | | 本銀行 The Bank | |
|------------|------------------------|------------------------|------------------------|------------------------|
| | 2014 港幣百萬元 HK\$m | 2013 港幣百萬元 HK\$m | 2014 港幣百萬元 HK\$m | 2013 港幣百萬元 HK\$m |
| 已批准及簽約但未撥備 | 448 | 350 | 423 | 347 |
| 已批准但未簽約 | 4 | 11 | 4 | 9 |
| | 452 | 361 | 427 | 356 |

以上資本承擔大部分為將購入之電腦硬件及軟件，以及本集團及本銀行之樓宇裝修工程之承擔。

The above capital commitments mainly relate to commitments to purchase computer equipment and software, and to renovate the Group's and the Bank's premises.

44. 經營租賃承擔

(a) 作為承租人

根據不可撤銷之經營租賃合約，下列為本集團及本銀行未來有關租賃承擔所須支付之最低租金：

44. Operating lease commitments

(a) As lessee

The Group and the Bank have commitments to make the following future minimum lease payments under non-cancellable operating leases:

| | 本集團 The Group | | 本銀行 The Bank | |
|---------------|------------------------|------------------------|------------------------|------------------------|
| | 2014 港幣百萬元 HK\$m | 2013 港幣百萬元 HK\$m | 2014 港幣百萬元 HK\$m | 2013 港幣百萬元 HK\$m |
| 土地及樓宇 | | | | |
| - 不超過 1 年 | 733 | 696 | 446 | 424 |
| - 1 年以上至 5 年內 | 1,208 | 1,180 | 485 | 427 |
| - 5 年後 | 238 | 323 | 12 | - |
| | 2,179 | 2,199 | 943 | 851 |

上列若干不可撤銷之經營租約可再商議及參照協議日期之市值或按租約內的特別條款說明而作租金調整。

Certain non-cancellable operating leases included in the table above were subject to renegotiation and rent adjustment with reference to market rates prevailing at specified agreed dates or according to the special conditions as stipulated in the leases.

財務報表附註 (續) Notes to the Financial Statements (continued)

44. 經營租賃承擔 (續) 44. Operating lease commitments (continued)

(b) 作為出租人

根據不可撤銷之經營租賃合約，下列為本集團及本銀行與租客簽訂合約之未來有關租賃之最低應收租金：

(b) As lessor

The Group and the Bank have contracted with tenants for the following future minimum lease receivables under non-cancellable operating leases:

| | 本集團 The Group | | 本銀行 The Bank | |
|---------------|------------------------|------------------------|------------------------|------------------------|
| | 2014 港幣百萬元 HK\$m | 2013 港幣百萬元 HK\$m | 2014 港幣百萬元 HK\$m | 2013 港幣百萬元 HK\$m |
| 土地及樓宇 | | | | |
| - 不超過 1 年 | 409 | 403 | 385 | 375 |
| - 1 年以上至 5 年內 | 426 | 416 | 414 | 393 |
| | 835 | 819 | 799 | 768 |

本集團及本銀行以經營租賃形式租出投資物業 (附註 28)；租賃年期通常由 1 年至 3 年。租約條款一般要求租客提交保證金及於租約期滿時，因應租務市場之狀況而調整租金。

The Group and the Bank lease their investment properties (Note 28) under operating lease arrangements, with leases typically for a period from one to three years. The terms of the leases generally require the tenants to pay security deposits and provide for rent adjustments according to the prevailing market conditions at the expiration of the lease.

45. 訴訟

本集團正面對多項由獨立人士提出的索償及反索償。此等索償及反索償與本集團的正常商業活動有關。

由於董事認為本集團可對申索人作出有力抗辯或預計此等申索所涉及的數額不大，故並未對此等索償及反索償作出重大撥備。

45. Litigation

The Group has been served a number of claims and counterclaims by various independent parties. These claims and counterclaims are in relation to the normal commercial activities of the Group.

No material provision was made against these claims and counterclaims because the directors believe that the Group has meritorious defences against the claimants or the amounts involved in these claims are not expected to be material.

財務報表附註 (續) Notes to the Financial Statements (continued)

46. 分類報告

本集團主要按業務分類對業務進行管理，而集團的收入、稅前利潤和資產，超過 90% 來自香港。現時集團業務共分為三個業務分類，它們分別是個人銀行業務、企業銀行業務和財資業務。業務線的分類是基於不同客戶層及產品種類，這與集團推行的 RPC (客戶關係、產品及渠道) 管理模型是一致的。

個人銀行和企業銀行業務線均會提供全面的銀行服務，包括各類存款、透支、貸款、信用卡、與貿易相關的產品及其他信貸服務、投資及保險產品、外幣業務及衍生產品。個人銀行業務線主要是服務個人及小企客戶，而企業銀行業務線主要是服務公司客戶。至於財資業務線，除了自營買賣外，還負責管理集團的流動資金、利率和外匯敞口。「其他」這一欄，主要包括本集團持有房地產、投資物業、股權投資及聯營公司與合資企業權益。

業務線的資產、負債、收入、支出、經營成果及資本性支出是基於集團會計政策進行計量。分類資料包括直接屬於該業務線的績效以及可以合理攤分至該業務線的績效。跨業務線資金的定價，按集團內部資金轉移價格機制釐定，主要是以市場利率為基準，並考慮有關產品的特性。

本集團的主要收入來源為利息收入，並且高層管理人員主要按淨利息收入來管理業務，因此所有業務分類的利息收入及支出以淨額列示。

2014 年跨業務線資金的定價已引入流動性溢價，但沒有對比較數字作出修訂；不過，若去年採用相同的機制，估計本集團之個人銀行、企業銀行及財資業務線的淨利息收入將分別為港幣 73.34 億元、港幣 111.35 億元及港幣 80.25 億元，而本銀行之個人銀行、企業銀行及財資業務線的淨利息收入將分別為港幣 56.93 億元、港幣 81.39 億元及港幣 65.25 億元。

46. Segmental reporting

The Group manages the business mainly from a business segment perspective and over 90% of the Group's revenues, profits before tax and assets are derived from Hong Kong. Currently, three operating segments are identified: Personal Banking, Corporate Banking and Treasury. The classification of the Group's operating segments is based on customer segment and product type, which is aligned with the RPC (relationship, product and channel) management model of the Group.

Both Personal Banking and Corporate Banking provide general banking services including various deposit products, overdrafts, loans, credit cards, trade related products and other credit facilities, investment and insurance products, and foreign currency and derivative products. Personal Banking mainly serves retail customers and small enterprises, while Corporate Banking mainly deals with corporate customers. Treasury manages the funding and liquidity, and the interest rate and foreign exchange positions of the Group in addition to proprietary trades. "Others" mainly represents the Group's holdings of premises, investment properties, equity investments and interests in associates and a joint venture.

Measurement of segment assets, liabilities, income, expenses, results and capital expenditure is based on the Group's accounting policies. The segment information includes items directly attributable to a segment as well as those that can be allocated on a reasonable basis. Inter-segment funding is charged according to the internal funds transfer pricing mechanism of the Group, which is primarily based on market rates with the consideration of specific features of the product.

As the Group derives a majority of revenue from interest and the senior management relies primarily on net interest income in managing the business, interest income and expense for all reportable segments are presented on a net basis.

In 2014, liquidity term premium was introduced into inter-segment funding. No revision has been made to the comparative figures. However, if the same mechanism was applied last year, it is estimated that the net interest income of the Group's Personal Banking, Corporate Banking and Treasury would be HK\$7,334 million, HK\$11,135 million and HK\$8,025 million respectively while the net interest income of the Bank's Personal Banking, Corporate Banking and Treasury would be HK\$5,693 million, HK\$8,139 million and HK\$6,525 million respectively.

財務報表附註 (續) Notes to the Financial Statements (continued)

46. 分類報告 (續) 46. Segmental reporting (continued)

| | | 本集團 The Group | | | | | | |
|-----------------------|---|-----------------------------|------------------------------|------------------|----------------|----------------|----------------------|--------------------|
| | | 2014 | | | | | | |
| | | 個人銀行 Personal Banking | 企業銀行 Corporate Banking | 財資業務 Treasury | 其他 Others | 小計 Subtotal | 合併抵銷 Eliminations | 綜合 Consolidated |
| | | 港幣百萬元 HK\$m | 港幣百萬元 HK\$m | 港幣百萬元 HK\$m | 港幣百萬元 HK\$m | 港幣百萬元 HK\$m | 港幣百萬元 HK\$m | 港幣百萬元 HK\$m |
| 淨利息收入／(支出) | Net interest income/(expense) | | | | | | | |
| - 外來 | - external | 1,485 | 8,959 | 19,309 | 3 | 29,756 | - | 29,756 |
| - 跨業務 | - inter-segment | 6,632 | 3,141 | (9,047) | (726) | - | - | - |
| | | 8,117 | 12,100 | 10,262 | (723) | 29,756 | - | 29,756 |
| 淨服務費及佣金收入 | Net fee and commission income | 6,045 | 3,832 | 245 | 345 | 10,467 | (343) | 10,124 |
| 淨交易性收益／(虧損) | Net trading gain/(loss) | 502 | 303 | 1,435 | (33) | 2,207 | - | 2,207 |
| 界定為以公平值變化計入損益之金融工具淨虧損 | Net loss on financial instruments designated at fair value through profit or loss | - | - | (22) | - | (22) | - | (22) |
| 其他金融資產之淨收益 | Net gain on other financial assets | 505 | 30 | 142 | - | 677 | - | 677 |
| 其他經營收入 | Other operating income | 41 | 18 | 9 | 1,624 | 1,692 | (1,152) | 540 |
| 提取減值準備前之淨經營收入 | Net operating income before impairment allowances | 15,210 | 16,283 | 12,071 | 1,213 | 44,777 | (1,495) | 43,282 |
| 減值準備淨撥備 | Net charge of impairment allowances | (380) | (661) | (9) | - | (1,050) | - | (1,050) |
| 淨經營收入 | Net operating income | 14,830 | 15,622 | 12,062 | 1,213 | 43,727 | (1,495) | 42,232 |
| 經營支出 | Operating expenses | (6,792) | (3,687) | (1,233) | (2,481) | (14,193) | 1,495 | (12,698) |
| 經營溢利／(虧損) | Operating profit/(loss) | 8,038 | 11,935 | 10,829 | (1,268) | 29,534 | - | 29,534 |
| 投資物業出售／公平值調整之淨收益 | Net gain from disposal of/fair value adjustments on investment properties | - | - | - | 394 | 394 | - | 394 |
| 出售／重估物業、器材及設備之淨虧損 | Net loss from disposal/revaluation of properties, plant and equipment | (17) | (3) | - | (4) | (24) | - | (24) |
| 應佔聯營公司及合資企業之稅後溢利及減虧損 | Share of profits less losses after tax of associates and a joint venture | - | - | - | 34 | 34 | - | 34 |
| 除稅前溢利／(虧損) | Profit/(loss) before taxation | 8,021 | 11,932 | 10,829 | (844) | 29,938 | - | 29,938 |
| 資產 | Assets | | | | | | | |
| 分部資產 | Segment assets | 319,722 | 718,063 | 1,002,485 | 70,060 | 2,110,330 | (8,721) | 2,101,609 |
| 聯營公司及合資企業權益 | Interests in associates and a joint venture | - | - | - | 324 | 324 | - | 324 |
| | | 319,722 | 718,063 | 1,002,485 | 70,384 | 2,110,654 | (8,721) | 2,101,933 |
| 負債 | Liabilities | | | | | | | |
| 分部負債 | Segment liabilities | 808,673 | 716,585 | 398,264 | 17,087 | 1,940,609 | (8,721) | 1,931,888 |
| 其他資料 | Other information | | | | | | | |
| 資本性支出 | Capital expenditure | 29 | 4 | - | 983 | 1,016 | - | 1,016 |
| 折舊 | Depreciation | 347 | 146 | 66 | 1,258 | 1,817 | - | 1,817 |
| 證券攤銷 | Amortisation of securities | - | - | 376 | - | 376 | - | 376 |

財務報表附註(續) Notes to the Financial Statements (continued)

46. 分類報告(續) 46. Segmental reporting (continued)

| | | 本集團 The Group | | | | | | |
|------------------------|---|-----------------------------|------------------------------|------------------|----------------|----------------|----------------------|--------------------|
| | | 2013 | | | | | | |
| | | 個人銀行 Personal Banking | 企業銀行 Corporate Banking | 財資業務 Treasury | 其他 Others | 小計 Subtotal | 合併抵銷 Eliminations | 綜合 Consolidated |
| | | 港幣百萬元 HK\$m | 港幣百萬元 HK\$m | 港幣百萬元 HK\$m | 港幣百萬元 HK\$m | 港幣百萬元 HK\$m | 港幣百萬元 HK\$m | 港幣百萬元 HK\$m |
| 淨利息收入/(支出) | Net interest income/(expense) | | | | | | | |
| - 外來 | - external | 1,835 | 9,618 | 14,547 | 2 | 26,002 | - | 26,002 |
| - 跨業務 | - inter-segment | 5,758 | 2,286 | (7,550) | (494) | - | - | - |
| | | 7,593 | 11,904 | 6,997 | (492) | 26,002 | - | 26,002 |
| 淨服務費及佣金收入 | Net fee and commission income | 5,324 | 3,576 | 144 | 315 | 9,359 | (326) | 9,033 |
| 淨交易性收益/(虧損) | Net trading gain/(loss) | 734 | 337 | 2,201 | (161) | 3,111 | (1) | 3,110 |
| 界定為以公平值變化計入損益之金融工具淨虧損 | Net loss on financial instruments designated at fair value through profit or loss | - | - | (27) | - | (27) | - | (27) |
| 其他金融資產之淨收益/(虧損) | Net gain/(loss) on other financial assets | - | 21 | 179 | (54) | 146 | - | 146 |
| 其他經營收入 | Other operating income | 48 | 4 | 3 | 1,559 | 1,614 | (1,050) | 564 |
| 提取減值準備前之淨經營收入 | Net operating income before impairment allowances | 13,699 | 15,842 | 9,497 | 1,167 | 40,205 | (1,377) | 38,828 |
| 減值準備淨(撥備)/撥回 | Net (charge)/reversal of impairment allowances | (289) | (453) | 5 | - | (737) | - | (737) |
| 淨經營收入 | Net operating income | 13,410 | 15,389 | 9,502 | 1,167 | 39,468 | (1,377) | 38,091 |
| 經營支出 | Operating expenses | (6,477) | (3,544) | (1,155) | (2,046) | (13,222) | 1,377 | (11,845) |
| 經營溢利/(虧損) | Operating profit/(loss) | 6,933 | 11,845 | 8,347 | (879) | 26,246 | - | 26,246 |
| 投資物業出售/公平值調整之淨收益 | Net gain from disposal of fair value adjustments on investment properties | - | - | - | 262 | 262 | - | 262 |
| 出售/重估物業、器材及設備之淨(虧損)/收益 | Net (loss)/gain from disposal/ revaluation of properties, plant and equipment | (7) | (1) | - | 10 | 2 | - | 2 |
| 應佔聯營公司及合資企業之稅後溢利/扣減虧損 | Share of profits less losses after tax of associates and a joint venture | - | - | - | 35 | 35 | - | 35 |
| 除稅前溢利/(虧損) | Profit/(loss) before taxation | 6,926 | 11,844 | 8,347 | (572) | 26,545 | - | 26,545 |
| 資產 | Assets | | | | | | | |
| 分部資產 | Segment assets | 286,067 | 662,806 | 962,077 | 67,106 | 1,978,056 | (8,571) | 1,969,485 |
| 聯營公司及合資企業權益 | Interests in associates and a joint venture | - | - | - | 292 | 292 | - | 292 |
| | | 286,067 | 662,806 | 962,077 | 67,398 | 1,978,348 | (8,571) | 1,969,777 |
| 負債 | Liabilities | | | | | | | |
| 分部負債 | Segment liabilities | 738,429 | 625,842 | 445,973 | 20,161 | 1,830,405 | (8,571) | 1,821,834 |
| 其他資料 | Other information | | | | | | | |
| 資本性支出 | Capital expenditure | 28 | 4 | - | 1,060 | 1,092 | - | 1,092 |
| 折舊 | Depreciation | 341 | 188 | 77 | 1,044 | 1,650 | - | 1,650 |
| 證券攤銷 | Amortisation of securities | - | - | (156) | - | (156) | - | (156) |

財務報表附註 (續) Notes to the Financial Statements (continued)

46. 分類報告 (續) 46. Segmental reporting (continued)

| | | 本銀行 The Bank | | | | | | |
|-----------------------|---|-----------------------------|------------------------------|------------------|----------------|----------------|----------------------|--------------------|
| | | 2014 | | | | | | |
| | | 個人銀行 Personal Banking | 企業銀行 Corporate Banking | 財資業務 Treasury | 其他 Others | 小計 Subtotal | 合併抵銷 Eliminations | 綜合 Consolidated |
| | | 港幣百萬元 HK\$m | 港幣百萬元 HK\$m | 港幣百萬元 HK\$m | 港幣百萬元 HK\$m | 港幣百萬元 HK\$m | 港幣百萬元 HK\$m | 港幣百萬元 HK\$m |
| 淨利息收入／(支出) | Net interest income/(expense) | | | | | | | |
| - 外來 | - external | 1,401 | 5,769 | 15,940 | (1) | 23,109 | - | 23,109 |
| - 跨業務 | - inter-segment | 5,050 | 3,261 | (7,583) | (728) | - | - | - |
| | | 6,451 | 9,030 | 8,357 | (729) | 23,109 | - | 23,109 |
| 淨服務費及佣金收入 | Net fee and commission income | 4,583 | 2,515 | 147 | 326 | 7,571 | - | 7,571 |
| 淨交易性收益 | Net trading gain | 486 | 189 | 1,564 | - | 2,239 | - | 2,239 |
| 界定為以公平值變化計入損益之金融工具淨虧損 | Net loss on financial instruments designated at fair value through profit or loss | - | - | (3) | - | (3) | - | (3) |
| 其他金融資產之淨收益 | Net gain on other financial assets | - | 2 | 48 | - | 50 | - | 50 |
| 其他經營收入 | Other operating income | 13 | 11 | 9 | 4,336 | 4,369 | (984) | 3,385 |
| 提取減值準備前之淨經營收入 | Net operating income before impairment allowances | 11,533 | 11,747 | 10,122 | 3,933 | 37,335 | (984) | 36,351 |
| 減值準備淨(撥備)／撥回 | Net (charge)/reversal of impairment allowances | (246) | 196 | (9) | - | (59) | - | (59) |
| 淨經營收入 | Net operating income | 11,287 | 11,943 | 10,113 | 3,933 | 37,276 | (984) | 36,292 |
| 經營支出 | Operating expenses | (4,932) | (2,171) | (924) | (2,118) | (10,145) | 984 | (9,161) |
| 經營溢利 | Operating profit | 6,355 | 9,772 | 9,189 | 1,815 | 27,131 | - | 27,131 |
| 投資物業出售／公平值調整之淨收益 | Net gain from disposal of/fair value adjustments on investment properties | - | - | - | 350 | 350 | - | 350 |
| 出售／重估物業、器材及設備之淨虧損 | Net loss from disposal/revaluation of properties, plant and equipment | (17) | (3) | - | (4) | (24) | - | (24) |
| 除稅前溢利 | Profit before taxation | 6,338 | 9,769 | 9,189 | 2,161 | 27,457 | - | 27,457 |
| 資產 | Assets | | | | | | | |
| 分部資產 | Segment assets | 269,651 | 562,420 | 872,249 | 73,566 | 1,777,886 | - | 1,777,886 |
| 聯營公司及合資企業權益 | Interests in associates and a joint venture | - | - | - | 8 | 8 | - | 8 |
| | | 269,651 | 562,420 | 872,249 | 73,574 | 1,777,894 | - | 1,777,894 |
| 負債 | Liabilities | | | | | | | |
| 分部負債 | Segment liabilities | 664,554 | 585,070 | 373,151 | 14,511 | 1,637,286 | - | 1,637,286 |
| 其他資料 | Other information | | | | | | | |
| 資本性支出 | Capital expenditure | - | - | - | 985 | 985 | - | 985 |
| 折舊 | Depreciation | 306 | 128 | 65 | 1,014 | 1,513 | - | 1,513 |
| 證券攤銷 | Amortisation of securities | - | - | 252 | - | 252 | - | 252 |

財務報表附註 (續) Notes to the Financial Statements (continued)

46. 分類報告 (續) 46. Segmental reporting (continued)

| | | 本銀行 The Bank | | | | | | |
|------------------------|---|-----------------------------|------------------------------|------------------|----------------|------------------|----------------------|--------------------|
| | | 2013 | | | | | | |
| | | 個人銀行 Personal Banking | 企業銀行 Corporate Banking | 財資業務 Treasury | 其他 Others | 小計 Subtotal | 合併抵銷 Eliminations | 綜合 Consolidated |
| | | 港幣百萬元 HK\$m | 港幣百萬元 HK\$m | 港幣百萬元 HK\$m | 港幣百萬元 HK\$m | 港幣百萬元 HK\$m | 港幣百萬元 HK\$m | 港幣百萬元 HK\$m |
| 淨利息收入／(支出) | Net interest income/(expense) | | | | | | | |
| - 外來 | - external | 1,811 | 6,233 | 11,817 | (1) | 19,860 | - | 19,860 |
| - 跨業務 | - inter-segment | 4,116 | 2,633 | (6,253) | (496) | - | - | - |
| | | 5,927 | 8,866 | 5,564 | (497) | 19,860 | - | 19,860 |
| 淨服務費及佣金收入 | Net fee and commission income | 4,075 | 2,352 | 114 | 268 | 6,809 | - | 6,809 |
| 淨交易性收益 | Net trading gain | 524 | 206 | 2,114 | - | 2,844 | - | 2,844 |
| 界定為以公平值變化計入損益之金融工具淨收益 | Net gain on financial instruments designated at fair value through profit or loss | - | - | 1 | - | 1 | - | 1 |
| 其他金融資產之淨收益／(虧損) | Net gain/(loss) on other financial assets | - | - | 148 | (54) | 94 | - | 94 |
| 其他經營收入 | Other operating income | 11 | 1 | 2 | 4,087 | 4,101 | (895) | 3,206 |
| 提取減值準備前之淨經營收入 | Net operating income before impairment allowances | 10,537 | 11,425 | 7,943 | 3,804 | 33,709 | (895) | 32,814 |
| 減值準備淨(撥備)／撥回 | Net (charge)/reversal of impairment allowances | (161) | (80) | 5 | - | (236) | - | (236) |
| 淨經營收入 | Net operating income | 10,376 | 11,345 | 7,948 | 3,804 | 33,473 | (895) | 32,578 |
| 經營支出 | Operating expenses | (4,713) | (2,157) | (760) | (1,769) | (9,399) | 895 | (8,504) |
| 經營溢利 | Operating profit | 5,663 | 9,188 | 7,188 | 2,035 | 24,074 | - | 24,074 |
| 投資物業出售／公平值調整之淨收益 | Net gain from disposal of/fair value adjustments on investment properties | - | - | - | 368 | 368 | - | 368 |
| 出售／重估物業、器材及設備之淨(虧損)／收益 | Net (loss)/gain from disposal/revaluation of properties, plant and equipment | (8) | (1) | - | 1 | (8) | - | (8) |
| 除稅前溢利 | Profit before taxation | 5,655 | 9,187 | 7,188 | 2,404 | 24,434 | - | 24,434 |
| 資產 | Assets | | | | | | | |
| 分部資產 | Segment assets | 236,557 | 513,528 | 854,267 | 71,050 | 1,675,402 | - | 1,675,402 |
| 聯營公司及合資企業權益 | Interests in associates and a joint venture | - | - | - | 8 | 8 | - | 8 |
| | | 236,557 | 513,528 | 854,267 | 71,058 | 1,675,410 | - | 1,675,410 |
| 負債 | Liabilities | | | | | | | |
| 分部負債 | Segment liabilities | 597,538 | 507,132 | 432,899 | 17,707 | 1,555,276 | - | 1,555,276 |
| 其他資料 | Other information | | | | | | | |
| 資本性支出 | Capital expenditure | - | - | - | 753 | 753 | - | 753 |
| 折舊 | Depreciation | 288 | 120 | 54 | 909 | 1,371 | - | 1,371 |
| 證券攤銷 | Amortisation of securities | - | - | (135) | - | (135) | - | (135) |

財務報表附註 (續) Notes to the Financial Statements (continued)

47. 金融工具之抵銷

下表列示本集團已抵銷、受執行性淨額結算總協議和類似協議約束的金融工具詳情。

47. Offsetting financial instruments

The following tables present details of the Group's financial instruments subject to offsetting, enforceable master netting arrangements and similar agreements.

| | | 2014 | | | | | |
|-----------|----------------------------------|--|--|--|-----------------------|--------------------------------------|------------|
| | | 已確認金融資產總額 | 於資產負債表中抵銷之已確認金融負債總額 | 於資產負債表中列示的金融資產淨額 | 未有於資產負債表中抵銷之相關金額 | | 淨額 |
| | | Gross amounts of recognised financial assets | Gross amounts of recognised financial liabilities set off in the balance sheet | Net amounts of financial assets presented in the balance sheet | Financial instruments | 已收取之現金押品 Cash collateral received | Net amount |
| | | 港幣百萬元 | 港幣百萬元 | 港幣百萬元 | 港幣百萬元 | 港幣百萬元 | 港幣百萬元 |
| | | HK\$m | HK\$m | HK\$m | HK\$m | HK\$m | HK\$m |
| 資產 | Assets | | | | | | |
| 衍生金融工具 | Derivative financial instruments | 21,775 | - | 21,775 | (8,768) | (2,057) | 10,950 |
| 其他資產 | Other assets | 14,794 | (11,586) | 3,208 | - | - | 3,208 |
| 總計 | Total | 36,569 | (11,586) | 24,983 | (8,768) | (2,057) | 14,158 |

| | | 2014 | | | | | |
|-----------|----------------------------------|---|---|---|-----------------------|-------------------------------------|------------|
| | | 已確認金融負債總額 | 於資產負債表中抵銷之已確認金融資產總額 | 於資產負債表中列示的金融負債淨額 | 未有於資產負債表中抵銷之相關金額 | | 淨額 |
| | | Gross amounts of recognised financial liabilities | Gross amounts of recognised financial assets set off in the balance sheet | Net amounts of financial liabilities presented in the balance sheet | Financial instruments | 已抵押之現金押品 Cash collateral pledged | Net amount |
| | | 港幣百萬元 | 港幣百萬元 | 港幣百萬元 | 港幣百萬元 | 港幣百萬元 | 港幣百萬元 |
| | | HK\$m | HK\$m | HK\$m | HK\$m | HK\$m | HK\$m |
| 負債 | Liabilities | | | | | | |
| 衍生金融工具 | Derivative financial instruments | 13,653 | - | 13,653 | (8,768) | (1,128) | 3,757 |
| 回購協議 | Repurchase agreements | 3,751 | - | 3,751 | (3,751) | - | - |
| 其他負債 | Other liabilities | 11,867 | (11,586) | 281 | - | - | 281 |
| 總計 | Total | 29,271 | (11,586) | 17,685 | (12,519) | (1,128) | 4,038 |

財務報表附註 (續) Notes to the Financial Statements (continued)

47. 金融工具之抵銷 (續) 47. Offsetting financial instruments (continued)

| | | 2013 | | | | | |
|-----------|-------------------------------------|---|--|---|--|--|------------------|
| | | 已確認金融 資產總額 Gross amounts of recognised financial assets | 於資產負債表中 抵銷之已確認金 融負債總額 Gross amounts of recognised financial liabilities set off in the balance sheet | 於資產負債表 中列示的金融 資產淨額 Net amounts of financial assets presented in the balance sheet | 未有於資產負債表中抵銷之 相關金額 Related amounts not set off in the balance sheet | | 淨額 Net amount |
| | | 港幣百萬元 HK\$m | 港幣百萬元 HK\$m | 港幣百萬元 HK\$m | 金融工具 Financial instruments | 已收取之 現金押品 Cash collateral received | 港幣百萬元 HK\$m |
| 資產 | Assets | | | | | | |
| 衍生金融工具 | Derivative financial instruments | 11,344 | - | 11,344 | (6,605) | (1,826) | 2,913 |
| 其他資產 | Other assets | 13,286 | (8,532) | 4,754 | - | - | 4,754 |
| 總計 | Total | 24,630 | (8,532) | 16,098 | (6,605) | (1,826) | 7,667 |

| | | 2013 | | | | | |
|-----------|-------------------------------------|--|--|--|--|---|------------------|
| | | 已確認金融 負債總額 Gross amounts of recognised financial liabilities | 於資產負債表中 抵銷之已確認金 融資產總額 Gross amounts of recognised financial assets set off in the balance sheet | 於資產負債表 中列示的金融 負債淨額 Net amounts of financial liabilities presented in the balance sheet | 未有於資產負債表中抵銷之 相關金額 Related amounts not set off in the balance sheet | | 淨額 Net amount |
| | | 港幣百萬元 HK\$m | 港幣百萬元 HK\$m | 港幣百萬元 HK\$m | 金融工具 Financial instruments | 已抵押之 現金押品 Cash collateral pledged | 港幣百萬元 HK\$m |
| 負債 | Liabilities | | | | | | |
| 衍生金融工具 | Derivative financial instruments | 9,098 | - | 9,098 | (6,605) | - | 2,493 |
| 回購協議 | Repurchase agreements | 2,100 | - | 2,100 | (2,100) | - | - |
| 其他負債 | Other liabilities | 8,784 | (8,532) | 252 | - | - | 252 |
| 總計 | Total | 19,982 | (8,532) | 11,450 | (8,705) | - | 2,745 |

按本集團簽訂有關場外衍生工具和售後回購交易的淨額結算總協議，倘若發生違約或其他事先議定的事件，則同一交易對手之相關金額可採用淨額結算。

For master netting agreements of OTC derivative and sale and repurchase transactions entered into by the Group, related amounts with the same counterparty can be offset if an event of default or other predetermined events occur.

財務報表附註 (續) Notes to the Financial Statements (continued)

48. 金融資產轉移

以下為本集團不符合終止確認條件之已轉移金融資產包括交易對手持有作為售後回購協議抵押品的債務證券。

48. Transfers of financial assets

The transferred financial assets of the Group below that do not qualify for derecognition are debt securities held by counterparties as collateral under sale and repurchase agreements.

| | 2014 | | 2013 | |
|------|---|--|---|--|
| | 已轉移資產賬面值 Carrying amount of transferred assets 港幣百萬元 HK\$m | 相關負債賬面值 Carrying amount of associated liabilities 港幣百萬元 HK\$m | 已轉移資產賬面值 Carrying amount of transferred assets 港幣百萬元 HK\$m | 相關負債賬面值 Carrying amount of associated liabilities 港幣百萬元 HK\$m |
| 回購協議 | | Repurchase agreements | | |
| | 3,840 | 3,751 | 2,100 | 2,100 |

49. 董事及高級職員貸款

根據香港《公司條例》(第622章)附表11第78條,而參照前身的香港《公司條例》(第32章)第161B條的規定,向本銀行董事及高級職員提供之貸款詳情如下:

49. Loans to directors and officers

Particulars of advances made to directors and officers of the Bank pursuant to section 78 of Schedule 11 to the Hong Kong Companies Ordinance (Chapter 622) with reference to section 161B of the predecessor Hong Kong Companies Ordinance (Chapter 32) are as follows:

| | | 2014 | 2013 |
|-----------------|---|----------------|----------------|
| | | 港幣百萬元 HK\$m | 港幣百萬元 HK\$m |
| 於年末尚未償還之有關交易總額 | Aggregate amount of relevant transactions outstanding at year end | 2,783 | 3,790 |
| 於年內未償還有關交易之最高總額 | Maximum aggregate amount of relevant transactions outstanding during the year | 7,030 | 7,661 |

財務報表附註 (續) Notes to the Financial Statements (continued)

50. 主要之有關連人士交易 50. Significant related party transactions

中華人民共和國國務院通過中國投資有限責任公司(「中投」)、其全資附屬公司中央匯金投資有限責任公司(「匯金」)及匯金擁有控制權益之中國銀行，對本集團實行控制。

The Group is subject to the control of the State Council of the PRC Government through China Investment Corporation ("CIC"), its wholly-owned subsidiary Central Huijin Investment Ltd. ("Central Huijin"), and BOC in which Central Huijin has controlling equity interests.

(a) 與母公司及母公司控制之其他公司進行的交易

(a) Transactions with the parent companies and the other companies controlled by the parent companies

母公司的基本資料：

General information of the parent companies:

本集團受中國銀行控制。匯金是中國銀行之控股公司，亦是中投的全資附屬公司，而中投是從事外匯資金投資管理業務的國有獨資公司。

The Group is controlled by BOC. Central Huijin is the controlling entity of BOC, and it is a wholly-owned subsidiary of CIC which is a wholly state-owned company engaging in foreign currency investment management.

匯金於某些內地實體均擁有控制權益。

Central Huijin has controlling equity interests in certain other entities in the PRC.

本集團在正常業務中與此等實體進行銀行業務交易，包括貸款、證券投資及貨幣市場交易。

The Group enters into banking transactions with these entities in the normal course of business which include loans, investment securities and money market transactions.

大部分與中國銀行進行的交易源自貨幣市場活動。於 2014 年 12 月 31 日，本集團相關應收及應付中國銀行款項總額分別為港幣 1,574.23 億元 (2013 年：港幣 1,306.57 億元) 及港幣 618.44 億元 (2013 年：港幣 412.63 億元)。截至 2014 年 12 月 31 日止年度，與中國銀行釐做此類業務過程中產生的收入及支出總額分別為港幣 55.63 億元 (2013 年：港幣 22.77 億元) 及港幣 4.00 億元 (2013 年：港幣 1.46 億元)。與中國銀行控制之其他公司並無重大交易。

The majority of transactions with BOC arise from money market activities. As at 31 December 2014, the related aggregate amounts due from and to BOC of the Group were HK\$157,423 million (2013: HK\$130,657 million) and HK\$61,844 million (2013: HK\$41,263 million) respectively. The aggregate amounts of income and expenses of the Group arising from these transactions with BOC for the year ended 31 December 2014 were HK\$5,563 million (2013: HK\$2,277 million) and HK\$400 million (2013: HK\$146 million) respectively. Transactions with other companies controlled by BOC are not considered material.

財務報表附註 (續) Notes to the Financial Statements (continued)

50. 主要之有關連人士交易 (續) 50. Significant related party transactions (continued)

(b) 與政府機構、代理機構、附屬機構及其他國有控制實體的交易

中華人民共和國國務院通過中投及匯金對本集團實施控制，而中華人民共和國國務院亦通過政府機構、代理機構、附屬機構及其他國有控制實體直接或間接控制大量其他實體。本集團按一般商業條款與政府機構、代理機構、附屬機構及其他國有控制實體進行常規銀行業務交易。

這些交易包括但不局限於下列各項：

- 借貸、提供授信及擔保和接受存款；
- 銀行同業之存放及結餘；
- 出售、購買、包銷及贖回由其他國有控制實體所發行之債券；
- 提供外匯、匯款及相關投資服務；
- 提供信託業務；及
- 購買公共事業、交通工具、電信及郵政服務。

(b) Transactions with government authorities, agencies, affiliates and other state controlled entities

The Group is subject to the control of the State Council of the PRC Government through CIC and Central Huijin, which also directly and indirectly controls a significant number of entities through its government authorities, agencies, affiliates and other state controlled entities. The Group enters into banking transactions with government authorities, agencies, affiliates and other state controlled entities in the normal course of business at commercial terms.

These transactions include, but are not limited to, the following:

- lending, provision of credits and guarantees, and deposit taking;
- inter-bank balance taking and placing;
- sales, purchase, underwriting and redemption of bonds issued by other state controlled entities;
- rendering of foreign exchange, remittance and investment related services;
- provision of fiduciary activities; and
- purchase of utilities, transport, telecommunication and postage services.

財務報表附註 (續) Notes to the Financial Statements (continued)

50. 主要之有關連人士交易 (續) 50. Significant related party transactions (continued)

(c) 與聯營公司、合資企業及其他有關連人士在正常業務範圍內進行之交易摘要

與本集團之聯營公司、合資企業及其他有關連人士達成之有關連人士交易所產生之總收入／支出及結餘概述如下：

(c) Summary of transactions entered into during the ordinary course of business with associates, a joint venture and other related parties

The aggregate income/expenses and balances arising from related party transactions with associates, a joint venture and other related parties of the Group are summarised as follows:

| | 2014 | | 2013 | |
|-------------|--|---|--|---|
| | 聯營公司及合資企業 Associates and joint venture 港幣百萬元 HK\$'m | 其他有關連人士 Other related parties 港幣百萬元 HK\$'m | 聯營公司及合資企業 Associates and joint venture 港幣百萬元 HK\$'m | 其他有關連人士 Other related parties 港幣百萬元 HK\$'m |
| 收益表項目： | Income statement items: | | | |
| 已收／應收行政服務費用 | | Administrative services fees received/receivable | | |
| | - | 9 | - | 9 |
| 其他經營支出 | Other operating expenses | | | |
| | 59 | - | 49 | - |
| 資產負債表項目： | Balance sheet items: | | | |
| 客戶存款 | Deposits from customers | | | |
| | 1 | - | 22 | - |

財務報表附註 (續) Notes to the Financial Statements (continued)

50. 主要之有關連人士交易 (續) 50. Significant related party transactions (continued)

(d) 主要高層人員

主要高層人員是指某些能直接或間接擁有權力及責任來計劃、指導及掌管集團業務之人士，包括董事、高層管理人員及公司秘書。本集團在正常業務中會接受主要高層人員存款及向其提供貸款及信貸融資。於本年及去年，本集團並沒有與本銀行及其控股公司之主要高層人員或其有關連人士進行重大交易。

主要高層人員截至12月31日止年度之薪酬如下：

薪酬及其他短期員工福利
退休福利

(d) Key management personnel

Key management personnel are those persons having authority and responsibility for planning, directing and controlling the activities of the Group, directly or indirectly, including directors, senior management and company secretary. The Group accepts deposits from and grants loans and credit facilities to key management personnel in the ordinary course of business. During both the current and prior years, no material transaction was conducted with key management personnel of the Bank and its holding companies, as well as parties related to them.

The compensation of key management personnel for the year ended 31 December is detailed as follows:

| | 2014 港幣百萬元 HK\$'m | 2013 港幣百萬元 HK\$'m |
|---|-------------------------|-------------------------|
| Salaries and other short-term employee Benefits | 61 | 66 |
| Post-employment benefits | 1 | 1 |
| | 62 | 67 |

(e) 與附屬公司的結餘

於2014年12月31日，本銀行在日常業務過程中按一般商業條款進行交易產生的應收及應付附屬公司款項總額分別為港幣273.11億元（2013年：港幣262.62億元）及港幣58.34億元（2013年：港幣38.95億元）。

(e) Balances with subsidiaries

As at 31 December 2014, the aggregate sums of amounts due from subsidiaries and amounts due to subsidiaries of the Bank arising from transactions entered into during the normal course of business at commercial terms are HK\$27,311 million (2013: HK\$26,262 million) and HK\$5,834 million (2013: HK\$3,895 million) respectively.

財務報表附註 (續) Notes to the Financial Statements (continued)

51. 貨幣風險

51. Currency concentrations

下表列出本集團因自營交易、非自營交易及結構性倉盤而產生之主要外幣風險額，並參照金管局報表「認可機構持有外匯情況」的填報指示而編製。期權盤淨額乃根據所有外匯期權合約之「得爾塔加權持倉」為基礎計算。

The following is a summary of the Group's major foreign currency exposures arising from trading, non-trading and structural positions and is prepared with reference to the Completion Instructions for the prudential return "Foreign Currency Position of an Authorised Institution" issued by the HKMA. The net options position is calculated based on the basis of delta-weighted positions of all foreign exchange options contracts.

| | | 2014 | | | | | | | |
|-------------|---------------------------|-------------------------------|--------------|----------|--------------------|----------------|-----------|--------------------------|--------------------------|
| | | 港幣百萬元等值 | | | | | | | |
| | | Equivalent in million of HK\$ | | | | | | | |
| | | 美元 | 日圓 | 歐元 | 澳元 | 英鎊 | 人民幣 | 其他外幣 | 外幣總額 |
| | | US Dollars | Japanese Yen | Euro | Australian Dollars | Pound Sterling | Renminbi | Other foreign currencies | Total foreign currencies |
| 現貨資產 | Spot assets | 507,965 | 1,466 | 18,063 | 22,392 | 9,688 | 604,486 | 16,360 | 1,180,420 |
| 現貨負債 | Spot liabilities | (422,806) | (5,518) | (15,050) | (22,256) | (11,715) | (508,972) | (16,883) | (1,003,200) |
| 遠期買入 | Forward purchases | 728,458 | 67,974 | 57,895 | 41,806 | 32,445 | 329,654 | 38,306 | 1,296,538 |
| 遠期賣出 | Forward sales | (805,959) | (63,934) | (60,757) | (41,870) | (30,334) | (422,231) | (37,897) | (1,462,982) |
| 期權盤淨額 | Net options position | 2,613 | (1) | (4,463) | 12 | (4) | (2,625) | (31) | (4,499) |
| 長 / (短) 盤淨額 | Net long/(short) position | 10,271 | (13) | (4,312) | 84 | 80 | 312 | (145) | 6,277 |
| 結構性倉盤淨額 | Net structural position | 277 | - | - | - | - | 9,308 | - | 9,585 |

| | | 2013 | | | | | | | |
|-------------|---------------------------|-------------------------------|--------------|----------|--------------------|----------------|-----------|--------------------------|--------------------------|
| | | 港幣百萬元等值 | | | | | | | |
| | | Equivalent in million of HK\$ | | | | | | | |
| | | 美元 | 日圓 | 歐元 | 澳元 | 英鎊 | 人民幣 | 其他外幣 | 外幣總額 |
| | | US Dollars | Japanese Yen | Euro | Australian Dollars | Pound Sterling | Renminbi | Other foreign currencies | Total foreign currencies |
| 現貨資產 | Spot assets | 509,043 | 1,093 | 11,963 | 22,583 | 1,447 | 556,172 | 16,566 | 1,118,867 |
| 現貨負債 | Spot liabilities | (379,485) | (3,797) | (11,663) | (31,203) | (12,441) | (509,246) | (17,849) | (965,684) |
| 遠期買入 | Forward purchases | 438,862 | 42,992 | 49,900 | 34,026 | 25,008 | 197,747 | 36,646 | 825,181 |
| 遠期賣出 | Forward sales | (562,242) | (40,424) | (50,197) | (25,635) | (14,046) | (239,201) | (35,547) | (967,292) |
| 期權盤淨額 | Net options position | 2,416 | - | (1) | (5) | 4 | (2,991) | (5) | (582) |
| 長 / (短) 盤淨額 | Net long/(short) position | 8,594 | (136) | 2 | (234) | (28) | 2,481 | (189) | 10,490 |
| 結構性倉盤淨額 | Net structural position | 333 | - | - | - | - | 9,075 | - | 9,408 |

財務報表附註 (續) Notes to the Financial Statements (continued)

52. 跨國債權

以下分析乃參照有關跨國債權之金管局報表的填報指示而編製。跨國債權為海外交易對手之最終風險承擔的地區分佈，並會按照交易對手所在地計入風險轉移。若債權之擔保人所在地與交易對手所在地不同，則風險將轉移至擔保人之所在地。若債權屬銀行之海外分行，其風險將會轉移至該銀行之總行所在地。本集團的個別國家或區域其已計及風險轉移後佔跨國債權總額 10%或以上之債權總額如下：

52. Cross-border claims

The below analysis is prepared with reference to the Completion Instructions for the HKMA return of cross-border claims. Cross-border claims are exposures to foreign counterparties on which the ultimate risk lies, and are derived according to the location of the counterparties after taking into account the transfer of risk. For a claim guaranteed by a party situated in a country different from the counterparty, the risk will be transferred to the country of the guarantor. For a claim on an overseas branch of a bank whose head office is located in another country, the risk will be transferred to the country where its head office is located. Claims on individual countries or areas, after risk transfer, amounting to 10% or more of the aggregate cross-border claims of the Group are shown as follows:

| | | 2014 | | | |
|----------|-------------------------------|-----------------|-------------------------------------|-----------------|-----------------|
| | | 銀行 Banks | 公營單位* Public sector entities* | 其他 Others | 總計 Total |
| | | 港幣百萬元 HK\$'m | 港幣百萬元 HK\$'m | 港幣百萬元 HK\$'m | 港幣百萬元 HK\$'m |
| 亞洲，不包括香港 | Asia, other than Hong Kong | | | | |
| - 中國內地 | - Mainland of China | 402,814 | 88,779 | 196,795 | 688,388 |
| - 其他 | - Others | 50,794 | 7,541 | 36,794 | 95,129 |
| 總計 | Total | <u>453,608</u> | <u>96,320</u> | <u>233,589</u> | <u>783,517</u> |
| | | 2013 | | | |
| | | 銀行 Banks | 公營單位* Public sector entities* | 其他 Others | 總計 Total |
| | | 港幣百萬元 HK\$'m | 港幣百萬元 HK\$'m | 港幣百萬元 HK\$'m | 港幣百萬元 HK\$'m |
| 亞洲，不包括香港 | Asia, other than Hong Kong | | | | |
| - 中國內地 | - Mainland of China | 398,379 | 126,445 | 137,717 | 662,541 |
| - 其他 | - Others | 46,681 | 9,416 | 28,841 | 84,938 |
| 總計 | Total | <u>445,060</u> | <u>135,861</u> | <u>166,558</u> | <u>747,479</u> |

* 上表所列示的風險承擔並沒有在《銀行業(資本)規則》內分類為認可公營單位。

* There are no exposures eligible to be classified as public sector entities under the Banking (Capital) Rules in the tables above.

財務報表附註 (續) Notes to the Financial Statements (continued)

53. 非銀行的內地風險承擔

對非銀行交易對手的內地相關風險承擔之分析乃參照金管局有關報表的填報指示所列之機構類別及直接風險之類別以分類。此報表僅計及中銀香港之內地風險承擔。

53. Non-bank Mainland exposures

The analysis of non-bank Mainland exposures is based on the categories of non-bank counterparties and the type of direct exposures with reference to the Completion Instructions for the HKMA return of non-bank Mainland exposures, which includes the Mainland exposures extended by BOCHK only.

| | 金管局報表 項目 Items in HKMA return | 2014 | | 總風險承擔 Total exposure 港幣百萬元 HK\$m | |
|---------------------------------------|--|--|---|--|----------------|
| | | 資產負債 表內的 風險承擔 On-balance sheet exposure 港幣百萬元 HK\$m | 資產負債 表外的 風險承擔 Off-balance sheet exposure 港幣百萬元 HK\$m | | |
| 中央政府、中央政府持有的 機構、其附屬公司及合資 企業 | Central government, central government-owned entities and their subsidiaries and joint ventures | 1 | 236,711 | 31,179 | 267,890 |
| 地方政府、地方政府持有的 機構、其附屬公司及合資 企業 | Local governments, local government-owned entities and their subsidiaries and joint ventures | 2 | 55,275 | 9,503 | 64,778 |
| 中國籍境內居民或其他在境 內註冊的機構、其附屬公 司及合資企業 | PRC nationals residing in Mainland or other entities incorporated in Mainland and their subsidiaries and joint ventures | 3 | 32,199 | 5,537 | 37,736 |
| 不包括在上述第一項中央政 府內的其他機構 | Other entities of central government not reported in item 1 above | 4 | 2,845 | 1,894 | 4,739 |
| 不包括在上述第二項地方政 府內的其他機構 | Other entities of local governments not reported in item 2 above | 5 | 39 | - | 39 |
| 中國籍境外居民或在境外註 冊的機構，其用於境內的 信貸 | PRC nationals residing outside Mainland or entities incorporated outside Mainland where the credit is granted for use in Mainland | 6 | 47,024 | 8,700 | 55,724 |
| 其他交易對手而其風險承擔 被視為非銀行的內地風險 承擔 | Other counterparties where the exposures are considered to be non-bank Mainland exposures | 7 | 1,242 | - | 1,242 |
| 總計 | Total | 8 | 375,335 | 56,813 | 432,148 |
| 扣減準備金後的資產總額 | Total assets after provision | 9 | 1,759,394 | | |
| 資產負債表內的風險承擔 佔資產總額百分比 | On-balance sheet exposures as percentage of total assets | 10 | 21.33% | | |

財務報表附註 (續) Notes to the Financial Statements (continued)

53. 非銀行的內地風險承擔 (續) 53. Non-bank Mainland exposures (continued)

| | | (重列) (Restated) 2013 | | | |
|---|---|--|---|----------------------------|----------------|
| | | 資產負債 表內的 風險承擔 On-balance sheet exposure | 資產負債 表外的 風險承擔 Off-balance sheet exposure | 總風險承擔 Total exposure | |
| 金管局報表 項目 Items in HKMA return | | 港幣百萬元 HK\$m | 港幣百萬元 HK\$m | 港幣百萬元 HK\$m | |
| 中央政府、中央政府持有的機構、其附屬公司及合資企業 | Central government, central government-owned entities and their subsidiaries and joint ventures | 1 | 190,290 | 29,469 | 219,759 |
| 地方政府、地方政府持有的機構、其附屬公司及合資企業 | Local governments, local government-owned entities and their subsidiaries and joint ventures | 2 | 49,560 | 15,548 | 65,108 |
| 中國籍境內居民或其他在境內註冊的機構、其附屬公司及合資企業 | PRC nationals residing in Mainland or other entities incorporated in Mainland and their subsidiaries and joint ventures | 3 | 34,640 | 6,043 | 40,683 |
| 不包括在上述第一項中央政府內的其他機構 | Other entities of central government not reported in item 1 above | 4 | 1,742 | - | 1,742 |
| 不包括在上述第二項地方政府內的其他機構 | Other entities of local governments not reported in item 2 above | 5 | - | - | - |
| 中國籍境外居民或在境外註冊的機構，其用於境內的信貸 | PRC nationals residing outside Mainland or entities incorporated outside Mainland where the credit is granted for use in Mainland | 6 | 42,741 | 13,390 | 56,131 |
| 其他交易對手而其風險承擔被視為非銀行的內地風險承擔 | Other counterparties where the exposures are considered to be non-bank Mainland exposures | 7 | 190 | - | 190 |
| 總計 | Total | 8 | <u>319,163</u> | <u>64,450</u> | <u>383,613</u> |
| 扣減準備金後的資產總額 | Total assets after provision | 9 | <u>1,659,984</u> | | |
| 資產負債表內的風險承擔佔資產總額百分比 | On-balance sheet exposures as percentage of total assets | 10 | <u>19.23%</u> | | |

比較數字已重新列示，以符合本年之列示形式。

The comparative amounts have been restated to conform with the current year's presentation.

財務報表附註 (續)

Notes to the Financial Statements (continued)

54. 最終控股公司

54. Ultimate holding company

中華人民共和國國務院通過中國投資有限責任公司、其全資附屬公司中央匯金投資有限責任公司(「匯金」)及匯金擁有控制權益之中國銀行,對本集團實行控制。

The Group is subject to the control of the State Council of the PRC Government through China Investment Corporation, its wholly-owned subsidiary Central Huijin Investment Ltd. (“Central Huijin”), and BOC in which Central Huijin has controlling equity interests.

55. 財務報表核准

55. Approval of financial statements

本財務報表於 2015 年 3 月 25 日經董事會通過及核准發佈。

The financial statements were approved and authorised for issue by the Board of Directors on 25 March 2015.

未經審核之
補充財務資料

Unaudited Supplementary Financial Information

1. 信貸、市場及操作風險的監管資本 **1. Regulatory capital for credit, market and operational risks**

就信貸風險、市場風險及操作風險計算監管資本的基準已於財務報表附註 4.4 中描述。

The bases of regulatory capital calculation for credit risk, market risk and operational risk are described in Note 4.4 to the Financial Statements.

本補充財務資料第1至9部分以監管規定的綜合基礎編製。此等監管綜合基礎載於財務報表附註4.4(A)。

Sections 1 to 9 of the supplementary financial information have been prepared on a consolidated basis for regulatory purposes. The basis of regulatory consolidation is set out in Note 4.4(A) to the Financial Statements.

下表概述於該綜合基礎上計算之信貸、市場及操作風險監管資本。

The table below summarises the regulatory capital computed on the same consolidation basis for credit, market, and operational risks.

| | | <u>2014</u> | <u>2013</u> |
|------|------------------|----------------------|----------------------|
| | | 港幣百萬元 HK\$m | 港幣百萬元 HK\$m |
| 信貸風險 | Credit risk | 66,708 | 65,327 |
| 市場風險 | Market risk | 1,546 | 1,329 |
| 操作風險 | Operational risk | 5,664 | 5,038 |
| | | <u>73,918</u> | <u>71,694</u> |

有關本集團之資本管理及資本比率詳情，請見財務報表附註 4.4。

For details of capital management and capital ratios of the Group, please refer to Note 4.4 to the Financial Statements.

未經審核之
補充財務資料 (續)

Unaudited Supplementary Financial Information (continued)

2. 信貸風險資本規定

2. Capital requirements for credit risk

下表列示《銀行業(資本)規則》就各類別和子類別的信貸風險承擔的資本規定。

The tables below show the capital requirements for each class and subclass of credit risk exposures as specified in the Banking (Capital) Rules.

| | | 2014 港幣百萬元 HK\$m | 2013 港幣百萬元 HK\$m |
|----------------------------------|---|------------------------|------------------------|
| 內部評級基準計算法下的風險承擔所需資本 | Capital required for exposures under the IRB approach | | |
| 企業 | Corporate | | |
| 監管分類準則計算法下的 | Specialised lending under supervisory slotting criteria | | |
| 專門性借貸 | approach | | |
| - 項目融資 | - Project finance | 120 | 76 |
| 中小企業 | Small-and-medium sized corporates | 4,080 | 3,946 |
| 其他企業 | Other corporates | 31,703 | 33,669 |
| 銀行 | Bank | | |
| 銀行 | Banks | 17,873 | 16,179 |
| 證券公司 | Securities firms | 37 | 77 |
| 零售 | Retail | | |
| 住宅按揭貸款 | Residential mortgages | | |
| - 個人 | - Individuals | 1,617 | 985 |
| - 空殼公司 | - Property-holding shell companies | 59 | 46 |
| 合資格循環零售 | Qualifying revolving retail | 974 | 866 |
| 其他個人零售 | Other retail to individuals | 645 | 502 |
| 零售小企業 | Small business retail | 86 | 70 |
| 其他 | Others | | |
| 現金項目 | Cash items | - | - |
| 其他項目 | Other items | 6,354 | 6,084 |
| 證券化 | Securitisation | 5 | 8 |
| 信貸估值調整 | Credit valuation adjustment | 407 | 515 |
| 內部評級基準計算法下的風險承擔所需資本規定總額 | Total capital requirements for exposures under the IRB approach | 63,960 | 63,023 |
| 標準(信貸風險)計算法下的風險承擔所需資本 | Capital required for exposures under the standardised (credit risk) approach | | |
| 資產負債表內風險承擔 | On-balance sheet exposures | | |
| 官方實體 | Sovereigns | 34 | 82 |
| 公營單位 | Public sector entities | 63 | 63 |
| 銀行 | Banks | 117 | 18 |
| 企業 | Corporates | 903 | 726 |
| 監管零售 | Regulatory retail | 607 | 526 |
| 住宅按揭貸款 | Residential mortgage loans | 448 | 342 |
| 不屬逾期的其他風險承擔 | Other exposures which are not past due | 308 | 288 |
| 逾期風險承擔 | Past due exposures | 10 | 4 |
| 資產負債表外風險承擔 | Off-balance sheet exposures | | |
| 除證券融資交易及衍生工具合約外的資產負債表外風險承擔 | Off-balance sheet exposures other than securities financing transactions and derivative contracts | 232 | 233 |
| 證券融資交易及衍生工具合約 | Securities financing transactions and derivative contracts | 26 | 22 |
| 證券化 | Securitisation | - | - |
| 標準(信貸風險)計算法下的風險承擔所需資本規定總額 | Total capital requirements for exposures under the standardised (credit risk) approach | 2,748 | 2,304 |
| 信貸風險承擔所需資本規定總額 | Total capital requirements for credit risk exposures | 66,708 | 65,327 |

未經審核之

Unaudited Supplementary Financial Information (continued)

補充財務資料 (續)

3. 內部評級基準計算法下的信貸風險 **3. Credit risk under the internal ratings-based approach**

3.1 內部評級系統及風險組成部分

3.1 The internal rating systems and risk components

為計算監管資本規定，本集團對大部分企業和銀行的風險承擔使用基礎內部評級基準計算法，對專門性借貸的項目融資使用監管分類準則計算法，對個人和小企業的零售風險承擔使用零售內部評級基準計算法。下表列出本集團各資產分類及子分類之風險承擔（除證券化風險承擔外）所採用的資本計算方法。

The Group adopts the FIRB approach to calculate the regulatory capital requirements for most of the corporate and bank exposures, and adopts the supervisory slotting criteria approach to project finance exposures under "specialised lending". The Group adopts retail IRB approach for retail exposures to individuals and small business. The following is the table showing the Group's different capital calculation approaches to each asset class and sub-classes of exposures (other than securitisation exposures).

未經審核之 **Unaudited Supplementary Financial Information (continued)**
補充財務資料 (續)

3. 內部評級基準計算法下的信貸風險 (續) **3. Credit risk under the internal ratings-based approach (continued)**

3.1 內部評級系統及風險組成部分 (續) **3.1 The internal rating systems and risk components (continued)**

| 資產分類 Asset class | 子分類風險承擔 Exposure sub-class | 資本計算法 Capital calculation approach |
|---------------------------------|---|--|
| 企業風險承擔 Corporate exposures | 監管分類準則計算法下的專門性借貸 (項目融資) Specialised lending under supervisory slotting criteria approach (project finance) | 監管分類準則計算法 Supervisory Slotting Criteria Approach |
| | 中小企業 Small-and-medium sized corporates | 基礎內部評級基準計算法 FIRB Approach |
| | 其他企業 Other corporates | |
| 官方實體風險承擔 Sovereign exposures | 官方實體 Sovereigns | 標準 (信貸風險) 計算法 Standardised (credit risk) Approach |
| | 屬官方實體非本地公營單位 Sovereign foreign public sector entities | |
| | 多邊發展銀行 Multilateral development banks | |
| 銀行風險承擔 Bank exposures | 銀行 Banks | 基礎內部評級基準計算法 FIRB Approach |
| | 證券公司 Securities firms | |
| | 公營單位 (不包括屬官方實體非本地公營單位) Public sector entities (excluding sovereign foreign public sector entities) | 標準 (信貸風險) 計算法 Standardised (credit risk) Approach |
| 零售風險承擔 Retail exposures | 個人住宅按揭貸款 Residential mortgages to individuals | 零售內部評級基準計算法 Retail IRB Approach |
| | 空殼公司住宅按揭貸款 Residential mortgages to property-holding shell companies | |
| | 合資格循環零售 Qualifying revolving retail | |
| | 其他個人零售 Other retail to individuals | |
| | 零售小企業 Small business retail | |
| 股權風險承擔 Equity exposures | - | 標準 (信貸風險) 計算法 Standardised (credit risk) Approach |
| 其他風險承擔 Other exposures | 現金項目 Cash items | 特定風險權重計算法 Specific Risk-weight Approach |
| | 其他項目 Other items | |

未經審核之

Unaudited Supplementary Financial Information (continued)

補充財務資料 (續)

3. 內部評級基準計算法下的信貸風險 (續) 3. Credit risk under the internal ratings-based approach (continued)

3.1 內部評級系統及風險組成部分 (續)

3.1 The internal rating systems and risk components (continued)

(A) 內部評級系統結構及內部評級與外部評級對應關係

(A) The structure of internal rating systems and the relationship between internal ratings and external ratings

本集團使用的內部評級系統是一個兩維評級系統，分別提供借款人及交易特性的評估。於企業和銀行組合中，債務人評級維度反映借款人的違約風險，授信評級維度反映債務人一旦違約時影響損失嚴重程度的特定交易因素。

The Group's internal rating system is a two dimensional rating system that provides separate assessment of borrower and transaction characteristics. For corporate and bank portfolios, the obligor rating dimension reflects exclusively the risk of borrower default and the facility rating dimension reflects transaction specific factors that affect the loss severity in the case of borrower default.

本集團開發了統計模型以自行估算企業、銀行和零售債務人的違約概率(PD)，以及使用零售內部評級基準計算法下零售風險承擔的違約損失率(LGD)和違約風險承擔(EAD)。

The Group developed statistical models to provide own estimated probability of default ("PD") for its corporate, bank and retail borrowers, and loss given default ("LGD") and exposure at default ("EAD") for retail exposures under retail IRB approach.

本集團使用內部評級系統評估所有內部評級基準計算法下借款人的違約可能性。違約概率估算借款人一年期內的違約風險。借款人信貸級別反映在特定的具體評級標準下對某些信貸能力相似的借款人的分類，從而推算出違約概率平均值以計算風險加權資產。

The Group uses internal rating system to assess the borrower's likelihood of default for all IRB portfolios. PD estimates the risk of borrower default over a one-year period. A borrower credit grade means a grouping of similar credit-worthiness to which borrowers are assigned on the basis of specified and distinct set of rating criteria, from which the average PD are derived for RWA calculation.

在確定債務人評級的過程中，會對每個債務人最新的財務表現的變數、管理層質素、行業風險、關聯集團和預警性負面因素影響進行評估，並據此作為關鍵因素以預測在不同經濟條件下履行其合約責任的能力和意願。

In the process of obligor rating assignment, variables of latest financial performance, management quality, industry risks, group connection and negative warning signals of each obligor are assessed as critical factors to predict borrower's ability and willingness to meet with the contractual obligations under different economic conditions.

未經審核之

Unaudited Supplementary Financial Information (continued)

補充財務資料 (續)

3. 內部評級基準計算法下的信貸風險 (續) 3. Credit risk under the internal ratings-based approach (continued)

3.1 內部評級系統及風險組成部分 (續)

3.1 The internal rating systems and risk components (continued)

(A) 內部評級系統結構及內部評級與外部評級對應關係 (續)

(A) The structure of internal rating systems and the relationship between internal ratings and external ratings (continued)

企業和銀行債務人及零售違約概率組別分為8個債務人評級，包括7個非違約債務人級別且細分至26個信貸級別和1個違約級別。而根據金管局指引規定，使用監管分類準則計算法的項目融資風險承擔，分為4個非違約級別和1個違約級別。對於零售內部評級基準計算法組合的分組估算，按債務人性質、授信類型、抵押品種類和逾期狀況分為不同違約概率、違約風險承擔和違約損失率組別。分組過程為個人住宅按揭貸款和空殼公司住宅按揭貸款、合資格循環零售風險承擔、其他個人零售風險承擔和零售小企業風險承擔的違約概率、違約損失率和違約風險承擔準確及一致的估算奠定了基礎。根據金管局指引規定，所有企業和銀行的信貸交易都需訂立授信評級（按照違約損失率程度）。違約損失率與違約概率相乘產出預期損失(EL)，用以對信貸風險進行量化評估。

The obligors for corporate and bank, and retail PD pools are assigned into eight broad obligor ratings including seven grades for non-defaulted obligors with sub-divisions into 26 minor credit grades and one for defaulted obligors. In the supervisory slotting criteria approach for the project finance exposures, there are four grades for non-defaulted borrowers and one for defaulted borrowers in accordance with the HKMA guidance. The estimates for retail IRB portfolios are pooled by nature of obligors, facility types, collateral types and delinquency status into different PD, EAD and LGD pools. This pooling process provides the basis of accurate and consistent estimation for PD, LGD and EAD at the pool level for exposures arising from residential mortgages to both individuals and property-holding shell companies, qualifying revolving retail exposures and other retail exposures to individuals and small business retail exposures. All credit transactions for corporates and banks are assigned facility ratings (in terms of LGD) in accordance with the HKMA guidance. LGD estimates multiplied by the PD estimates produce the expected loss ("EL") estimates, which are used to assess credit risk quantitatively.

未經審核之 **Unaudited Supplementary Financial Information (continued)**
補充財務資料 (續)

3. 內部評級基準計算法下的信貸風險 (續) **3. Credit risk under the internal ratings-based approach (continued)**

3.1 內部評級系統及風險組成部分 (續) **3.1 The internal rating systems and risk components (continued)**

(A) 內部評級系統結構及內部評級與外部評級對應關係 (續)

每個內部評級按違約風險程度和外部評級對應如下：

(A) The structure of internal rating systems and the relationship between internal ratings and external ratings (continued)

For each internal rating, the equivalent external rating in terms of default risk is as below:

| 內部信貸級別 Internal Credit Grades | 內部評級定義 Definition of Internal Ratings | | 對應標準普爾評級 Standard & Poor's Equivalent |
|----------------------------------|--|---|--|
| 1 | 債務人級別“1”和“2”表示極低的違約風險。 債務人履行債務責任的能力非常強。 | The obligors in grades “1” and “2” have extremely low default risk. The obligor’s capacity to meet its financial commitment on the obligation is extremely strong. | AAA |
| 2 | | | AA+ |
| | | | AA |
| | | | AA- |
| 3 | 債務人級別“3”表示低違約風險，但在一定程度上有可能受不利市場環境和經濟條件影響，履行債務責任的能力尚強。 | The obligors in grade “3” have low default risk but are somewhat susceptible to the adverse effects of changes in circumstances and economic conditions. However, the obligor’s capacity to meet its financial commitment on the obligation is very strong. | A+ |
| | | | A |
| | | | A- |
| 4 | 債務人級別“4”表示相對較低的違約風險且現在仍有足夠保障，但可能受不利經濟條件或環境變化影響而削弱其履行債務責任的能力。 | The obligors in grade “4” have relatively low default risk and are currently under adequate protection. However, adverse economic conditions or changing circumstances are likely to lead to a weakened capacity of the obligor to meet its financial commitment on the obligation. | BBB+ |
| | | | BBB |
| | | | BBB- |
| 5 | 債務人級別“5”表示中度違約風險，相對其他投機級別債務人較少出現脫期還款。 但面對重大、持續不確定性或不業務、財務、經濟條件影響時，可能導致債務人償還能力不足以履行債務責任。 | The obligors in grade “5” have medium default risk which are less vulnerable to nonpayment than other speculative obligors. However, they face major ongoing uncertainties or exposure to adverse business, financial, or economic conditions which could lead to the obligor’s inadequate capacity to meet its financial commitment on the obligation. | BB+ |
| | | | BB |
| | | | BB- |
| 6 | 債務人級別“6”表示顯著至很高違約風險及容易出現脫期還款。 債務人目前至短期內尚有履行債務責任，但不利的業務、財務或經濟條件變化將極可能導致無力或不願履行債務責任。 | The obligors in grade “6” have significant to very high default risk and are vulnerable to nonpayment. The obligors currently and in the near term have the capacity to meet its financial commitment on the obligation but adverse business, financial, or economic conditions will very likely impair the obligor’s capacity or willingness to meet its financial commitment on the obligation. | B+ |
| | | | B |
| | | | B- |
| 7 | 債務人級別“7”表示極高違約風險且目前相當容易出現脫期還款；債務人能否履行債務責任，取決於是否有有利的業務、財務或經濟條件配合；一旦這些條件發生不利變化，即很可能無法履行債務責任。 | The obligors in grade “7” have very high default risk and are currently quite vulnerable to nonpayment. The obligors’ ability to meet their financial commitment and obligation are dependent upon favorable business, financial, and economic conditions. In the event of adverse business, financial, or economic conditions, these obligors are not likely to have the capacity to meet its financial commitment on the obligation. | CCC |
| | | | CC |
| | | | C |
| 8 | 債務人級別“8”表示還款違約。 | Obligors rated “8” are in payment default. | D |

未經審核之

Unaudited Supplementary Financial Information (continued)

補充財務資料 (續)

3. 內部評級基準計算法下的信貸風險 (續) 3. Credit risk under the internal ratings-based approach (continued)

3.1 內部評級系統及風險組成部分 (續)

3.1 The internal rating systems and risk components (continued)

(B) 內部估算值的用途

(B) Use of internal estimates

本集團除使用違約概率估算值於計算企業及銀行風險承擔的監管資本外，為加強日常所有信貸業務的管理，集團採用違約概率、違約損失率及違約風險承擔的估算結果，應用於信貸審批、信貸監控、信貸風險報告及分析等。

Besides using PD estimates for regulatory capital calculation in corporate and bank exposures, the Group uses the PD together with the LGD and EAD estimates in the credit approval, credit monitoring, reporting and analysis of credit risk information, etc., for the purpose of strengthening the daily management on all credit related matters.

(C) 信貸風險緩釋工具之管理及確認程序

(C) Process of managing and recognising credit risk mitigation

對於資本管理項下認可的抵押品，本集團在抵押品評估和管理上已制定明確的政策和程序，並符合《銀行業（資本）規則》對信貸風險緩釋認可抵押品的操作要求。

For collateral recognised under capital management, the Group has well-defined policies and procedures for collateral valuation and management which are compliant with the operational requirements for recognised collateral of credit risk mitigation as stated in the Banking (Capital) Rules.

對於採用基礎內部評級基準計算法計算資本的信貸風險承擔，其認可擔保包括由風險權重較交易對手低的銀行、企業以及證券公司所提供的擔保。本集團在考慮認可抵押品的信貸風險緩釋作用後，確定淨信貸風險承擔和有效的違約損失率。

For the credit exposures adopting FIRB approach for capital calculation purpose, the recognised eligible guarantees include the guarantees provided by banks, corporates and securities firms with a lower risk weights than the counterparty. The Group takes into account the credit risk mitigation effect of recognised collateral through its determination of the net credit exposures and the effective LGD.

未經審核之

Unaudited Supplementary Financial Information (continued)

補充財務資料 (續)

3. 內部評級基準計算法下的信貸風險 (續) 3. Credit risk under the internal ratings-based approach (continued)

3.1 內部評級系統及風險組成部分 (續)

3.1 The internal rating systems and risk components (continued)

(C) 信貸風險緩釋工具之管理及確認程序(續)

(C) Process of managing and recognising credit risk mitigation (continued)

對於零售內部評級基準計算法計算的信貸風險承擔，信貸風險緩釋的作用按擔保和抵押品性質包含在違約概率或違約損失率的內部風險參數之中。

For retail IRB approach, the effect of the credit risk mitigation is incorporated into the internal risk parameters of PD or LGD depending on the nature of the guarantees and collateral for calculating the risk exposures.

本集團所用信貸風險緩釋工具（用作資本計算的認可抵押品和認可擔保）的信貸風險集中性和市場風險集中性處於低水平。

The credit and market risk concentrations within the credit risk mitigation (recognised collateral and guarantees for capital calculation) used by the Group are under a low level.

截至報告日，在計算資本時，除了經中央交易對手結算的場外衍生工具交易及與有效雙邊淨額結算協議有關的衍生交易外，本集團並無使用任何其他資產負債表內或資產負債表外認可淨額計算作為信貸風險緩釋工具。本集團亦無使用任何認可信貸衍生工具合約作為信貸風險緩釋工具。

Up to the date of report, for capital calculation, except OTC derivative transactions cleared by central counterparties and derivatives subject to valid bilateral netting agreements, the Group has not used any other on-balance sheet or off-balance sheet recognised netting for credit risk mitigation. The Group also has not used any recognised credit derivative contracts for credit risk mitigation.

未經審核之

Unaudited Supplementary Financial Information (continued)

補充財務資料 (續)

3. 內部評級基準計算法下的信貸風險 (續) **3. Credit risk under the internal ratings-based approach (continued)**

3.1 內部評級系統及風險組成部分 (續)

3.1 The internal rating systems and risk components (continued)

(D) 內部評級系統控制機制

(D) The control mechanisms used for internal rating systems

本集團已建立了一套完善的控制機制，以確保評級系統（包括在日常業務流程使用風險組成部分以評估信貸風險）的完整性、準確性和一致性。

The Group has established a comprehensive control mechanism to ensure the integrity, accuracy and consistency of the rating systems including the processes for using the risk components in the day-to-day business to assess credit risk.

董事會轄下的風險委員會根據本集團落實新資本協議指導委員會的建議，審批所有內部評級基準計算法的風險計量模型。落實新資本協議指導委員會監督本集團在信貸決策中使用內部評級模型進行風險識別和評估的情況。

All of IRB risk models are approved by the RC of the Board on the recommendation of the Group's Basel Steering Committee ("SC"). The Basel SC supervises the use of these internal rating models for risk identification and assessments in the Group's credit decisions.

未經審核之

Unaudited Supplementary Financial Information (continued)

補充財務資料 (續)

3. 內部評級基準計算法下的信貸風險 (續) 3. Credit risk under the internal ratings-based approach (continued)

3.1 內部評級系統及風險組成部分 (續)

3.1 The internal rating systems and risk components (continued)

(D) 內部評級系統控制機制 (續)

(D) The control mechanisms used for internal rating systems (continued)

為使風險評級結果達到合理、準確的程度，本集團建立了獨立於營銷和市場推廣單位的評級審批程序。由於內部評級是信貸決策的重要因素，故已實施監控機制以確保評級的完整性、準確性和一致性。對於批發類（企業及銀行）信貸組合，內部評級結果通常由獨立於營銷和市場推廣的信貸審核人員負責審批。個別交易在金額小和信貸風險低的情況下，信貸評級則由銷售和市場推廣單位負責評級核定及批准，並由風險管理部及其他信貸監控單位定期進行貸後檢查。

In order to achieve reasonably accurate risk ratings assignment, the Group has established a rating approval process which is independent of the sales and marketing units. Since internal rating is one of the key inputs to credit decision making, a control mechanism is put in place to ensure the integrity, accuracy and consistency of the rating assignment. For the wholesale (corporate and bank) credit portfolio, internal ratings are normally approved by credit officers who are functionally separated from the sales and marketing units. In some cases where the transactions are in small amount and of very low credit risk, the credit ratings can be assigned and approved by staff within the sales and marketing units, subject to the periodic post-approval review of ratings by RMD and other credit monitoring units.

零售組合的評級確定和風險量化過程高度自動化。作為日常信貸評估過程的組成部分，自動評級所需輸入數據的準確性和完整性由獨立於業務拓展功能的單位負責核實。

The rating assignment and risk quantification process of retail portfolio are highly automated. As an integral part of the daily credit assessment process, the accuracy and completeness of data input for automatic rating assignment are verified by units independent from business development function.

根據本集團信貸風險政策，債務人評級至少每年進行重檢。在債務人發生信貸事件的情況下，根據本集團信貸風險政策，須立即進行評級重檢。

The obligor rating is reviewed at least annually as required by the Group's credit risk policy. When credit events occur to the obligor, rating review is triggered promptly in accordance with the Group's credit risk policy.

未經審核之

Unaudited Supplementary Financial Information (continued)

補充財務資料 (續)

3. 內部評級基準計算法下的信貸風險 (續) 3. Credit risk under the internal ratings-based approach (continued)

3.1 內部評級系統及風險組成部分 (續)

3.1 The internal rating systems and risk components (continued)

(D) 內部評級系統控制機制 (續)

(D) The control mechanisms used for internal rating systems (continued)

本集團設定了評級推翻程序，允許信貸分析員考慮評級模型中未能包括的其他相關信貸信息，但從保守及謹慎原則出發，通過評級推翻程序調低債務人評級的幅度不設下限，但調升評級的幅度則有限制，最多不超過2個子級別，且調升理據須限制在事先設定的適當理由清單之內。所有推翻評級需由更高一級的信貸審批授權人簽認。內部評級政策設定評級推翻觸動點為評級個案的10%。評級推翻的使用和推翻原因的分析作為檢查內部評級模型表現的一部分。

Rating override is designed to allow the credit analyst to include any other relevant credit information that has not yet been captured in the rating models. For reasons of conservatism and prudential considerations, overrides are unlimited in terms of downgrades but more restricted for upgrades. All upgrades will be limited to a maximum of two sub-grades supported by a very narrowly pre-defined list of appropriate reasons. All overrides need to be signed off by a higher level of credit approval authority. The internal rating policy sets a trigger point of 10% overrides on rating cases. The use of overrides and override reasons are analysed as part of performance review on IRB rating models.

本集團對內部評級系統的表現進行持續定期監察。高層管理人員定期審查內部評級系統的表現及預測能力。內部評級系統及程序的有效性由獨立管控單位負責。模型維護單位對內部評級系統的識別能力、準確性及穩定性進行評估，而模型驗證單位對內部評級系統作全面檢查。內部審計對內部評級系統和相關的信貸風險管控部門的運作進行檢討，檢查結果定期向董事會和高層管理人員匯報。

The performance of internal rating system is put under ongoing periodic monitoring. The senior management periodically reviews the performance and predictive ability of the internal rating system. The effectiveness of the internal rating system and processes are reviewed by independent control functions. The model maintenance unit conducts assessment on the discriminatory power, accuracy and stability of the rating systems while the validation unit performs comprehensive review of the internal rating system. Internal audit reviews the internal rating system and the operations of the related credit risk control units. The results of the review are reported to the Board and senior management regularly.

未經審核之

Unaudited Supplementary Financial Information (continued)

補充財務資料 (續)

3. 內部評級基準計算法下的信貸風險 (續) **3. Credit risk under the internal ratings-based approach (continued)**

3.1 內部評級系統及風險組成部分 (續)

3.1 The internal rating systems and risk components (continued)

(D) 內部評級系統控制機制 (續)

(D) The control mechanisms used for internal rating systems (continued)

模型驗證團隊獨立於模型開發單位和評級單位，定期利用定性和定量分析進行模型驗證。本集團制定了模型驗收標準以確保評級系統的識別能力、準確性和穩定性符合監管及管理要求。如模型的表現能力大幅下降至超出預設容忍限度，則會啟動評級模型重檢。

A model validation team which is independent from the model development unit and rating assignment units, conducts periodic model validations using both qualitative and quantitative analysis. Model acceptance standards are established to ensure the discriminatory power, accuracy and stability of the rating systems meet regulatory and management requirements. Review of a rating model will be triggered if the performance of the model deteriorates materially against pre-determined tolerance limits.

(E) 減值準備方法

(E) Approach for determining provisions

減值準備方法與本集團會計政策一致，詳情請見財務報表附註2.14「金融資產減值」。

The approach in determining provisions is in line with the Group's accounting policies. For details, please refer to Note 2.14 "Impairment of financial assets" to the Financial Statements.

未經審核之 **Unaudited Supplementary Financial Information (continued)**
 補充財務資料 (續)

3. 內部評級基準計算法下的信貸風險 (續) **3. Credit risk under the internal ratings-based approach (continued)**

3.2 內部評級基準計算法下的風險承擔

下表列示本集團除證券化風險承擔外採用各種內部評級基準計算法計算的風險承擔(包括資產負債表內及資產負債表外的違約風險承擔)。

3.2 Exposures by IRB calculation approach

The tables below show the Group's exposures other than securitisation exposures (including the EAD of on-balance sheet exposures and off-balance sheet exposures) by each IRB calculation approach.

| | | 2014 | | | | |
|-----------------------|---|--|--|--|--|-----------------------------|
| | | 基礎內部 評級基準 計算法 Foundation IRB Approach | 監管分類準則 計算法 Supervisory Slotting Criteria Approach | 零售內部 評級基準 計算法 Retail IRB Approach | 特定風險 權重計算法 Specific Risk-weight Approach | 總風險承擔 Total exposures |
| | | 港幣百萬元 HK\$m | 港幣百萬元 HK\$m | 港幣百萬元 HK\$m | 港幣百萬元 HK\$m | 港幣百萬元 HK\$m |
| 企業 | Corporate | 800,429 | 1,544 | - | - | 801,973 |
| 銀行 | Bank | 627,768 | - | - | - | 627,768 |
| 零售 | Retail | | | | | |
| 個人及空殼公 司住宅按揭 貸款 | Residential mortgages to individuals and property- holding shell companies | - | - | 223,642 | - | 223,642 |
| 合資格循環 零售 | Qualifying revolving retail | - | - | 63,730 | - | 63,730 |
| 其他個人零售 | Other retail to individuals | - | - | 34,470 | - | 34,470 |
| 零售小企業 | Small business retail | - | - | 8,943 | - | 8,943 |
| 其他 | Others | - | - | - | 188,596 | 188,596 |
| 總計 | Total | <u>1,428,197</u> | <u>1,544</u> | <u>330,785</u> | <u>188,596</u> | <u>1,949,122</u> |

未經審核之 **Unaudited Supplementary Financial Information (continued)**
 補充財務資料 (續)

3. 內部評級基準計算法下 3. Credit risk under the internal ratings-based approach (continued)
 的信貸風險 (續)

3.2 內部評級基準計算法下 3.2 Exposures by IRB calculation approach (continued)
 的風險承擔 (續)

| | | 2013 | | | | |
|-----------------------|---|--|--|--|--|-----------------------------|
| | | 基礎內部 評級基準 計算法 Foundation IRB Approach | 監管分類準則 計算法 Supervisory Slotting Criteria Approach | 零售內部 評級基準 計算法 Retail IRB Approach | 特定風險 權重計算法 Specific Risk-weight Approach | 總風險承擔 Total exposures |
| | | 港幣百萬元 HK\$m | 港幣百萬元 HK\$m | 港幣百萬元 HK\$m | 港幣百萬元 HK\$m | 港幣百萬元 HK\$m |
| 企業 | Corporate | 741,926 | 851 | - | - | 742,777 |
| 銀行 | Bank | 565,535 | - | - | - | 565,535 |
| 零售 | Retail | | | | | |
| 個人及空殼公 司住宅按揭 貸款 | Residential mortgages to individuals and property- holding shell companies | - | - | 211,727 | - | 211,727 |
| 合資格循環 零售 | Qualifying revolving retail | - | - | 57,868 | - | 57,868 |
| 其他個人零售 | Other retail to individuals | - | - | 27,942 | - | 27,942 |
| 零售小企業 | Small business retail | - | - | 9,168 | - | 9,168 |
| 其他 | Others | - | - | - | 196,371 | 196,371 |
| 總計 | Total | 1,307,461 | 851 | 306,705 | 196,371 | 1,811,388 |

未經審核之 **Unaudited Supplementary Financial Information (continued)**
補充財務資料 (續)

3. 內部評級基準計算法下的信貸風險 (續) **3. Credit risk under the internal ratings-based approach (continued)**

3.3 內部評級基準計算法下監管規定估算的風險承擔

下表列示本集團採用內部評級基準計算法下受監管規定估算的總違約風險承擔 (包括監管分類準則計算法下的專門性借貸)。

3.3 Exposures subject to supervisory estimates under the IRB approach

The table below shows the total EAD of the Group's exposures subject to supervisory estimates under the use of IRB approach (including the specialised lending subject to the supervisory slotting criteria approach).

| | | 2014 | 2013 |
|----|-----------|------------------|----------------|
| | | 港幣百萬元 HK\$m | 港幣百萬元 HK\$m |
| 企業 | Corporate | 801,973 | 742,777 |
| 銀行 | Bank | 627,768 | 565,535 |
| 其他 | Others | 188,596 | 196,371 |
| | | 1,618,337 | 1,504,683 |

3.4 受信貸風險緩釋工具保障的風險承擔

(A) 受認可抵押保障的風險承擔

下表列示本集團採用基礎內部評級基準計算法下，並按照《銀行業(資本)規則》的規定作出扣減後受認可抵押保障的風險承擔 (已計及任何資產負債表內或資產負債表外認可淨額計算法的影響)。此等風險承擔並不包括證券融資交易及衍生工具合約。

3.4 Exposures covered by credit risk mitigation used

(A) Exposures covered by recognised collateral

The table below shows the Group's exposures under the use of FIRB approach (after the effect of any on-balance sheet or off-balance sheet recognised netting) which are covered by recognised collateral after the application of haircuts required under the Banking (Capital) Rules. These exposures exclude securities financing transactions and derivative contracts.

| | | 2014 | 2013 |
|----|-----------|----------------|----------------|
| | | 港幣百萬元 HK\$m | 港幣百萬元 HK\$m |
| 企業 | Corporate | 121,573 | 107,841 |
| 銀行 | Bank | 767 | 1,889 |
| | | 122,340 | 109,730 |

未經審核之 **Unaudited Supplementary Financial Information (continued)**
 補充財務資料 (續)

3. 內部評級基準計算法下的信貸風險 (續) **3. Credit risk under the internal ratings-based approach (continued)**

3.4 受信貸風險緩釋工具保障的風險承擔 (續)

3.4 Exposures covered by credit risk mitigation used (continued)

(B) 受認可擔保保障的風險承擔

(B) Exposures covered by recognised guarantees

下表列示本集團按照《銀行業(資本)規則》的規定作出扣減後受認可擔保保障的風險承擔(已計及任何資產負債表內或資產負債表外認可淨額計算法的影響)。此等風險承擔並不包括證券融資交易及衍生工具合約。

The table below shows the Group's exposures (after the effect of any on-balance sheet or off-balance sheet recognised netting) which are covered by recognised guarantees after the application of haircuts required under the Banking (Capital) Rules. These exposures exclude securities financing transactions and derivative contracts.

| | | 2014 | 2013 |
|----|-----------|----------------|----------------|
| | | 港幣百萬元 HK\$m | 港幣百萬元 HK\$m |
| 企業 | Corporate | 208,630 | 142,723 |
| 銀行 | Bank | 31,102 | 17,406 |
| | | 239,732 | 160,129 |

未經審核之

Unaudited Supplementary Financial Information (continued)

補充財務資料 (續)

3. 內部評級基準計算法下的信貸風險 (續) 3. Credit risk under the internal ratings-based approach (continued)

3.5 內部評級基準計算法下企業及銀行風險承擔的風險評估

3.5 Risk assessment for corporate and bank exposures under IRB approach

下表列示本集團於 12 月 31 日各債務人等級的風險承擔加權平均風險權重和風險承擔加權平均違約概率之企業及銀行總違約風險承擔。

The tables below detail the Group's total EAD of corporate and bank exposures by exposure-weighted average risk-weight and exposure-weighted average PD for each obligor grade as at 31 December.

以下企業及銀行之違約風險承擔及違約概率已計及認可抵押、認可淨額計算及認可擔保的影響，而本集團並無任何認可信貸衍生工具合約。

The EAD and PD disclosed below in respect of corporate and bank exposures have taken into account the effect of recognised collateral, recognised netting and recognised guarantees. The Group did not have any recognised credit derivative contracts.

有關各債務人等級的定義，請見第 328 頁。

For definition of each obligor grade, please refer to page 328.

(A) 企業風險承擔 (不包括採用監管分類準則計算法的專門性借貸)

(A) Corporate exposures (other than specialised lending under supervisory slotting criteria approach)

| 內部信貸級別 | Internal Credit Grades | 2014 | | |
|-----------|------------------------|--|--|--|
| | | 違約風險承擔 Exposure at default 港幣百萬元 HK\$m | 風險承擔加權 平均風險權重 Exposure- weighted average risk-weight % | 風險承擔加權 平均違約概率 Exposure- weighted average PD % |
| 級別 1 | Grade 1 | - | - | - |
| 級別 2 | Grade 2 | 26,578 | 20.37 | 0.04 |
| 級別 3 | Grade 3 | 219,636 | 25.95 | 0.07 |
| 級別 4 | Grade 4 | 280,591 | 44.02 | 0.23 |
| 級別 5 | Grade 5 | 207,055 | 78.06 | 1.07 |
| 級別 6 | Grade 6 | 60,994 | 113.16 | 4.40 |
| 級別 7 | Grade 7 | 3,443 | 73.00 | 22.47 |
| 級別 8 / 違約 | Grade 8/Default | 2,132 | 132.96 | 100.00 |
| | | 800,429 | | |

未經審核之 補充財務資料 (續) **Unaudited Supplementary Financial Information (continued)**

3. 內部評級基準計算法下的信貸風險 (續) **3. Credit risk under the internal ratings-based approach (continued)**

3.5 內部評級基準計算法下企業及銀行風險承擔的風險評估 (續)

3.5 Risk assessment for corporate and bank exposures under IRB approach (continued)

(A) 企業風險承擔 (不包括採用監管分類準則計算法的專門性借貸) (續)

(A) Corporate exposures (other than specialised lending under supervisory slotting criteria approach) (continued)

| 內部信貸級別 | Internal Credit Grades | 2013 | | |
|-----------|------------------------|--|--|--|
| | | 違約風險承擔 Exposure at default 港幣百萬元 HK\$m | 風險承擔加權 平均風險權重 Exposure- weighted average risk-weight % | 風險承擔加權 平均違約概率 Exposure- weighted average PD % |
| 級別 1 | Grade 1 | - | - | - |
| 級別 2 | Grade 2 | 20,498 | 20.38 | 0.03 |
| 級別 3 | Grade 3 | 177,400 | 26.72 | 0.08 |
| 級別 4 | Grade 4 | 254,284 | 44.08 | 0.23 |
| 級別 5 | Grade 5 | 193,997 | 78.28 | 1.07 |
| 級別 6 | Grade 6 | 92,999 | 132.60 | 5.54 |
| 級別 7 | Grade 7 | 492 | 211.60 | 22.51 |
| 級別 8 / 違約 | Grade 8/Default | 2,256 | 162.90 | 100.00 |
| | | <u>741,926</u> | | |

未經審核之 **Unaudited Supplementary Financial Information (continued)**
補充財務資料 (續)

3. 內部評級基準計算法下的信貸風險 (續) **3. Credit risk under the internal ratings-based approach (continued)**

3.5 內部評級基準計算法下企業及銀行風險承擔的風險評估 (續)

3.5 Risk assessment for corporate and bank exposures under IRB approach (continued)

(B) 企業風險承擔 (採用監管分類準則計算法的專門性借貸)

(B) Corporate exposures (specialised lending under supervisory slotting criteria approach)

| 監管評級級別 | Supervisory Rating Grades | 2014 | | 2013 | |
|--------|---------------------------|--|--|--|--|
| | | 違約風險承擔 Exposure at default 港幣百萬元 HK\$m | 風險承擔加權 平均風險權重 Exposure- weighted average risk-weight % | 違約風險承擔 Exposure at default 港幣百萬元 HK\$m | 風險承擔加權 平均風險權重 Exposure- weighted average risk-weight % |
| 優 | Strong | 506 | 60.17 | 171 | 70.00 |
| 良 | Good | 312 | 86.96 | - | - |
| 尚可 | Satisfactory | 726 | 115.00 | 680 | 115.00 |
| 欠佳 | Weak | - | - | - | - |
| 違約 | Default | - | - | - | - |
| | | 1,544 | | 851 | |

專門性借貸的監管評級級別及風險權重乃根據《銀行業(資本)規則》第158條的規定而釐定。

The supervisory rating grades and risk-weights of specialised lending are determined in accordance with section 158 of the Banking (Capital) Rules.

未經審核之 **Unaudited Supplementary Financial Information (continued)**
 補充財務資料 (續)

3. 內部評級基準計算法下 3. Credit risk under the internal ratings-based approach (continued)
 的信貸風險 (續)

3.5 內部評級基準計算法下企 3.5 Risk assessment for corporate and bank exposures under IRB approach (continued)
 業及銀行風險承擔的風險
 評估 (續)

(C) 銀行風險承擔

(C) Bank exposures

| 內部信貸級別 | Internal Credit Grades | 2014 | | |
|-----------|------------------------|--|--|--|
| | | 違約風險承擔 Exposure at default 港幣百萬元 HK\$m | 風險承擔加權 平均風險權重 Exposure- weighted average risk-weight % | 風險承擔加權 平均違約概率 Exposure- weighted average PD % |
| 級別 1 | Grade 1 | - | - | - |
| 級別 2 | Grade 2 | 76,217 | 21.62 | 0.04 |
| 級別 3 | Grade 3 | 439,499 | 29.52 | 0.06 |
| 級別 4 | Grade 4 | 105,085 | 57.12 | 0.22 |
| 級別 5 | Grade 5 | 6,908 | 70.52 | 0.74 |
| 級別 6 | Grade 6 | 59 | 133.77 | 5.84 |
| 級別 7 | Grade 7 | - | - | - |
| 級別 8 / 違約 | Grade 8/Default | - | - | - |
| | | 627,768 | | |

| 內部信貸級別 | Internal Credit Grades | 2013 | | |
|-----------|------------------------|--|--|--|
| | | 違約風險承擔 Exposure at default 港幣百萬元 HK\$m | 風險承擔加權 平均風險權重 Exposure- weighted average risk-weight % | 風險承擔加權 平均違約概率 Exposure- weighted average PD % |
| 級別 1 | Grade 1 | - | - | - |
| 級別 2 | Grade 2 | 63,883 | 22.22 | 0.04 |
| 級別 3 | Grade 3 | 388,691 | 29.85 | 0.06 |
| 級別 4 | Grade 4 | 106,471 | 52.82 | 0.19 |
| 級別 5 | Grade 5 | 6,446 | 80.23 | 0.68 |
| 級別 6 | Grade 6 | 44 | 132.12 | 2.78 |
| 級別 7 | Grade 7 | - | - | - |
| 級別 8 / 違約 | Grade 8/Default | - | - | - |
| | | 565,535 | | |

未經審核之 補充財務資料 (續) **Unaudited Supplementary Financial Information (continued)**

3. 內部評級基準計算法下的信貸風險 (續) **3. Credit risk under the internal ratings-based approach (continued)**

3.6 內部評級基準計算法下零售風險承擔的風險評估

下表列示於 12 月 31 日按預期損失百分比組合的零售風險承擔。

3.6 Risk assessment for retail exposures under IRB approach

The tables below show breakdown of retail exposures on a pool basis by expected loss percentage (EL%) range as at 31 December.

住宅按揭貸款

Residential mortgages

| | | 2014 | 2013 |
|-------|----------|----------------|----------------|
| | | 港幣百萬元 HK\$m | 港幣百萬元 HK\$m |
| 最多至1% | Up to 1% | 222,319 | 210,430 |
| >1% | >1% | 1,218 | 1,199 |
| 違約 | Default | 105 | 98 |
| | | 223,642 | 211,727 |

合資格循環零售

Qualifying revolving retail

| | | 2014 | 2013 |
|--------|-----------|----------------|----------------|
| | | 港幣百萬元 HK\$m | 港幣百萬元 HK\$m |
| 最多至10% | Up to 10% | 63,055 | 57,269 |
| >10% | >10% | 644 | 575 |
| 違約 | Default | 31 | 24 |
| | | 63,730 | 57,868 |

其他個人零售

Other retail to individuals

| | | 2014 | 2013 |
|-------|----------|----------------|----------------|
| | | 港幣百萬元 HK\$m | 港幣百萬元 HK\$m |
| 最多至2% | Up to 2% | 34,055 | 27,513 |
| >2% | >2% | 323 | 348 |
| 違約 | Default | 92 | 81 |
| | | 34,470 | 27,942 |

未經審核之 **Unaudited Supplementary Financial Information (continued)**
補充財務資料 (續)

3. 內部評級基準計算法下 **3. Credit risk under the internal ratings-based approach (continued)**
的信貸風險 (續)

3.6 內部評級基準計算法下零售風險承擔的風險評估 (續)

3.6 Risk assessment for retail exposures under IRB approach (continued)

零售小企業

Small business retail

| | | 2014 | 2013 |
|-------|----------|--------------|--------------|
| | | 港幣百萬元 | 港幣百萬元 |
| | | HK\$'m | HK\$'m |
| 最多至1% | Up to 1% | 8,591 | 8,936 |
| >1% | >1% | 290 | 175 |
| 違約 | Default | 62 | 57 |
| | | 8,943 | 9,168 |

3.7 實際損失及估算值的分析

3.7 Analysis of actual loss and estimates

下表按風險承擔類別列示實際損失。實際損失是指年內內部評級基準計算法下各個風險承擔類別提撥的淨撥備（包括撇銷及個別評估減值準備）。

The table below shows the actual losses broken down by class of risk exposure, which represent the net charges (including write-offs and individually assessed impairment allowances) made by each class of exposures under the internal ratings-based approach for the year.

| | | 2014 | 2013 |
|---------------|---|------------|------------|
| | | 港幣百萬元 | 港幣百萬元 |
| | | HK\$'m | HK\$'m |
| 企業 | Corporate | 723 | 285 |
| 銀行 | Bank | - | - |
| 個人及空殼公司住宅按揭貸款 | Residential mortgages to individuals and property-holding shell companies | 1 | - |
| 合資格循環零售 | Qualifying revolving retail | 177 | 159 |
| 其他個人零售 | Other retail to individuals | 7 | 12 |
| 零售小企業 | Small business retail | 19 | 21 |
| | | 927 | 477 |

企業暴露貸款減值支出的增加，主要因 2014 年之新增特定分類或減值貸款金額增加。

Increase in the loan impairment charge of corporate exposures was mainly due to the increase in the amount of new classified or impaired loans in 2014.

未經審核之

Unaudited Supplementary Financial Information (continued)

補充財務資料 (續)

3. 內部評級基準計算法下的信貸風險 (續) 3. Credit risk under the internal ratings-based approach (continued)

3.7 實際損失及估算值的分析 (續)

3.7 Analysis of actual loss and estimates (continued)

下表按風險承擔類別列示預期損失。預期損失是指債務人就有關風險承擔於一年期內可能因違約引致的估計損失。

The table below shows the expected loss broken down by class of risk exposure, which is the estimated loss likely to be incurred arising from the potential default of the obligors in respect of the exposure over a one-year period.

| | | 2013 年 12 月 31 日 預期損失 Expected loss at 31 December 2013 港幣百萬元 HK\$m | 2012 年 12 月 31 日 預期損失 Expected loss at 31 December 2012 港幣百萬元 HK\$m |
|-------------------|--|---|---|
| 企業 | Corporate | 4,121 | 4,428 |
| 銀行 | Bank | 226 | 164 |
| 個人及空殼公司住宅按揭 貸款 | Residential mortgages to individuals and property-holding shell companies | 110 | 98 |
| 合資格循環零售 | Qualifying revolving retail | 334 | 329 |
| 其他個人零售 | Other retail to individuals | 96 | 84 |
| 零售小企業 | Small business retail | 46 | 31 |
| | | 4,933 | 5,134 |

未經審核之 **Unaudited Supplementary Financial Information (continued)**

補充財務資料 (續)

3. 內部評級基準計算法下 **3. Credit risk under the internal ratings-based approach (continued)** 的信貸風險 (續)

3.7 實際損失及估算值的分析 **3.7 Analysis of actual loss and estimates (continued)** (續)

下表是各組合的實際違約率與估算違約概率的對比。

The tables below set out the actual default rate compared against the estimated PD of the respective portfolio.

| | | 2014 年間 實際違約率 Actual default rate during 2014 % | 2013 年 12 月 31 日 估算違約概率 Estimated PD at 31 December 2013 % |
|-------------------|--|--|---|
| 企業 | Corporate | 0.56 | 1.82 |
| 銀行 | Bank | - | 0.45 |
| 個人及空殼公司住宅按揭 貸款 | Residential mortgages to individuals and property-holding shell companies | 0.05 | 0.60 |
| 合資格循環零售 | Qualifying revolving retail | 0.17 | 0.54 |
| 其他個人零售 | Other retail to individuals | 0.51 | 1.53 |
| 零售小企業 | Small business retail | 0.53 | 1.23 |

| | | 2013 年間 實際違約率 Actual default rate during 2013 % | 2012 年 12 月 31 日 估算違約概率 Estimated PD at 31 December 2012 % |
|-------------------|--|--|---|
| 企業 | Corporate | 0.33 | 1.88 |
| 銀行 | Bank | - | 0.48 |
| 個人及空殼公司住宅按揭 貸款 | Residential mortgages to individuals and property-holding shell companies | 0.04 | 0.62 |
| 合資格循環零售 | Qualifying revolving retail | 0.17 | 0.60 |
| 其他個人零售 | Other retail to individuals | 0.61 | 1.70 |
| 零售小企業 | Small business retail | 0.69 | 1.35 |

未經審核之
補充財務資料 (續)

Unaudited Supplementary Financial Information (continued)

3. 內部評級基準計算法下的信貸風險 (續) 3. Credit risk under the internal ratings-based approach (continued)

3.7 實際損失及估算值的分析 (續)

3.7 Analysis of actual loss and estimates (continued)

預期損失和實際損失採用不同的方法進行量度和計算，以符合相關的監管規定和會計準則，因此未必可作直接比較。此限制主要源於對「損失」的定義的基本差異。預期損失在巴塞爾資本協定是測算債務人違約的潛在經濟損失，並已考慮金錢的時間值及包括催收過程中與收回信貸風險承擔相關的直接及間接成本；而實際損失是指於年度內根據會計準則按個別評估計算的減值準備淨撥備及核銷。

實際違約率的量度是使用違約的債務人數目(批發風險承擔)或賬戶數目(零售風險承擔)；而估算違約概率則是一個經濟週期的長期平均違約率的估算，並從評級日預計一年期內的預期違約概率。

因此，由於經濟情況圍繞週期性平均水平而上下波動，某年的(「特定時點」)實際違約率通常會不同於貫穿週期的估算違約概率。

各資產類別的估算違約概率較實際違約率保守。

It should be noted that expected loss and actual loss are measured and calculated using different methodologies compliant with relevant regulatory and accounting standards, which therefore may not be directly comparable. The limitation arises mainly from the fundamental differences in the definition of "loss". The expected loss under Basel Accord which estimates the economic loss arising from the potential default of the obligor by taking into account the time value of money and including the direct and indirect costs associated with the recoveries on the credit exposures during the workout process, while actual loss is the net charge of individually assessed impairment allowances and write-offs made during the year in accordance with the accounting standards.

The actual default rate is measured by using the number of obligors (for wholesale exposures) or number of accounts (for retail exposures) defaulted whereas the estimated probability of default is an estimate of the long run average default rate over an economic cycle and is the estimated one-year forward-looking PD from the date of rating assignment.

Hence, actual default rate in a particular year ("point-in-time") will typically differ from the estimated probability of default which is the "through-the-cycle" estimates as economies move above or below the cyclical norms.

The estimated probability of default is more conservative than the actual default rate for all asset classes.

未經審核之
補充財務資料(續)

Unaudited Supplementary Financial Information (continued)

4. 標準(信貸風險)計算法下的信貸風險 4. Credit risk under the standardised (credit risk) approach

4.1 外部信貸評估機構(ECAI)評級的使用

本集團繼續採用標準(信貸風險)計算法並以外部信用評級為依據, 確定經金管局審批同意豁免使用基礎內部評級基準計算法之小部分信貸風險承擔以及以下資產分類之風險承擔的信貸風險權重:

- 官方實體
- 公營單位
- 多邊發展銀行

本集團按《銀行業(資本)規則》第4部分規定的對應標準, 使用外部信貸評估機構發行人評級對應銀行賬的風險承擔。本集團認可的外部信貸評估機構包括標準普爾、穆迪和惠譽。

4.2 信貸風險緩釋

對於採用標準(信貸風險)計算法的信貸風險承擔, 非逾期風險承擔的主要認可抵押品類型包括現金存款、債務證券及股票。此外, 房地產可作為逾期信貸風險承擔的認可抵押品。本集團對認可抵押品的處理符合《銀行業(資本)規則》中綜合法計算信貸風險緩釋效應的要求。按標準(信貸風險)計算法計算信貸風險承擔資本要求時, 認可擔保人包括由風險權重較交易對手低的官方實體、公營單位、多邊發展銀行或已被豁免使用基礎內部評級基準計算信貸風險承擔範圍內的銀行及具有外部信貸評估機構發行人評級的企業。此外, 信貸風險緩釋中認可淨額計算包括與有效雙邊淨額結算協議有關的衍生交易。

4.1 Use of ratings from External Credit Assessment Institutions ("ECAI")

The Group continues to adopt STC approach based on external credit rating to determine the risk weight of the small residual credit exposures that was approved by HKMA to be exempted from FIRB approach and the following asset classes of exposures:

- Sovereign
- Public sector entity
- Multilateral development bank

The Group performs the ECAI issuer ratings mapping to its exposures in banking book in accordance with Part 4 of the Banking (Capital) Rules. The ECAIs recognised by the Group include Standard & Poor's, Moody's and Fitch.

4.2 Credit risk mitigation

For credit exposures adopting STC approach, the main types of recognised collateral include cash deposits, debt securities and equities for non-past due exposures. In addition, real estate collateral is also recognised for past due exposures. The treatment of recognised collateral is compliant with the comprehensive approach for credit risk mitigation as mentioned in the Banking (Capital) Rules. For credit exposures under STC approach, the recognised guarantees for capital calculation include the guarantees given by sovereigns, public sector entities, multilateral development banks, or banks and those corporates with ECAI issuer ratings both exempted from FIRB approach for credit exposures, that have lower risk weights than the counterparty. Besides, the recognised netting for credit risk mitigation includes derivatives subject to valid bilateral netting agreements.

未經審核之 **Unaudited Supplementary Financial Information (continued)**
補充財務資料 (續)

4. 標準 (信貸風險) 計算法下的信貸風險 (續) **4. Credit risk under the standardised (credit risk) approach (continued)**

4.3 除證券化風險承擔外標準 (信貸風險) 計算法下的信貸風險承擔 **4.3 Credit risk exposures other than securitisation exposures under the standardised (credit risk) approach**

| | | 2014 | | | | | 認可抵押品 涵蓋部分 | 認可擔保 涵蓋部分 |
|--|--|----------------------|---------|--------|----------------------|------------|---------------|--------------|
| | | 信貸風險 緩釋後金額* | | | 風險加權數額 | | Total | Total |
| | | Exposures after CRM* | | | Risk-weighted amount | | exposures | exposures |
| | | 獲評級 | 不獲評級 | 獲評級 | 不獲評級 | covered by | covered by | |
| | | Rated | Unrated | Rated | Unrated | recognised | recognised | |
| | | 港幣百萬元 | 港幣百萬元 | 港幣百萬元 | 港幣百萬元 | collateral | guarantees | |
| | | HK\$'m | HK\$'m | HK\$'m | HK\$'m | HK\$'m | HK\$'m | |
| 資產負債表內風險承擔 | On-balance sheet exposures | | | | | | | |
| 官方實體 | Sovereigns | 175,401 | 175,594 | - | 427 | - | - | |
| 公營單位 | Public sector entities | 23,255 | 23,262 | - | 790 | - | 193 | |
| 多邊發展銀行 | Multilateral development banks | 19,026 | 19,026 | - | - | - | - | |
| 銀行 | Banks | 6,732 | 532 | 6,200 | 107 | 1,352 | - | |
| 證券公司 | Securities firms | 1 | - | 1 | - | - | - | |
| 企業 | Corporates | 16,508 | 317 | 11,131 | 159 | 11,131 | 5,059 | |
| 監管零售 | Regulatory retail | 10,388 | - | 10,113 | - | 7,586 | 275 | |
| 住宅按揭貸款 | Residential mortgage loans | 11,404 | - | 11,205 | - | 5,602 | - | |
| 不屬逾期的其他風險 承擔 | Other exposures which are not past due | 8,037 | - | 3,009 | - | 3,849 | 5,028 | |
| 逾期風險承擔 | Past due exposures | 87 | - | 87 | - | 123 | 13 | |
| 資產負債表內風險承擔 總額 | Total for on-balance sheet exposures | 270,839 | 218,731 | 41,746 | 1,483 | 29,643 | 10,375 | |
| 資產負債表外風險承擔 | Off-balance sheet exposures | | | | | | | |
| 除證券融資交易及衍生 工具合約外的資 產負債表外風險承 擔 | Off-balance sheet exposures other than securities financing transactions and derivative contracts | 4,250 | 1,515 | 2,735 | 219 | 2,679 | - | |
| 證券融資交易及衍生 工具合約 | Securities financing transactions and derivative contracts | 399 | 26 | 373 | 2 | 324 | 11 | |
| 資產負債表外風險承擔 總額 | Total for off-balance sheet exposures | 4,649 | 1,541 | 3,108 | 221 | 3,003 | 11 | |
| 非證券化風險承擔總額 | Total for non-securitisation exposures | 275,488 | 220,272 | 44,854 | 1,704 | 32,646 | 10,386 | |
| 1,250%風險權重的風 險承擔總額 | Exposures that are risk-weighted at 1,250% | - | - | - | - | - | - | |

未經審核之 Unaudited Supplementary Financial Information (continued)

補充財務資料 (續)

4. 標準 (信貸風險) 計算法下的信貸風險 (續) 4. Credit risk under the standardised (credit risk) approach (continued)

4.3 除證券化風險承擔外標準 (信貸風險) 計算法下的信貸風險承擔 (續) 4.3 Credit risk exposures other than securitisation exposures under the standardised (credit risk) approach (continued)

| | | 2013 | | | | | 認可抵押品 涵蓋部分 | 認可擔保 涵蓋部分 |
|--|--|----------------------|-----------------|----------------|----------------------|--------------------------|--------------------------|-------------------------|
| | | 信貸風險 緩釋後金額* | | | 風險加權數額 | | Total | Total |
| 風險承擔 總額 | | Exposures after CRM* | | | Risk-weighted amount | | exposures covered by | exposures covered by |
| Total exposures | | 獲評級 Rated | 不獲評級 Unrated | 獲評級 Rated | 不獲評級 Unrated | recognised collateral | recognised guarantees | |
| 港幣百萬元 HK\$m | | 港幣百萬元 HK\$m | 港幣百萬元 HK\$m | 港幣百萬元 HK\$m | 港幣百萬元 HK\$m | 港幣百萬元 HK\$m | 港幣百萬元 HK\$m | |
| 資產負債表內風險承擔 | On-balance sheet exposures | | | | | | | |
| 官方實體 | Sovereigns | 193,015 | 194,586 | - | 1,026 | - | - | |
| 公營單位 | Public sector entities | 26,605 | 26,530 | - | 784 | - | 191 | |
| 多邊發展銀行 | Multilateral development banks | 21,096 | 21,096 | - | - | - | - | |
| 銀行 | Banks | 508 | 362 | 146 | 74 | 146 | - | |
| 企業 | Corporates | 11,424 | 1,572 | 8,241 | 844 | 8,241 | 231 | |
| 現金項目 | Cash items | 1 | - | 1 | - | - | - | |
| 監管零售 | Regulatory retail | 8,987 | - | 8,762 | - | 6,572 | 225 | |
| 住宅按揭貸款 | Residential mortgage loans | 8,665 | - | 8,549 | - | 4,274 | - | |
| 不屬逾期的其他風險 承擔 | Other exposures which are not past due | 3,335 | - | 2,826 | - | 3,600 | 509 | |
| 逾期風險承擔 | Past due exposures | 47 | - | 47 | - | 55 | 30 | |
| 資產負債表內風險承擔 總額 | Total for on-balance sheet exposures | 273,683 | 244,146 | 28,572 | 2,728 | 22,888 | 995 | |
| 資產負債表外風險承擔 | Off-balance sheet exposures | | | | | | | |
| 除證券融資交易及衍 生工具合約外的資 產負債表外風險承 擔 | Off-balance sheet exposures other than securities financing transactions and derivative contracts | 4,425 | 1,847 | 2,578 | 424 | 2,489 | - | |
| 證券融資交易及衍生 工具合約 | Securities financing transactions and derivative contracts | 404 | 13 | 391 | 1 | 268 | 39 | |
| 資產負債表外風險承擔 總額 | Total for off-balance sheet exposures | 4,829 | 1,860 | 2,969 | 425 | 2,757 | 39 | |
| 非證券化風險承擔總額 | Total for non-securitisation exposures | 278,512 | 246,006 | 31,541 | 3,153 | 25,645 | 1,034 | |
| 1,250%風險權重的風 險承擔總額 | Exposures that are risk-weighted at 1,250% | - | - | - | - | - | - | |

* 認可信貸風險緩釋符合《銀行業 (資本) 規則》訂定的要求及條件。
* Recognised credit risk mitigation satisfying the requirements and conditions set out in the Banking (Capital) Rules.

未經審核之

Unaudited Supplementary Financial Information (continued)

補充財務資料 (續)

5. 交易對手信貸風險相關承擔 5. Counterparty credit risk-related exposures

本集團在交易賬及銀行賬下來自衍生工具合約及證券融資交易之交易對手信貸風險的風險管理架構，與財務報表附註 4 所述一致。本集團通過一般信貸審批程序核定交易對手之信貸額度以控制衍生工具交易結算前風險，及結算額度以控制在交易賬及銀行賬下與外匯交易有關的結算風險。本集團採用現行風險承擔及潛在風險承擔方法監察因市場變動產生風險承擔。風險管理部密切和及時地識別與監控任何例外及超額情況。

交易對手信貸風險承擔的信貸等值數額及資本要求按監管資本規定而決定。目前，本集團採用現行風險承擔方法計量相關信貸等值數額，包括現行風險承擔和潛在風險承擔。相關交易對手違約風險資本要求按基礎內部評級基準計算法／標準（信貸風險）計算法計算。另外，本集團採用標準信貸估值調整方法，計算相關交易對手信貸估值調整資本要求。

本集團已為證券融資交易下之抵押債務證券制定審慎的認可準則及抵押折扣率。

本集團根據交易對手的違約概率及逾期時間制定了授信資產分類政策。若有客觀證據證明一項資產減值損失已出現，將根據香港財務報告準則及監管要求進行資產減值準備。

在錯向風險（交易對手的違約概率與由交易市價帶動的信貸風險承擔呈正向關係的風險）的管理與監察上，原則上不允許做存在特定錯向風險的交易，並制定措施監控透過壓力測試識別的潛在一般錯向風險的交易對手。

The Group's counterparty credit risk arising from derivative contracts and securities financing transactions both in trading and banking book is subject to the same risk management framework as mentioned in Note 4 to the Financial Statements. The Group establishes credit limit through formal credit approval procedures to control the pre-settlement credit risk arising from derivative transactions and settlement limit to control the settlement risk arising from foreign exchange-related transactions for counterparties in both the trading book and banking book. The Group monitors the risk exposure due to fluctuations in the market by using the current exposure and the potential exposure value of the transactions. Exceptions or excesses are timely and closely identified and monitored by RMD.

Credit equivalent amount and capital charge for the relevant counterparty credit exposures are determined following the regulatory capital requirements. Currently, the Group has adopted the Current Exposure Method to measure the relevant credit equivalent amount, which comprises current exposures and potential future exposures. The relevant counterparty default risk capital charge is calculated under the FIRB/STC approach. In addition, the Group has adopted standardised credit valuation adjustment ("CVA") method to calculate the relevant counterparty CVA capital charge.

The Group establishes prudent eligibility criteria and haircut policy of debt securities being pledged as collateral for securities financing transactions.

The Group formulates policy for classification of credit assets according to the PD of counterparties and the period of overdue. If there is objective evidence that an impairment loss has been incurred, impairment allowance will be provided according to HKFRS and regulatory requirements.

In controlling and monitoring of wrong-way risk (risk of existence of positive correlation between the PD of a counterparty and credit exposures driven by mark-to-market value of the underlying transactions), specific wrong-way risk transactions are generally not allowed and monitoring measures have been formulated for those counterparties identified by stress testing that would be exposed to potential general wrong-way risk.

未經審核之 Unaudited Supplementary Financial Information (continued)
補充財務資料 (續)

5. 交易對手信貸風險相關承擔 (續) 5. Counterparty credit risk-related exposures (continued)

5.1 內部評級基準計算法下的交易對手信貸風險承擔

下表概述本集團採用現行風險承擔方法計算與對手進行證券融資交易及衍生工具合約所產生的風險承擔，並且沒有有效跨產品淨額結算協議的影響。

5.1 Counterparty credit risk exposures under the internal ratings-based approach

The following table summarises the Group's exposures to counterparty credit risk arising from securities financing transactions and derivative contracts calculated using the Current Exposure Method. There is no effect of valid cross-product netting agreements on these exposures.

| | | 2014 | | 2013 | |
|---------------------------------------|--|---|---|---|---|
| | | 證券融資交易 Securities financing transactions 港幣百萬元 HK\$m | 衍生工具合約 Derivative contracts 港幣百萬元 HK\$m | 證券融資交易 Securities financing transactions 港幣百萬元 HK\$m | 衍生工具合約 Derivative contracts 港幣百萬元 HK\$m |
| 總正數公平值 | Gross total positive fair value | | 19,433 | | 11,078 |
| 已將有效雙邊淨額結算協議的影響計算在內之違約風險的風險承擔 | Default risk exposures after the effect of valid bilateral netting agreements | 6,604 | 29,482 | 4,220 | 22,719 |
| 減：認可抵押品 | Less: Value of recognised collateral | | | | |
| - 債券 | - debt securities | - | - | (314) | - |
| - 其他 | - others | (5,813) | (2,167) | (3,362) | (2,117) |
| 已將有效雙邊淨額結算協議的影響計算在內之違約風險的扣減認可抵押品後風險承擔 | Default risk exposures after the effect of valid bilateral netting agreements net of recognised collateral | 791 | 27,315 | 544 | 20,602 |
| 以交易對手類別分類之違約風險的風險承擔 | Default risk exposures by counterparty type | | | | |
| 企業 | Corporate | - | 1,306 | - | 1,135 |
| 銀行 | Bank | 6,604 | 28,176 | 4,220 | 21,584 |
| | | 6,604 | 29,482 | 4,220 | 22,719 |
| 以交易對手類別分類之風險加權數額 | Risk-weighted amounts by counterparty type | | | | |
| 企業 | Corporate | - | 1,106 | - | 917 |
| 銀行 | Bank | 300 | 7,313 | 265 | 5,760 |
| | | 300 | 8,419 | 265 | 6,677 |
| 提供信貸保障的認可信貸衍生工具合約的名義數額 | Notional amounts of recognised credit derivative contracts that provide credit protection | - | - | - | - |

未經審核之 補充財務資料 (續) **Unaudited Supplementary Financial Information (continued)**

5. 交易對手信貸風險相關承擔 (續) **5. Counterparty credit risk-related exposures (continued)**

5.2 標準 (信貸風險) 計算法下的交易對手信貸風險承擔

下表概述本集團採用現行風險承擔方法計算與對手進行衍生工具合約所產生的風險承擔，並且沒有有效跨產品淨額結算協議的影響。

5.2 Counterparty credit risk exposures under the standardised (credit risk) approach

The following table summarises the Group's exposures to counterparty credit risk arising from derivative contracts calculated using the Current Exposure Method. There is no effect of valid cross-product netting agreements on these exposures.

| | | 2014 | | 2013 | |
|---------------------------------------|--|---|---|---|---|
| | | 證券融資交易 Securities financing transactions 港幣百萬元 HK\$m | 衍生工具合約 Derivative contracts 港幣百萬元 HK\$m | 證券融資交易 Securities financing transactions 港幣百萬元 HK\$m | 衍生工具合約 Derivative contracts 港幣百萬元 HK\$m |
| 總正數公平值 | Gross total positive fair value | | 13,926 | | 118 |
| 已將有效雙邊淨額結算協議的影響計算在內之違約風險的風險承擔 | Default risk exposures after the effect of valid bilateral netting agreements | - | 399 | - | 404 |
| 減：認可抵押品 | Less: Value of recognised collateral | | | | |
| - 債券 | - debt securities | - | - | - | - |
| - 其他 | - others | - | - | - | (39) |
| 已將有效雙邊淨額結算協議的影響計算在內之違約風險的扣減認可抵押品後風險承擔 | Default risk exposures after the effect of valid bilateral netting agreements net of recognised collateral | - | 399 | - | 365 |

未經審核之 **Unaudited Supplementary Financial Information (continued)**
補充財務資料 (續)

5. 交易對手信貸風險相關 5. Counterparty credit risk-related exposures (continued)
承擔 (續)

5.2 標準 (信貸風險) 計算法 5.2 Counterparty credit risk exposures under the standardised (credit risk) approach
下的交易對手信貸風險 (continued)
承擔 (續)

| | | 2014 | | 2013 | |
|--------------------------------|--|---|---|---|---|
| | | 證券融資交易 Securities financing transactions 港幣百萬元 HK\$m | 衍生工具合約 Derivative contracts 港幣百萬元 HK\$m | 證券融資交易 Securities financing transactions 港幣百萬元 HK\$m | 衍生工具合約 Derivative contracts 港幣百萬元 HK\$m |
| 以交易對手類別分類之 違約風險的風險承擔 | Default risk exposures by counterparty type | | | | |
| 官方實體 | Sovereigns | - | 29 | - | 73 |
| 公營單位 | Public sector entities | - | - | - | 3 |
| 企業 | Corporates | - | 85 | - | 213 |
| 監管零售 | Regulatory retail | - | 190 | - | 113 |
| 不屬逾期的其他風 險承擔 | Other exposures which are not past due | - | 95 | - | 2 |
| 逾期風險承擔 | Past due exposures | - | - | - | - |
| | | - | 399 | - | 404 |
| 以交易對手類別分類之 風險加權數額 | Risk-weighted amounts by counterparty type | | | | |
| 官方實體 | Sovereigns | - | 2 | - | 8 |
| 公營單位 | Public sector entities | - | - | - | 1 |
| 企業 | Corporates | - | 86 | - | 173 |
| 監管零售 | Regulatory retail | - | 142 | - | 85 |
| 不屬逾期的其他風 險承擔 | Other exposures which are not past due | - | 95 | - | 2 |
| 逾期風險承擔 | Past due exposures | - | 1 | - | - |
| | | - | 326 | - | 269 |
| 提供信貸保障的認可信 貸衍生工具合約的名 義數額 | Notional amounts of recognised credit derivative contracts that provide credit protection | - | - | - | - |

未經審核之

Unaudited Supplementary Financial Information (continued)

補充財務資料 (續)

5. 交易對手信貸風險相關承擔 (續)

5. Counterparty credit risk-related exposures (continued)

5.3 產生交易對手信貸風險承擔的信貸衍生工具合約

5.3 Credit derivative contracts which create exposures to counterparty credit risk

就產生交易對手信貸風險承擔的信貸衍生工具合約，其名義數額如下：

The notional amounts of credit derivative contracts which create exposures to counterparty credit risk are shown as follows:

| | 2014 港幣百萬元 HK\$'m | 2013 港幣百萬元 HK\$'m |
|---------------------------|-------------------------|-------------------------|
| 用於信貸組合 | | |
| 信貸違約掉期 | | |
| 購買保障 | - | - |
| 出售保障 | 78 | - |
| Used for credit portfolio | | |
| Credit default swaps | | |
| Protection bought | - | - |
| Protection sold | 78 | - |

6. 資產證券化

6. Assets securitisation

本集團作為一家投資機構，於2014年繼續採用內部評級基準計算法下的評級基準方法計算證券化和再證券化之信貸風險承擔。由於這種方法使用外部信用評級以對應計算的信貸風險權重，為此本集團使用金管局認可的三間外部信貸評估機構（標準普爾、穆迪和惠譽）的評級。

The Group continues to adopt the ratings-based method under IRB approach to calculate the credit risk for both securitisation and re-securitisation exposures as an investing institution in the year 2014. Since this approach employs mapping of external credit ratings for risk weights calculations, the Group adopts the three ECAs (Standard & Poor's, Moody's and Fitch) recognised by HKMA for this purpose.

本集團持續監控證券化資產和再證券化資產的潛在風險，通過應用外部信用評級、評估相關資產的質素及市場價格，以管理相關投資的信貸風險。銀行賬內之資產抵押債券與按揭抵押債券的利率風險監控方法包括但不限於可供出售證券的經濟價值波動比率及基點現值。

The Group monitors the risks inherent in its securitisation assets and re-securitisation assets on an ongoing basis. The external credit ratings, assessment of the underlying assets and market prices are used for managing credit risk associated with the investment. For interest rate risk in its banking book, control measures for asset backed securities and mortgage backed securities include, but not limited to AFS EV and PVBPs.

於2014年12月31日，本集團銀行賬及交易賬內並無持有意圖轉移為證券化交易之尚未完結的風險承擔（2013年：無）。

The Group has no outstanding exposures that are held with the intention of transferring exposures booked in the banking book and trading book into securitisation transactions as at 31 December 2014 (2013: Nil).

未經審核之
補充財務資料 (續)

Unaudited Supplementary Financial Information (continued)

6. 資產證券化 (續)

6. Assets securitisation (continued)

源於本集團投資活動的證券化
風險承擔分析如下：

Securitisation exposures arising from the Group's investing activities are analysed as follows:

6.1 證券化風險承擔

6.1 Securitisation exposures

| | | 2014 | | 2013 | |
|------------|-----------------------------|-----------------|-----------------|-----------------|-----------------|
| | | 銀行賬 | 交易賬 | 銀行賬 | 交易賬 |
| | | Banking book | Trading book | Banking book | Trading book |
| | | 港幣百萬元 HK\$'m | 港幣百萬元 HK\$'m | 港幣百萬元 HK\$'m | 港幣百萬元 HK\$'m |
| 資產負債表內風險承擔 | On-balance sheet exposures | | | | |
| 住宅按揭貸款 | Residential mortgage loans | 394 | - | 703 | - |
| 學生貸款 | Student loans | 19 | - | 79 | - |
| | | 413 | - | 782 | - |
| 資產負債表外風險承擔 | Off-balance sheet exposures | - | - | - | - |

證券化風險承擔的下跌是
受償還本金帶動。

Reduction in securitisation exposures was due to repayments of principal.

於2014年12月31日，交易
賬內並無使用內部模式計
算法的證券化交易（2013
年：無）。

There were no securitisation transactions in trading book subject to the IMM approach as at 31 December 2014 (2013: Nil).

於2014年12月31日，並無
證券化風險承擔獲本集團
配予 1,250% 風險權重
（2013年：無）。

There were no securitisation exposures that the Group has allocated a risk-weight of 1,250% as at 31 December 2014 (2013: Nil).

於2014年12月31日，本集
團並無被視為證券化及再
證券化交易一部分的信貸
風險緩釋（2013年：無）。

The Group did not have credit risk mitigations which are treated as part of securitisation and re-securitisation transactions as at 31 December 2014 (2013: Nil).

未經審核之
補充財務資料(續)

Unaudited Supplementary Financial Information (continued)

6. 資產證券化(續)

6. Assets securitisation (continued)

6.2 內部評級基準(證券化)
計算法下按風險權重劃分
的證券化風險承擔(不包
括再證券化風險承擔)

6.2 Breakdown by risk-weights of the securitisation exposures (excluding re-securitisation exposures) under internal ratings-based (securitisation) approach

| | | 2014 | | 2013 | |
|-------|-----------------------|--|---------------------------------|--|---------------------------------|
| | | 證券化風險承擔 Securitisation exposures | 資本規定 Capital requirements | 證券化風險承擔 Securitisation exposures | 資本規定 Capital requirements |
| | | 港幣百萬元 HK\$m | 港幣百萬元 HK\$m | 港幣百萬元 HK\$m | 港幣百萬元 HK\$m |
| 7% | 7% | 244 | 1 | 576 | 4 |
| 8% | 8% | 32 | - | 27 | - |
| 10% | 10% | 11 | - | 16 | - |
| 12% | 12% | 67 | 1 | 87 | 1 |
| 15% | 15% | - | - | - | - |
| 18% | 18% | - | - | - | - |
| 20% | 20% | - | - | - | - |
| 25% | 25% | - | - | - | - |
| 35% | 35% | 18 | 1 | 27 | 1 |
| 50% | 50% | - | - | - | - |
| 60% | 60% | 29 | 1 | 34 | 2 |
| 75% | 75% | - | - | - | - |
| 100% | 100% | 12 | 1 | 15 | 1 |
| 250% | 250% | - | - | - | - |
| 425% | 425% | - | - | - | - |
| 650% | 650% | - | - | - | - |
| 扣減自資本 | Deducted from capital | - | - | - | - |
| | | 413 | 5 | 782 | 9 |

證券化風險承擔及資本規
定的下跌是受償還本金帶
動。

Reduction in securitisation exposures and capital requirements were due to repayments of principal.

未經審核之
補充財務資料 (續)

Unaudited Supplementary Financial Information (continued)

6. 資產證券化 (續)

6. Assets securitisation (continued)

6.3 內部評級基準 (證券化)
計算法下按風險權重劃分
的再證券化風險承擔

6.3 Breakdown by risk-weights of the re-securitisation exposures under internal ratings-based (securitisation) approach

| | 2014 | | 2013 | |
|-------|--|---------------------------------|--|---------------------------------|
| | 證券化風險承擔 Securitisation exposures | 資本規定 Capital requirements | 證券化風險承擔 Securitisation exposures | 資本規定 Capital requirements |
| | 港幣百萬元 HK\$m | 港幣百萬元 HK\$m | 港幣百萬元 HK\$m | 港幣百萬元 HK\$m |
| 20% | 20% | - | - | - |
| 25% | 25% | - | - | - |
| 30% | 30% | - | - | - |
| 35% | 35% | - | - | - |
| 40% | 40% | - | - | - |
| 50% | 50% | - | - | - |
| 60% | 60% | - | - | - |
| 65% | 65% | - | - | - |
| 100% | 100% | - | - | - |
| 150% | 150% | - | - | - |
| 200% | 200% | - | - | - |
| 225% | 225% | - | - | - |
| 300% | 300% | - | - | - |
| 500% | 500% | - | - | - |
| 650% | 650% | - | - | - |
| 750% | 750% | - | - | - |
| 850% | 850% | - | - | - |
| 扣減自資本 | Deducted from capital | - | - | - |
| | | - | - | - |

6.4 證券化風險承擔之會計政策摘要

6.4 Summary of accounting policies for securitisation exposures

於財務報告日，本集團持有若干證券化之債務證券。此等證券乃按列示於財務報表附註 2.8「金融資產」、2.11「金融工具的確認和終止確認」、2.12「公平值計量」及 2.14「金融資產減值」的本集團會計政策而作會計分類及計量。而以公平值計量之投資，對其估值之進一步資料列示於財務報表附註 5.1「以公平值計量的金融工具」。

The Group held certain securitised debt securities at the end of the reporting period. They are classified and measured for accounting purpose in accordance with the Group's accounting policies as outlined in Note 2.8 "Financial assets", 2.11 "Recognition and derecognition of financial instruments", 2.12 "Fair value measurement" and 2.14 "Impairment of financial assets" to the Financial Statements. For those investments measured at fair value, further details on their valuation are outlined in Note 5.1 "Financial instruments measured at fair value" to the Financial Statements.

未經審核之
補充財務資料(續)

Unaudited Supplementary Financial Information (continued)

7. 市場風險資本要求

7. Capital charge for market risk

| | | 2014 | 2013 |
|---------------|--|-----------------|-----------------|
| | | 港幣百萬元 HK\$'m | 港幣百萬元 HK\$'m |
| 在標準(市場風險)計算法下 | Under the standardised (market risk) approach | | |
| 外匯風險承擔(淨額) | Foreign exchange exposures (net) | - | - |
| 利率風險承擔 | Interest rate exposures | | |
| - 非證券化風險承擔 | - non-securitisation exposure | 191 | 50 |
| 商品風險承擔 | Commodity exposures | 7 | 6 |
| 股權風險承擔 | Equity exposures | 1 | 57 |
| 在內部模式計算法下 | Under the internal models approach | | |
| 外匯及利率的一般風險承擔 | General foreign exchange and interest rate exposures | 1,347 | 1,216 |
| 市場風險資本要求 | Capital charge for market risk | 1,546 | 1,329 |

未經審核之 **Unaudited Supplementary Financial Information (continued)**
補充財務資料 (續)

7. 市場風險資本要求 (續) 7. Capital charge for market risk (continued)

為符合《2011年銀行業(資本)(修訂)規則》，市場風險監管資本要求需包括受壓風險值資本要求。下表列出本集團以內部模式計算法計算一般市場風險持倉的內部模式計算法風險值及受壓風險值¹。

Market risk regulatory capital charge is calculated under the Banking (Capital) (Amendment) Rules 2011 to incorporate capital charge for stressed VAR. The following table sets out the IMM VAR and stressed VAR¹ for the general market risk exposure calculated under the IMM approach of the Group.

| | | 年份 Year | 於12月 31日 At 31 December | 全年 最低數值 Minimum for the year | 全年 最高數值 Maximum for the year | 全年 平均數值 Average for the year |
|------------------------|---|------------|----------------------------------|--|--|--|
| | | | 港幣百萬元 HK\$m | 港幣百萬元 HK\$m | 港幣百萬元 HK\$m | 港幣百萬元 HK\$m |
| 外匯及利率風險之內部模式 計算法風險值 | IMM VAR for foreign exchange and interest rate risk | 2014 | 95.8 | 48.8 | 122.4 | 81.3 |
| | | 2013 | 80.8 | 33.2 | 113.8 | 61.2 |
| 外匯風險之內部模式計算法 風險值 | IMM VAR for foreign exchange risk | 2014 | 30.0 | 23.2 | 69.2 | 39.4 |
| | | 2013 | 59.2 | 17.8 | 71.7 | 40.3 |
| 利率風險之內部模式計算法 風險值 | IMM VAR for interest rate risk | 2014 | 94.5 | 50.6 | 117.1 | 82.7 |
| | | 2013 | 88.7 | 23.1 | 135.1 | 61.9 |
| 外匯及利率風險之受壓風險 值 | Stressed VAR for foreign exchange and interest rate risk | 2014 | 298.8 | 154.6 | 491.2 | 327.0 |
| | | 2013 | 246.6 | 203.7 | 489.4 | 338.7 |
| 外匯風險之受壓風險值 | Stressed VAR for foreign exchange risk | 2014 | 70.6 | 50.5 | 222.8 | 99.1 |
| | | 2013 | 171.9 | 27.2 | 195.9 | 77.4 |
| 利率風險之受壓風險值 | Stressed VAR for interest rate risk | 2014 | 274.5 | 176.4 | 441.7 | 336.5 |
| | | 2013 | 379.3 | 190.7 | 531.9 | 371.6 |

註：

1. 市場風險監管資本的內部模式計算法風險值及受壓風險值利用了99%置信水平及10天持有期來計算。受壓風險值採用與風險值模型相同的方法，利用集團組合在連續12個月壓力市況下的歷史市場數據來計算。

Note:

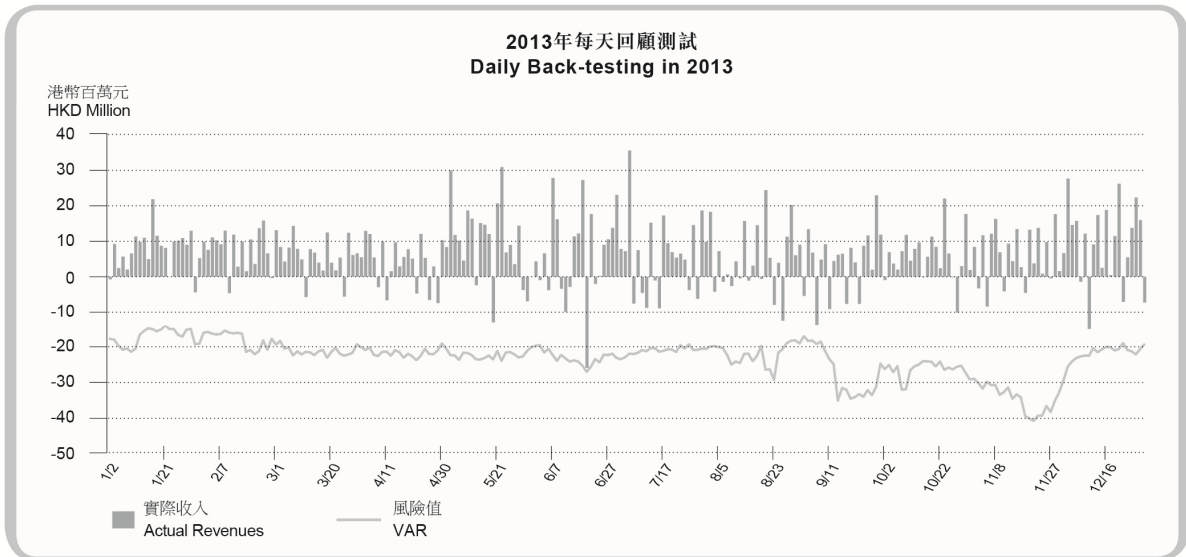
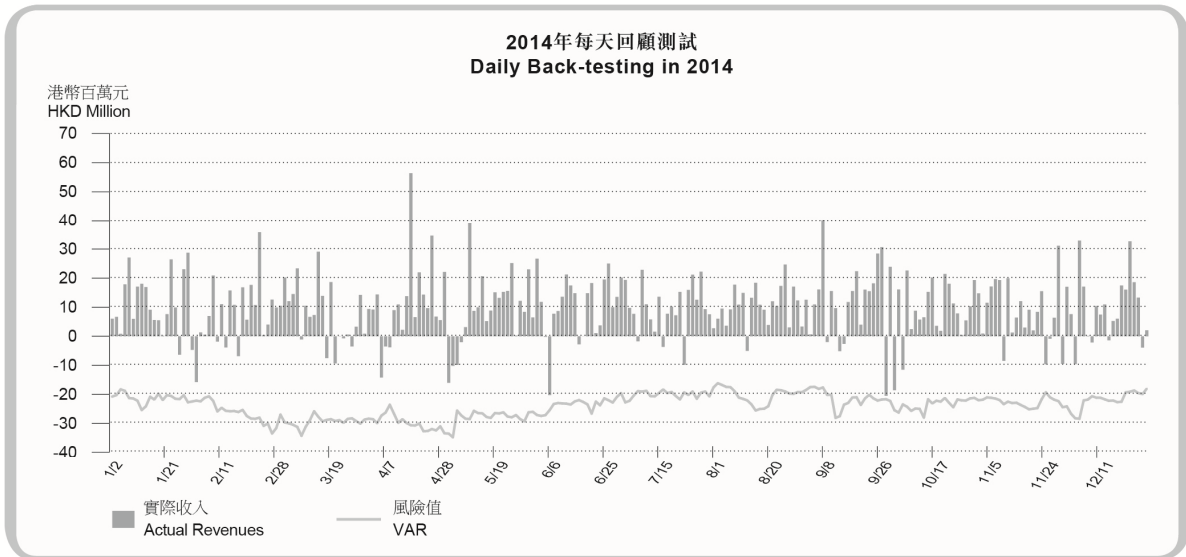
1. IMM VAR and stressed VAR measures used for market risk regulatory capital purposes are calculated to a 99% confidence level and use a 10-day holding period. The stressed VAR uses the same methodology as the VAR model and is generated with inputs calibrated to the historical market data from a continuous 12-month period of significant financial stress relevant to the Group's portfolio.

未經審核之 補充財務資料 (續) **Unaudited Supplementary Financial Information (continued)**

7. 市場風險資本要求 (續) 7. Capital charge for market risk (continued)

下圖列示內部模式計算法下的本集團市場風險的監管回顧測試結果。

The graph below shows the regulatory back-testing result of the Group's market risk under IMM approach.



回顧測試結果顯示，本集團並無實際交易損失超過風險值的情況。

There was no actual loss exceeding the VAR for the Group as shown in the back-testing results.

未經審核之
補充財務資料 (續)

Unaudited Supplementary Financial Information (continued)

8. 操作風險資本要求

8. Capital charge for operational risk

| | | 2014 | 2013 |
|----------|-------------------------------------|--------------|--------------|
| | | 港幣百萬元 | 港幣百萬元 |
| | | HK\$'m | HK\$'m |
| 操作風險資本要求 | Capital charge for operational risk | 5,664 | 5,038 |

本集團採用標準(業務操作風險)計算法計算操作風險資本要求。

The Group uses the standardised (operational risk) approach to calculate its operational risk capital charge.

9. 銀行賬的股權風險承擔

9. Equity exposures in banking book

持有其他企業的股權乃是根據獲取該等股權的初始意圖入賬。因關係及策略性理由而持有的股權與因其他理由(包括資本增值)而持有的股權將以不同的分類入賬。擬持續持有的股權投資(不包括對聯營公司、合資企業或附屬公司的投資)歸類為可供出售證券,並於資產負債表內的「證券投資」列示。

Equity holdings in other entities are accounted for in accordance with the underlying intentions of holdings at the inception of acquisition. The classifications for equity holdings taken for relationship and strategic purposes will be separated from those taken for other purposes (including capital appreciation). Investments in equity shares which are intended to be held on a continuing basis, but which do not comprise investments in associates, joint venture or subsidiaries, are classified as available-for-sale securities and are reported in the balance sheet as "Investment in securities".

本集團採用與詳列於財務報表附註 2.8(4)、2.11、2.12 和 2.14 相同之會計處理及估值方法處理銀行賬中除聯營公司、合資企業或附屬公司以外的股權風險承擔,對其估值之進一步資料列示於財務報表附註 5.1「以公平值計量的金融工具」。若其後增加對有關股權的投資,並引致一項股權投資成為聯營公司、合資企業或附屬公司,該項投資將會根據本集團的會計政策重新分類入賬。

For equity exposures in banking book other than associates, joint venture or subsidiaries, the Group applies the same accounting treatment and valuation methodologies as detailed in the Notes 2.8(4), 2.11, 2.12 and 2.14 to the Financial Statements, further details on their valuation are outlined in Note 5.1 "Financial instruments measured at fair value" to the Financial Statements. If additional investment is made subsequently such that an investee becomes an associate, joint venture or subsidiary, then the investment is reclassified in accordance with the Group's accounting policies.

與股權風險承擔有關之收益或虧損概述如下:

Gains or losses related to equity exposures are summarised below:

| | | 2014 | 2013 |
|---------------------|---|------------|--------------|
| | | 港幣百萬元 | 港幣百萬元 |
| | | HK\$'m | HK\$'m |
| 出售產生的已實現收益 | Realised gains from sales | 531 | - |
| 於儲備而非收益表中確認之未實現重估收益 | Unrealised gains on revaluation recognised in reserves but not through income statement | 778 | 1,179 |

未經審核之
補充財務資料 (續)

Unaudited Supplementary Financial Information (continued)

10. 風險管理

10. Risk Management

集團銀行業務

Banking Group

總覽

Overview

本集團深信良好的風險管理是企業成功的重要元素。在日常經營中，本集團高度重視風險管理，並強調風險控制與業務發展之間必須取得平衡。本集團業務的主要內在風險包括信貸風險、利率風險、市場風險、流動資金風險、操作風險、信譽風險、法律及合規風險及策略風險。本集團的風險管理目標是在提高股東價值的同時，確保風險控制在可接受的水平之內。本集團設有經董事會審批的風險偏好陳述，表達本集團在風險可控的前提下所願意承擔的風險類型與程度，以實現業務發展目標和達到利益相關者的期望。有關本集團風險管理管治架構的詳細資料，請見本年報中財務報表附註4。

The Group believes that sound risk management is crucial to the success of any organisation. In its daily operation, the Group attaches a high degree of importance to risk management and emphasises that a balance must be struck between risk control and business development. The principal types of risk inherent in the Group's businesses are credit risk, interest rate risk, market risk, liquidity risk, operational risk, reputation risk, legal and compliance risk, and strategic risk. The Group's risk management objective is to enhance shareholder value by maintaining risk exposures within acceptable limits. The Group has a defined risk appetite statement approved by the Board, which is an expression of the types and level of risk that the Group is willing to take in a controllable way in order to achieve its business goals and to meet the expectations of its stakeholders. For details of the Group's risk management governance structure, please refer to Note 4 to the Financial Statements in this Annual Report.

信貸風險管理

Credit Risk Management

信貸風險指因客戶或交易對手未能或不願意履行償債責任而造成損失的風險。本集團的交易賬和銀行賬、以及資產負債表內和表外均存在這種風險。信貸風險主要來自借貸、貿易融資及資金業務。有關本集團信貸風險管理之詳細資料，請見本年報中財務報表附註4.1。

Credit risk is the risk of loss that a customer or counterparty is unable to or unwilling to meet its contractual obligations. Credit risk exists in the trading book and banking book, as well as from on- and off-balance sheet transactions of the Group. It arises principally from lending, trade finance and treasury businesses. For details of the Group's Credit Risk Management, please refer to Note 4.1 to the Financial Statements in this Annual Report.

市場風險管理

Market Risk Management

市場風險是指因金融市場價格(匯率、利率、股票價格、商品價格)波動導致整體的外匯、利率、股票和商品持倉值出現變化而可能給本集團帶來的損失。本集團採取適中的市場風險偏好，實現風險與收益的平衡。有關本集團市場風險管理之詳細資料，請見本年報中財務報表附註4.2。

Market risk refers to the risk of loss arising from movements in the value of foreign exchange, interest rate, equity and commodity positions held by the Group due to the volatility of financial market price (foreign exchange rate, interest rate, equity price, commodity price). The Group adopts a moderate market risk appetite to achieve a balance between risk and return. For details of the Group's Market Risk Management, please refer to Note 4.2 to the Financial Statements in this Annual Report.

未經審核之
補充財務資料 (續)

Unaudited Supplementary Financial Information (continued)

10. 風險管理 (續)

10. Risk Management (continued)

市場風險管理 (續)

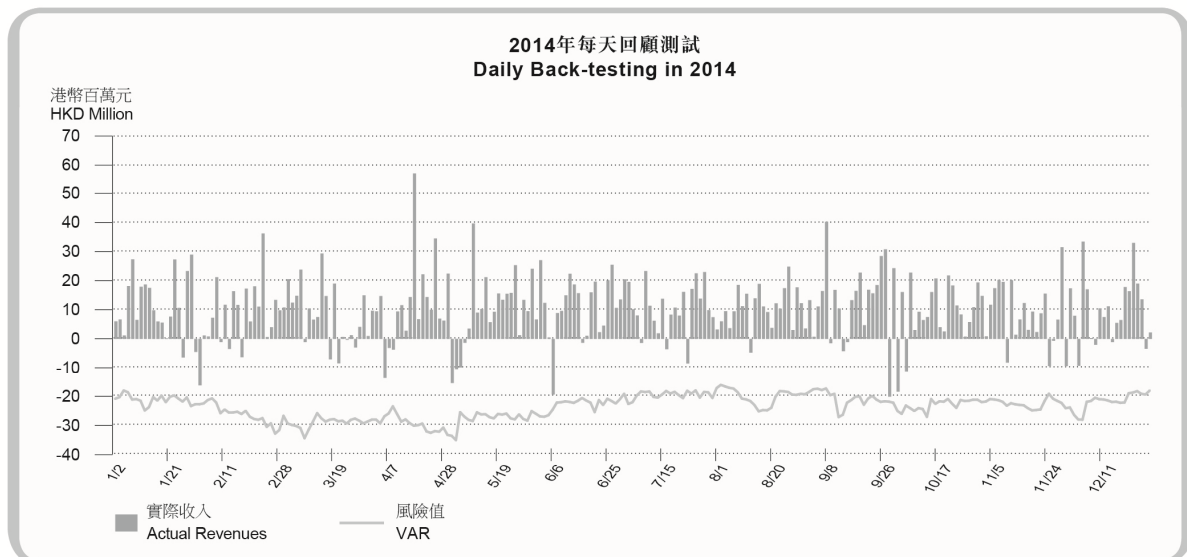
Market Risk Management (continued)

本集團採用風險值量度一般市場風險，並定期向風險委員會和高層管理人員報告。本集團採用統一的風險值計量模型，運用歷史模擬法，以過去2年歷史市場數據為參照，計算99%置信水平下及1天持有期內集團層面及各附屬機構的風險值，並設定本集團和各附屬機構的風險值限額。

The Group uses the VAR to measure and report general market risks to the Risk Committee ("RC") and senior management on a periodic basis. The Group adopts a uniformed VAR calculation model, using a historical simulation approach and two years of historical market data, to calculate the VAR of the Group and subsidiaries over a 1-day holding period with a 99% confidence level, and sets up the VAR limit of the Group and subsidiaries.

本集團採用回顧測試衡量風險值模型計量結果的準確性。回顧測試是將每一交易日市場風險持倉的風險值數字與下一個交易日從這些持倉得到的實際及假設收入作出比較。一般而言，在99%置信水平下，在連續12個月內的例外情況應該不超過4次。下圖列示本集團風險值與實際收入比較之回顧測試結果。

The Group adopts back-testing to measure the accuracy of VAR model results. The back-testing compares the calculated VAR figure of market risk positions of each business day with the actual and hypothetical revenues arising from those positions on the next business day. Generally speaking, the number of back-testing exceptions in a rolling 12-month period will not exceed four times, given a 99% confidence level. The graph below shows the back-testing result of the VAR against actual revenues of the Group.



2014年內回顧測試結果顯示，本集團並無實際交易損失超過風險值的情況。

There were no actual losses exceeding the VAR for the Group in 2014 as shown in the back-testing results.

未經審核之
補充財務資料 (續)

Unaudited Supplementary Financial Information (continued)

10. 風險管理 (續)

10. Risk Management (continued)

利率風險管理

利率風險是指因利率水平、資產負債期限結構等要素發生變動而可能導致銀行整體收益和經濟價值承受損失。本集團的利率風險承擔主要來自結構性持倉。結構性持倉的主要利率風險類別為利率重訂風險、利率基準風險、收益率曲線風險及客戶擇權風險。有關本集團利率風險管理之詳細資料，請見本年報中財務報表附註4.2。

Interest Rate Risk Management

Interest rate risk means the risks to a bank's earnings and economic value arising from movements in interest rate and term structures of the bank's asset and liability positions. The Group's interest rate risk exposures are mainly structural. The major types of interest rate risk from structural positions are repricing risk, basis risk, yield curve risk and option risk. For details of the Group's Interest Rate Risk Management, please refer to Note 4.2 to the Financial Statements in this Annual Report.

流動資金風險管理

流動資金風險是指銀行因無法提供充裕資金以應對資產增加或履行到期義務，而可能要承受的不欲接受的損失。本集團遵循穩健的流動資金風險偏好，確保在正常情況或壓力情景下均有能力提供穩定、可靠和足夠的現金來源，滿足流動資金需求；在極端情景下無需借助金管局的流動性支持，累積的淨現金流為正值，可以保證基本生存期內的流動資金需要。有關本集團流動資金風險管理之詳細資料，請見本年報中財務報表附註4.3。

Liquidity Risk Management

Liquidity risk is the risk that banks fail to provide sufficient funds to grow assets or pay due obligations, and need to bear an unacceptable loss. The Group maintains sound liquidity risk appetite to provide stable, reliable and adequate sources of cash to meet liquidity needs under normal circumstances or stressed scenarios; and to survive with net positive cumulative cash flow in extreme scenarios without requesting the HKMA to act as the lender of last resort. For details of the Group's Liquidity Risk Management, please refer to Note 4.3 to the Financial Statements in this Annual Report.

操作風險管理

操作風險是指由不完善或有問題的內部程序、人員、系統，以及外部事件所造成損失的風險。操作風險隱藏於業務操作的各個環節，是本集團在日常操作活動中面對的風險。

Operational Risk Management

Operational risk is the risk of loss resulting from inadequate or failed internal process, people and system, or from external events. The risk is inherent in every aspect of business operations and confronted by the Group in its day-to-day operational activities.

未經審核之
補充財務資料 (續)

Unaudited Supplementary Financial Information (continued)

10. 風險管理 (續)

10. Risk Management (continued)

操作風險管理 (續)

Operational Risk Management (continued)

本集團實施操作風險管理「三道防線」體系：所有部門或功能單位為第一道防線，是操作風險管理的第一責任人，通過自我評估與自我提升來履行業務經營過程中自我風險控制職能。操作風險及合規部連同一些與操作風險管理相關的專門職能單位包括人力資源部、資訊科技部、公司服務部、財務管理部、會計部（統稱為「專門職能單位」）為第二道防線，負責評估和監控第一道防線操作風險狀況，對其工作提供指導。獨立於業務單位的操作風險及合規部，負責協助管理層管理本集團的操作風險，包括制訂和重檢操作風險管理政策和框架、設計操作風險的管理工具和匯報機制、評估及向管理層和風險委員會匯報總體操作風險狀況；專門職能單位對操作風險的一些特定的範疇或與其相關事項，履行第二道防線的牽頭管理責任，除負責本單位操作風險管理外，亦須就指定的操作風險管理範疇向其他單位提供專業意見／培訓並履行集團整體的操作風險牽頭管理。集團稽核為第三道防線，對操作風險管理框架的有效性與充足性作獨立評估，需定期稽查本集團各部門或功能單位操作風險管理工作的合規性和有效性，並提出整改意見。

The Group has implemented the “Three Lines of Defence” for its operational risk management. All departments or functional units as the first line of defence are the first parties responsible for operational risk management, and carry out the duties and functions of self risk control in the process of business operation through self assessment and self enhancement. The Operational Risk and Compliance Department (“OR&CD”), together with certain specialist functional units in relation to operational risk management within the Group, including the Human Resources Department, Information Technology Department, Corporate Services Department, Financial Management Department and General Accounting & Accounting Policy Department (collectively known as “specialist functional units”), are the second line of defence. They are responsible for assessing and monitoring the operational risk conditions in the first line of defence, and providing them with guidance. The OR&CD, being independent from the business units, is responsible for assisting the Management in managing the Group’s operational risk, including the establishment and review of the operational risk management policy and framework, designing the operational risk management tools and reporting mechanism, and assessing and reporting the overall operational risk position to the Management and RC. Specialist functional units are required to carry out their managerial duties of the second line of defence with respect to some specific aspects of operational risk and its related issues. Besides taking charge of operational risk management in their own units, these units are also required to provide other units with professional advice/training in respect of certain operational risk categories and to lead the group-wide operational risk management. Group Audit is the third line of defence which provides independent assessment to the effectiveness and adequacy of the operational risk management framework and is required to conduct periodic audit of the operational risk management activities of various departments or functional units within the Group regarding their compliance and effectiveness and to put forward recommendations for remedial actions.

未經審核之
補充財務資料 (續)

Unaudited Supplementary Financial Information (continued)

10. 風險管理 (續)

10. Risk Management (continued)

操作風險管理 (續)

Operational Risk Management (continued)

本集團建立了有效的內部控制程序，對所有重大活動訂下政策及監控措施。設置適當的職責分工和授權乃本集團緊守的基本原則。本集團採用關鍵風險指標、自我評估、操作風險事件匯報及檢查等不同的操作風險管理工具或方法來識別、評估、監察及控制潛在於業務活動及產品內的風險，同時透過購買保險將未能預見的操作風險減低。對支援緊急或災難事件時的業務運作備有持續業務運作計劃，並維持充足的後備設施及定期進行演練。

The Group has put in place an effective internal control process which requires the establishment of policies and control procedures for all the key activities. The Group adheres to the fundamental principle of proper segregation of duties and authorisation. The Group adopts various operational risk management tools or methodologies such as key risk indicators, self-assessment, operational risk events reporting and review to identify, assess, monitor and control the risks inherent in business activities and products, as well as purchase of insurance to mitigate unforeseeable operational risks. Business continuity plans are established to support business operations in the event of an emergency or disaster. Adequate backup facilities are maintained and periodic drills are conducted.

信譽風險管理

Reputation Risk Management

信譽風險指因與本集團業務經營有關的負面報導（不論是否屬實），可能引致客戶基礎縮小、成本高昂的訴訟或收入減少等的風險。信譽風險隱藏於其他風險及各業務運作環節，涉及層面廣泛。

Reputation risk is the risk that negative publicity about the Group's business practices, whether genuine or not, will cause a potential decline in the customer base, or lead to costly litigation or revenue decrease. Reputation risk is inherent in other types of risk and every aspect of business operation and covers a wide spectrum of issues.

為減低信譽風險，本集團制訂並遵循信譽風險管理政策。此政策的目的是當信譽風險事件發生時本集團能夠盡早識別和積極防範。鑒於信譽風險往往是由各種可能令公眾對本集團信任受損的操作及策略失誤所引發，本集團建立關鍵控制自我評估機制包括相關風險評估工具，以評估各主要風險可能對本集團造成的嚴重影響，包括對本集團信譽的損害程度。

In order to mitigate reputation risk, the Group has formulated and duly followed its Reputation Risk Management Policy. The policy aims to identify and prevent reputation risk proactively at an early stage when an incident occurs. Since reputation risk is often caused by various types of operational and strategic issues that negatively impact the trust and perception of the Group, all operational and key risks identified are assessed through the established Key Control Self-Assessment framework, including risk assessment tools, to evaluate the severity of their impact on the Group, including the damage to reputation.

未經審核之
補充財務資料 (續)

Unaudited Supplementary Financial Information (continued)

10. 風險管理 (續)

10. Risk Management (continued)

信譽風險管理 (續)

Reputation Risk Management (continued)

此外，本集團建立完善機制持續監測金融界所發生的信譽風險事件，以有效管理、控制及減低信譽風險事件的潛在負面影響。本集團亦借助健全有效機制及時向利益相關者披露信息，由此建立公眾信心及樹立本集團良好公眾形象。

In addition, the Group has put in place a comprehensive framework to continuously monitor reputation risk incidents in the financial industry. This continuous monitoring enables the Group to effectively manage, control and mitigate any potential adverse impact from an incident. The Group also adopts robust disclosure practices to keep our stakeholders informed at all times, which helps build confidence in the Group and establish a strong public image.

法律及合規風險管理

Legal and Compliance Risk Management

法律風險指因不可執行合約、訴訟或不利判決而可能使本集團運作或財務狀況出現混亂或負面影響的風險。合規風險指因未有遵守所有適用法例及規則，而可能導致本集團須承受遭法律或監管機構制裁、引致財務損失或信譽損失的風險。法律及合規風險由操作風險及合規部管理，該部門直接向風險總監匯報工作。所有法律事務均由法律服務中心處理，該中心向營運總監匯報工作。操作風險及合規部在法律服務中心的協助下負責管理法律風險。法律合規風險管理政策是集團公司治理架構的組成部分，由董事會屬下的風險委員會審批。

Legal risk is the risk that unenforceable contracts, lawsuits or adverse judgments may disrupt or otherwise negatively affect the operations or financial conditions of the Group. Compliance risk is the risk of legal or regulatory sanctions, financial losses or losses in reputation the Group may suffer as a result of its failure to comply with all applicable laws and regulations. Legal and compliance risks are managed by the OR&CD, which reports directly to the CRO. All legal matters are handled by the Legal Services Centre ("LSC"), which reports to the Chief Operating Officer. The OR&CD is responsible for legal risk management of the Group with support rendered by the LSC. As part of the Group's corporate governance framework, the policy for the management of legal and compliance risk is approved by the RC as delegated by the Board.

未經審核之
補充財務資料 (續)

Unaudited Supplementary Financial Information (continued)

10. 風險管理 (續)

10. Risk Management (continued)

策略風險管理

策略風險指本集團在實施各項策略，包括宏觀戰略與政策，以及為執行戰略與政策而制訂各項具體的計劃、方案和制度時，由於在策略制訂、實施及調整過程中失當，從而使本集團的盈利、資本、信譽和市場地位受到影響的風險。董事會檢討和審批策略風險管理政策。重點戰略事項均得到高層管理人員與董事會的充分評估與適當的審批。

本集團會因應最新市場情況及發展，定期檢討業務策略。

資本管理

本集團資本管理的主要目標是維持與集團整體風險狀況相稱的資本充足水平，同時為股東帶來最大回報。資產負債管理委員會定期檢討本集團資本結構，並在需要時進行調整以保持風險、回報與資本充足性的最佳平衡。

為符合金管局監管政策手冊「監管審查程序」內的要求，本集團採用內部資本充足評估程序並每年作出重檢。按金管局對第二支柱的指引，內部資本充足評估程序主要用以評估在第一支柱下未有涵蓋或充分涵蓋的重大風險所需的額外資本，從而設定本集團最低普通股權一級資本比率、最低一級資本比率及最低總資本比率。同時，本集團亦就前述的資本比率設定了運作區間，以支持業務發展需要及促進資本的有效運用。

Strategic Risk Management

Strategic risk generally refers to the risks that may cause current or future negative impacts on the earnings, or capital or reputation or market position of the Group because of poor business decisions, improper implementation of strategies and inadequacies in the response to the changing market condition. The Board reviews and approves the strategic risk management policy. Key strategic issues have to be fully evaluated and properly endorsed by the senior management and the Board.

The Group regularly reviews its business strategies to cope with the latest market situation and developments.

Capital Management

The major objective of the Group's capital management is to maximise total shareholders' return while maintaining a capital adequacy position in relation to the Group's overall risk profile. The Asset and Liability Management Committee ("ALCO") periodically reviews the Group's capital structure and adjusts the capital mix where appropriate to maintain an optimal balance among risk, return and capital adequacy.

To comply with the HKMA's requirements as stated in the Supervisory Policy Manual "Supervisory Review Process", the Group adopts the internal capital adequacy assessment process ("ICAAP") and reviews it annually. Based on the HKMA's guidelines on Pillar II, ICAAP has been initiated to assess the extra capital needed to cover the material risks not captured or not adequately captured under Pillar I, and therefore minimum Common Equity Tier 1 capital ratio, minimum Tier 1 capital ratio and minimum Total capital ratio are determined. Meanwhile, operating ranges for the aforementioned capital ratios have also been established which enable the flexibility for future business growth and efficiency of capital utilisation.

未經審核之
補充財務資料 (續)

Unaudited Supplementary Financial Information (continued)

10. 風險管理 (續)

10. Risk Management (continued)

壓力測試

本集團以壓力測試輔助各項風險的分析工作。壓力測試是一種風險管理工具，用以評估當市場或宏觀經濟因素急劇變化並產生極端不利的經營環境時銀行風險暴露的情況。本集團內各風險管理單位按金管局監管政策手冊「壓力測試」內的原則，定期進行壓力測試。資產負債管理委員會根據風險委員會批准的主要風險限額，對壓力測試的結果進行監控，財務管理部定期向董事會及風險委員會匯報本集團的綜合測試結果。

Stress Testing

The Group supplements the analysis of various types of risks with stress testing. Stress testing is a risk management tool for estimating risk exposures under stressed conditions arising from extreme but plausible market or macroeconomic movements. These tests are conducted on a regular basis by the Group's various risk management units in accordance with the principles stated in the Supervisory Policy Manual "Stress-testing" published by the HKMA. The ALCO monitors the results against the key risk limits approved by the RC. The Financial Management Department reports the combined stress test results of the Group to the Board and RC regularly.

附錄

本銀行之附屬公司

本銀行附屬公司的具體情況如下：

| 名稱 | 註冊／營業 地點及日期 | 已發行並繳足股本／ 註冊資本 | 持有權益 | 主要業務 |
|------------------|----------------------|--------------------------|---------|---------------|
| 南洋商業銀行有限公司 | 1948年2月2日 於香港 | 普通股份 3,144,517,396 港元 | 100.00% | 銀行業務 |
| 集友銀行有限公司 | 1947年4月24日 於香港 | 普通股份 300,000,000 港元 | 70.49% | 銀行業務 |
| 中銀信用卡（國際）有限公司 | 1980年9月9日 於香港 | 普通股份 480,000,000 港元 | 100.00% | 信用卡服務 |
| 中國銀行（香港）代理人有限公司 | 1985年10月1日 於香港 | 普通股份 2 港元 | 100.00% | 代理人服務 |
| 中國銀行（香港）信託有限公司 | 1987年11月6日 於香港 | 普通股份 3,000,000 港元 | 100.00% | 信託及代理服務 |
| 中銀集團信託人有限公司 | 1997年12月1日 於香港 | 普通股份 200,000,000 港元 | 64.20% | 信託服務 |
| 中銀香港金融產品（開曼）有限公司 | 2006年11月10日 於開曼群島 | 普通股份 50,000 美元 | 100.00% | 發行結構性票據 |
| 中銀信息科技（深圳）有限公司 | 1990年4月16日 於中國 | 註冊資本 70,000,000 港元 | 100.00% | 物業持有及 物業投資 |
| 中銀信息技術服務（深圳）有限公司 | 1993年5月26日 於中國 | 註冊資本 40,000,000 港元 | 100.00% | 信息技術服務 |
| 中銀國際英國保誠信託有限公司 | 1999年10月11日 於香港 | 普通股份 300,000,000 港元 | 41.10% | 信託服務 |
| 浙興（代理人）有限公司 | 1980年4月23日 於香港 | 普通股份 10,000 港元 | 100.00% | 代理人服務 |
| 集友銀行（代理人）有限公司 | 1981年11月3日 於香港 | 普通股份 100,000 港元 | 70.49% | 投資控股 |
| 欣澤有限公司 | 2001年5月4日 於香港 | 普通股份 2 港元 | 70.49% | 投資控股 |

附錄 (續)

本銀行之附屬公司 (續)

| 名稱 | 註冊／營業 地點及日期 | 已發行並繳足股本／ 註冊資本 | 持有權益 | 主要業務 |
|-----------------|--------------------|---------------------------|---------|---------------|
| 廣利南投資管理有限公司 | 1984年5月25日 於香港 | 普通股份 3,050,000 港元 | 100.00% | 投資代理 |
| 南洋商業銀行(中國)有限公司 | 2007年12月14日 於中國 | 註冊資本 6,500,000,000 人民幣 | 100.00% | 銀行業務 |
| 南洋商業銀行(代理人)有限公司 | 1980年8月22日 於香港 | 普通股份 50,000 港元 | 100.00% | 代理人服務 |
| 南洋商業銀行信託有限公司 | 1976年10月22日 於香港 | 普通股份 3,000,000 港元 | 100.00% | 信託服務 |
| 寶生金融投資服務有限公司 | 1980年9月23日 於香港 | 普通股份 95,000,000 港元 | 100.00% | 黃金買賣及 投資控股 |
| 寶生期貨有限公司 | 1993年10月19日 於香港 | 普通股份 95,000,000 港元 | 100.00% | 證券及 期貨業務 |
| 誠信置業有限公司 | 1961年12月11日 於香港 | 普通股份 2,800,000 港元 | 70.49% | 投資控股 |
| 新僑企業有限公司 | 1961年9月13日 於香港 | 普通股份 3,000,000 港元 | 100.00% | 物業持有及 物業投資 |
| 新華信託有限公司 | 1978年10月27日 於香港 | 普通股份 3,000,000 港元 | 100.00% | 信託服務 |
| 中訊資訊服務有限公司 | 1993年2月11日 於香港 | 普通股份 7,000,000 港元 | 100.00% | 資訊服務 |

中銀旅遊有限公司已於 2014 年 6 月 5 日正式解散。

港中銀縮微技術(深圳)有限公司已於 2014 年 8 月 20 日正式註銷。

南洋商業銀行有限公司根據於 2014 年 3 月 3 日生效的香港《公司條例》(第 622 章)，所有於香港註冊成立的公司於該生效日期或前後發行的股份均沒有面值，並廢除法定股本的相關概念，於 2014 年 3 月 3 日的股本溢價賬目結餘已撥入股本內。

Appendix

Subsidiaries of the Bank

The particulars of our subsidiaries are as follows:

| <u>Name</u> | <u>Place and date of incorporation/ operation</u> | <u>Issued and fully paid up share capital/ registered capital</u> | <u>Interest held</u> | <u>Principal activities</u> |
|---|---|---|----------------------|---------------------------------|
| Nanyang Commercial Bank, Limited | Hong Kong 2 February 1948 | Ordinary shares HK\$3,144,517,396 | 100.00% | Banking business |
| Chiyu Banking Corporation Limited | Hong Kong 24 April 1947 | Ordinary shares HK\$300,000,000 | 70.49% | Banking business |
| BOC Credit Card (International) Limited | Hong Kong 9 September 1980 | Ordinary shares HK\$480,000,000 | 100.00% | Credit card services |
| Bank of China (Hong Kong) Nominees Limited | Hong Kong 1 October 1985 | Ordinary shares HK\$2 | 100.00% | Nominee services |
| Bank of China (Hong Kong) Trustees Limited | Hong Kong 6 November 1987 | Ordinary shares HK\$3,000,000 | 100.00% | Trustee and agency services |
| BOC Group Trustee Company Limited | Hong Kong 1 December 1997 | Ordinary shares HK\$200,000,000 | 64.20% | Trustee services |
| BOCHK Financial Products (Cayman) Limited | Cayman Islands 10 November 2006 | Ordinary shares US\$50,000 | 100.00% | Issuing structured notes |
| BOCHK Information Technology (Shenzhen) Co., Ltd. | PRC 16 April 1990 | Registered capital HK\$70,000,000 | 100.00% | Property holding and investment |
| BOCHK Information Technology Services (Shenzhen) Ltd. | PRC 26 May 1993 | Registered capital HK\$40,000,000 | 100.00% | Information technology services |
| BOCI-Prudential Trustee Limited | Hong Kong 11 October 1999 | Ordinary shares HK\$300,000,000 | 41.10% | Trustee services |
| Che Hsing (Nominees) Limited | Hong Kong 23 April 1980 | Ordinary shares HK\$10,000 | 100.00% | Nominee services |
| Chiyu Banking Corporation (Nominees) Limited | Hong Kong 3 November 1981 | Ordinary shares HK\$100,000 | 70.49% | Investment holding |
| Grace Charter Limited | Hong Kong 4 May 2001 | Ordinary shares HK\$2 | 70.49% | Investment holding |

Appendix (continued)

Subsidiaries of the Bank (continued)

| Name | Place and date of incorporation/operation | Issued and fully paid up share capital/registered capital | Interest held | Principal activities |
|---|--|--|----------------------|-------------------------------------|
| Kwong Li Nam Investment Agency Limited | Hong Kong 25 May 1984 | Ordinary shares HK\$3,050,000 | 100.00% | Investment agency |
| Nanyang Commercial Bank (China), Limited | PRC 14 December 2007 | Registered capital RMB6,500,000,000 | 100.00% | Banking business |
| Nanyang Commercial Bank (Nominees) Limited | Hong Kong 22 August 1980 | Ordinary shares HK\$50,000 | 100.00% | Nominee services |
| Nanyang Commercial Bank Trustee Limited | Hong Kong 22 October 1976 | Ordinary shares HK\$3,000,000 | 100.00% | Trustee services |
| Po Sang Financial Investment Services Company Limited | Hong Kong 23 September 1980 | Ordinary shares HK\$95,000,000 | 100.00% | Gold trading and investment holding |
| Po Sang Futures Limited | Hong Kong 19 October 1993 | Ordinary shares HK\$95,000,000 | 100.00% | Securities and futures brokerage |
| Seng Sun Development Company, Limited | Hong Kong 11 December 1961 | Ordinary shares HK\$2,800,000 | 70.49% | Investment holding |
| Sin Chiao Enterprises Corporation, Limited | Hong Kong 13 September 1961 | Ordinary shares HK\$3,000,000 | 100.00% | Property holding and investment |
| Sin Hua Trustee Limited | Hong Kong 27 October 1978 | Ordinary shares HK\$3,000,000 | 100.00% | Trustee services |
| Sino Information Services Company Limited | Hong Kong 11 February 1993 | Ordinary shares HK\$7,000,000 | 100.00% | Information services |

BOC Travel Services Limited was dissolved on 5 June 2014.

G.Z.Y. Microfilm Technology (Shenzhen) Co., Ltd. completed winding up on 20 August 2014.

Pursuant to the Hong Kong Companies Ordinance (Chapter 622) which has commenced operation on 3 March 2014, all shares issued by a company incorporated in Hong Kong before, on and after that commencement date shall have no par value and the relevant concept of authorised share capital is abolished, the balance of Nanyang Commercial Bank, Limited's share premium account as at 3 March 2014 has been transferred to share capital.

釋義

在本年報中，除非文義另有所指，否則下列詞彙具有以下涵義：

| 詞彙 | 涵義 |
|--------------|---|
| 「中國銀行」 | 中國銀行股份有限公司，一家根據中國法例成立之商業銀行及股份制有限責任公司，其 H 股及 A 股股份分別於香港聯交所及上海證券交易所掛牌上市 |
| 「中銀香港慈善基金」 | 中國銀行（香港）有限公司慈善基金（前稱中銀集團慈善基金），成立於 1994 年 7 月 |
| 「中銀香港（控股）」 | 中銀香港（控股）有限公司，根據香港法例註冊成立之公司 |
| 「中銀香港」或「本銀行」 | 中國銀行（香港）有限公司，根據香港法例註冊成立之公司，並為中銀香港（控股）有限公司之全資附屬公司 |
| 「董事會」 | 本銀行的董事會 |
| 「中投」 | 中國投資有限責任公司 |
| 「匯金」 | 中央匯金投資有限責任公司 |
| 「集友」 | 集友銀行有限公司，根據香港法例註冊成立之公司，中銀香港佔其 70.49% 股權 |
| 「惠譽」 | 惠譽國際評級 |
| 「金管局」 | 香港金融管理局 |
| 「香港」 | 香港特別行政區 |
| 「上市規則」 | 香港聯合交易所有限公司證券上市規則 |
| 「強積金」 | 強制性公積金 |
| 「強積金條例」 | 強制性公積金計劃條例，香港法例第 485 章（修訂） |
| 「內地」或「中國內地」 | 中華人民共和國內地 |
| 「中期票據計劃」 | 由中銀香港於 2011 年 9 月 2 日訂立的中期票據計劃 |
| 「穆迪」 | 穆迪投資者服務 |
| 「南商」 | 南洋商業銀行有限公司，根據香港法例註冊成立之公司，並為中銀香港之全資附屬公司 |
| 「南商（中國）」 | 南洋商業銀行（中國）有限公司，根據中國法例註冊成立之公司，並為南商之全資附屬公司 |

釋義 (續)

| 詞彙 | 涵義 |
|---------------|-------------|
| 「中國」 | 中華人民共和國 |
| 「人民幣」 | 人民幣，中國法定貨幣 |
| 「標準普爾」 | 標準普爾評級服務 |
| 「聯交所」或「香港聯交所」 | 香港聯合交易所有限公司 |
| 「本集團」 | 本銀行及其附屬公司 |
| 「風險值」 | 風險持倉涉險值 |

Definitions

In this Annual Report, unless the context otherwise requires, the following terms shall have the meanings set out below:

| Terms | Meanings |
|---------------------------------|--|
| "ABS" | Asset-backed Securities |
| "ALCO" | the Asset and Liability Management Committee |
| "AT1" | Additional Tier 1 |
| "ATM" | Automated Teller Machine |
| "BOC" | Bank of China Limited, a joint stock commercial bank with limited liability established under the laws of the PRC, the H shares and A shares of which are listed on the Hong Kong Stock Exchange and the Shanghai Stock Exchange respectively |
| "BOCHK Charitable Foundation" | Bank of China (Hong Kong) Limited Charitable Foundation (formerly known as the "Bank of China Group Charitable Foundation"), a charitable foundation being established in July 1994 |
| "BOCHK (Holdings)" | BOC Hong Kong (Holdings) Limited, a company incorporated under the laws of Hong Kong |
| "BOCHK" or "the Bank" | Bank of China (Hong Kong) Limited, a company incorporated under the laws of Hong Kong and a wholly-owned subsidiary of BOC Hong Kong (Holdings) Limited |
| "BOCI-Prudential Manager" | BOCI-Prudential Asset Management Limited, a company incorporated under the laws of Hong Kong, in which BOCI Asset Management Limited, a wholly-owned subsidiary of BOC International Holdings Limited, and Prudential Corporation Holdings Limited hold equity interests of 64% and 36% respectively |
| "BOCI-Prudential Trustee" | BOCI-Prudential Trustee Limited, a company incorporated under the laws of Hong Kong, in which BOC Group Trustee Company Limited and Prudential Corporation Holdings Limited hold equity interests of 64% and 36% respectively |
| "Board" or "Board of Directors" | the Board of Directors of the Bank |
| "CE" | Chief Executive |
| "CET1" | Common Equity Tier 1 |
| "CFO" | Chief Financial Officer |
| "CIC" | China Investment Corporation |
| "CRM" | Credit Risk Mitigation |
| "CRO" | Chief Risk Officer |
| "CVA" | Credit Valuation Adjustment |

Definitions (continued)

| Terms | Meanings |
|--------------------------------|--|
| “Central Huijin” | Central Huijin Investment Ltd. |
| “Chiyu” | Chiyu Banking Corporation Limited, a company incorporated under the laws of Hong Kong, in which BOCHK holds an equity interest of 70.49% |
| “DCE” | Deputy Chief Executive |
| “DVA” | Debit Valuation Adjustment |
| “EAD” | Exposure at Default |
| “ECAI(s)” | External Credit Assessment Institution(s) |
| “EL” | Expected Loss |
| “EV” | Economic Value Sensitivity Ratio |
| “FIRB” | Foundation Internal Ratings-based |
| “Fitch” | Fitch Ratings |
| “HKAS(s)” | Hong Kong Accounting Standard(s) |
| “HKFRS(s)” | Hong Kong Financial Reporting Standard(s) |
| “HKICPA” | Hong Kong Institute of Certified Public Accountants |
| “HK(IFRIC)-Int” | Hong Kong (IFRIC) Interpretation |
| “HKMA” | Hong Kong Monetary Authority |
| “Hong Kong” or “Hong Kong SAR” | Hong Kong Special Administrative Region |
| “ICAAP” | Internal Capital Adequacy Assessment Process |
| “IFRS” | International Financial Reporting Standards |
| “IMM” | Internal Models |
| “IRB” | Internal Ratings-based |
| “LGD” | Loss Given Default |

Definitions (continued)

| Terms | Meanings |
|-----------------------------------|---|
| “LSC” | Legal Services Centre |
| “Listing Rules” | the Rules Governing the Listing of Securities on The Stock Exchange of Hong Kong Limited |
| “MBS” | Mortgage-backed Securities |
| “MC” | the Management Committee |
| “MPF” | Mandatory Provident Fund |
| “MPF Schemes Ordinance” | the Mandatory Provident Fund Schemes Ordinance, Chapter 485 of the Laws of Hong Kong, as amended |
| “Mainland” or “Mainland of China” | the mainland of the PRC |
| “Medium Term Note Programme” | the medium term note programme was established by BOCHK on 2 September 2011 |
| “Moody’s” | Moody’s Investors Service |
| “NCB” | Nanyang Commercial Bank, Limited, a company incorporated under the laws of Hong Kong and a wholly-owned subsidiary of BOCHK |
| “NCB (China)” | Nanyang Commercial Bank (China), Limited, a company incorporated under the laws of the PRC and a wholly-owned subsidiary of NCB |
| “OR&CD” | the Operational Risk & Compliance Department |
| “ORSO schemes” | the Occupational Retirement Schemes under Occupational Retirement Schemes Ordinance, Chapter 426 of the Laws of Hong Kong |
| “OTC” | Over-the-counter |
| “PD” | Probability of Default |
| “PRC” | the People’s Republic of China |
| “PVBP” | Price Value of a Basis Point |
| “RC” | the Risk Committee |
| “RMB” or “Renminbi” | Renminbi, the lawful currency of the PRC |
| “RMD” | the Risk Management Department |
| “RWA” | Risk-weighted Assets |
| “SC” | Steering Committee |
| “STC” | Standardised (Credit Risk) |
| “STM” | Standardised (Market Risk) |

Definitions (continued)

| Terms | Meanings |
|--|--|
| “STO” | Standardised (Operational Risk) |
| “Standard & Poor’s” | Standard & Poor’s Ratings Services |
| “Stock Exchange” or “Hong Kong Stock Exchange” | The Stock Exchange of Hong Kong Limited |
| “the Group” | the Bank and its subsidiaries collectively referred as the Group |
| “US” | the United States of America |
| “VAR” | Value at Risk |



中國銀行(香港)有限公司
BANK OF CHINA (HONG KONG) LIMITED
