

2010 年報
Annual Report 2010



目錄	頁數	CONTENTS	PAGE
董事會報告	1	Report of the Directors	4
公司治理	8	Corporate Governance	17
獨立核數師報告	29	Independent Auditor's Report	30
綜合收益表	31	Consolidated Income Statement	31
綜合全面收益表	32	Consolidated Statement of Comprehensive Income	32
全面收益表	33	Statement of Comprehensive Income	33
綜合資產負債表	34	Consolidated Balance Sheet	34
資產負債表	36	Balance Sheet	36
綜合權益變動表	38	Consolidated Statement of Changes in Equity	38
權益變動表	39	Statement of Changes in Equity	39
綜合現金流量表	40	Consolidated Cash Flow Statement	40
財務報表附註		Notes to the Financial Statements	
1. 主要業務	41	1. Principal activities	41
2. 主要會計政策摘要	41	2. Summary of significant accounting policies	41
3. 應用會計政策時之重大會計估計及判斷	100	3. Critical accounting estimates and judgements in applying accounting policies	100
4. 金融風險管理	104	4. Financial risk management	104
5. 淨利息收入	257	5. Net interest income	257
6. 淨服務費及佣金收入	258	6. Net fee and commission income	258
7. 淨交易性收益	259	7. Net trading gain	259
8. 證券投資之淨收益／(虧損)	259	8. Net gain/(loss) on investment in securities	259
9. 其他經營收入	259	9. Other operating income	259
10. 減值準備淨撥回	260	10. Net reversal of impairment allowances	260
11. 經營支出	261	11. Operating expenses	261
12. 投資物業出售／公平值調整之淨收益	262	12. Net gain from disposal of/fair value adjustments on investment properties	262
13. 出售／重估物業、廠房及設備之淨(虧損)／收益	262	13. Net (loss)/gain from disposal/revaluation of properties, plant and equipment	262
14. 稅項	263	14. Taxation	263
15. 本銀行股東應佔溢利	264	15. Profit attributable to the equity holders of the Bank	264
16. 股息	264	16. Dividends	264
17. 退休福利成本	265	17. Retirement benefit costs	265
18. 認股權計劃	266	18. Share option schemes	266
19. 董事及高層管理人員酬金	269	19. Directors' and senior management's emoluments	269
20. 庫存現金及在銀行及其他金融機構的結餘	274	20. Cash and balances with banks and other financial institutions	274
21. 公平值變化計入損益之金融資產	275	21. Financial assets at fair value through profit or loss	275
22. 衍生金融工具及對沖會計	277	22. Derivative financial instruments and hedge accounting	277
23. 貸款及其他賬項	290	23. Advances and other accounts	290
24. 貸款減值準備	291	24. Loan impairment allowances	291
25. 證券投資	295	25. Investment in securities	295
26. 附屬公司權益	302	26. Interests in subsidiaries	302
27. 聯營公司權益	303	27. Interests in associates	303
28. 投資物業	305	28. Investment properties	305
29. 物業、廠房及設備	307	29. Properties, plant and equipment	307
30. 其他資產	312	30. Other assets	312
31. 香港特別行政區流通紙幣	312	31. Hong Kong SAR currency notes in circulation	312

目錄	頁數	CONTENTS	PAGE
32. 公平值變化計入損益之金融負債	313	32. Financial liabilities at fair value through profit or loss	313
33. 客戶存款	314	33. Deposits from customers	314
34. 其他賬項及準備	315	34. Other accounts and provisions	315
35. 已抵押資產	315	35. Assets pledged as security	315
36. 遞延稅項	316	36. Deferred taxation	316
37. 後償負債	323	37. Subordinated liabilities	323
38. 股本	324	38. Share capital	324
39. 儲備	324	39. Reserves	324
40. 綜合現金流量表附註	325	40. Notes to consolidated cash flow statement	325
41. 或然負債及承擔	327	41. Contingent liabilities and commitments	327
42. 資本承擔	328	42. Capital commitments	328
43. 經營租賃承擔	329	43. Operating lease commitments	329
44. 訴訟	330	44. Litigation	330
45. 分類報告	331	45. Segmental reporting	331
46. 董事及高級職員貸款	339	46. Loans to directors and officers	339
47. 主要之有關連人士交易	340	47. Significant related party transactions	340
48. 貨幣風險	344	48. Currency concentrations	344
49. 跨國債權	345	49. Cross-border claims	345
50. 非銀行的中國內地風險承擔	347	50. Non-bank Mainland China exposures	347
51. 最終控股公司	348	51. Ultimate holding company	348
52. 財務報表核准	348	52. Approval of financial statements	348
未經審核之補充財務資料		Unaudited Supplementary Financial Information	
風險管理	349	Risk Management	349
附錄 – 本銀行之附屬公司	358	Appendix – Subsidiaries of the Bank	361
釋義	365	Definitions	367

董事會報告

董事會同仁謹此提呈本銀行及其附屬公司截至 2010 年 12 月 31 日止之董事會報告及經審核之綜合財務報表。

主要業務

本銀行為根據《香港銀行業條例》所規定獲發牌之認可機構。本集團之主要業務為提供銀行及相關之金融服務。本集團及本銀行於本年度按業務分類的經營狀況分析詳情載於財務報表附註 45。

業績及分配

本集團在本年度之業績載於第 31 頁之綜合收益表。

於 2010 年 6 月 30 日，董事會宣佈派發第一次中期股息，每股普通股 0.088 港元，總金額約為港幣 37.88 億元，並已於 2010 年 8 月 31 日支付。

於 2010 年 12 月 31 日，董事會宣佈派發第二次中期股息，每股普通股 0.133 港元，總金額約為港幣 57.25 億元，並已於 2011 年 2 月 28 日支付。

董事會建議不派發截至 2010 年 12 月 31 日止年度的末期股息。

儲備

本集團及本銀行之儲備變動詳情分別載於第 38 頁之綜合權益變動表及第 39 頁之權益變動表。

捐款

本集團於年內之慈善及其他捐款總額約為港幣 8 百萬元。

物業、廠房及設備

本集團及本銀行之物業、廠房及設備變動詳情載於財務報表附註 29。

董事會報告（續）

董事

於年內及截至本報告書日期止，本銀行的董事名單如下：

董事長	肖 鋼 #
副董事長	李禮輝 # 和廣北
董事	李早航 # 周載群 # 張燕玲 # 高迎欣 馮國經 * 高銘勝 * 單偉建 * 董建成 * 童偉鶴 * 楊曹文梅 *（自 2010 年 5 月 21 日起退任）

非執行董事

* 獨立非執行董事

本銀行的公司組織章程細則並無有關董事輪值告退之條款，因此所有董事將繼續留任。

董事於重大合約之權益

於本年度內，本銀行、其控股公司、或其任何附屬公司或各同系附屬公司概無就本集團業務訂立任何重大、而任何董事直接或間接擁有重大權益的合約。

董事會報告（續）

董事認購股份之權益

於2002年7月5日，本銀行間接控股公司中銀（BVI）根據上市前認股權計劃向下列董事授予認股權，彼等可據此向中銀（BVI）購入本銀行直接控股公司中銀香港（控股）現有已發行股份，行使價為每股8.50港元。該等認股權自2002年7月25日起的4年內歸屬，有效行使期為10年。

以下列出截至2010年12月31日根據上市前認股權計劃向董事授予的尚未行使認股權的詳情：

董事姓名	授出日期	每股 行使價 (港幣)	行使期限	認股權數量					
				於 2002 年 7 月 5 日 授出之認股權	於 2010 年 1 月 1 日	年內 已行使 之認股權	年內 已放棄 之認股權	年內 已作廢 之認股權	於 2010 年 12 月 31 日
李早航	2002 年 7 月 5 日	8.50	2003 年 7 月 25 日 至 2012 年 7 月 4 日	1,446,000	1,446,000	—	—	—	1,446,000
周載群	2002 年 7 月 5 日	8.50	2003 年 7 月 25 日 至 2012 年 7 月 4 日	1,446,000	1,084,500	—	—	—	1,084,500
張燕玲	2002 年 7 月 5 日	8.50	2003 年 7 月 25 日 至 2012 年 7 月 4 日	1,446,000	1,446,000	—	—	—	1,446,000
共：				4,338,000	3,976,500	—	—	—	3,976,500

除上文披露外，於本年度任何時間內，本銀行、其控股公司、或其任何附屬公司或各同系附屬公司概無訂立任何安排，使董事可藉購買本銀行或任何其他法人團體之股份或債券而獲益。

管理合約

中銀香港（控股）與本銀行已簽訂服務協議，中銀香港（控股）據此向本銀行提供管理及投資者關係服務，並以此收取服務費。任何一方可向另一方發出不少於 3 個月之通知以終止該協議。


符合《銀行業（披露）規則》

截至 2010 年 12 月 31 日的財務報表符合《銀行業條例》項下《銀行業（披露）規則》之要求。

核數師

2010 年度之財務報表乃由羅兵咸永道會計師事務所審計。在即將舉行的股東週年大會上，將提呈重新委任羅兵咸永道會計師事務所作為核數師之決議。

承董事會命



董事長
肖鋼

香港，2011 年 3 月 24 日

Report of the Directors

The Directors are pleased to present their report together with the audited consolidated financial statements of the Bank and its subsidiaries for the year ended 31 December 2010.

Principal Activities

The Bank is a licensed bank authorised under the Hong Kong Banking Ordinance. The principal activities of the Group are the provision of banking and related financial services. An analysis of the Group's and the Bank's performance for the year by business segments are set out in Note 45 to the financial statements.

Results and Appropriations

The results of the Group for the year are set out in the consolidated income statement on page 31.

On 30 June 2010, the Board declared the first interim dividend of HK\$0.088 per ordinary share, totalling approximately HK\$3,788 million, which was paid on 31 August 2010.

On 31 December 2010, the Board declared the second interim dividend of HK\$0.133 per ordinary share, totalling approximately HK\$5,725 million, which was paid on 28 February 2011.

The Board does not recommend the payment of a final dividend for the year ended 31 December 2010.

Reserves

Details of movements in the reserves of the Group and the Bank are set out in the consolidated statement of changes in equity and the statement of changes in equity on page 38 and 39 respectively.

Donations

Charitable and other donations made by the Group during the year amounted to approximately HK\$8 million.

Properties, Plant and Equipment

Details of movements in properties, plant and equipment of the Group and the Bank are set out in Note 29 to the financial statements.

Report of the Directors (Continued)

Directors

The Directors of the Bank during the year and up to the date of this report are:

Chairman	XIAO Gang #
Vice Chairmen	LI Lihui # HE Guangbei
Directors	LI Zaohang # ZHOU Zaiqun # ZHANG Yanling # GAO Yingxin FUNG Victor Kwok King * KOH Beng Seng * SHAN Weijian * TUNG Chee Chen * TUNG Savio Wai-Hok * YANG Linda Tsao * (retired from 21 May 2010)

Non-executive Directors

* Independent Non-executive Directors

There being no provision in the Bank's Articles of Association for retirement by rotation, all the directors continue in office.

Directors' Interests in Contracts of Significance

No contracts of significance, in relation to the Group's business to which the Bank, its holding companies, or any of its subsidiaries or fellow subsidiaries was a party and in which a Director had a material interest, whether directly or indirectly, subsisted at the end of the year or at any time during the year.

Report of the Directors (Continued)

Directors' Rights to Acquire Shares

On 5 July 2002, the following Directors were granted options by BOC (BVI), the indirect holding company of the Bank, pursuant to a Pre-Listing Share Option Scheme to purchase from BOC (BVI) existing issued shares of BOCHK (Holdings), the immediate holding company of the Bank, at a price of HK\$8.50 per share. These options have a vesting period of four years from 25 July 2002 with a valid exercise period of ten years.

Particulars of the outstanding options granted to the Directors under the Pre-Listing Share Option Scheme as at 31 December 2010 are set out below:

Name of Director	Date of grant	Exercise price (HK\$)	Exercisable period	Granted on 5 July 2002	Number of share options				Balances as at 31 December 2010
					Balances as at 1 January 2010	Exercised during the year	Surrendered during the year	Lapsed during the year	
LI Zaohang	5 July 2002	8.50	25 July 2003 to 4 July 2012	1,446,000	1,446,000	—	—	—	1,446,000
ZHOU Zaiqun	5 July 2002	8.50	25 July 2003 to 4 July 2012	1,446,000	1,084,500	—	—	—	1,084,500
ZHANG Yanling	5 July 2002	8.50	25 July 2003 to 4 July 2012	1,446,000	1,446,000	—	—	—	1,446,000
Total				4,338,000	3,976,500	—	—	—	3,976,500

Save as disclosed above, at no time during the year was the Bank, its holding companies, or any of its subsidiaries or fellow subsidiaries a party to any arrangements to enable the Directors to acquire benefits by means of the acquisition of shares in, or debentures of, the Bank or any other body corporate.

Management Contracts

There exists a services agreement between BOCHK (Holdings) and the Bank whereby BOCHK (Holdings) provides management and investor relations services to the Bank and under which costs are reimbursed and fees are payable. The said agreement can be terminated by either party giving not less than three months' prior notice.

Compliance with the Banking (Disclosure) Rules


The financial statements for the year ended 31 December 2010 comply with the requirements set out in the Banking (Disclosure) Rules under the Banking Ordinance.

Report of the Directors (Continued)

Auditor

The financial statements for the year 2010 have been audited by PricewaterhouseCoopers. A resolution for their re-appointment as auditor for the ensuing year will be proposed at the forthcoming annual general meeting.

On behalf of the Board



XIAO Gang
Chairman

Hong Kong, 24 March 2011

公司治理

為保障股東、客戶和員工的利益，本銀行致力維持和強化高水準的公司治理。除了全面符合香港當地有關的法律法規以及香港金融管理局及香港證券及期貨事務監察委員會的各項規定和指引外，本銀行不時對所採用的公司治理實務作出檢討，並力求符合國際和當地有關公司治理最佳慣例的要求。其中，本銀行已全面符合由香港金融管理局發出的監管政策手冊CG-1「本地註冊認可機構的企業管治」。

公司治理架構

董事會作為本銀行治理架構核心，與管理層之間具有明確分工。董事會負責給予管理層高層指引和有效監控。一般而言，董事會負責：

- 制訂本集團的中長期戰略並監控其執行情況；
- 審批年度業務計劃和財務預算；
- 批准有關年度、中期及季度業績；
- 審查及監控本集團的風險管理及內部監控；
- 負責本集團的公司治理及合規；及
- 監察本集團管理層的工作表現。

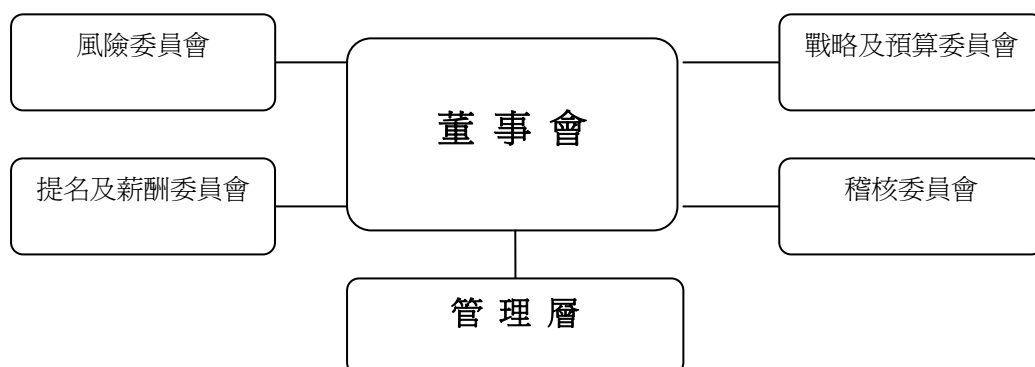
董事會特別授權管理層執行已確定的策略方針，由其負責日常營運並向董事會報告。為此，董事會訂立了清晰的書面指引，特別明確了在何種情況下管理層應向董事會匯報，以及在代表本集團作出何種決定或訂立何種承諾前應取得董事會批准等。董事會將定期對這些授權和指引進行重檢。

為避免使權力集中於一位人士，本銀行董事長及總裁分別由兩人擔任，兩者之間分工明確並已在董事會的職責約章中作出明文規定。簡而言之，董事長負責確保董事會適當地履行其職能，貫徹良好公司治理常規及程序；此外，作為董事會的主席，董事長亦負責確保所有董事均適當知悉當前的事項，及時得到充分、完備、可靠的信息。而總裁則負責領導整個管理層，推行董事會所採納的重要策略及發展戰略。

董事會在考慮有關的業界做法和公司治理國際最佳慣例的基礎上，下設四個常設附屬委員會—稽核委員會、提名及薪酬委員會、風險委員會、戰略及預算委員會，負責協助董事會履行其職責。此外，董事會亦會按需要授權一個完全由獨立非執行董事組成的獨立董事委員會，負責審閱、批准和監控根據有關法律和監管規定要求須由董事會批准的關連交易（包括持續關連交易）。

各附屬委員會均具有清晰界定的職責約章，並就其職權範圍內的有關事項向董事會提出意見，或在適當情況下按轉授權力作出決定。所有附屬委員會均獲指派專業秘書部門，以確保有關委員會備有足夠資源，有效地及恰當地履行其職責。董事會及附屬委員會亦有參與各專業秘書部門的年度考核工作，以保證及提升各專業秘書部門的服務質量及向董事會及附屬委員會提供充分的支援服務。此外，根據其職責約章的規定，董事會及各附屬委員會亦會定期評估及審查其工作程序及有效性，以確定須予改進的地方。

有關本銀行的公司治理架構可以參見下圖：



有關董事會所採用的公司治理原則和架構、董事會及各附屬委員會的組成及其職責約章摘要、股東權利及訊息公平披露政策等信息，在本銀行的網址：www.bochk.com 均有詳細載列。

公司治理（續）

董事會

本銀行董事會以非執行董事及獨立非執行董事為主，以保證董事會決策的獨立、客觀及對管理層實行全面和公正的監控。董事會誠實、善意地行事，按照本集團的最佳利益客觀地做出決策，以盡力實現股東長期價值的最大化和切實履行對本集團其他利益相關者的公司責任。

董事會現時共有董事 12 名，包括 5 名獨立非執行董事，5 名非執行董事及 2 名執行董事。楊曹文梅女士於 2010 年 5 月 21 日起退任本銀行獨立非執行董事。除此以外，於本年度及截至本報告日期止，並無其他董事會成員變動。

目前董事會成員中，所有董事均擁有廣泛的銀行業與管理經驗；此外，獨立非執行董事的佔比超過董事會成員的三分之一，並包括了多名具備財務及／或風險管理專長的獨立非執行董事。董事會採納了《董事獨立性政策》（《獨立性政策》），以規範獨立非執行董事的獨立性。本銀行已收到每名獨立非執行董事根據該獨立性政策就其獨立性而作出的年度書面確認。兩名於 2002 年獲委任的獨立非執行董事馮國經博士和單偉建先生，如在即將召開的股東週年大會上獲得膺選連任（連任期約為三年），他們的任期將超過九年。基於董事會所掌握的資料，本銀行繼續確認所有獨立非執行董事獨立身分。

本銀行目前所有非執行董事、獨立非執行董事均有固定任期，並獲發正式聘書，以訂明其委任的主要條款及條件。提名及薪酬委員會亦制定了一套關於委任獨立非執行董事的正式書面制度，以確保委任程序的規範化、全面性及透明度。

董事會成員之間並不存在任何關係，包括財務、業務、家屬或其他重大或相關的關係。肖鋼先生、李禮輝先生、李早航先生及周載群先生是中國銀行的執行董事；張燕玲女士是中國銀行前副行長（她於 2010 年 7 月 23 日起不再為中國銀行副行長）。本銀行董事會的職責約章中已明文規定，除非有關法律或監管規則允許，否則若有大股東或董事在董事會將予考慮的議題中存在利益衝突，應就該議題舉行董事會會議；在交易中沒有重大利益的獨立非執行董事應出席該次董事會會議。

本銀行於年度內為每位董事會成員購買了適當的董事責任保險，以保障其因企業行為而引起之賠償責任，該保險的保額及保障範圍每年均會進行檢討。

為確保新任董事對本銀行的運作及業務均有充足瞭解，及確保所有董事能定期更新其知識及技能，以便向董事會提供具有充分依據的建議及意見，並對董事會作出貢獻，董事會已制訂了一套關於董事入職介紹及持續專業發展的正式制度。董事會於 2010 年度特別邀請具有豐富金融監管經驗的風險委員會主席高銘勝先生為董事會及管理層成員介紹了銀行風險偏好設定。

公司治理

董事會（續）

董事會於 2010 年內共召開 7 次會議，會議平均出席率達 95%。會議時間安排在上一年度即已擬定通過。所有會議材料連同會議議程一般在會議預定日期至少 7 天前送達全體董事會成員審閱。每次會議議程內容均在事前充分諮詢各董事會成員及管理層意見後，經董事長確認而制訂。此外，為便於非執行董事之間公開坦誠的討論，董事長於每次董事會開始時候均與非執行董事（包括獨立非執行董事）進行沒有執行董事及管理層在場的討論，有關做法已予制度化並列入董事會的工作規則內。於 2010 年，各位董事的出席率詳列如下：

董事	出席董事會會議次數	出席率
非執行董事		
肖鋼先生（董事長）	7 次中出席 6 次	86%
李禮輝先生（副董事長）	7 次中出席 7 次	100%
李早航先生	7 次中出席 6 次	86%
周載群先生	7 次中出席 7 次	100%
張燕玲女士	7 次中出席 7 次	100%
獨立非執行董事		
馮國經博士	7 次中出席 6 次	86%
高銘勝先生	7 次中出席 7 次	100%
單偉建先生	7 次中出席 7 次	100%
董建成先生	7 次中出席 6 次	86%
董偉鶴先生	7 次中出席 7 次	100%
楊曹文梅女士 ^(註)	4 次中出席 4 次	100%
執行董事		
和廣北先生（副董事長兼總裁）	7 次中出席 7 次	100%
高迎欣先生	7 次中出席 6 次	86%

註：楊曹文梅女士於 2010 年 5 月 21 日退任本銀行獨立非執行董事。

除正式董事會會議及股東週年大會外，本銀行亦安排其他相對較輕鬆的場合以便加強董事會及管理層之間的溝通及交流。例如，本銀行會藉著各董事會成員的專長及經驗，定期邀請董事會成員向本銀行中、高層管理人員舉行各種課題的講座。同時，本銀行亦會安排外地參觀活動，以促進董事會成員之間、董事會與管理層成員之間的溝通。

公司治理 (續)

稽核委員會

稽核委員會目前由 6 名成員組成（楊曹文梅女士於 2010 年 5 月退任），其中 1 名成員為非執行董事，5 名成員為獨立非執行董事，獨立非執行董事佔委員會成員的 83%，主席由獨立非執行董事單偉建先生擔任。

稽核委員會協助董事會對本銀行及其附屬公司在以下方面（但不僅限於以下方面）實現監控職責：

- 財務報告的真實性和財務報告程式；
- 內部監控系統；
- 內部稽核職能的有效性及內部稽核主管的績效評估；
- 外部核數師的聘任、資格及獨立性的審查和工作表現的評估，及（如獲董事會授權）酬金的釐定；
- 本銀行及本集團財務報表、財務及業務回顧的定期審閱和年度審計；
- 遵循有關會計準則及法律和監管規定中有關財務資訊披露的要求；及
- 本集團的公司治理架構及實施。

稽核委員會在 2010 年內的主要工作包括審議及（如適用）審批：

- 本銀行截至 2009 年 12 月 31 日止年度的董事會報告與財務報表及全年業績公告，並建議董事會通過；
- 本銀行截至 2010 年 6 月 30 日止 6 個月的中期財務報表和中期業績公告，並建議董事會通過；
- 本銀行截至 2010 年 3 月 31 日及 2010 年 9 月 30 日止的季度財務及業績回顧公告，並建議董事會通過；
- 由外部核數師提交的審計報告及內部控制改善建議書、監管機構的現場審查報告；
- 年度外部核數師聘任的建議、支付予外部核數師的年度審計費用、審閱中期報表的費用及其他非審計服務費用；
- 本集團於 2010 年度的內部稽核工作計劃，以及所認定的重點範疇；
- 本集團內部稽核部門的人力資源安排及薪酬水平、該部門 2010 年的費用預算；及
- 內部稽核主管及內部稽核部門的 2009 年度績效評估及 2010 年度主要績效考核指標。

自董事會採納本集團《員工內部舉報及處理政策》以來，有關機制有效運作。於年內，若干舉報個案均通過有關政策提供的管道接收及按照既定的程序得以有效地處理。

稽核委員會亦已於 2010 年對本集團的內部監控系統是否有效進行了年度檢討。有關檢討涵蓋所有重要的監控，包括財務、運作及合規、及風險管理功能；檢討範圍亦包括集團會計及財務匯報職能的資源、員工資歷和經驗及培訓的足夠性。有關此次檢討的具體內容，可參見下列「內部監控」一節。

稽核委員會於 2010 年內共召開 6 次會議，平均出席率達 90%，有關董事的出席率詳列如下：

董事	出席委員會會議次數	出席率
單偉建先生（委員會主席）	6 次中出席 6 次	100%
周載群先生	6 次中出席 5 次	83%
馮國經博士	6 次中出席 5 次	83%
高銘勝先生	6 次中出席 5 次	83%
董建成先生	6 次中出席 5 次	83%
童偉鶴先生	6 次中出席 6 次	100%
楊曹文梅女士 ^(註)	4 次中出席 4 次	100%

注：楊曹文梅女士於 2010 年 5 月 21 日退任本銀行獨立非執行董事一職，以及不再擔任稽核委員會委員。儘管如此，獨立非執行董事仍佔委員會成員之大多數，有關變動對委員會之獨立性沒有影響。

公司治理（續）

提名及薪酬委員會

提名及薪酬委員會現時成員共 5 名（楊曹文梅女士於 2010 年 5 月退任），由 2 名非執行董事及 3 名獨立非執行董事組成，獨立非執行董事佔委員會成員的 60%，委員會主席由副董事長李禮輝先生擔任。

該委員會負責協助董事會對本銀行及其附屬公司在以下方面（但不僅限於以下方面）實現監控職責：

- 本集團的人力資源策略、薪酬策略及激勵框架；
- 董事、董事會附屬委員會成員、及由董事會不時指定的高層管理人員的篩選和提名；
- 董事和各委員會的結構、規模、組成（包括成員的技能、經驗和知識）；
- 董事、各委員會成員、指定高層管理人員及主要人員的薪酬；及
- 董事會及各委員會的有效性。

該委員會於 2010 年內的工作主要包括審議及（如適用）審批：

- 執行董事及指定高層管理人員 2009 年度的績效考核結果；
- 本集團（含指定高層管理人員）2009 年度花紅發放方案及 2010 年度薪酬調整方案；
- 2010 年度本集團及指定高層管理人員的主要績效指標；
- 2011 年度本集團人事費用預算方案；
- 關於落實香港金融管理局《穩健的薪酬制度指引》的整改工作方案；
- 監控本集團的中期人力資源策略及其他重要人事政策的執行情況；
- 分析及匯報董事會及各附屬委員會的自我評估結果，並就此向董事會提出建議，以進一步完善董事會及各附屬委員會的職能及效益；
- 重要人力資源及薪酬政策的制訂、重檢和修訂；及
- 處理有關本集團內主要附屬公司調整及委任董事事宜。

提名及薪酬委員會已獲得董事會轉授有關職責，負責釐定全體執行董事、指定高層管理人員的特定薪酬待遇並對本集團的薪酬及激勵機制進行重檢。詳情請參閱本公司治理報告標題為「薪酬及激勵機制」之部分。

提名及薪酬委員會於 2010 年內共召開 6 次會議，平均出席率達 86%，有關董事的出席率詳列如下：

董事	出席委員會會議次數	出席率
李禮輝先生（委員會主席）	6 次中出席 6 次	100%
李早航先生	6 次中出席 5 次	83%
馮國經博士	6 次中出席 4 次	67%
單偉建先生	6 次中出席 5 次	83%
董建成先生	6 次中出席 5 次	83%
楊曹文梅女士 ^(註)	3 次中出席 3 次	100%

註：楊曹文梅女士於 2010 年 5 月 21 日退任提名及薪酬委員會委員。

公司治理（續）

風險委員會

在 2010 年，本銀行風險委員會成員共 4 名。該委員會成員包括了 2 名獨立非執行董事及 2 名非執行董事，並由獨立非執行董事高銘勝先生擔任委員會主席。

風險委員會負責協助董事會對本銀行及其附屬公司在以下方面（但不僅限於以下方面）實現監控職責：

- 建立本集團的風險偏好和風險管理戰略，確定本集團的風險組合狀況；
- 識別、評估、管理本集團不同業務單位面臨的重大風險；
- 審查和評估本集團風險管理政策、制度和內部監控的充分性；
- 審視及監察本集團資本金管理；
- 審閱集團目標平衡表；
- 審查及監控本集團對風險管理政策、制度及內部監控的遵守情況，包括本集團在開展業務時是否符合審慎、合法及合規的要求；
- 審查和批准本集團高層次的風險管理政策和制度；
- 審查重大的或高風險的風險承擔或交易；及
- 審閱主要報告，包括風險暴露報告、模型開發及驗證報告、信貸風險模型表現報告。

風險委員會在 2010 年內的主要工作包括：

- 重檢／審批政策，包括《中銀香港集團營運總則》、《風險管理政策陳述》、《風險管理政策與程序管理制度》、《中銀香港資本管理政策》、《員工行為守則》、《內部評級體系驗證管理辦法》、《關連交易管理政策》以及策略風險、信貸風險、市場風險、利率風險、操作風險、法律、合規及信譽風險、壓力測試等政策；
- 重檢／審批集團浮薪資源總額管理機制的風險調節方法；
- 審閱集團經營計劃，包括集團目標平衡表、本行銀行盤投資計劃及投資組合主要風險監控指標、以及風險管理限額；
- 審查和監控新資本協議的執行情況，包括審批 FIRB 模型；審閱模型驗證報告；聽取 FIRB、IMA 及 ICAAP 的落實進度情況匯報以及風險加權資產分佈情況匯報；
- 審閱各類風險管理報告；及
- 審查重大的或高風險承擔或交易。

風險委員會於 2010 年內共召開 7 次會議，平均出席率達 96%，有關董事的出席率詳列如下：

董事	出席委員會會議次數	出席率
高銘勝先生（委員會主席）	7 次中出席 7 次	100%
董偉鶴先生	7 次中出席 7 次	100%
張燕玲女士	7 次中出席 7 次	100%
李早航先生	7 次中出席 6 次	86%

戰略及預算委員會

戰略及預算委員會目前成員共 4 名，由 1 名獨立非執行董事、2 名非執行董事及本銀行總裁（彼為執行董事）組成。前任主席楊曹文梅女士（彼為前獨立非執行董事）於 2010 年 5 月 21 日起退任。此後戰略及預算委員會成員由 5 人減至 4 人，主席由非執行董事周載群先生擔任。

該委員會負責協助董事會對本銀行及其附屬公司在以下方面（但不僅限於以下方面）履行職責：

- 起草、審查、動議及監控本集團的中長期戰略；
- 起草及審查銀行中長期戰略的制定程式，確保其已充分考慮到一定範圍內的備選方案；
- 按照既定的標準監控中長期戰略實施情況，向管理層提供方向性的指引；
- 審查及監控本集團定期／週期性（包括年度）業務計劃和財務預算；及
- 就本集團主要資本性支出、兼併與收購和戰略性承諾向董事會提出建議並監控其實施情況。

公司治理（續）

戰略及預算委員會（續）

戰略及預算委員會在本年度重點指導和監督了銀行年度短期業務策略的實施，並推動落實本集團的重點業務策略，如中國業務、人民幣業務等。因應市場新環境對落實銀行戰略帶來的新機遇和挑戰，指導管理層對集團中長期滾動式戰略規劃作了進一步完善。此外，委員會也審查及監控了本集團2010年的財務預算和業務規劃的執行情況，並先行審查通過和向董事會推薦了管理層提交的本集團2011年度財務預算和業務規劃。

戰略及預算委員會於2010年內共召開7次會議，平均出席率達100%，有關董事的出席率詳列如下：

董事	出席委員會會議次數	出席率
楊曹文梅女士（前委員會主席） ^(註1)	4次中出席 4次	100%
周載群先生（委員會主席） ^(註2)	7次中出席 7次	100%
和廣北先生	7次中出席 7次	100%
張燕玲女士	7次中出席 7次	100%
童偉鶴先生	7次中出席 7次	100%

註1：楊曹文梅女士於2010年5月21日退任戰略及預算委員會主席

註2：周載群先生於2010年5月21日被委任為戰略及預算委員會主席

臨時委員會

於年內董事會成立了臨時獨立董事委員會，詳見如下：

獨立董事委員會

2010年1月獨立董事委員會設立以審查和批准就本銀行於2010年2月和4月依據1933年美國證券法登記規定的相關豁免條件向合資格機構買家發行後償票據事宜委任中銀國際（彼為中國銀行聯繫人）作為聯合牽頭經辦人之一的合同條款。該委員會由當時本銀行的控股公司中銀香港（控股）有限公司（「中銀香港（控股）」）的所有獨立非執行董事組成，並由董建成先生擔任主席。根據上市規則從中銀香港（控股）角度考慮而言，這項委任乃獲豁免，為實踐良好企業管治，仍設立獨立董事委員會。由於委任中銀國際的條款與委任其他作為獨立第三方的兩位聯合牽頭經辦人的條款相同，獨立董事委員會認為這一委任是公平和合理的，是按照正常商業條款進行及合乎中銀香港（控股）及股東的整體利益。

2010年5月獨立董事委員會設立以審查和批准截至2013年12月31日止三個年度，中銀香港（控股）及其附屬公司（「中銀香港控股集團」）作為一方與中國銀行及其附屬公司作為另一方之間的持續關連交易。該委員會由中銀香港（控股）所有獨立非執行董事組成，並由董建成先生擔任主席。為此，委員會聘請比利時聯合銀行作為獨立財務顧問。基於比利時聯合銀行的建議，委員會認為有關持續關連交易均是中銀香港（控股）集團的日常業務並按照正常商業條款進行，有關持續關連交易及為該等交易截至2013年12月31日止三個年度各年設定的年度上限，是合乎中銀香港（控股）及股東的整體利益，就獨立股東而言是公平和合理的。由於某些類別的持續關連交易的年度上限超逾《上市規則》所訂各項適用百分比率的5%上限，該等交易須交由中銀香港（控股）的獨立股東批准。為此，股東特別大會將計劃於2011年5月25日中銀香港（控股）股東週年大會后隨即召開。有關持續關連交易及股東特別大會的詳情，請股東參閱中銀香港（控股）於2011年1月20日發佈的通函，以及中銀香港（控股）於2011年4月發出的股東特別大會通告。股東也可以從中銀香港（控股）的網站www.bochk.com查閱和下載上述文檔。

董事的證券交易

本銀行已採納實施了一套《董事證券交易守則》以規範董事就中國銀行及中銀香港（控股）證券的交易事項。經就此事專門徵詢所有董事，彼等均已確認其於2010年度內嚴格遵守了前述內部守則及標準守則有關條款的規定，但以下情況除外。於2010年6月25日，在周載群先生因公出差在外，亦未事先與其協商下，其妻子出售其在夫妻二人共同控制的賬戶中所持有的500股中銀香港（控股）股份。所出售的股份僅佔其於中銀香港（控股）股份／相關股份的權益的0.05%，亦僅佔中銀香港（控股）已發行股本的0.000005%。股份出售並非發生在董事被禁止買賣中銀香港（控股）證券的禁制期內。周先生本人當時並無任何有關中銀香港（控股）證券的重大非公開的股價敏感信息。由於周先生不知道500股股份被出售，其沒有亦無法按照內部守則（以及標準守則）的規定申請批准出售及予以披露。周先生僅在2010年7月26日才首次得悉股份被出售，並隨即將有關情況知會中銀香港（控股）管理層。

公司治理（續）

薪酬及激勵機制

本集團的薪酬及激勵機制按「有效激勵」及「穩健薪酬管理」的原則，將薪酬與績效及風險因素緊密掛鉤，在鼓勵員工提高績效的同時，也加強員工的風險意識，實現穩健的薪酬管理。

• 薪酬政策的決策過程

為體現上述原則，並確保本集團的薪酬制度能促進有效的風險管理，本集團層面的薪酬政策由人力資源部主責提出建議，並由風險管理、財務管理、及合規等風險監控職能單位提供意見，以平衡員工激勵、穩健薪酬管理及審慎風險管理的需要。薪酬政策建議報管理委員會同意後，提呈提名及薪酬委員會審查，並報董事會審定。提名及薪酬委員會及董事會視實際需要徵詢董事會其他屬下委員會（如風險委員會、稽核委員會等）的意見。

• 薪酬及激勵機制的主要特色

1. 績效管理機制

為實踐“講求績效”的企業文化，本集團的績效管理機制對集團層面、單位層面及個人層面的績效管理作出規範。本集團年度目標在平衡計分卡的框架下，向下層分解，從財務、客戶、基礎建設／重點工作、人員、風險管理及合規等維度對高層管理人員及單位（包括業務單位、風險監控職能單位及其他單位）的績效表現作出評核。對於各級員工，透過分層績效管理模式，將本集團年度目標與各崗位的的要求連結，並以員工完成工作指標、對所屬單位整體績效的影響、履行本職工作風險管理責任及合規守紀等情況作為評定個人表現的主要依據，既量度工作成果，亦注重工作過程中所涉及風險的評估及管理，確保本集團安全及正常運作，並輔以價值觀的評核，促進銀行核心價值觀的貫徹落實。

2. 薪酬的風險調節

為落實績效及薪酬與風險掛鉤的原則，本集團引入《風險調節方法》，把銀行涉及的主要風險調節因素結合到本集團的績效考核機制中，而本集團的浮薪總額則按經風險調節後的績效結果釐定，確保本集團浮薪總額是在充分考慮本集團的風險概況及變化情況後決定，從而使薪酬制度貫徹有效的風險管理。

3. 績效為本的薪酬管理

員工的薪酬由“固定薪酬”和“浮動薪酬”兩部分組成。固薪和浮薪的比重在達致適度平衡的前提下，因應員工職級、角色、責任及職能而釐定。一般而言，員工職級愈高及或責任愈大，浮薪佔總薪酬的比例愈大，以體現本集團鼓勵員工履行審慎的風險管理及落實長期財務的穩定性的理念。

每年本集團將結合薪酬策略、市場薪酬趨勢、員工薪金水平等因素，並根據本集團的支付能力及集團、單位和員工三個層次的績效表現，定期重檢員工的固薪。如前所述，量度績效表現的因素，包括量化和非量化，也包括財務及非財務指標。

董事會主要根據本集團的財務績效表現、與集團長期發展相關的非財務戰略性指標的完成情況，結合風險因素等作充分考慮後，審批集團浮薪資源總額。除按公式計算外，董事會可根據實際情況對本集團的浮薪資源總額作酌情調整。在單位及員工層面方面，浮薪分配與單位及個人績效緊密掛鉤，有關績效的量度須包含風險調節因素。在本集團可接受的風險水平以內，單位的績效愈好及員工的表現愈優秀，員工獲得的浮薪愈高。

4. 浮薪發放與風險期掛鉤，體現本集團的長遠價值創造

為實現薪酬與風險掛鉤的原則，使相關風險及其影響可在實際發放薪酬之前有足夠時間予以充分確定，員工的浮薪在達到遞延發放的門檻條件下，按規定作出遞延發放。就遞延發放的安排，本集團採取遞進的模式，員工工作涉及風險期愈長、職等愈高或浮薪水平愈高的崗位，遞延浮薪的比例愈大。遞延的年期為3年。

遞延浮薪的歸屬與本集團長遠價值創造相連結。遞延浮薪的歸屬條件與本集團未來3年每年的績效掛鉤，每年在本集團績效（含財務及非財務）達到門檻條件的情況下，員工按遞延浮薪的歸屬比例歸屬當年的遞延浮薪。若本集團或單位的績效表現估算需作重大修正、員工被證實犯欺詐、瀆職或嚴重違規的情況下，本集團便會索回員工並未歸屬的遞延浮薪，不予發放。

外部核數師

根據董事會採納的《外部核數師管理政策》，稽核委員會已按該政策內參考國際最佳慣例而制訂的原則及標準，對本集團外部核數師羅兵咸永道會計師事務所的獨立性、客觀性及其審計程序的有效性作出檢討及監察，並滿意有關檢討的結果。根據稽核委員會的建議，董事會將向股東建議於2011年度股東週年大會上重新委任羅兵咸永道會計師事務所為本集團核數師；倘獲股東授權，董事會將授權稽核委員會釐定羅兵咸永道會計師事務所的酬金。於2010年度，本集團須向羅兵咸永道會計師事務所支付的費用合共3,800萬港元，其中3,000萬港元為審計費，而800萬港元為其他費用。在800萬港元費用中，400萬港元為羅兵咸永道會計師事務所就本銀行發行後債票據事宜而收取的有關費用。於2009年度，羅兵咸永道會計師事務所所收取的費用合共3,400萬港元，其中2,800萬港元為審計費，而600萬港元為其他服務的費用。

公司治理（續）

外部核數師（續）

稽核委員會對2010年度非審計服務並沒有影響到羅兵咸永道會計師事務所的獨立性感到滿意。2010年度付給羅兵咸永道會計師事務所關於非審計服務的費用主要包含稅務相關的服務（費用約200萬港元）、本銀行發行後償票據事宜的相關費用（費用約400萬港元）及其他非審計服務（費用約200萬港元）。

內部監控

董事會有責任維持本集團的內部監控系統穩健而且有效，以保障本集團的資產。根據董事會的授權範圍，管理層負責日常的運作及各類風險管理的工作。

內部監控系統旨在提供合適保證，以防出現嚴重陳述錯漏或損失的情況；並管理運作系統故障的風險，以及協助達成本集團的目標。除保障本集團資產安全外，亦確保妥善的會計記錄及遵守有關法例及規定。

本集團每年對內部監控系統進行檢討，有關檢討工作是以監管機構及專業團體的指引、定義為基礎，根據內部監控環境、風險識別、監控措施、資訊與交流及監控機制的五項內部監控元素進行評估，涵蓋所有重要的監控及措施，包括財務、運作及合規、及風險管理功能；檢討範圍亦包括集團會計及財務匯報職能的資源、員工資歷和經驗及培訓的足夠性。有關檢討由本集團內部稽核部門統籌，透過管理層及業務部門的自我評估，內部稽核部門對檢討過程及結果進行獨立的檢查及後評價工作。有關2010年度的檢討結果已向稽核委員會及董事會匯報。

此外，本集團已基本建立且落實執行各項監控程序及措施，主要包括：

- 建立了相應的組織架構及各級人員的職、權、責，制定了書面的政策和程序，對各單位建立了相互牽制的職能分工，合理地保障本集團的各項資產安全，及內部監控措施的執行，並能在合法合規及風險控制下經營及運作；
- 管理層制定並持續監察本集團的發展策略、業務計劃及財務預算的執行情況，並已設置了會計管理制度，提供衡量財務及營運表現的依據；
- 本集團制定了相應的風險管理政策及人力資源管理政策，對各重大風險類別均設既定單位和人員承擔職責及處理程式，在風險的識別、評估及管理範疇，包括信譽、策略、法律、合規、信貸、市場、業務操作、流動性、利率等，均發揮了應有的監控功能（本集團的風險管理管治架構詳列於本年報第349至第357頁）；
- 本集團確立的資訊科技管治架構，設有多元化的資訊系統及管理報告，包括各類業務的監察資料、財務資訊、營運表現等，為管理層及業務單位、監管機構等提供衡量及監控的訊息；各單位、層級亦已建立了適當的溝通管道和匯報機制，以確保訊息的交流暢通；
- 本集團的內部稽核部門採用風險為本的評估方法，根據董事會轄下稽核委員會批准的內部稽核年度計劃，對財務範疇、各業務領域、各風險類別、職能運作及活動進行獨立的檢查，直接向稽核委員會提交報告，對須關注的事項及需改善的方面有系統地及時跟進，並將跟進情況向管理層及稽核委員會報告；及
- 稽核委員會審閱外部核數師在年度審計中致本集團管理層的報告以及監管機構提出的內部監控建議，並由內部稽核部門持續跟進以確保本集團有計劃地實施有關建議，並定期向管理層及稽核委員會報告建議的落實情況。

本集團致力提升管治水平，對所有附屬公司持續監控，於2010年度，集團在組織架構分工、風險管理程序及提高披露透明度等方面做出持續改善。因應全球金融市場波動及經濟復甦勢態尚未完全穩定的情況下，集團整體上採取了一系列應對措施，並將持續檢討改善集團監控機制的成效。2010年內發現需改進的地方已予確認，並已採取相應措施。

董事關於財務報告書的責任聲明

以下聲明應與本年報中核數師報告內的核數師責任聲明一併閱讀。該聲明旨在區別董事及核數師在財務報告書方面的責任。

董事須按香港《公司條例》規定編制真實兼公平之財務報告書。除非並不適宜假設本銀行及本集團將繼續其業務，否則財務報告書必須以持續經營基準編制。董事有責任確保本銀行存置的會計紀錄，可合理準確披露本銀行財務狀況以及可確保所編制的財務報告書符合香港《公司條例》的規定。董事亦有責任採取合理可行的步驟，以保護本集團資產，並且防止及揭發欺詐及其他不正常情況。

董事認為於編制載於本年報的財務報告書時，本銀行已採用合適的會計政策並貫徹使用，且具有合理的判斷及估計支持，並已遵守所有適用的會計標準。

Corporate Governance

The Bank is **committed to maintaining and upholding good corporate governance** in order to protect the interests of shareholders, customers and staff. The Bank abides strictly by the laws and regulations of the jurisdiction where it operates, and observes the guidelines and rules issued by regulatory authorities such as the Hong Kong Monetary Authority and the Hong Kong Securities and Futures Commission. In particular, the Bank is in full compliance with the guideline in the Supervisory Policy Manual module CG-1 issued by the Hong Kong Monetary Authority and entitled “Corporate Governance of Locally Incorporated Authorised Institutions”. The Bank also keeps its corporate governance system under constant review to ensure that it is in line with international and local best practices.

Corporate Governance Framework

The **Board is at the core of the Bank’s corporate governance framework**, and there is **clear division of responsibilities between the Board and the Management**. The Board is responsible for providing high-level guidance and effective oversight of the Management. Generally, the Board is responsible for:

- formulating the Group’s mid and long-term strategy and monitoring the implementation thereof;
- reviewing and approving the annual business plan and financial budget;
- approving the annual, interim and quarterly reports;
- reviewing and monitoring risk management and internal control;
- ensuring good corporate governance and effective compliance; and
- monitoring the performance of the Management.

The Board authorises the Management to execute strategies that have been approved. The Management reports to the Board and is responsible for the day-to-day operation of the Group. **The Board has formulated clear written guidelines, which stipulate the circumstances under which the Management should report to and obtain prior approval from the Board** before making decisions or entering into any commitments on behalf of the Group. The Board will regularly review these guidelines.

To avoid the concentration of power in any single individual, the **positions of the Chairman and the Chief Executive are held by two different individuals. Their roles are distinct and are clearly established and stipulated in the Board’s Mandate**. In short, the Chairman is responsible for ensuring that the Board properly discharges its responsibilities and conforms to good corporate governance practices and procedures. As the Chairman of the Board, he is also responsible for making sure that all Directors are properly briefed on issues arising at the board meetings, and that all Directors receive accurate, timely and clear information. The Chief Executive is responsible for providing leadership for the whole Management and implementing the important policies and development strategies approved by the Board.

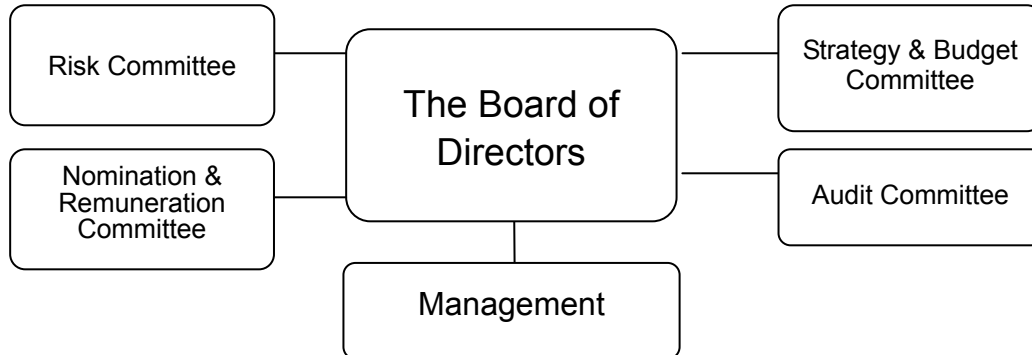
Taking into consideration market practices and international best practices in corporate governance, **the Board has established four standing Board Committees** to assist it in carrying out its responsibilities. They are the Audit Committee, Nomination and Remuneration Committee, Risk Committee, and Strategy and Budget Committee. Should the need arise, the Board will authorise an independent board committee comprising all the independent non-executive Directors to review, approve and monitor connected transactions (including the continuing connected transactions) that should be approved by the Board.

Each of the Board Committees has a well-defined mandate. They make recommendations to the Board on relevant matters within their terms of reference, or make decisions under appropriate circumstances in accordance with the power delegated by the Board. **A secretarial department is assigned to provide support services to each Board Committee so that it can discharge its responsibilities properly and effectively**. The Board and Board Committees will participate in the annual performance appraisal of the secretarial departments to ensure the support services provided by these departments are adequate and of good quality. According to their mandates, **the Board and the Board Committees will review and evaluate their respective work process and effectiveness annually, with a view to identifying areas for improvement**.

Corporate Governance (continued)

Corporate Governance Framework (continued)

The following chart sets out the Bank's corporate governance framework.



The Bank's corporate website (www.bochk.com) contains detailed information on the Bank's corporate governance principles and framework, the compositions of the Board and Board Committees and a summary of their respective terms of reference, shareholders' rights and the Bank's Fair Disclosure Policy.

Board of Directors

Non-executive Directors and independent non-executive Directors form the majority of the Board. This structure ensures the independence and objectivity of the Board's decision-making process as well as the thoroughness and impartiality of the Board's oversight of the Management. The Board acts honestly and in good faith in order to maximise long-term shareholder value and fulfill its corporate responsibility to other stakeholders of the Group. Its decisions are made objectively and in the best interests of the Group.

The Board currently has 12 members, comprising five independent non-executive Directors, five Non-executive Directors and two Executive Directors. Mdm. Yang Linda Tsao retired as an independent non-executive Director of the Bank with effect from 21 May 2010. Save as disclosed above, there was no other change to the composition of the Board in 2010 and up to the date of this report.

All Directors possess extensive experience in banking and management, and over one third of them are independent non-executive Directors, of whom several are experts in financial and/or risk management. The Board has adopted the "Policy on Independence of Directors" (the "Independence Policy"), which stipulates the criteria on the independence of the independent non-executive Directors. The Bank has received from each of the independent non-executive Directors an annual confirmation of his/her independence by reference to the Independence Policy. In particular, the term of office of two of the independent non-executive Directors, namely, Dr. Fung Victor Kwok King and Mr. Shan Weijian, who were appointed in 2002, will be more than 9 years if they are re-elected at the forthcoming annual general meeting for a further term of approximately 3 years. On the basis of the information available to it, the Bank considers all of the Independent Non-executive Directors to be independent.

All the existing **Non-executive Directors and independent non-executive Directors** of the Bank have been **appointed for a fixed term, with formal letters of appointment** setting out the key terms and conditions of their appointment. The Nomination and Remuneration Committee has also established a **written and formal process for the appointment of independent non-executive Directors to ensure that the appointment procedures are standardised, thorough and transparent.**

Corporate Governance (continued)

Board of Directors (continued)

There is **no relationship (including financial, business, family or other material/relevant relationship(s)) among the Board members**. Messrs. Xiao Gang, Li Lihui, Li Zaohang and Zhou Zaiqun are Executive directors of BOC. Mdm. Zhang Yanling is a former executive vice-president of BOC (she ceased to be an executive vice-president of BOC on 23 July 2010). It is expressly provided in the Board's Mandate that, unless permissible under applicable laws or regulations, if a substantial shareholder or Director has a conflict of interest in the matter to be considered by the Board, a Board meeting attended by independent non-executive Directors who have no material interest in the matter shall be held to deliberate on the same.

The Bank has arranged for **appropriate Directors' Liability Insurance Policy to indemnify the Directors for liabilities arising out of corporate activities**. The coverage and the sum insured under the policy are reviewed annually.

To ensure that newly appointed Directors have adequate understanding of the Bank's business and operation, and to enable current Directors to constantly update their skills and knowledge so that they can continue to offer informed advice and contribute to the Board, the Board enforces a **formal system for the initial induction and ongoing professional development of the Directors**. In 2010, the Board invited Mr. Koh Beng Seng, the Chairman of the Risk Committee of the Bank with extensive experiences in supervision of financial sector, to share with members of the Board and senior management the risk appetite setting of banks.

Seven Board meetings were held during the year with an average attendance rate of 95%. The meeting schedule was prepared and approved by the Board in the preceding year. In general, Board agenda and meeting materials are despatched to all Board members for review at least seven days before the meetings. Board agenda is approved by the Chairman following consultation with other Board members and the Management. As a general practice, the Chairman will meet all Non-executive Directors (including independent non-executive Directors) in the absence of Executive Directors and the Management at the beginning of each Board meeting, in order to facilitate an open and frank discussion among the Non-executive Directors. This practice has been incorporated in the Working Rules of the Board. Individual attendance records of the Directors in 2010 are set out as follows:

Director	Number of Board meetings attended	Attendance rate
<u>Non-executive Directors</u>		
Mr. XIAO Gang (Chairman)	6 out of 7	86%
Mr. LI Lihui (Vice Chairman)	7 out of 7	100%
Mr. LI Zaohang	6 out of 7	86%
Mr. ZHOU Zaiqun	7 out of 7	100%
Mdm. ZHANG Yanling	7 out of 7	100%
<u>Independent Non-executive Directors</u>		
Dr. FUNG Victor Kwok King	6 out of 7	86%
Mr. KOH Beng Seng	7 out of 7	100%
Mr. SHAN Weijian	7 out of 7	100%
Mr. TUNG Chee Chen	6 out of 7	86%
Mr. TUNG Savio Wai-Hok	7 out of 7	100%
Mdm. YANG Linda Tsao ^(Note)	4 out of 4	100%
<u>Executive Directors</u>		
Mr. HE Guangbei (Vice Chairman and Chief Executive)	7 out of 7	100%
Mr. GAO Yingxin	6 out of 7	86%

Note: Mdm. Yang Linda Tsao retired as an Independent Non-executive Director with effect from 21 May 2010.

Apart from formal Board meetings and general meetings, there are opportunities for the Board and the Management to interact and communicate on relatively less formal occasions. For example, **Board members have been invited to give a talk to the Bank's middle to senior management on diverse subjects leveraging on their respective background and expertise**. Further, **off-site events have been held to enhance communication among Board members, and between the Board and the Management**.

Corporate Governance (continued)

Audit Committee

The Audit Committee currently has six members (with Mdm. Yang Linda Tsao retired in May 2010), comprising one Non-executive Director and all the five independent non-executive Directors. Independent non-executive Directors make up 83% of the Committee members. The Committee is chaired by Mr. Shan Weijian, an independent non-executive Director.

The Committee assists the Board in fulfilling its oversight role over the Bank and its subsidiaries in, among others, the following areas:

- integrity of financial statements and financial reporting process;
- internal control systems;
- effectiveness of internal audit function and performance appraisal of the Head of Internal Audit;
- appointment of external auditor and assessment of their qualifications, independence and performance and, with authorisation of the Board, determination of their remuneration;
- periodic review and annual audit of the Bank's and the Group's financial statements, and financial and business review;
- compliance with applicable accounting standards as well as legal and regulatory requirements on financial disclosures; and
- corporate governance framework of the Group and implementation thereof.

The work performed by the Audit Committee in 2010 included the review and, where applicable, approval of:

- the Bank's Directors' Report and financial statements for the year ended 31 December 2009 and the annual results announcement that were recommended to the Board for approval;
- the Bank's interim financial statements for the six months ended 30 June 2010 and the interim results announcement that were recommended to the Board for approval;
- the Bank's announcement on quarterly financial and business review for the period ended 31 March 2010 and 30 September 2010 that were recommended to the Board for approval;
- the audit reports and report on internal control recommendations submitted by the external auditor, and the on-site examination reports issued by regulators;
- the re-appointment of external auditor, the fees payable to external auditor for the annual audit, interim review and other non-audit services;
- the Group's internal audit plan for 2010 and key issues identified;
- the deployment of human resources and pay level of the Internal Audit, and the department's budget for 2010; and
- the 2010 key performance indicators for and 2009 performance appraisal of the Head of Internal Audit and the Internal Audit Department.

The "Policy on Staff Reporting of Irregularities" adopted by the Board has proved to be effective. Last year, reports on a number of cases were received and handled satisfactorily through the channels and procedures set out in the said Policy.

The Audit Committee conducted an annual review of the effectiveness of the internal control systems of the Group in 2010. This review covered all material controls, including financial, operational and compliance controls as well as risk management. The review also considers the adequacy of resources, staff qualifications and experience and training of the Group's accounting and financial reporting functions. For detailed information on this topic, please refer to the "Internal Control" section below.

Corporate Governance (continued)

Audit Committee (continued)

Six Audit Committee meetings were held during the year with an average attendance rate of 90%. Individual attendance records of the relevant Directors are set out as follows:

Director	Number of committee meetings attended	Attendance rate
Mr. SHAN Weijian (Chairman)	6 out of 6	100%
Mr. ZHOU Zaiqun	5 out of 6	83%
Dr. FUNG Victor Kwok King	5 out of 6	83%
Mr. KOH Beng Seng	5 out of 6	83%
Mr. TUNG Chee Chen	5 out of 6	83%
Mr. TUNG Savio Wai-Hok	6 out of 6	100%
Mdm. YANG Linda Tsao ^(Note)	4 out of 4	100%

Note: Mdm. Yang Linda Tsao retired and resigned as an Independent Non-executive Director and a member of the Audit Committee with effect from 21 May 2010. The Independent Non-executive Directors nevertheless make up the majority of the Committee members, and the independence of the Committee is not affected by the relevant change.

Nomination and Remuneration Committee

The Nomination and Remuneration Committee currently has five members (with Mdm. Yang Linda Tsao retired in May 2010) comprising two Non-executive Directors and three independent non-executive Directors. The independent non-executive Directors represent 60% of the Committee members. The Committee is chaired by Mr. Li Lihui, Vice-chairman of the Board.

The Committee assists the Board in fulfilling its oversight role over the Bank and its subsidiaries in, among others, the following areas:

- overall human resources, remuneration strategy and incentive framework of the Group;
- selection and nomination of Directors, Board Committee members and certain senior executives as designated by the Board from time to time;
- structure, size and composition (including skills, experience and knowledge) of Directors and Board Committee members;
- remuneration of Directors, Board Committee members, designated senior management and key personnel, and
- effectiveness of the Board and Board Committees.

The work performed by the Committee in 2010 included the review and where applicable, approval of:

- performance appraisal of the Executive Directors and designated senior executives for year 2009;
- proposal on staff bonus for year 2009 and salary adjustment for year 2010 for the Group, including the designated senior executives;
- key performance indicators of the Group and the designated senior executives for year 2010;
- proposal on human resources budget of the Group for year 2011;
- reform proposals related to the implementation of HKMA's "Guideline on a Sound Remuneration System";
- implementation progress of the Group's medium-term human resources strategies and other major human resources policies;
- reports on self-evaluation of the Board and Board Committees, which were analysed by the Committee. The Committee also made recommendations to the Board regarding the results of the self-evaluation, with a view to further enhancing the role and effectiveness of the Board and Board Committees;
- formulation, review and amendment on major HR and compensation policies; and
- matters relating to the appointment of directors to the boards of certain major subsidiaries of the Group.

The **Nomination and Remuneration Committee** also has the delegated responsibility to **determine the specific remuneration packages of the Executive Directors and designated senior executives and review the remuneration and incentive mechanism of the Group**. Please refer to the section headed "Remuneration and Incentive Mechanism" in this Corporate Governance Report for further details.

Corporate Governance (continued)

Nomination and Remuneration Committee (continued)

Six Nomination and Remuneration Committee meetings were held during the year with an average attendance rate of 86%. Individual attendance records of the relevant Directors are set out as follows:

Director	Number of committee meetings attended	Attendance rate
Mr. LI Lihui (Chairman)	6 out of 6	100%
Mr. LI Zaohang	5 out of 6	83%
Dr. FUNG Victor Kwok King	4 out of 6	67%
Mr. SHAN Weijian	5 out of 6	83%
Mr. TUNG Chee Chen	5 out of 6	83%
Mdm. YANG Linda Tsao ^(Note)	3 out of 3	100%

Note: Mdm. Yang Linda Tsao retired as a member of Nomination and Remuneration Committee with effect from the 21 May 2010.

Risk Committee

The Risk Committee has four members in 2010. Two of them are independent non-executive Directors and two are Non-executive Directors. The Committee is chaired by Mr. Koh Beng Seng, an independent non-executive Director.

The Committee assists the Board in fulfilling its oversight role over the Bank and its subsidiaries in, among others, the following areas:

- formulation of the risk appetite and risk management strategy of the Group, and determination of the Group's risk profile;
- identification, assessment and management of material risks faced by the various business units of the Group;
- review and assessment of the adequacy of the Group's risk management policies, system and internal control;
- review and monitoring of the Group's capital management;
- review of the Group's target balance sheet;
- review and monitoring of the Group's compliance with the risk management policies, system and internal control, including the Group's compliance with prudential, legal and regulatory requirements governing the business of the Group;
- review and approval of high-level risk-related policies of the Group;
- review of significant or high risk exposures and transactions; and
- review of key reports, including risk exposure reports, model development and validation reports, and credit risk model performance reports.

The work performed by the Committee in 2010 included the following:

- review/approval of policies, including the "Group's Operating Principles", the "Risk Management Policy Statement", the "Requirements Relating to the Approval, Formulation, Review and Revision of Risk Management Policies and Procedures", the "Capital Management Policy of BOCHK", the "Staff Code of Conduct", the "Policy for Validating Internal Rating Systems", the "Connected Transactions Management Policy", and a range of risk management policies covering strategic risk, credit risk, market risk, interest rate risk, operational risk, legal, compliance and reputation risk and stress testing;
- review/approval of the risk adjustment method for group bonus funding mechanics;
- review of the Group's operating plan, including the Group's target balance sheet, the Bank's banking book investment plan and portfolio key risk indicators, as well as risk management limits;
- review and monitoring of Basel II implementation, including approval of FIRB models, review of model validation reports, receiving the implementation progress reports of FIRB, IMA and ICAAP, as well as the status reports of the allocation of risk-weighted assets;
- review of various periodic risk management reports; and
- review of significant high risk exposures and transactions.

Corporate Governance (continued)

Risk Committee (continued)

Seven Risk Committee meetings were held during the year with an average attendance rate of 96%. Individual attendance records of the relevant Directors are set out as follows:

Director	Number of committee meetings attended	Attendance rate
Mr. KOH Beng Seng (Chairman)	7 out of 7	100%
Mr. TUNG Savio Wai-Hok	7 out of 7	100%
Mdm. ZHANG Yanling	7 out of 7	100%
Mr. LI Zaohang	6 out of 7	86%

Strategy and Budget Committee

The Strategy and Budget Committee currently comprised four members: one independent non-executive Director, two Non-executive Directors, and the Chief Executive, who is an Executive Director. The Committee was chaired by Mdm. Yang Linda Tsao, an independent non-executive Director who retired with effect from 21 May 2010. Thereafter the number of members of the Strategy and Budget Committee was reduced from five to four and the Committee is then chaired by Mr. Zhou Zaiqun, a Non-executive Director.

The Committee assists the Board in fulfilling its oversight role over the Bank and its subsidiaries in, among others, the following areas:

- draft, review, motion, and monitor the Group's medium to long-term strategy;
- draft and review the process for formulating the Group's medium to long-term strategy to ensure that they are sufficiently robust to take into account a range of alternatives;
- monitor implementation of the Group's medium to long-term strategy through pre-determined metrics and provide guidance to Management;
- review and monitor the Group's regular/periodic (including annual) business plan and financial budget; and
- make recommendations to the Board on major capital expenditures, merger & acquisition and strategic commitments of the Group and monitor implementation of the same.

During the year, the Strategy and Budget Committee guided and monitored the Management's implementation of the Group's annual business strategy. The Committee also played a prominent role in driving the formulation and implementation of the Group's key business strategies, including those for the development of China business, RMB business, etc. In particular, the Committee guided the Management to consummate the medium to long-term rolling strategic plan of the Group as it faced new opportunities and threats arising from the new operating environment. Furthermore, the Committee monitored the implementation of the Group's budget and business plan for 2010. In planning for 2011, the Committee reviewed and endorsed the Group's financial budget and business plan, and recommended to the Board for approval.

Seven Strategy and Budget Committee meetings were held during the year with an average attendance rate of 100%. Individual attendance records of the relevant Directors are set out as follows:

Director	Number of committee meetings attended	Attendance rate
Mdm. YANG Linda Tsao (Former Chairlady) ^(Note 1)	4 out of 4	100%
Mr. ZHOU Zaiqun (Chairman) ^(Note 2)	7 out of 7	100%
Mr. HE Guangbei	7 out of 7	100%
Mdm. ZHANG Yanling	7 out of 7	100%
Mr. TUNG Savio Wai-Hok	7 out of 7	100%

Note 1: Mdm. Yang Linda Tsao retired as Chairlady of Strategy and Budget Committee with effect from 21 May 2010

Note 2: Mr. Zhou Zaiqun was appointed as Chairman of Strategy and Budget Committee with effect from 21 May 2010

Corporate Governance (continued)

Ad Hoc Committee

The Board established ad hoc Independent Board Committee during the year, with details as follow:

Independent Board Committee

An Independent Board Committee was set up in January 2010 to review and approve the terms and conditions of the appointment of BOCI, an associate of BOC, as one of the joint lead managers in relation to issue of subordinated notes by the Bank in February and April 2010 to qualified institutional buyers in reliance on certain exemption from the registration requirements of the U.S. Securities Act of 1933. The Committee comprised all the independent non-executive Directors of BOC Hong Kong (Holdings) Limited (“BOCHK (Holdings)”), the holding company of the Bank at the material time. The appointment was exempted from compliance with relevant requirements under the Listing Rules from the perspective of BOCHK (Holdings) but the Independent Board Committee was still set up for good corporate governance. As the terms and conditions for BOCI’s appointment are consistent with those for the appointment of other two joint lead managers who are independent third parties, the Independent Board Committee considered that the appointment was fair and reasonable, on normal commercial terms and was in the interests of BOCHK (Holdings) and its shareholders taken as a whole.

An Independent Board Committee was set up in May 2010 to review and approve the continuing connected transactions between BOCHK (Holdings) and its subsidiaries (“BOCHK (Holdings) Group”) on the one hand and BOC and its associates on the other hand, for the three financial years ending 31 December 2013. The Committee comprised all the independent non-executive Directors of BOCHK (Holdings) and was chaired by Mr. Tung Chee Chen. The Committee has engaged KBC Bank N.V. as the independent financial adviser for the purpose of reviewing the continuing connected transactions. On the basis of KBC Bank N.V.’s advice, the Committee has been satisfied that the continuing connected transactions were conducted in the ordinary and usual course of business of the BOCHK (Holdings) Group and the continuing connected transactions and the annual caps imposed on such transactions for the three years 2011-2013 are in the interests of BOCHK (Holdings) and its shareholders as a whole and are fair and reasonable so far as the independent shareholders are concerned. As the annual caps for certain categories of continuing connected transactions represent more than 5% of the applicable percentage ratios as defined in the Listing Rules, such transactions are subject to the approval of the independent shareholders of BOCHK (Holdings). For such purpose, an extraordinary general meeting is scheduled to be held immediately after the annual general meeting of BOCHK (Holdings) on 25 May 2011. Shareholders please refer to the circular issued by BOCHK (Holdings) dated 20 January 2011 and notice of the extraordinary general meeting issued by BOCHK (Holdings) in April 2011 for details on the continuing connected transactions and the extraordinary general meeting. Shareholders can also view and download the aforesaid documents from BOCHK (Holdings)’s website at www.bochk.com.

Directors’ Securities Transactions

The BOCHK (Holdings) has adopted the “Code for Securities Transactions by Directors” to govern securities transactions by Directors relating to BOCHK (Holdings) and BOC. BOCHK (Holdings) had made specific enquiry of all Directors, who confirmed that they had complied with the standards set out in both BOCHK (Holdings)’s Code and the said Model Code throughout year 2010, with the following exception. On 25 June 2010, without the knowledge of Mr. Zhou Zaiqun who was on a business trip, or any prior consultation with him, his wife caused 500 shares in BOCHK (Holdings) held by him in an account jointly controlled by him and her to be sold. The number of shares sold represented only 0.05% of his interests in shares/underlying shares of BOCHK (Holdings) and only 0.000005% of the issued share capital of BOCHK (Holdings). The sale did not take place during the “black out” period for Directors’ dealing in securities in BOCHK (Holdings). At the time Mr. Zhou did not have any material non-public price-sensitive information relating to securities in BOCHK (Holdings). As Mr. Zhou was unaware of the sale of the 500 shares, he could not, and did not, seek any approval for the sale and did not disclose it pursuant to the requirements set out in BOCHK (Holdings)’s Code (and the Model Code). Mr. Zhou only learnt for the first time about the sale of the shares on 26 July 2010, whereupon he immediately brought the matter to the attention of the Management of the BOCHK (Holdings).

Corporate Governance (continued)

Remuneration and Incentive Mechanism

The Remuneration and Incentive Mechanism of the Group is based on the principles of “effective motivation” and “sound remuneration management”. It links remuneration, performance and risk management tightly, and encourages staff to enhance their performance and at the same time strengthen their mindset of risk management so as to achieve sound remuneration management.

- **The Determination of the Remuneration Policy**

To fulfill the above-mentioned principles and to facilitate effective risk management within the framework of the Remuneration Policy of the Group, the Remuneration Policy of the Group is initiated by Human Resources Department with consultation of the risk control units including Risk Management, Financial Management and Compliance in order to balance the needs for staff motivations, sound remuneration and prudent risk management. After the proposed Remuneration Policy is cleared with the Management Committee, it will be submitted to the Nomination and Remuneration Committee for review and thereafter to the Board of Directors for approval. Nomination and Remuneration Committee and the Board of Directors will seek opinions of other Board committees (e.g. Risk Committee, Audit Committee, etc.) where they consider necessary under the circumstances.

- **The Key Features of the Remuneration and Incentive Mechanism**

1. Performance Management Mechanism

To reflect the corporate culture of “Achieving Performance and Effectiveness”, the Group has put in place a performance management mechanism to formalise the performance management at the levels of the Group, units and individuals. The annual targets of the Group will be cascaded down under the framework of balanced scorecard whereby the performance of the senior management and different units (including business units, risk control units and other units) would be assessed from the perspectives of financial, customer, building block/key tasks, human capital, risk management and compliance. As to the performance management of individual staff at different levels, the annual targets of the Group will be tied to the job requirements of different posts at different levels through the model of level-based performance management. Performance of individuals will be appraised with reference to their accomplishment of work targets, contribution towards overall performance of their corresponding units and compliance of risk management and internal control policies. Under this mechanism, not only the target accomplishment has been taken into account, the risk exposure involved during the course of work of a staff member could also be evaluated and managed so as to provide safeguards to the Group against the risk and ensure normal operations. The mechanism is also coupled with the assessment on system of values, thereby facilitating the attainment of the core values of the Group.

2. Risk Modification of Remuneration

To implement the principle of aligning the performance and remuneration with the risk, the Group has introduced “The Risk Adjustment Method” under which the key risk modifiers of the bank have been incorporated into the performance management mechanism of the Group and the size of the Variable Remuneration Pool of the Group, which is the total amount to be paid to the staff as variable compensation, would be determined on the basis of the risk-adjusted performance results. This method enables the Group to fix the Group’s Variable Remuneration Pool after considering risk exposures and changes and to maintain effective risk management through the remuneration mechanism.

3. Performance-based Remuneration Management

The remuneration of staff is composed of “fixed remuneration” and “variable remuneration”, the proportion of one to the other for individual staff members depends on job grades, roles, responsibilities and functions of the staff with the prerequisite that balance has to be struck between the fixed and variable portion. Generally speaking, the higher the job grades and/or the greater the responsibilities, the higher will be the proportion of variable remuneration so as to encourage the staff to follow the philosophy of prudent risk management and sound long-term financial stability.

Every year, the Group will conduct periodic review on the fixed remuneration of the staff with reference to various factors like remuneration strategy, market pay trend and staff salary level; and to determine the remuneration based on the affordability of the Group as well as the performance of the Group, units and individuals. As mentioned above, performance assessment criteria include quantitative and qualitative factors, as well as financial and non-financial indicators.

Corporate Governance (continued)

Remuneration and Incentive Mechanism (continued)

- **The Key Features of the Remuneration and Incentive Mechanism (continued)**

3. Performance-based Remuneration Management (continued)

The size of the Variable Remuneration Pool of the Group is determined by the Board on the basis of the financial performance of the Group and the achievement of non-financial strategic business targets under the long-term development of the Group. Thorough consideration is also made to the risk factors in the determination process. The size of the Pool is reached based on formulaic calculations but the Board can make discretionary adjustment to it if deemed appropriate under prevailing circumstances. As far as individual units and individual staff are concerned, allocation of the variable remuneration is closely linked to the performance of the units, and that of each individual staff as well as the unit he/she is attaching to, the assessment of which should include risk modifiers. Within the acceptable risk level of the Group, the better the performance of the unit and the individual staff, the higher will be the variable remuneration for the individual staff.

4. Linking the payout of the variable remuneration with the time horizon of the risk to reflect the long-term value creation of the Group

To work out the principle of aligning remuneration with the risk and to ensure that sufficient time is allowed to ascertain the associated risk and its impact before the actual payout, payout of the variable remuneration of staff is required to be deferred if such amount reaches certain prescribed threshold. The Group adopts a progressive approach towards deferral. The longer the time horizon of risk in the activities conducted by the staff, the higher the job grade or the higher amount of the variable remuneration, the higher will be the proportion of deferral. Deferral lasts for 3 years.

The vesting of the deferred variable remuneration is linked with the long term value creation of the Group. The vesting conditions are linked to the yearly performance (financial and non-financial) of the Group in the next 3 years to the effect that the variable remuneration could only be vested to such extent as set for the relevant year in that 3-year period subject to the condition that the Group's performance has met the threshold requirement in the corresponding year. In case of material revision of the original estimates of the performance of the Group or the individual units, or if a staff is found to commit fraud, or found to be of malfeasance or in violation of internal control policies, the unvested portion of the deferred variable remuneration of the relevant staff will be clawed back.

External Auditor

Pursuant to the "Policy on External Auditors" adopted by the Board, the **Audit Committee** reviewed and monitored and **was satisfied with the independence and objectivity of PricewaterhouseCoopers**, the Group's external auditor, **and the effectiveness of their audit procedures**, based on the principles and standards set out in the policy that were in line with international best practices. Upon the recommendation of the Audit Committee, the Board will propose that PricewaterhouseCoopers be re-appointed as auditor of the Group at the Bank's 2011 annual general meeting. Subject to authorisation by the shareholders, the Board will authorise the Audit Committee to determine the remuneration of PricewaterhouseCoopers. For 2010, the fee charged by PricewaterhouseCoopers was HK\$38 million, of which HK\$30 million was for audit services and HK\$8 million related to other services. Among the said HK\$8 million, HK\$4 million of which was the fee charged by PricewaterhouseCoopers in relation to issue of subordinated notes by the Bank. For 2009, the fee charged by PricewaterhouseCoopers was HK\$34 million, of which HK\$28 million was for audit services and HK\$6 million related to other services.

The Audit Committee was satisfied that the non-audit services did not affect the independence of PricewaterhouseCoopers. The amount paid to PricewaterhouseCoopers for non-audit services in 2010 comprised mainly the tax-related services fee of HK\$2 million, the fee incurred incidental to the issue of subordinated notes by the Bank of HK\$4 million and miscellaneous non-audit services fee of HK\$2 million.

Internal Control

The Board has the responsibility to ensure that the Group maintains sound and effective internal controls to safeguard the Group's assets. According to the Board's delegation, the Management is responsible for the day-to-day operations and risk management.

Corporate Governance (continued)

Internal Control (continued)

The internal control system is designed to provide appropriate assurance against material misstatement or loss; to manage the risk of system failure; and to assist in the achievement of the Group's objectives. In addition to safeguarding the Group's assets, it also ensures the maintenance of proper accounting records and compliance with relevant laws and regulations.

The Group conducts an annual review of the effectiveness of its internal control systems covering all material controls, including financial, operational and compliance controls as well as risk management. The review is conducted by making reference to the guidelines and definitions given by the regulatory and professional bodies for the purpose of assessing five different internal control elements, namely, the control environment, risk assessment, control activities, information and communication, and monitoring. The assessment covers all the major internal controls and measures, including financial, operational and compliance controls as well as risk management functions. The review also considers the adequacy of resources, staff qualifications and experience and training of the Group's accounting and financial reporting functions. The annual review is coordinated by the Group's Internal Audit which, after the Management and various business departments have performed their self-assessment, then carries out an independent examination and other post-assessment work on the review process and results. The results of the 2010 review have been reported to the Audit Committee and the Board.

The key procedures that the Group has essentially established and implemented to provide internal controls are summarised as follows:

- with a Management that functions under a rational organisational structure and whose authority, responsibility and accountability are clearly delineated, the Group has formulated policies and procedures to ensure reasonable checks and balances for all the operating units, reasonable safeguard for the Group's assets, the implementation of internal controls and adherence to relevant laws and regulations and risk management in its operations;
- the Management draws up and continuously monitors the implementation of the Group's strategies, business plans and financial budgets. The accounting and management systems that are in place provide the basis for evaluating financial and operational performance;
- the Group has various risk management and human resources policies. There are specific units and personnel that are responsible for identifying, assessing and managing all the major risks. These include reputation, strategic, legal, compliance, credit, market, operational, liquidity and interest rate risks (The Group's risk management governance structure is given on page 349 to page 357 in this Annual Report);
- the Group has established an information technology governance structure that produces a range of reports on information systems and management, including information on the monitoring of various business units, financial information and operating performance. Such information facilitates the Management, business units and the regulatory bodies in assessing and monitoring the Group's operation and performance. Proper communication channels and reporting mechanisms are in place at various business units and levels to facilitate exchange of information;
- pursuant to a risk-based approach and in accordance with the internal audit plan approved by the Audit Committee, the Group's Internal Audit conducts independent reviews on such aspects as financial activities, various business areas, various kinds of risks, operations and activities. Audit reports are submitted directly to the Audit Committee. Internal Audit closely follows up on the items that require attention in a systematic way and reports to the Audit Committee and the Management in a timely manner; and
- the Audit Committee reviews the reports submitted by external auditor to the Group's Management in connection with the annual audit as well as the recommendations made by regulatory bodies on internal control. Internal Audit follows up on the same to ensure timely implementation of the recommendations, and also periodically reports the status of the implementation to the Management and the Audit Committee.

The Group is committed to maintaining and upholding good corporate governance practices and internal control system of all subsidiaries are reviewed regularly. During the year of 2010, continuous improvement on the organisation structure and segregation of duty, the risk management policy and procedure, and the enhancement of disclosure transparency have been undertaken. In response to the volatility in global financial markets and unstable momentum of economic recovery, the Group has implemented a series of measures and undertaken an on-going review on the effectiveness of the internal control mechanism. In 2010, areas for improvement have been identified and appropriate measures have been implemented.

Corporate Governance (continued)

Directors' Responsibility Statement in relation to Financial Statements

The following statement should be read in conjunction with the auditor's statement of their responsibilities as set out in the auditor's report contained in this Annual Report. The statement is made with a view to distinguishing for shareholders the respective responsibilities of the Directors and of the auditor in relation to the financial statements.

The Directors are required by the Hong Kong Companies Ordinance to prepare financial statements, which give a true and fair view of the state of affairs of the Bank. The financial statements should be prepared on a going concern basis unless it is not appropriate to do so. The Directors have responsibility for ensuring that the Bank keeps accounting records which disclose with reasonable accuracy at any time the financial position of the Bank and which enable them to ensure that the financial statements comply with the requirements of the Hong Kong Companies Ordinance. The Directors also have general responsibilities for taking such steps as are reasonably open to them to safeguard the assets of the Group and to prevent and detect fraud and other irregularities.

The Directors consider that in preparing the financial statements contained in this Annual Report, the Bank has adopted appropriate accounting policies which have been consistently applied and supported by reasonable judgements and estimates, and that all accounting standards which they consider to be applicable have been followed.

獨立核數師報告

致中國銀行(香港)有限公司股東

(於香港註冊成立的有限公司)

本核數師(以下簡稱「我們」)已審計列載於第 31 至第 348 頁中國銀行(香港)有限公司(以下簡稱「貴銀行」)及其附屬公司(統稱「貴集團」)的綜合財務報表,此綜合財務報表包括於二零一零年十二月三十一日的綜合及公司資產負債表與截至該日止年度的綜合收益表、綜合及公司全面收益表、綜合及公司權益變動表和綜合現金流量表,以及主要會計政策概要及其他附註解釋資料。

董事就綜合財務報表須承擔的責任

貴銀行董事須負責根據香港會計師公會頒佈的香港財務報告準則及香港《公司條例》編製綜合財務報表,以令綜合財務報表作出真實而公平的反映,及落實其認為編製綜合財務報表所必要的內部控制,以使綜合財務報表不存在由於欺詐或錯誤而導致的重大錯誤陳述。

核數師的責任

我們的責任是根據我們的審計對該等綜合財務報表作出意見,並按照香港《公司條例》第 141 條僅向整體股東報告,除此之外本報告別無其他目的。我們不會就本報告的內容向任何其他人士負上或承擔任何責任。

我們已根據香港會計師公會頒佈的香港審計準則進行審計。該等準則要求我們遵守道德規範,並規劃及執行審計,以合理確定綜合財務報表是否不存在任何重大錯誤陳述。

審計涉及執行程序以獲取有關綜合財務報表所載金額及披露資料的審計憑證。所選定的程序取決於核數師的判斷,包括評估由於欺詐或錯誤而導致綜合財務報表存在重大錯誤陳述的風險。在評估該等風險時,核數師考慮與該公司編製綜合財務報表以作出真實而公平的反映相關的內部控制,以設計適當的審計程序,但目的並非對公司內部控制的有效性發表意見。審計亦包括評價董事所採用會計政策的合適性及作出會計估計的合理性,以及評價綜合財務報表的整體列報方式。

我們相信,我們所獲得的審計憑證能充足和適當地為我們的審計意見提供基礎。

意見

我們認為,該等綜合財務報表已根據香港財務報告準則真實而公平地反映貴銀行及貴集團於二零一零年十二月三十一日的事務狀況,及貴集團截至該日止年度的利潤及現金流量,並已按照香港《公司條例》妥為編製。



羅兵咸永道會計師事務所

執業會計師

香港, 2011 年 3 月 24 日

Independent Auditor's Report

To the shareholders of Bank of China (Hong Kong) Limited

(incorporated in Hong Kong with limited liability)

We have audited the consolidated financial statements of Bank of China (Hong Kong) Limited (the "Bank") and its subsidiaries (together, the "Group") set out on pages 31 to 348, which comprise the consolidated and company balance sheets as at 31 December 2010, and the consolidated income statement, the consolidated and company statements of comprehensive income, the consolidated and company statements of changes in equity and the consolidated cash flow statement for the year then ended, and a summary of significant accounting policies and other explanatory information.

Directors' Responsibility for the Consolidated Financial Statements

The directors of the Bank are responsible for the preparation of consolidated financial statements that give a true and fair view in accordance with Hong Kong Financial Reporting Standards issued by the Hong Kong Institute of Certified Public Accountants, and the Hong Kong Companies Ordinance, and for such internal control as the directors determine is necessary to enable the preparation of consolidated financial statements that are free from material misstatement, whether due to fraud or error.

Auditor's Responsibility

Our responsibility is to express an opinion on these consolidated financial statements based on our audit and to report our opinion solely to you, as a body, in accordance with section 141 of the Hong Kong Companies Ordinance and for no other purpose. We do not assume responsibility towards or accept liability to any other person for the contents of this report.

We conducted our audit in accordance with Hong Kong Standards on Auditing issued by the Hong Kong Institute of Certified Public Accountants. Those standards require that we comply with ethical requirements and plan and perform the audit to obtain reasonable assurance about whether the consolidated financial statements are free from material misstatement.

An audit involves performing procedures to obtain audit evidence about the amounts and disclosures in the consolidated financial statements. The procedures selected depend on the auditor's judgment, including the assessment of the risks of material misstatement of the consolidated financial statements, whether due to fraud or error. In making those risk assessments, the auditor considers internal control relevant to the entity's preparation of consolidated financial statements that give a true and fair view in order to design audit procedures that are appropriate in the circumstances, but not for the purpose of expressing an opinion on the effectiveness of the entity's internal control. An audit also includes evaluating the appropriateness of accounting policies used and the reasonableness of accounting estimates made by the directors, as well as evaluating the overall presentation of the consolidated financial statements.

We believe that the audit evidence we have obtained is sufficient and appropriate to provide a basis for our audit opinion.

Opinion

In our opinion, the consolidated financial statements give a true and fair view of the state of affairs of the Bank and of the Group as at 31 December 2010, and of the Group's profit and cash flows for the year then ended in accordance with Hong Kong Financial Reporting Standards and have been properly prepared in accordance with the Hong Kong Companies Ordinance.



PricewaterhouseCoopers
Certified Public Accountants
Hong Kong, 24 March 2011

綜合收益表

截至 12 月 31 日止年度

Consolidated Income Statement

For the year ended 31 December

		附註 Notes	2010 港幣百萬元 HK\$'m	(重列) (Restated) 2009 港幣百萬元 HK\$'m
利息收入	Interest income		21,960	20,403
利息支出	Interest expense		(4,717)	(3,743)
淨利息收入	Net interest income	5	17,243	16,660
服務費及佣金收入	Fee and commission income		9,709	8,867
服務費及佣金支出	Fee and commission expense		(2,423)	(2,012)
淨服務費及佣金收入	Net fee and commission income	6	7,286	6,855
淨交易性收益	Net trading gain	7	1,198	1,486
界定為以公平值變化計入損益之 金融工具淨收益	Net gain on financial instruments designated at fair value through profit or loss		44	261
證券投資之淨收益／(虧損)	Net gain/(loss) on investment in securities	8	533	(132)
其他經營收入	Other operating income	9	384	449
提取減值準備前之淨經營收入	Net operating income before impairment allowances		26,688	25,579
減值準備淨撥回	Net reversal of impairment allowances	10	368	1,190
淨經營收入	Net operating income		27,056	26,769
經營支出	Operating expenses	11	(9,393)	(11,982)
經營溢利	Operating profit		17,663	14,787
投資物業出售／公平值調整之 淨收益	Net gain from disposal of/fair value adjustments on investment properties	12	1,511	1,563
出售／重估物業、廠房及設備之 淨(虧損)／收益	Net (loss)/gain from disposal/revaluation of properties, plant and equipment	13	(6)	51
應佔聯營公司之稅後溢利扣減 虧損	Share of profits less losses after tax of associates	27	(2)	7
除稅前溢利	Profit before taxation		19,166	16,408
稅項	Taxation	14	(3,059)	(2,481)
年度溢利	Profit for the year		16,107	13,927
應佔溢利：	Profit attributable to:			
本銀行股東權益	Equity holders of the Bank		15,864	13,754
非控制權益	Non-controlling interests		243	173
			16,107	13,927
股息	Dividends	16	9,513	10,270

第 41 至 348 頁之附註屬本財務報表之組成部分。

The notes on pages 41 to 348 are an integral part of these financial statements.

綜合全面收益表

截至 12 月 31 日止年度

Consolidated Statement of Comprehensive Income

For the year ended 31 December

		附註 Notes	2010 港幣百萬元 HK\$'m	(重列) (Restated) 2009 港幣百萬元 HK\$'m
年度溢利	Profit for the year		16,107	13,927
可供出售證券之公平值變化	Change in fair value of available-for-sale securities		1,643	6,132
房產重估	Revaluation of premises		4,942	4,231
貨幣換算差額	Currency translation difference		223	(1)
淨投資對沖下對沖工具之公平值變化	Change in fair value of hedging instruments under net investment hedges		(30)	-
遞延稅項淨額影響	Net deferred tax effect	36	(929)	(1,500)
重新分類調整	Reclassification adjustments			
因出售可供出售證券之轉撥	Release upon disposal of available-for-sale securities		(552)	(51)
可供出售證券之減值準備淨撥回轉撥收益表	Net reversal of impairment allowances on available-for-sale securities transferred to income statement	10	(261)	(612)
由可供出售證券轉至持有至到期日證券產生之攤銷	Amortisation with respect to available-for-sale securities transferred to held-to-maturity securities		(41)	(64)
年度除稅後其他全面收益	Other comprehensive income for the year, net of tax		4,995	8,135
年度全面收益總額	Total comprehensive income for the year		21,102	22,062
應佔全面收益總額：	Total comprehensive income attributable to:			
本銀行股東權益	Equity holders of the Bank		20,818	21,867
非控制權益	Non-controlling interests		284	195
			21,102	22,062

第 41 至 348 頁之附註屬本財務報表之組成部分。

The notes on pages 41 to 348 are an integral part of these financial statements.

全面收益表

截至 12 月 31 日止年度

Statement of Comprehensive Income

For the year ended 31 December

		附註 Notes	2010 港幣百萬元 HK\$'m	(重列) (Restated) 2009 港幣百萬元 HK\$'m
年度溢利	Profit for the year	15	13,838	12,209
可供出售證券之公平值變化	Change in fair value of available-for-sale securities		1,536	5,757
房產重估	Revaluation of premises		3,745	3,314
貨幣換算差額	Currency translation difference		(46)	-
遞延稅項淨額影響	Net deferred tax effect	36	(727)	(1,367)
重新分類調整	Reclassification adjustments			
因出售可供出售證券之轉撥	Release upon disposal of available-for-sale securities		(462)	(51)
可供出售證券之減值準備淨撥回轉撥收益表	Net reversal of impairment allowances on available-for-sale securities transferred to income statement		(261)	(612)
由可供出售證券轉至持有至到期日證券產生之攤銷	Amortisation with respect to available-for-sale securities transferred to held-to-maturity securities		(30)	(49)
年度除稅後其他全面收益	Other comprehensive income for the year, net of tax		3,755	6,992
年度全面收益總額	Total comprehensive income for the year		17,593	19,201

第 41 至 348 頁之附註屬本財務報表之組成部分。

The notes on pages 41 to 348 are an integral part of these financial statements.

綜合資產負債表

Consolidated Balance Sheet


			(重列) (Restated)	(重列) (Restated)	
		於 2010 年 12 月 31 日 At 31 December 2010	於 2009 年 12 月 31 日 At 31 December 2009	於 2009 年 1 月 1 日 At 1 January 2009	
	附註 Notes	港幣百萬元 HK\$m	港幣百萬元 HK\$m	港幣百萬元 HK\$m	
資產	ASSETS				
庫存現金及在銀行及其他 金融機構的結餘	Cash and balances with banks and other financial institutions	20	415,145	160,325	153,268
一至十二個月內到期之銀行 及其他金融機構存款	Placements with banks and other financial institutions maturing between one and twelve months		39,499	60,282	89,718
公平值變化計入損益之金融 資產	Financial assets at fair value through profit or loss	21	40,497	18,475	16,404
衍生金融工具	Derivative financial instruments	22	23,782	17,575	19,628
香港特別行政區政府負債 證明書	Hong Kong SAR Government certificates of indebtedness		46,990	38,310	34,200
貸款及其他賬項	Advances and other accounts	23	645,391	527,100	470,220
證券投資	Investment in securities	25	343,915	301,506	289,353
聯營公司權益	Interests in associates	27	212	217	88
投資物業	Investment properties	28	10,342	9,364	7,727
物業、廠房及設備	Properties, plant and equipment	29	31,032	26,271	22,788
遞延稅項資產	Deferred tax assets	36	38	52	48
其他資產	Other assets	30	15,351	14,302	14,555
資產總額	Total assets		1,612,194	1,173,779	1,117,997
負債	LIABILITIES				
香港特別行政區流通紙幣	Hong Kong SAR currency notes in circulation	31	46,990	38,310	34,200
銀行及其他金融機構之存款 及結餘	Deposits and balances of banks and other financial institutions		313,784	99,647	88,779
公平值變化計入損益之金融 負債	Financial liabilities at fair value through profit or loss	32	25,493	16,288	21,938
衍生金融工具	Derivative financial instruments	22	21,231	13,945	20,450
客戶存款	Deposits from customers	33	1,029,520	843,929	805,866
按攤銷成本發行之債務證券	Debt securities in issue at amortised cost		-	-	1,042
其他賬項及準備	Other accounts and provisions	34	36,078	34,824	33,662
應付稅項負債	Current tax liabilities		1,726	1,918	441
遞延稅項負債	Deferred tax liabilities	36	4,206	3,314	1,782
後償負債	Subordinated liabilities	37	26,877	26,776	26,604
負債總額	Total liabilities		1,505,905	1,078,951	1,034,764

綜合資產負債表（續） Consolidated Balance Sheet (continued)


			(重列) (Restated)	(重列) (Restated)
		於 2010 年 12 月 31 日 At 31 December 2010	於 2009 年 12 月 31 日 At 31 December 2009	於 2009 年 1 月 1 日 At 1 January 2009
		附註 Notes	港幣百萬元 HK\$'m	港幣百萬元 HK\$'m
資本	EQUITY			
股本	Share capital	38	43,043	43,043
儲備	Reserves	39	61,631	50,326
本銀行股東應佔股本和儲備	Capital and reserves attributable to the equity holders of the Bank		104,674	93,369
非控制權益	Non-controlling interests		1,615	1,459
資本總額	Total equity		106,289	94,828
負債及資本總額	Total liabilities and equity		1,612,194	1,173,779

第 41 至 348 頁之附註屬本財務報表之組成部分。 The notes on pages 41 to 348 are an integral part of these financial statements.


經董事會於 2011 年 3 月 24 日通過核准並由以下人士代表簽署： Approved by the Board of Directors on 24 March 2011 and signed on behalf of the Board by:



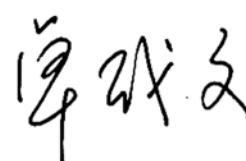
肖鋼 XIAO Gang
董事 Director



李禮輝 LI Lihui
董事 Director



和廣北 HE Guangbei
董事 Director



卓成文 ZHUO Chengwen
財務總監 Chief Financial Officer

資產負債表

Balance Sheet

			(重列) (Restated)	(重列) (Restated)
		於 2010 年 12 月 31 日 At 31 December 2010	於 2009 年 12 月 31 日 At 31 December 2009	於 2009 年 1 月 1 日 At 1 January 2009
		附註 Notes	港幣百萬元 HK\$'m	港幣百萬元 HK\$'m
資產	ASSETS			
庫存現金及在銀行及其他 金融機構的結餘	Cash and balances with banks and other financial institutions	20	399,677	144,802
一至十二個月內到期之銀行 及其他金融機構存款	Placements with banks and other financial institutions maturing between one and twelve months		35,604	50,861
公平值變化計入損益之金融 資產	Financial assets at fair value through profit or loss	21	36,909	14,897
衍生金融工具	Derivative financial instruments	22	22,569	16,685
香港特別行政區政府負債 證明書	Hong Kong SAR Government certificates of indebtedness		46,990	38,310
貸款及其他賬項	Advances and other accounts	23	494,395	410,589
證券投資	Investment in securities	25	312,221	269,376
附屬公司權益	Interests in subsidiaries	26	14,918	14,931
聯營公司權益	Interests in associates	27	8	8
投資物業	Investment properties	28	9,681	8,685
物業、廠房及設備	Properties, plant and equipment	29	24,055	20,305
遞延稅項資產	Deferred tax assets	36	-	-
其他資產	Other assets	30	15,398	13,279
資產總額	Total assets		1,412,425	1,002,728
負債	LIABILITIES			
香港特別行政區流通紙幣	Hong Kong SAR currency notes in circulation	31	46,990	38,310
銀行及其他金融機構之存款 及結餘	Deposits and balances of banks and other financial institutions		318,638	94,605
公平值變化計入損益之金融 負債	Financial liabilities at fair value through profit or loss	32	24,307	15,472
衍生金融工具	Derivative financial instruments	22	20,375	13,331
客戶存款	Deposits from customers	33	855,477	701,702
其他賬項及準備	Other accounts and provisions	34	26,528	27,704
應付稅項負債	Current tax liabilities		1,368	1,754
遞延稅項負債	Deferred tax liabilities	36	3,336	2,625
後償負債	Subordinated liabilities	37	26,877	26,776
負債總額	Total liabilities		1,323,896	922,279

資產負債表 (續)

Balance Sheet (continued)


			(重列) (Restated)	(重列) (Restated)
		於 2010 年 12 月 31 日 At 31 December 2010	於 2009 年 12 月 31 日 At 31 December 2009	於 2009 年 1 月 1 日 At 1 January 2009
		附註 Notes	港幣百萬元 HK\$'m	港幣百萬元 HK\$'m
資本	EQUITY			
股本	Share capital	38	43,043	43,043
儲備	Reserves	39	45,486	28,475
資本總額	Total equity		88,529	71,518
負債及資本總額	Total liabilities and equity		1,412,425	968,884

第 41 至 348 頁之附註屬本財務報表之組成部分。


The notes on pages 41 to 348 are an integral part of these financial statements.

經董事會於 2011 年 3 月 24 日通過核准並由以下人士代表簽署：


Approved by the Board of Directors on 24 March 2011 and signed on behalf of the Board by:



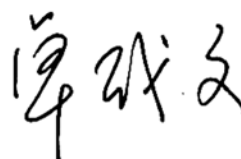
肖鋼
XIAO Gang
董事
Director



李禮輝
LI Lihui
董事
Director



和廣北
HE Guangbei
董事
Director



卓成文
ZHUO Chengwen
財務總監
Chief Financial Officer

綜合權益變動表

Consolidated Statement of Changes in Equity

		歸屬於本銀行股東 Attributable to the equity holders of the Bank							非控制權益	資本總額
		股本 Share capital	房產 重估儲備 Premises revaluation reserve	可供出售 證券公平值 變動儲備 Reserve for fair value changes of available-for- sale securities	法定儲備* Regulatory reserve*	換算儲備 Translation reserve	留存盈利 Retained earnings	總計 Total	Non- controlling interests	Total equity
		港幣百萬元 HK\$m	港幣百萬元 HK\$m	港幣百萬元 HK\$m	港幣百萬元 HK\$m	港幣百萬元 HK\$m	港幣百萬元 HK\$m	港幣百萬元 HK\$m	港幣百萬元 HK\$m	港幣百萬元 HK\$m
於 2009 年 1 月 1 日之 早期列賬	At 1 January 2009, as previously reported	43,043	8,313	(4,125)	4,503	226	28,797	80,757	1,458	82,215
提前採納香港會計準則 第 12 號 (經修訂) 之影響	Effect of early adoption of HKAS12 (Amendment)	-	44	-	-	-	971	1,015	3	1,018
於 2009 年 1 月 1 日之 重列	At 1 January 2009, as restated	43,043	8,357	(4,125)	4,503	226	29,768	81,772	1,461	83,233
全面收益	Comprehensive income	-	3,586	4,591	-	(1)	13,691	21,867	195	22,062
因房產出售之轉撥	Release upon disposal of premises	-	(189)	-	-	-	189	-	-	-
留存盈利轉撥	Transfer to retained earnings	-	-	-	(463)	-	463	-	-	-
已付股息	Dividend paid	-	-	-	-	-	(3,469)	(3,469)	(197)	(3,666)
應付股息	Dividend payable	-	-	-	-	-	(6,801)	(6,801)	-	(6,801)
於 2009 年 12 月 31 日	At 31 December 2009	43,043	11,754	466	4,040	225	33,841	93,369	1,459	94,828
本銀行及附屬公司 聯營公司	Bank and subsidiaries Associates	43,043	11,754	466	4,040	225	33,786	93,314	-	-
		-	-	-	-	-	55	55	-	-
		43,043	11,754	466	4,040	225	33,841	93,369	-	-
於 2010 年 1 月 1 日之 早期列賬	At 1 January 2010, as previously reported	43,043	11,653	466	4,040	225	32,665	92,092	1,456	93,548
提前採納香港會計準則 第 12 號 (經修訂) 之影響	Effect of early adoption of HKAS12 (Amendment)	-	101	-	-	-	1,176	1,277	3	1,280
於 2010 年 1 月 1 日之 重列	At 1 January 2010, as restated	43,043	11,754	466	4,040	225	33,841	93,369	1,459	94,828
全面收益	Comprehensive income	-	4,126	640	-	228	15,824	20,818	284	21,102
因房產出售之轉撥	Release upon disposal of premises	-	(35)	-	-	-	35	-	-	-
留存盈利轉撥	Transfer from retained earnings	-	-	-	1,036	-	(1,036)	-	-	-
已付股息	Dividend paid	-	-	-	-	-	(3,788)	(3,788)	(128)	(3,916)
應付股息	Dividend payable	-	-	-	-	-	(5,725)	(5,725)	-	(5,725)
於 2010 年 12 月 31 日	At 31 December 2010	43,043	15,845	1,106	5,076	453	39,151	104,674	1,615	106,289
本銀行及附屬公司 聯營公司	Bank and subsidiaries Associates	43,043	15,845	1,106	5,076	453	39,101	104,624	-	-
		-	-	-	-	-	50	50	-	-
		43,043	15,845	1,106	5,076	453	39,151	104,674	-	-

* 除按香港會計準則第 39 號對貸款提取減值準備外，按金管局要求撥轉部分留存盈利至法定儲備用作銀行一般風險之用（包括未來損失或其他不可預期風險）。

* In accordance with the requirements of the HKMA, the amounts are set aside for general banking risks, including future losses or other unforeseeable risks, in addition to the loan impairment allowances recognised under HKAS 39.

第 41 至 348 頁之附註屬本財務報表之組成部分。

The notes on pages 41 to 348 are an integral part of these financial statements.

權益變動表

Statement of Changes in Equity

		股本 Share capital	房產 重估儲備 Premises revaluation reserve	可供出售 證券公平值 變動儲備 Reserve for fair value changes of available-for- sale securities	法定儲備* Regulatory reserve*	換算儲備 Translation reserve	留存盈利 Retained earnings	資本總額 Total equity
		港幣百萬元 HK\$m	港幣百萬元 HK\$m	港幣百萬元 HK\$m	港幣百萬元 HK\$m	港幣百萬元 HK\$m	港幣百萬元 HK\$m	港幣百萬元 HK\$m
於 2009 年 1 月 1 日之 早期列賬	At 1 January 2009, as previously reported	43,043	6,268	(4,134)	3,756	14	21,610	70,557
提前採納香港會計準則 第 12 號 (經修訂) 之影響	Effect of early adoption of HKAS12 (Amendment)	-	39	-	-	-	922	961
於 2009 年 1 月 1 日之 重列	At 1 January 2009, as restated	43,043	6,307	(4,134)	3,756	14	22,532	71,518
全面收益	Comprehensive income	-	2,793	4,244	-	-	12,164	19,201
因房產出售之轉撥	Release upon disposal of premises	-	(50)	-	-	-	50	-
因分行出售之轉撥	Release upon disposal of branches	-	(21)	-	-	(14)	35	-
留存盈利轉撥	Transfer to retained earnings	-	-	-	(562)	-	562	-
已付股息	Dividend paid	-	-	-	-	-	(3,469)	(3,469)
應付股息	Dividend payable	-	-	-	-	-	(6,801)	(6,801)
於 2009 年 12 月 31 日	At 31 December 2009	43,043	9,029	110	3,194	-	25,073	80,449
於 2010 年 1 月 1 日之 早期列賬	At 1 January 2010, as previously reported	43,043	8,960	110	3,194	-	23,932	79,239
提前採納香港會計準則 第 12 號 (經修訂) 之影響	Effect of early adoption of HKAS12 (Amendment)	-	69	-	-	-	1,141	1,210
於 2010 年 1 月 1 日之 重列	At 1 January 2010, as restated	43,043	9,029	110	3,194	-	25,073	80,449
全面收益	Comprehensive income	-	3,145	639	-	-	13,809	17,593
留存盈利轉撥	Transfer from retained earnings	-	-	-	612	-	(612)	-
已付股息	Dividend paid	-	-	-	-	-	(3,788)	(3,788)
應付股息	Dividend payable	-	-	-	-	-	(5,725)	(5,725)
於 2010 年 12 月 31 日	At 31 December 2010	43,043	12,174	749	3,806	-	28,757	88,529

* 除按香港會計準則第 39 號對貸款提取減值準備外，按金管局要求撥轉部分留存盈利至法定儲備用作銀行一般風險之用（包括未來損失或其他不可預期風險）。

* In accordance with the requirements of the HKMA, the amounts are set aside for general banking risks, including future losses or other unforeseeable risks, in addition to the loan impairment allowances recognised under HKAS 39.

第 41 至 348 頁之附註屬本財務報表之組成部分。

The notes on pages 41 to 348 are an integral part of these financial statements.

綜合現金流量表

截至 12 月 31 日止年度

Consolidated Cash Flow Statement

For the year ended 31 December

	附註 Notes	2010 港幣百萬元 HK\$m	2009 港幣百萬元 HK\$m
經營業務之現金流量			
除稅前經營現金之流入	40(a)	278,973	13,292
支付香港利得稅		(3,188)	(866)
支付海外利得稅		(86)	(110)
經營業務之現金流入淨額		275,699	12,316
投資業務之現金流量			
購入物業、廠房及設備	29	(681)	(564)
購入投資物業	28	(2)	-
收購聯營公司	27	-	(129)
出售物業、廠房及設備所得款項		106	187
出售投資物業所得款項		171	86
出售聯營公司所得款項		-	3
收取聯營公司股息	27	3	4
投資業務之現金流出淨額		(403)	(413)
融資業務之現金流量			
支付本銀行股東股息		(10,589)	(3,469)
支付非控制權益股息		(128)	(197)
發行後償票據所得款項		19,261	-
償還後償貸款		(19,418)	-
支付後償負債利息		(656)	(916)
融資業務之現金流出淨額		(11,530)	(4,582)
現金及等同現金項目增加		263,766	7,321
於 1 月 1 日之現金及等同現金項目		182,246	174,925
於 12 月 31 日之現金及等同現金項目	40(b)	446,012	182,246

第 41 至 348 頁之附註屬本財務報表之組成部分。 The notes on pages 41 to 348 are an integral part of these financial statements.

財務報表附註

Notes to the Financial Statements

1. 主要業務

本集團主要於香港從事提供銀行及相關之金融服務。

本銀行是一家於香港成立的有限債務公司。公司註冊地址是香港花園道 1 號中銀大廈 14 樓。

1. Principal activities

The Group is principally engaged in the provision of banking and related financial services in Hong Kong.

The Bank is a limited liability company incorporated in Hong Kong. The address of its registered office is 14/F, Bank of China Tower, 1 Garden Road, Hong Kong.

2. 主要會計政策摘要

用於編製本綜合財務報表之主要會計政策詳列如下。

除特別註明外，該等會計政策均被一致地應用於所有列示之財務年度中。

2. Summary of significant accounting policies

The principal accounting policies applied in the preparation of these consolidated financial statements are set out below.

These policies have been consistently applied to all the years presented, unless otherwise stated.

2.1 編製基準

本集團之綜合財務報表乃按照香港會計師公會頒佈之香港財務報告準則（香港財務報告準則為一統稱，當中包括所有適用之香港財務報告準則、香港會計準則及詮釋）編製，並符合香港公司條例之規定。

本綜合財務報表乃按歷史成本法編製，惟就重估可供出售證券、以公平值變化計入損益的金融資產及金融負債（包括衍生金融工具）、以公平值列賬之投資物業及以公平值或重估值扣除累計折舊及累計減值損失後列賬之房產作出調整。

按照香港財務報告準則編製財務報表時，需採用若干重大之會計估算。管理層亦需於採用本集團之會計政策時作出有關判斷。當中涉及高度判斷、複雜之範疇、或對綜合財務報表而言屬重大影響之假設及估算，已載於附註 3。

2.1 Basis of preparation

The consolidated financial statements of the Group have been prepared in accordance with Hong Kong Financial Reporting Standards (HKFRSs is a collective term which includes all applicable individual Hong Kong Financial Reporting Standards, HKASs and Interpretations) issued by the HKICPA and the requirements of the Hong Kong Companies Ordinance.

The consolidated financial statements have been prepared under the historical cost convention, as modified by the revaluation of available-for-sale securities, financial assets and financial liabilities (including derivative financial instruments) at fair value through profit or loss, investment properties which are carried at fair value and premises which are carried at fair value or revalued amount less accumulated depreciation and accumulated impairment losses.

The preparation of financial statements in conformity with HKFRSs requires the use of certain critical accounting estimates. It also requires management to exercise its judgement in the process of applying the Group's accounting policies. The areas involving a higher degree of judgement or complexity, or areas where assumptions and estimates are significant to the consolidated financial statements are disclosed in Note 3.

財務報表附註 (續) Notes to the Financial Statements (continued)

2. 主要會計政策摘要 (續) 2. Summary of significant accounting policies (continued)

2.1 編製基準 (續)

(a) 已於 2010 年 1 月 1 日起開始的會計年度強制性生效之準則、修訂及詮釋

2.1 Basis of preparation (continued)

(a) Standards, amendments and interpretations already mandatorily effective for accounting periods beginning on 1 January 2010

準則/詮釋 Standard/Interpretation	內容 Content	起始適用之年度 Applicable for financial years beginning on/ after	於本年度與本集團相關 Currently relevant to the Group
香港會計準則第 1 號 (經修訂) HKAS 1 (Amendment)	財務報表的列示 Presentation of Financial Statements	2010 年 1 月 1 日 1 January 2010	否 No
香港會計準則第 17 號 (經修訂) HKAS 17 (Amendment)	租賃 Leases	2010 年 1 月 1 日 1 January 2010	是 Yes
香港會計準則第 27 號 (經修訂) HKAS 27 (Revised)	綜合及獨立財務報表 Consolidated and Separate Financial Statements	2009 年 7 月 1 日 1 July 2009	是 Yes
香港會計準則第 36 號 (經修訂) HKAS 36 (Amendment)	資產減值 Impairment of Assets	2010 年 1 月 1 日 1 January 2010	否 No
香港會計準則第 38 號 (經修訂) HKAS 38 (Amendment)	無形資產 Intangible Assets	2010 年 1 月 1 日 1 January 2010	否 No
香港會計準則第 39 號 (經修訂) HKAS 39 (Amendment)	金融工具：確認與計量－合資格對沖項目 Financial Instruments: Recognition and Measurement – Eligible Hedged Items	2009 年 7 月 1 日 1 July 2009	是 Yes
香港會計準則第 39 號 (經修訂) HKAS 39 (Amendment)	金融工具：確認與計量－現金流對沖會計 Financial Instruments: Recognition and Measurement – Cash Flow Hedge Accounting	2010 年 1 月 1 日 1 January 2010	是 Yes
香港會計準則第 39 號 (經修訂) HKAS 39 (Amendment)	金融工具：確認與計量－將提早償還貸款罰息列作緊密相關的衍生工具 Financial Instruments: Recognition and Measurement – Treating Loan Prepayment Penalties as Closely Related Derivatives	2010 年 1 月 1 日 1 January 2010	是 Yes
香港財務報告準則第 1 號 (經修訂) HKFRS 1 (Revised)	首次採納香港財務報告準則 First-time Adoption of HKFRS	2009 年 7 月 1 日 1 July 2009	否 No
香港財務報告準則第 2 號 (經修訂) HKFRS 2 (Amendment)	以現金結算之集團股權償付交易 Group Cash-settled Share-based Payment Transactions	2010 年 1 月 1 日 1 January 2010	否 No
香港財務報告準則第 3 號 (經修訂) HKFRS 3 (Revised)	企業合併 Business Combinations	2009 年 7 月 1 日 1 July 2009	是 Yes
香港財務報告準則第 5 號 (經修訂) HKFRS 5 (Amendment)	持作出售之非流動資產及已終止業務 Non-current Assets Held for Sale and Discontinued Operations	2010 年 1 月 1 日 1 January 2010	是 Yes
HK(IFRIC)-Int 9 (經修訂) HK(IFRIC)-Int 9 (Revised)	對嵌藏衍生工具重新進行評估 Reassessment of Embedded Derivatives	2009 年 7 月 1 日 1 July 2009	否 No
HK(IFRIC)-Int 16	海外運作淨投資對沖 Hedges of a Net Investment in a Foreign Operation	2009 年 7 月 1 日 1 July 2009	是 Yes

財務報表附註 (續) Notes to the Financial Statements (continued)

2. 主要會計政策摘要 (續) 2. Summary of significant accounting policies (continued)

2.1 編製基準 (續)

(a) 已於 2010 年 1 月 1 日起開始的會計年度強制性生效之準則、修訂及詮釋 (續)

2.1 Basis of preparation (continued)

(a) Standards, amendments and interpretations already mandatorily effective for accounting periods beginning on 1 January 2010 (continued)

準則/詮釋 Standard/Interpretation	內容 Content	起始適用之年度 Applicable for financial years beginning on/ after	於本年度與本集團相關 Currently relevant to the Group
HK(IFRIC)-Int 17	對權益人分派非現金資產 Distributions of Non-cash Assets to Owners	2009 年 7 月 1 日 1 July 2009	否 No
HK(IFRIC)-Int 18	從客戶轉來的資產 Transfers of Assets from Customers	2009 年 7 月 1 日 1 July 2009	否 No
HK-Int 5	財務報表的列示 – 借款人的定期貸款 (當中包含一個須即期償還之條款) 的分類 Presentation of Financial Statements – Classification by the Borrower of a Term Loan that Contains a Repayment on Demand Clause	2010 年 11 月 29 日 29 November 2010	否 No

• 香港會計準則第 17 號 (經修訂)「租賃」。作為 2009 年「完善香港財務報告準則」的其中一部分,該修訂已刪除一段將土地分類為經營租賃的具體要求,該要求規定若所租賃的土地之壽命在經濟上屬無限年期,一般應被分類為經營租賃,除非於租賃期完結時,其業權預期將會轉移予承租人。經此修訂後,租賃土地之分類需根據香港會計準則第 17 號所載之一般原則而劃分,即租賃資產之擁有權應按照所承擔之風險及回報程度而將其歸屬於出租人或承租人。

• HKAS 17 (Amendment), 'Leases'. The amendment, which is part of an improvement to HKFRSs in 2009, has been made to delete a specific guidance stating that a lease of land with an indefinite economic life normally is classified as an operating lease, unless at the end of the lease term title is expected to pass to the lessee. The amendment requires the classification of leasehold land to be based on the general principles set out in HKAS 17, that are based on the extent to which risks and rewards incidental to ownership of a leased asset lie with the lessor or the lessee.

財務報表附註（續） Notes to the Financial Statements (continued)

2. 主要會計政策摘要（續） 2. Summary of significant accounting policies (continued)

2.1 編製基準（續）

(a) 已於 2010 年 1 月 1 日起開始的會計年度強制性生效之準則、修訂及詮釋（續）

香港物業市場的成交金額顯示市場一般認為在香港政府的土地租賃內所列明的租期，可以名義金額延續，故土地租約的風險及回報已實質上轉移至承租人。因土地及房產均屬於融資租賃，故兩者之價值已無需進行分攤。基於以下所述的原因，本集團未有於財務報表內對其土地及房產進行分別核算，故採納此修訂將不會對集團構成影響。

根據中國銀行(香港)有限公司(合併)條例(「合併條例」) 2001，被指定分行及附屬公司之所有資產及負債，以及在香港之中銀集團所遺留下之若干實體之股權，均被有效地轉移到中銀香港，而中銀香港乃由之後新成立之中銀香港(控股)有限公司直接擁有(下稱「合併」)。此乃本集團之重大事件，本集團因此採用了合併時之估值，作為以租約業權型式擁有物業之設定成本，以反映合併當時之情況。

2.1 Basis of preparation (continued)

(a) Standards, amendments and interpretations already mandatorily effective for accounting periods beginning on 1 January 2010 (continued)

As the transaction values in the Hong Kong property market have typically incorporated the market's general sentiment that the lease term specified in the Hong Kong Government land leases will be extended for a nominal amount, the risks and rewards of leasehold land would have already been substantially transferred to the lessee. Therefore the splitting between the land and buildings elements is no longer necessary as both are finance leases. The adoption of this amendment does not have an impact on the Group as the Group has not separately accounted for its land and buildings in the financial statements for the reason set out below.

Pursuant to the Bank of China (Hong Kong) Limited (Merger) Ordinance ("Merger Ordinance") 2001, all assets and liabilities of the designated branches and subsidiaries, and the shares of certain entities of the legacy Bank of China Group in Hong Kong were effectively transferred to BOCHK, which was immediately owned by the then newly formed BOC Hong Kong (Holdings) Limited ("the Merger"). This was a significant event and the Group has therefore adopted the valuation at the date of the Merger as the deemed cost for its leasehold properties to reflect the circumstances at the time of the Merger.

財務報表附註 (續) **Notes to the Financial Statements (continued)**

2. 主要會計政策摘要 (續) 2. Summary of significant accounting policies (continued)

2.1 編製基準 (續)

(a) 已於2010年1月1日起開始的會計年度強制性生效之準則、修訂及詮釋 (續)

於合併時採納設定成本後，本集團參考獨立專業估價師為合併而於2001年8月31日所進行之估值。任何其後對合併時之租約業權型式擁有之物業所作之土地與房產部分之劃分，均屬於假設性，並不能反映具可靠性之資料。因此，本集團之租約業權型式擁有之物業，因不能可靠地劃分土地及房產之價值，而整體被視為融資租賃。

2.1 Basis of preparation (continued)

(a) Standards, amendments and interpretations already mandatorily effective for accounting periods beginning on 1 January 2010 (continued)

On adoption of the deemed cost at the date of Merger, the Group made reference to the independent property valuation conducted as at 31 August 2001 for the purpose of the Merger. Any means of subsequent allocation of the valuation of the leasehold properties at the date of Merger between the land and buildings elements would be notional and therefore would not represent reliable information. It was then determined that the values of the land and buildings elements of the Group's leasehold properties cannot be reliably split and the leasehold properties are treated as finance leases.

財務報表附註（續） Notes to the Financial Statements (continued)

2. 主要會計政策摘要（續） 2. Summary of significant accounting policies (continued)

2.1 編製基準（續）

(a) 已於 2010 年 1 月 1 日起開始的會計年度強制性生效之準則、修訂及詮釋（續）

- 香港會計準則第 27 號（經修訂）「綜合及獨立財務報表」。該經修訂的準則要求若沒有導致失去控制權，母公司對附屬公司所擁有權益之改變需確認於其他全面收益內，以及這些交易亦不會再導致商譽或收益及虧損的產生。該準則亦規定失去控制權時的會計處理方法，任何對該企業的剩餘權益需以公平值重新計量，並於收益表內確認為收益或虧損。本集團將會以非追溯的方式應用此經修訂的準則於 2010 年 1 月 1 日或之後始發生的與非控制權益的交易。由於本年內沒有與非控制權益的交易，香港會計準則第 27 號（經修訂）於本年內對本集團沒有影響。

2.1 Basis of preparation (continued)

(a) Standards, amendments and interpretations already mandatorily effective for accounting periods beginning on 1 January 2010 (continued)

- HKAS 27 (Revised), 'Consolidated and Separate Financial Statements'. The revised standard requires changes in a parent's ownership interest in a subsidiary that do not result in the loss of control to be accounted for within other comprehensive income and these transactions will no longer result in goodwill or gains and losses. The standard also specifies the accounting treatment when control is lost, any remaining interest in the entity is re-measured to fair value and a gain or loss is recognised in income statement. The Group has adopted the revised standard prospectively to transactions with non-controlling interests that occur on or after 1 January 2010. There has been no impact of HKAS 27 (Revised) on the current year as there have been no transactions with non-controlling interests during the year.

財務報表附註 (續) Notes to the Financial Statements (continued)

2. 主要會計政策摘要 (續) 2. Summary of significant accounting policies (continued)

2.1 編製基準 (續)

(a) 已於 2010 年 1 月 1 日起開始的會計年度強制性生效之準則、修訂及詮釋 (續)

- 香港會計準則第 39 號 (經修訂)「金融工具：確認與計量—合資格對沖項目」。該經修訂的準則有兩項重大的修改。第一：禁止將通脹指定為定息債務的可對沖成分。通脹並非可個別地識別或可靠地計量的風險或金融工具組成部分，除非在一與通脹相連的債券，當中有合約規定它的現金流部分，而它的其他現金流是沒有受到通脹影響。第二：當選用期權為對沖工具時，禁止包含時間價值於被對沖的單向風險。在一個對沖關係中，企業只能指定期權對沖工具的內在價值變動作為對沖預測交易所產生的單向風險。單向風險是指被對沖項目的現金流或公平值的變動是高於或低於指定的價格或其他變量。本修訂準則對本集團的財務報表沒有重大影響。

2.1 Basis of preparation (continued)

(a) Standards, amendments and interpretations already mandatorily effective for accounting periods beginning on 1 January 2010 (continued)

- HKAS 39 (Amendment), 'Financial Instruments: Recognition and Measurement – Eligible Hedged Items'. The amendment makes two significant changes: Firstly, it prohibits designating inflation as a hedgeable component of a fixed rate debt. Inflation is not separately identifiable and reliably measurable as a risk or a portion of a financial instrument, unless it is a contractually specified portion of the cash flows of a recognised inflation-linked bond whose other cash flows are unaffected by the inflation portion. Secondly, it prohibits including time value in a one-sided hedged risk when designating options as hedges. An entity may only designate the change in the intrinsic value of an option as the hedging instrument of a one-sided risk arising from a forecast transaction in a hedging relationship. A one-sided risk is that changes in cash flows or fair value of a hedged item are above or below a specified price or other variable. There is no material impact to the financial statements of the Group as a result of this amendment.

財務報表附註（續） Notes to the Financial Statements (continued)

2. 主要會計政策摘要（續） 2. Summary of significant accounting policies (continued)

2.1 編製基準（續）

(a) 已於 2010 年 1 月 1 日起開始的會計年度強制性生效之準則、修訂及詮釋（續）

- 香港會計準則第 39 號（經修訂）「金融工具：確認與計量—現金流對沖會計」。該修訂明確當確認金融工具之後需為預期交易之現金流對沖進行重分類調整時，有關對沖工具所產生的收益或虧損應於何時確認。此修訂亦明確收益或虧損應該在被對沖的預期現金流影響到當期損益時，由權益重分類至損益內。此修訂對本集團的財務報表沒有重大影響。
- 香港會計準則第 39 號（經修訂）「金融工具：將提早償還貸款罰息列作緊密相關的衍生工具」。這項修訂明確了如果罰息的款額乃是補償貸款借出人的利息損失，以降低因再投資風險而產生的經濟損失，則可被列為是緊密相關的嵌藏衍生工具。此修訂對本集團的財務報表沒有重大影響。

2.1 Basis of preparation (continued)

(a) Standards, amendments and interpretations already mandatorily effective for accounting periods beginning on 1 January 2010 (continued)

- HKAS 39 (Amendment), 'Financial Instruments: Recognition and Measurement – Cash Flow Hedge Accounting'. The amendment clarifies when to recognise gains or losses on hedging instruments as a reclassification adjustment in a cash flow hedge of a forecast transaction that results subsequently in the recognition of a financial instrument. The amendment clarifies that gains or losses should be reclassified from equity to profit or loss in the period in which the hedged forecast cash flow affects profit or loss. There is no material impact to the financial statements of the Group as a result of this amendment.
- HKAS 39 (Amendment), 'Financial Instruments: Treating Loan Prepayment Penalties as Closely Related Derivatives'. This amendment clarifies that loan prepayment penalties are only treated as closely related embedded derivatives, if the penalties are payments that compensate the lender for loss of interest by reducing the economic loss from reinvestment risk. There is no material impact to the financial statements of the Group as a result of this amendment.

財務報表附註（續） Notes to the Financial Statements (continued)

2. 主要會計政策摘要（續） 2. Summary of significant accounting policies (continued)

2.1 編製基準（續）

(a) 已於 2010 年 1 月 1 日起開始的會計年度強制性生效之準則、修訂及詮釋（續）

- 香港財務報告準則第 3 號(經修訂)「企業合併」及隨之修訂的香港會計準則第 27 號「綜合及獨立財務報表」，香港會計準則第 28 號「聯營公司投資」，及香港會計準則第 31 號「合營公司權益」以非追溯方式生效，並適用於收購日在 2009 年 7 月 1 日或以後之首個會計年度起發生的企業合併。

該經修訂的準則繼續以收購法應用於企業合併中，並包含一些重大的改變。例如，所有用於購入業務的支付需以收購日的公平值計量，而被分類為債務工具的或然支付需進行後續計量並反映於綜合收益表內。企業可按個別交易為基準，選擇按公平值，或按被收購企業之非控制權益所攤佔之資產淨值之比例進行計量。所有與收購有關的成本需列支為費用。採用香港財務報告準則第 3 號（經修訂）及隨之修訂的香港會計準則第 27 號、香港會計準則第 28 號及香港會計準則第 31 號，對本集團的財務報表不具影響，因為在本年內並沒有進行企業合併。

2.1 Basis of preparation (continued)

(a) Standards, amendments and interpretations already mandatorily effective for accounting periods beginning on 1 January 2010 (continued)

- HKFRS 3 (Revised), 'Business Combinations' and consequential amendments to HKAS 27, 'Consolidated and Separate Financial Statements', HKAS 28, 'Investments in Associates', and HKAS 31, 'Interests in Joint Ventures', are effective prospectively to business combinations for which the acquisition date is on or after the beginning of the first annual reporting period beginning on or after 1 July 2009.

The revised standard continues to apply the acquisition method to business combinations, with some significant changes. For example, all payments to purchase a business are to be recorded at fair value at the acquisition date, with contingent payments classified as debt subsequently re-measured through the consolidated income statement. There is a choice on an acquisition-by-acquisition basis to measure the non-controlling interest in the acquiree either at fair value or at the non-controlling interest's proportionate share of the acquiree's net assets. All acquisition-related costs should be expensed. The adoption of HKFRS 3 (Revised) and consequential amendments to HKAS 27, HKAS 28 and HKAS 31 do not have an impact on the financial statements of the Group as there is no business combination conducted during the year.

財務報表附註（續） Notes to the Financial Statements (continued)

2. 主要會計政策摘要（續） 2. Summary of significant accounting policies (continued)

2.1 編製基準（續）

(a) 已於 2010 年 1 月 1 日起開始的會計年度強制性生效之準則、修訂及詮釋（續）

- 香港財務報告準則第5號（經修訂），「持作出售之非流動資產及已終止業務」。該修訂明確了香港財務報告準則第5號所規定的有關被分類為持作出售或已終止業務的非流動資產（或被出售群組）的披露要求。本修訂準則對本集團的財務報表沒有重大影響。
- HK(IFRIC)-Int16「海外運作淨投資對沖」。該詮釋指出，海外運作淨投資對沖，只要符合香港會計準則第 39 號中對淨投資對沖的界定方式、文件記錄和有效性方面的要求，合資格的對沖工具可由一個集團內任何一家或以上的企業持有，包括海外運作本身。由於一個集團內不同層面可有不同的界定方式，所以須明確記錄其對沖策略。

本集團已應用此類對沖於內地的淨投資。因此，於綜合財務報表時所產生並已確認為換算儲備之換算差額，部分已在綜合財務報表中與對沖工具的有效對沖部分所產生的匯兌差額互相抵銷。應用淨投資對沖後，對2010年的綜合財務報表沒有重大影響。

2.1 Basis of preparation (continued)

(a) Standards, amendments and interpretations already mandatorily effective for accounting periods beginning on 1 January 2010 (continued)

- HKFRS 5 (Amendment), 'Non-current Assets Held for Sale and Discontinued Operations'. The amendment clarifies that HKFRS 5 specifies the disclosures required in respect of non-current assets (or disposal groups) classified as held for sale or discontinued operations. There is no material impact to the financial statements of the Group as a result of this amendment.
- HK(IFRIC)-Int 16, 'Hedges of a Net Investment in a Foreign Operation'. This interpretation states that, in a hedge of a net investment in a foreign operation, qualifying hedging instruments may be held by any entity or entities within a group, including the foreign operation itself, as long as the designation, documentation and effectiveness requirements of HKAS 39 that relate to a net investment hedge are satisfied. In particular, a group should clearly document its hedging strategy because of the possibility of different designations at different levels of a group.

The Group has applied such hedges for its net investments in the Mainland. As a result, part of the resulting exchange differences recognised in the translation reserve on consolidation are offset against the exchange differences attributable to the effective portion of the hedging instruments in the consolidated financial statements. The impact on the consolidated financial statements after the application of net investment hedges is not significant in 2010.

財務報表附註 (續) Notes to the Financial Statements (continued)

2. 主要會計政策摘要 (續) 2. Summary of significant accounting policies (continued)

2.1 編製基準 (續)

(b) 已頒佈但尚未強制性生效及沒有被本集團於2010年提前採納之準則、修訂及詮釋

以下已頒佈之準則、修訂、以及詮釋於2010年2月1日起或以後開始的會計年度始強制性生效。

2.1 Basis of preparation (continued)

(b) Standards, amendments and interpretations issued that are not yet mandatorily effective and have not been early adopted by the Group in 2010

The following standards, amendments and interpretations have been issued and are mandatory for accounting periods beginning on or after 1 February 2010:

準則/詮釋 Standard/Interpretation	內容 Content	起始適用之年度 Applicable for financial years beginning on/after	於本年度 與本集團相關 Currently relevant to the Group
香港會計準則第32號(經修訂) HKAS 32 (Amendment)	權益性工具認購權之分類 Classification of Rights Issues	2010年2月1日 1 February 2010	否 No
香港財務報告準則第7號(經修訂) HKFRS 7 (Amendment)	金融工具：披露 Financial Instruments: Disclosures	2011年7月1日 1 July 2011	否 No
香港財務報告準則第9號 HKFRS 9	金融工具 Financial Instruments	2013年1月1日 1 January 2013	是 Yes
HK(IFRIC)-Int 19	以權益工具償還金融負債 Extinguishing Financial Liabilities with Equity Instruments	2010年7月1日 1 July 2010	否 No

• 香港財務報告準則第9號「金融工具」。香港財務報告準則第9號的第一部分已於2009年11月頒佈，並將取代香港會計準則第39號內金融資產的分類及計量相關的部分。而有關金融負債及終止確認的相關部分，亦已於2010年11月發佈。其主要的特點如下：

• HKFRS 9, 'Financial Instruments'. The first part of HKFRS 9 was issued in November 2009 and will replace those parts of HKAS 39 relating to the classification and measurement of financial assets. In November 2010, a further pronouncement was published to address financial liabilities and derecognition. Key features are as follows:

財務報表附註 (續) Notes to the Financial Statements (continued)

2. 主要會計政策摘要 (續) 2. Summary of significant accounting policies (continued)

2.1 編製基準 (續)

(b) 已頒佈但尚未強制性生效及沒有被本集團於2010年提前採納之準則、修訂及詮釋 (續)

(i) 分類及計量

金融資產被要求分類為以下其中一種計量類別：(1) 以公平值作後續計量或(2) 以攤餘成本作後續計量。金融資產的分類應在過渡時確定，之後則在初始確認時確定。該分類取決於企業管理金融工具的業務模型，以及該工具的合約現金流特徵。

如以攤餘成本對一項金融工具進行後續計量，其必須是一項債務工具，及企業的業務模型是以持有該資產以收取合約現金流為目的，以及該資產的合約現金流只代表沒有槓桿的本金及利息支付。所有其他債務工具需以公平值變化計入損益計量。

2.1 Basis of preparation (continued)

(b) Standards, amendments and interpretations issued that are not yet mandatorily effective and have not been early adopted by the Group in 2010 (continued)

(i) Classification and Measurement

Financial assets are required to be classified into one of the following measurement categories: (1) those to be measured subsequently at fair value or (2) those to be measured subsequently at amortised cost. Classification is to be made on transition, and subsequently on initial recognition. The classification depends on the entity's business model for managing its financial instruments and the contractual cash flow characteristics of the instrument.

A financial instrument is subsequently measured at amortised cost only if it is a debt instrument, and the objective of the entity's business model is to hold the asset to collect the contractual cash flows, and the asset's contractual cash flows represent only unleveraged payments of principal and interest. All other debt instruments are to be measured at fair value through profit or loss.

財務報表附註 (續) Notes to the Financial Statements (continued)

2. 主要會計政策摘要 (續) 2. Summary of significant accounting policies (continued)

2.1 編製基準 (續)

(b) 已頒佈但尚未強制性生效及沒有被本集團於2010年提前採納之準則、修訂及詮釋 (續)

(i) 分類及計量 (續)

所有權益性工具需以公平值作後續計量。持作交易用途之權益性工具將以公平值變化計入損益計量。對於所有其他的權益性投資，可於初始確認時作出不可撤回的選擇，將未實現及已實現的公平值收益或虧損確認於其他全面收益，而非收益表內。一經選擇確認於其他全面收益，公平值收益或虧損將不可轉回收益表內。若作為投資的回報，股息需列示於收益表內。

2.1 Basis of preparation (continued)

(b) Standards, amendments and interpretations issued that are not yet mandatorily effective and have not been early adopted by the Group in 2010 (continued)

(i) Classification and Measurement (continued)

All equity instruments are to be measured subsequently at fair value. Equity instrument that are held for trading will be measured at fair value through profit or loss. For all other equity investments, an irrevocable election can be made at initial recognition to recognise unrealised and realised fair value gains and losses through other comprehensive income rather than income statement. Once elected to be recognised through other comprehensive income, there will be no reclassification of fair value gains and losses to income statement. Dividends are to be presented in income statement as long as they represent a return on investment.

財務報表附註 (續) Notes to the Financial Statements (continued)

2. 主要會計政策摘要 (續) 2. Summary of significant accounting policies (continued)

2.1 編製基準 (續)

(b) 已頒佈但尚未強制性生效及沒有被本集團於2010年提前採納之準則、修訂及詮釋 (續)

(ii) 金融負債及終止確認

除下述兩項主要變化外，金融負債的分類及計量基本上保留了香港會計準則第39號的要求，沒有太多修訂。至於終止確認的原則，則與現時香港會計準則第39號一致。

修改了準則內有關金融負債的公平值選擇權的要求，以應對自有的信用風險。準則要求金融負債因其信用風險的改變而導致的公平值變動，需列示於其他全面收益。收益或虧損總額的剩餘部分則包括於收益表內。若此要求會產生或擴大損益的會計錯配，則整項公平值變動需列示於收益表內。有否存在錯配情況需在初始確認個別負債時確定，且不能被重新評估。列示於其他全面收益的金額其後不可重分類至收益表內，但可於權益內撥轉。

2.1 Basis of preparation (continued)

(b) Standards, amendments and interpretations issued that are not yet mandatorily effective and have not been early adopted by the Group in 2010 (continued)

(ii) Financial Liabilities and Derecognition

Except for the two substantial changes described below, the classification and measurement requirements of financial liabilities have been basically carried forward with little amendments from HKAS 39. For the derecognition principles, they are consistent with that of HKAS 39.

The requirements related to the fair value option for financial liabilities were changed to address own credit risk. It requires the amount of change in fair value attributable to changes in the credit risk of the liability be presented in other comprehensive income. The remaining amount of the total gain or loss is included in income statement. If this requirement creates or enlarges an accounting mismatch in profit or loss, then the whole fair value change is presented in income statement. The determination of whether there will be a mismatch will need to be made at initial recognition of individual liabilities and will not be re-assessed. Amounts presented in other comprehensive income are not subsequently reclassified to income statement but may be transferred within equity.

財務報表附註 (續) Notes to the Financial Statements (continued)

2. 主要會計政策摘要 (續) 2. Summary of significant accounting policies (continued)

2.1 編製基準 (續)

(b) 已頒佈但尚未強制性生效及沒有被本集團於2010年提前採納之準則、修訂及詮釋 (續)

(ii) 金融負債及終止確認 (續)

該準則取消了載於香港會計準則第39號有關與非上市權益工具掛鉤及交付的衍生工具負債可豁免以公平值計量的要求。

香港財務報告準則第9號由2013年1月1日起強制性實施，但容許提前採納。本集團仍在評估應用該準則對財務的影響及其應用時間。

(c) 完善香港財務報告準則

「完善香港財務報告準則」包含多項被香港會計師公會認為非緊急但有需要的修訂。當中包括引致在列示、確認或計量方面出現會計變更的修訂，以及多項與個別香港財務報告準則相關之術語或編輯上的修訂。大部分的修訂於2009年7月1日起開始的會計年度生效。對於由2010年1月1日起開始的會計年度生效的修訂，對集團的財務報表沒有影響。

2.1 Basis of preparation (continued)

(b) Standards, amendments and interpretations issued that are not yet mandatorily effective and have not been early adopted by the Group in 2010 (continued)

(ii) Financial Liabilities and Derecognition (continued)

The standard eliminates the exception from fair value measurement contained in HKAS 39 for derivative liabilities that are linked to and must be settled by delivery of an unquoted equity instrument.

While adoption of HKFRS 9 is mandatorily from 1 January 2013, earlier adoption is permitted. The Group is considering the financial impact of the standard and the timing of its application.

(c) Improvements to HKFRS

'Improvements to HKFRS' contains numerous amendments to HKFRS which the HKICPA consider non-urgent but necessary. It comprises amendments that result in accounting changes for presentation, recognition or measurement purpose as well as terminology or editorial amendments related to a variety of individual HKFRS. Most of the amendments are effective for annual periods beginning on or after 1 July 2009. For amendments that are effective for the financial year beginning on 1 January 2010, there have had no impact on the financial statements of the Group.

財務報表附註 (續) Notes to the Financial Statements (continued)

2. 主要會計政策摘要 (續) 2. Summary of significant accounting policies (continued)

2.1 編製基準 (續)

2.1 Basis of preparation (continued)

(d) 尚未強制性生效但被本集團提前採納之已頒佈修訂

(d) Amendment issued that is not yet mandatorily effective but has been early adopted by the Group

準則/詮釋 Standard/Interpretation	內容 Content	起始適用之年度 Applicable for financial years beginning on/after	於本年度與本集團相關 Currently relevant to the Group	提前採納年度 Year of early adoption
香港會計準則第 12 號 (經修訂) HKAS 12 (Amendment)	所得稅 Income Taxes	2012 年 1 月 1 日 1 January 2012	是 Yes	2010
香港會計準則第 24 號 (經修訂) HKAS 24 (Revised)	有關連人士披露 Related Party Disclosures	2011 年 1 月 1 日 1 January 2011	是 Yes	2009

• 香港會計準則第 12 號 (經修訂) 「所得稅」。該修訂將於 2012 年 1 月 1 日起開始的會計年度生效，並容許提前應用。對於以公平值計量的投資物業應是通過使用或是通過出售來回收其賬面值的問題，該修訂通過引入一個可被推翻的假定 (即通常會通過出售來回收投資物業的賬面值)，而提供了一個務實的解決辦法。因此，此修訂取代了 HK(SIC)-Int 21 「所得稅 – 收回經重新估值之非折舊資產」。

• HKAS 12 (Amendment), 'Income Taxes'. The amended standard will be effective for reporting period beginning on or after 1 January 2012. Earlier application is permitted. The amendment provides a practical solution to the issue in relation to the determination of whether the carrying value of investment property measured in fair value will be recovered through use or through sale by introducing a rebuttable presumption that recovery of the carrying amount will normally be through sale. As a result, this amendment supersedes HK(SIC)-Int 21 'Income Taxes – Recovery of Revalued Non-Depreciable Assets'.

財務報表附註 (續) **Notes to the Financial Statements (continued)**

2. 主要會計政策摘要 (續) 2. Summary of significant accounting policies (continued)

2.1 編製基準 (續)

(d) 尚未強制性生效但被本集團提前採納之已頒佈修訂 (續)

根據現時的香港稅務條例，於香港持作長線投資用途的投資物業之重估資本收益是不會被徵稅。在之前年度，在計算投資物業之重估收益遞延稅項時，乃設定投資物業的公平值是通過使用來收回的。本集團考慮到修訂準則的處理要求更能反映本集團持有投資物業的相關稅務責任的實況，因此以追溯調整方式提前採納此項經修訂的準則。

2.1 Basis of preparation (continued)

(d) Amendment issued that is not yet mandatorily effective but has been early adopted by the Group (continued)

Under the current Hong Kong tax legislation, capital gains on revaluation of investment properties held for long term investment purpose are not subjected to tax in Hong Kong. In prior year, deferred tax was provided against revaluation gain on investment properties on the assumption that the fair value will be recovered through use. The Group considers that the required treatment under the revised standard better reflects the tax position of the investment properties of the Group, and have early adopted the amended standard retrospectively.

財務報表附註 (續) Notes to the Financial Statements (continued)

2. 主要會計政策摘要 (續) 2. Summary of significant accounting policies (continued)

2.1 編製基準 (續)

(d) 尚未強制性生效但被本集團提前採納之已頒佈修訂 (續)

當提前採納時，重估投資物業的遞延稅項負債會以追溯方式以零稅率計算。採納此修訂準則之影響如下：

2.1 Basis of preparation (continued)

(d) Amendment issued that is not yet mandatorily effective but has been early adopted by the Group (continued)

Upon early adoption, deferred tax liabilities for the revaluation of investment properties would be calculated subject to a nil tax rate retrospectively. The effect of the adoption of this amended standard is set out below:

		於2010年12月31日 At 31 December 2010	於2009年12月31日 At 31 December 2009	於2009年1月1日 At 1 January 2009
		港幣百萬元 HK\$m	港幣百萬元 HK\$m	港幣百萬元 HK\$m
綜合資產負債表項下：	Items in Consolidated Balance Sheet:			
增加遞延稅項資產	Increase in deferred tax assets	3	3	1
淨增加資產	Net increase in assets	3	3	1
減少遞延稅項負債	Decrease in deferred tax liabilities	(1,446)	(1,277)	(1,017)
淨減少負債	Net decrease in liabilities	(1,446)	(1,277)	(1,017)
增加房產重估儲備	Increase in premises revaluation reserve	116	101	44
增加留存盈利	Increase in retained earnings	1,329	1,176	971
增加非控制權益	Increase in non-controlling interests	4	3	3
淨增加資本	Net increase in equity	1,449	1,280	1,018
		2010	2009	
		港幣百萬元 HK\$m	港幣百萬元 HK\$m	
綜合收益表項下：	Items in Consolidated Income Statement:			
減少稅項	Decrease in taxation	(153)	(205)	

財務報表附註 (續) Notes to the Financial Statements (continued)

2. 主要會計政策摘要 (續) 2. Summary of significant accounting policies (continued)

2.1 編製基準 (續)

(d) 尚未強制性生效但被本集團提前採納之已頒佈修訂 (續)

- 香港會計準則第24號(經修訂)「有關連人士披露」。本集團於2009年12月31日年結之年度財務報表內提前採納了與政府相關實體交易的部分豁免披露要求。應用此經修訂準則的餘下關於有關連人士定義的修訂，將不會對本集團構成重大影響。

2.2 綜合財務報表

綜合財務報表包含本銀行及所有其附屬公司截至12月31日的財務報表。

(1) 附屬公司

附屬公司是指由本集團有權支配其財務和經營政策的所有實體(包括特殊目的實體)，通常體現為對該實體董事會組成的控制，對該實體擁有半數以上的表決權或持有其過半數的已發行股權，或本集團以任何其他方式控制該實體的財務及經營政策。在判斷是否對某個實體存在控制權時，本集團亦會考慮目前可行使或可轉換的潛在表決權的存在及其影響。附屬公司於控制權轉入本集團之日起完全納入合併，並於本集團的控制權終止當日不再納入合併。

2.1 Basis of preparation (continued)

(d) Amendment issued that is not yet mandatorily effective but has been early adopted by the Group (continued)

- HKAS 24 (Revised), 'Related Party Disclosures'. The Group early adopted the partial exemption regarding disclosure requirements for transactions with government-related entities in its annual financial statements for the year ended 31 December 2009. The application of the remainder of the revised standard which amends the definition of related parties will not have significant impact on the Group.

2.2 Consolidation

The consolidated financial statements include the financial statements of the Bank and all of its subsidiaries made up to 31 December.

(1) Subsidiaries

Subsidiaries are all entities (including special purpose entities) over which the Group controls the composition of the Board of Directors, controls more than half of the voting power, holds more than half of the issued capital or by any other means that entitle the Group to govern the financial and operating policies of the entities. The existence and effect of potential voting rights that are currently exercisable or convertible are considered when assessing whether the Group controls another entity. Subsidiaries are fully consolidated from the date on which control is transferred to the Group. They are de-consolidated from the date that control ceases.

財務報表附註 (續) Notes to the Financial Statements (continued)

2. 主要會計政策摘要 (續) 2. Summary of significant accounting policies (continued)

2.2 綜合財務報表 (續)

2.2 Consolidation (continued)

(1) 附屬公司 (續)

(1) Subsidiaries (continued)

(i) 非受共同控制的企業 合併

(i) Business combinations not under common control

由2009年1月1日至
2009年12月31日

From 1 January 2009 to 31 December 2009

在收購附屬公司時，採用購入法進行會計處理。該收購成本以交易日付出的資產、發行的權益性工具及發生或需承擔的負債的公平值，加上收購的直接成本計量。因企業合併而取得的可識別資產、以及承擔的負債和或然負債，均按收購日的公平值初始計量，不需扣除非控制性股東所佔的權益。

The purchase method of accounting is used to account for the acquisition of subsidiaries. The cost of such an acquisition is measured as the fair value of the assets given, equity instruments issued and liabilities incurred or assumed at the date of exchange, plus costs directly attributable to the acquisition. Identifiable assets acquired and liabilities and contingent liabilities assumed in a business combination are measured initially at their fair values as at the acquisition date, irrespective of the extent of any non-controlling interest.

收購成本高於本集團應佔被收購附屬公司可識別淨資產公平值的部分，將被確認為商譽。商譽被禁止作攤銷，反之，應每年進行減值測試。如果收購成本低於本集團應佔被收購附屬公司的可識別淨資產的公平值，差額則直接在綜合收益表中反映。

The excess of the cost of acquisition over the fair value of the Group's share of the identifiable net assets acquired is recorded as goodwill. Amortisation of goodwill is prohibited, instead impairment testing is required annually. If the cost of acquisition is less than the fair value of the Group's share of the identifiable net assets of the subsidiary acquired, the difference is recognised directly in the consolidated income statement.

財務報表附註 (續) **Notes to the Financial Statements (continued)**

2. 主要會計政策摘要 (續) 2. Summary of significant accounting policies (continued)

2.2 綜合財務報表 (續)

2.2 Consolidation (continued)

(1) 附屬公司 (續)

(1) Subsidiaries (continued)

(i) 非受共同控制的企業
合併 (續)

(i) Business combinations not under common control (continued)

由2009年1月1日至
2009年12月31日
(續)

From 1 January 2009 to 31 December 2009 (continued)

非控制權益指外界股東在附屬公司之經營業績及資產淨值中擁有之權益。

Non-controlling interest represent the interests of outside shareholders in the operating results and net assets of subsidiaries.

由2010年1月1日起

From 1 January 2010 onwards

企業收購非受共同控制之附屬公司時，應以收購法進行會計處理。企業合併的代價乃集團因換取被收購公司的控制權，而在收購當日所轉讓的資產的公平值、所產生的負債（包括或然代價安排）、以及所發行的權益。與收購相關的成本會於發生時於收益表內確認。

Acquisitions of businesses not under common control are accounted for using the acquisition method. The consideration transferred in a business combination is the fair values at the acquisition date of the assets transferred, the liabilities incurred (including contingent consideration arrangement) and the equity interests issued by the Group in exchange for control of the acquiree. Acquisition-related costs are expensed in the income statement as incurred.

財務報表附註 (續) Notes to the Financial Statements (continued)

2. 主要會計政策摘要 (續) 2. Summary of significant accounting policies (continued)

2.2 綜合財務報表 (續)

2.2 Consolidation (continued)

(1) 附屬公司 (續)

(1) Subsidiaries (continued)

(i) 非受共同控制的企業 合併 (續)

(i) Business combinations not under common control (continued)

由2010年1月1日起
(續)

From 1 January 2010 onwards (continued)

轉讓的代價、持有被收購公司的非控制權益金額、以及本集團之前已持有被收購公司之權益的公平值(如有)之總和,其高於收購日的被收購可識別資產及需承擔負債的淨值,被計量為商譽。如經評估後,本集團持有被收購公司的可識別淨資產的公平值高於轉讓的代價、持有被收購公司的非控制權益金額、以及本集團之前已持有被收購公司之權益的公平值(如有)之總和,多出的部分將即時於收益表內被確認為優惠收購收益。之後,需對商譽進行減值測試。

Goodwill is measured as the excess of the sum of the consideration transferred, the amount of any non-controlling interests in the acquiree, and the fair value of the Group's previously held equity interest in the acquiree (if any) over the net of the acquisition-date amounts of the identifiable assets acquired and the liabilities assumed. If after assessment, the Group's interest in the fair value of the acquiree's identifiable net assets exceeds the sum of the consideration transferred, the amount of any non-controlling interests in the acquiree and the fair value of the Group's previously held interest in the acquiree (if any), the excess is recognised immediately in income statement as a bargain purchase gain. Subsequently, goodwill is subject to impairment testing.

財務報表附註（續） Notes to the Financial Statements (continued)

2. 主要會計政策摘要（續） 2. Summary of significant accounting policies (continued)

2.2 綜合財務報表（續）

2.2 Consolidation (continued)

(1) 附屬公司（續）

(1) Subsidiaries (continued)

(i) 非受共同控制的企業合併（續）

(i) Business combinations not under common control (continued)

由2010年1月1日起
（續）

From 1 January 2010 onwards (continued)

當集團於企業合併時轉讓的代價包含因或然代價安排而產生的資產或負債時，有關的或然代價將按收購日的公平值計量，並被視為企業合併時所轉讓代價的一部分。符合作為計量期間調整的或然代價的公平值變動，需以追溯方式進行調整，並需於商譽或優惠收購收益內進行相應的調整。計量期間調整是指於計量期間，取得與收購日已存在的事實或情況相關的額外資訊而產生的調整。計量期間不超出收購日起計的一年之內。

以逐項收購為基準，本集團可選擇以公平值或非控制權益按比例攤佔之被收購方之可識別淨資產之公平值，來確認被收購方之非控制權益。

Where the consideration transferred by the Group in a business combination includes assets or liabilities resulting from a contingent consideration arrangement, the contingent consideration is measured at fair value at the acquisition date and considered as part of the consideration transferred in a business combination. Changes in the fair value of the contingent consideration that qualify as measurement period adjustments are adjusted retrospectively, with the corresponding adjustments being made against goodwill or gain on bargain purchase. Measurement period adjustments are adjustments that arise from additional information obtained during the measurement period about facts and circumstances that existed as of the acquisition date. Measurement period does not exceed one year from the acquisition date.

On an acquisition-by-acquisition basis, the Group recognises any non-controlling interests in the acquiree either at fair value or at the non-controlling interests' proportionate share of the fair value of the acquiree's identifiable net assets.

財務報表附註（續） Notes to the Financial Statements (continued)

2. 主要會計政策摘要（續） 2. Summary of significant accounting policies (continued)

2.2 綜合財務報表（續）

2.2 Consolidation (continued)

(1) 附屬公司（續）

(1) Subsidiaries (continued)

(ii) 受共同控制的企業 合併

(ii) Business combinations under common control

合併會計處理會被應用於合併受共同控制之公司。合併會計的原則是按被收購方之業務乃一直由收購方經營的假設，去合併受共同控制的公司。本集團的綜合財務報表之綜合業績，綜合現金流量及綜合財務狀況，會按本銀行與被收購方自最初受到共同控制後，即進行合併的假設而編製（即在合併日不需進行公平值調整）。在合併時的代價與賬面值的差額，將列於其他全面收益內。在編製本集團的綜合財務報表時，對於所有本集團與被收購方之間的交易，不論是在合併前或是在合併後發生，其影響均會被對銷。比較數據乃按被收購方之業務於之前會計結算日經已合併來列示。合併之交易成本會於收益表上被列支為費用。

For combination with a company under common control, the merger accounting method will be applied. The principle of merger accounting is a way to combine companies under common control as though the business of the acquiree had always been carried out by the acquirer. The Group's consolidated financial statements represent the consolidated results, consolidated cash flows and consolidated financial position of the Group as if any such combination had occurred from the date when the Bank and the acquiree first came under common control (i.e. no fair value adjustment on the date of combination is required). The difference between the consideration and carrying amount at the time of combination is recognised in other comprehensive income. The effects of all transactions between the Group and the acquiree, whether occurring before or after the combination, are eliminated in preparing the consolidated financial statements of the Group. Comparative amounts are presented as if the acquiree had been combined at the end of the previous reporting period. The transaction costs for the combination will be expensed in the income statement.

財務報表附註（續） Notes to the Financial Statements (continued)

2. 主要會計政策摘要（續） 2. Summary of significant accounting policies (continued)

2.2 綜合財務報表（續）

2.2 Consolidation (continued)

(1) 附屬公司（續）

集團內部交易、交易餘額、以及未實現收益已被對銷；除非能提供集團內交易所轉讓資產已發生減值的證據，否則未實現損失也將被對銷。如有需要，附屬公司的會計政策會作出適當調整，以確保本集團所採用會計政策的一致性。

於本銀行的資產負債表內，對附屬公司的投資是以成本扣除減值損失準備列賬。本銀行按照已收及應收股息基準確認附屬公司之業績。

(2) 與非控制權益的交易

當已修訂的香港會計準則第27號「綜合及獨立財務報表」生效後，本集團與非控制權益的交易及對失去控制權或重大影響力的會計處理方法的會計政策，於2010年1月1日起有所變更。此次對香港會計準則第27號的修訂包含了隨之對香港會計準則第28號「聯營公司投資」及香港會計準則第31號「合資企業投資」的相應修訂。

(1) Subsidiaries (continued)

Inter-company transactions, balances and unrealised gains on transactions between Group companies are eliminated; unrealised losses are also eliminated unless the transaction provides evidence of impairment of the assets transferred. Where necessary, accounting policies of subsidiaries have been changed to ensure consistency with the policies adopted by the Group.

In the Bank's balance sheet, the investments in subsidiaries are stated at cost less allowance for impairment losses. The results of subsidiaries are accounted for by the Bank on the basis of dividends received and receivable.

(2) Transactions with non-controlling interests

The Group has changed its accounting policy for transactions with non-controlling interests and the accounting for loss of control or significant influence from 1 January 2010 when revised HKAS 27 'Consolidated and Separate Financial Statements' became effective. The revision to HKAS 27 contained consequential amendments to HKAS 28 'Investments in Associates' and HKAS 31 'Interests in Joint Ventures'.

財務報表附註 (續) Notes to the Financial Statements (continued)

2. 主要會計政策摘要 (續) 2. Summary of significant accounting policies (continued)

2.2 綜合財務報表 (續)

2.2 Consolidation (continued)

(2) 與非控制權益的交易 (續)

(2) Transactions with non-controlling interests (continued)

由2009年1月1日至
2009年12月31日

From 1 January 2009 to 31 December 2009

過往，與非控制權益的交易被視為與本集團以外人士進行交易。購入非控制權益與收購附屬公司的處理相同，按情況將有關的商譽或優惠收購收益確認。對於將附屬公司的權益出售予非控制權益，不論此出售會否導致集團對該附屬公司失去控制權，當中的差額：(a)出售權益之所得，及(b)本集團應佔該公司之資產淨值，包括扣除累計減值損失及任何有關之累計外幣換算差額後之收購時商譽，應於收益表內被確認為出售附屬公司之收益或虧損。

Previously transactions with non-controlling interests were treated as transactions with parties external to the Group. Purchases from non-controlling interests were treated in the same manner as the acquisition of subsidiaries, with goodwill or bargain purchase gain being recognised where appropriate. For disposals to non-controlling interests, regardless of whether the disposals would result in the Group losing control over the subsidiaries, the difference between: (a) the proceeds of the sale and, (b) the Group's share of its net assets including goodwill on acquisition net of any accumulated impairment loss and any related accumulated foreign currency translation difference was recognised as disposal gain or loss in income statement.

由2010年1月1日起

From 1 January 2010 onwards

與非控制權益的交易被視為與持有本集團權益者之交易。若從非控制權益購入，付出之代價及攤佔有關附屬公司的淨資產賬面值的差額，於權益內確認。出售權益予非控制權益的收益或虧損，亦需於權益內確認。

The Group treats transactions with non-controlling interests as transactions with equity owners of the Group. For purchases from non-controlling interests, the difference between any consideration paid and the relevant share acquired of the carrying value of net assets of the subsidiary is recognised in equity. Gains or losses on disposals to non-controlling interests are also recognised in equity.

財務報表附註(續) Notes to the Financial Statements (continued)

2. 主要會計政策摘要(續) 2. Summary of significant accounting policies (continued)

2.2 綜合財務報表(續)

2.2 Consolidation (continued)

(2) 與非控制權益的交易
(續)

(2) Transactions with non-controlling interests (continued)

由2010年1月1日起
(續)

From 1 January 2010 onwards (continued)

當本集團對附屬公司失去控制權或重大影響力時，任何保留之權益應以公平值重新計量，賬面值的變動在收益表內確認。該公平值乃日後計量繼續持有該等聯營公司、合資企業或金融資產之保留權益的初始賬面值。此外，過往曾經於其他全面收益內確認之有關該公司的金額，將按本集團直接出售有關資產或負債處理。先前已計入其他全面收益的金額會被重新分類至收益表內。

When the Group ceases to have control or significant influence, any retained interest in the entity is re-measured to its fair value, with the change in carrying amount recognised in income statement. The fair value is the initial carrying amount for the purposes of subsequently accounting for the retained interest as an associate, joint venture or financial asset. In addition, any amounts previously recognised in other comprehensive income in respect of that entity are accounted for as if the Group had directly disposed of the related assets or liabilities. Amounts previously recognised in other comprehensive income are reclassified to income statement.

若對聯營公司的權益減少但影響力保留，只需按比例將過往曾在其他全面收益內確認的金額重新分類至收益表內。

If the ownership interest in an associate is reduced but significant influence is retained, only a proportionate share of the amounts previously recognised in other comprehensive income are reclassified to income statement where appropriate.

財務報表附註（續） Notes to the Financial Statements (continued)

2. 主要會計政策摘要（續） 2. Summary of significant accounting policies (continued)

2.2 綜合財務報表（續）

2.2 Consolidation (continued)

(3) 聯營公司

聯營公司是指本集團對其雖無控制但能夠施加重大影響的實體，通常本集團擁有其20%至50%的表決權。本集團對聯營公司的股權投資按照初始投資成本計量，並採用權益法進行核算。本集團對聯營公司的投資包含扣除累計減值損失後之商譽及任何有關之累計外幣換算差額。

本集團購買聯營公司後，於收益表中確認應佔的購入後收益或虧損，及於儲備內確認應佔的購入後儲備變動，並將於投資成本中調整購買聯營公司後其發生的累計變動。除非本集團已為聯營公司承擔債務或已為其墊付資金，否則本集團在確認應佔聯營公司發生的虧損時，將以投資賬面價值為限。

本集團與聯營公司間交易的未實現收益按本集團在聯營公司的投資比例進行抵銷；除非交易提供了轉讓資產已發生減值的證據，否則未實現損失也將被抵銷。

於本銀行的資產負債表內，對聯營公司的投資是以成本扣除減值損失準備列賬。本銀行按照已收及應收股息基準確認聯營公司之業績。

(3) Associates

Associates are all entities over which the Group has significant influence but not control, generally accompanying a shareholding of between 20% and 50% of the voting rights. Investments in associates are accounted for using the equity method of accounting and are initially recognised at cost. The Group's investment in associates includes goodwill, net of accumulated impairment loss and any related accumulated foreign currency translation difference.

The Group's share of the post-acquisition profits or losses of associates is recognised in the income statement, and its share of post-acquisition movements in reserves is recognised in reserves. The accumulated post-acquisition movements are adjusted against the cost of the investment. When the Group's share of losses in an associate equals or exceeds its interest in the associate, the Group does not recognise further losses unless the Group has incurred obligations or made payments on behalf of the associates.

Unrealised gains on transactions between the Group and its associates are eliminated to the extent of the Group's interest in the associates. Unrealised losses are also eliminated unless the transaction provides evidence of impairment of the asset transferred.

In the Bank's balance sheet the investments in associates are stated at cost less allowance for impairment losses. The results of associates are accounted for by the Bank on the basis of dividends received and receivable.

財務報表附註（續） Notes to the Financial Statements (continued)

2. 主要會計政策摘要（續） 2. Summary of significant accounting policies (continued)

2.3 分類報告

分類的經營業績與呈報予管理委員會的內部報告方式一致，管理委員會乃本集團的總體營運決策核心，負責資源分配及對營運分類的表現評估。在釐定業務分類表現時，將會包括與各分類直接相關的收入及支出。

2.4 外幣換算

本集團各實體的財務報表所載項目均按各實體於主要經濟環境營運的貨幣計量（「功能貨幣」）。本綜合財務報表以港幣列示，即本銀行之功能及呈列貨幣。

外幣交易以交易日之匯率結算所引致的匯兌損益，以及以外幣為本位的貨幣性資產及負債按會計結算日的匯率換算的匯兌損益，均直接於收益表確認。

對於被分類為可供出售，以外幣為本位的貨幣性證券，其公平值變動可分為源自證券攤餘成本變動的兌換差額和證券賬面值的其他兌換變動兩部分。源自證券攤餘成本變動的兌換差額會於收益表內確認，而證券賬面值的其他兌換變動則被確認於其他全面收益。

2.3 Segmental reporting

The operating result of segments are reported in a manner consistent with the internal reporting provided to the Management Committee, which is the chief operating decision maker of the Group, that allocates resources and assesses the performance of operating segments. Income and expenses directly associated with each segment are included in determining business segment performance.

2.4 Foreign currency translation

Items included in the financial statements of each of the Group's entities are measured using the currency of the primary economic environment in which the entity operates (the "functional currency"). The consolidated financial statements are presented in Hong Kong dollars, which is the Bank's functional and presentation currency.

Foreign exchange gains and losses resulting from the settlement of foreign currency transactions using the exchange rates prevailing at the dates of the transactions and monetary assets and liabilities denominated in foreign currencies translated at the rate of exchange at the end of the reporting period are recognised directly in the income statement.

Changes in the fair value of monetary securities denominated in foreign currency classified as available-for-sale are analysed between translation differences resulting from changes in the amortised cost of the securities and other changes in the carrying amount of the securities. Translation differences related to changes in the amortised cost are recognised in the income statement, and other changes in the carrying amount are recognised in other comprehensive income.

財務報表附註（續） Notes to the Financial Statements (continued)

2. 主要會計政策摘要（續） 2. Summary of significant accounting policies (continued)

2.4 外幣換算（續）

對於非貨幣性項目（例如以公平值變化計入損益的股權投資），其兌換差額會作為公平值收益或虧損的一部分。而非貨幣性資產（例如可供出售股權投資）的兌換差額會包含在權益賬的可供出售儲備內。

所有本集團內非以港幣為功能貨幣的實體，其業績及財務狀況按以下方式換算為港幣：

- 資產及負債按會計結算日之收市匯率換算；
- 收入及支出按平均匯率換算；及
- 所有產生之換算差額通過其他全面收益於權益項目下之貨幣換算儲備內確認。

於合併財務報表時，換算對外國實體之淨投資、借款及其他被界定為對沖此投資的貨幣工具所產生之換算差額需列入其他全面收益。當出售該外國實體投資時，此外幣兌換差額需列作為出售收益或虧損的一部分，並確認於收益表內。

2.4 Foreign currency translation (continued)

Translation differences on non-monetary items, such as equities held at fair value through profit or loss, are reported as part of the fair value gain or loss. Translation differences on non-monetary financial assets such as equities classified as available-for-sale are included in the available-for-sale reserve in equity.

The results and financial position of all the Group entities that have a functional currency different from Hong Kong dollars are translated into Hong Kong dollars as follows:

- assets and liabilities are translated at the closing rate at the end of the reporting period;
- income and expenses are translated at average exchange rates; and
- all resulting exchange differences are recognised in the currency translation reserve in equity through other comprehensive income.

On consolidation, exchange differences arising from the translation of the net investment in foreign entities, and of borrowings and other currency instruments designated as hedges of such investments are taken to other comprehensive income. When a foreign entity is sold, such exchange differences are recognised in the income statement, as part of the gain or loss on sale.

財務報表附註（續） Notes to the Financial Statements (continued)

2. 主要會計政策摘要（續） 2. Summary of significant accounting policies (continued)

2.5 衍生金融工具及對沖會計

衍生金融工具以衍生交易合同簽訂當日的公平值進行初始確認，並以公平值進行後續計量。公平值從活躍市場上的公開市場報價中取得，包括最近的市場交易，或通過使用估值方法，包括貼現現金流量分析模型、期權定價模型（如適用）。當公平值為正值時，衍生金融工具將被列為資產；當公平值為負值時，則被列為負債。

初始確認衍生金融工具公平值的最佳證據，就是其交易價格（如付出或收到代價的公平值）。

若干衍生金融工具會嵌藏在其他的金融工具中，當其經濟特徵和風險與主合同沒有緊密關聯，而主合同並非以公平值變化計入損益時，這些嵌藏式衍生金融工具需要單獨以公平值計量，並且其公平值變動計入收益表。

除非衍生金融工具已被界定為用作對沖，並且是屬於有效之對沖工具，則需按對沖會計之要求計量，否則，將被分類為持作交易用途，其公平值變動即時於收益表內確認。

2.5 Derivative financial instruments and hedge accounting

Derivatives are initially recognised at fair value on the date the derivative contract is entered into and are subsequently re-measured at fair value. Fair values are obtained from quoted market prices in active markets, including recent market transactions, and through the use of valuation techniques, including discounted cash flow models and options pricing models, as appropriate. All derivatives are carried as assets when fair value is positive and as liabilities when fair value is negative.

The best evidence of the fair value of a derivative at initial recognition is the transaction price (i.e., the fair value of the consideration given or received).

Certain derivatives embedded in other financial instruments are treated as separate derivatives when their economic characteristics and risks are not closely related to those of the host contract and the host contract is not carried at fair value through profit or loss. These embedded derivatives are measured at fair value with changes in fair value recognised in the income statement.

Derivatives are categorised as held for trading and changes in their fair value are recognised immediately in the income statement unless they are designated as hedges and are effective hedging instruments, then they are subject to measurement under the hedge accounting requirements.

財務報表附註（續） Notes to the Financial Statements (continued)

2. 主要會計政策摘要（續） 2. Summary of significant accounting policies (continued)

2.5 衍生金融工具及對沖會計 （續）

對於被界定為對沖工具，並有效地對沖的衍生金融工具，確認其收益或虧損的方法是按被對沖項目的性質而定。本集團界定若干衍生金融工具為以下其中一項：

- (a) 對沖已確認之資產、負債或為確切承擔之公平值作對沖（公平值對沖）；或
- (b) 對沖與已確認之資產、負債相關，或與高度可能發生的預期交易相關，並高度可能發生的未來現金流的某一特定風險（現金流對沖）。

被界定為此類對沖之衍生金融工具，會採用對沖會計入賬。

本集團於交易發生時會記錄對沖工具與相關被對沖項目之關係、風險管理目的和進行各類對沖交易時所採取之策略。本集團並於對沖活動發生時及期間，評估有關衍生金融工具能否高度有效地抵銷相關被對沖項目之公平值或現金流變動，並作出記錄。此等乃符合採用對沖會計方法處理之先決條件。

2.5 Derivative financial instruments and hedge accounting (continued)

For derivative instruments designated as hedging instrument and are effectively hedged, the method of recognising the resulting fair value gain or loss depends on the nature of the item being hedged. The Group designates certain derivatives as either:

- (a) hedges of the fair value of recognised assets or liabilities or firm commitments (fair value hedge); or
- (b) hedges of a particular risk associated with a highly probable future cash flows attributable to a recognised asset or liability, or a highly probable forecasted transaction (cash flow hedge).

Hedge accounting is used for derivatives designated in this way.

The Group documents at inception the relationship between hedging instruments and hedged items, as well as its risk management objective and strategy for undertaking various hedge transactions. The Group also documents its assessment, both at the hedge inception and on an ongoing basis, of whether the derivatives that are used in hedging transactions are highly effective in offsetting changes in fair values or cash flows of hedged items. These criteria should be met before a hedge can be qualified to be accounted for under hedge accounting.

財務報表附註 (續) Notes to the Financial Statements (continued)

2. 主要會計政策摘要 (續) 2. Summary of significant accounting policies (continued)

2.5 衍生金融工具及對沖會計 (續)

(a) 公平值對沖

被界定為有效之公平值對沖，其衍生金融工具之公平值變動，連同被對沖風險之資產或負債相關之公平值變動，一併於收益表內確認。

當公平值對沖會計被應用於定息金融負債時，金融負債的賬面值會按已被衍生工具對沖的利率風險的公平值變動金額而調整，而不是以攤銷成本列賬，該賬面值的調整與用作對沖之衍生工具的公平值變化，將一併於收益表內確認。

若對沖不再符合對沖會計之要求或對沖關係終止，但並非基於被對沖項目還款等原因而終止確認，則尚未完成攤銷的被對沖項目賬面值調整餘額（即在對沖關係終止時，被對沖項目的賬面值，與假設對沖從沒有存在的情況下的賬面值，兩者之間的差異），將按被對沖項目的剩餘年期，以實際利息法被攤銷至收益表內。如被對沖項目被終止確認，未完成攤銷的賬面值調整餘額將即時於收益表內確認。

2.5 Derivative financial instruments and hedge accounting (continued)

(a) Fair value hedge

Changes in the fair value of derivatives that are designated and qualified as effective fair value hedges are recorded in the income statement, together with any changes in the fair value of the hedged asset or liability that are attributable to the hedged risk.

When fair value hedge accounting is applied to fixed rate financial liabilities, the carrying values of the financial liabilities are adjusted for changes in fair value that are attributable to the interest rate risk being hedged with the derivative instruments rather than carried at amortised cost, such carrying value adjustment is recognised in the income statement together with the changes in fair value of the hedging derivatives.

If the hedge relationship no longer meets the criteria for hedge accounting or is terminated for reasons other than derecognition e.g. due to repayment of the hedged item, the unamortised carrying value adjustment (the difference between the carrying value of the hedged item at the time of termination and the value at which it would have been carried had the hedge never existed) to the hedged item is amortised to the income statement over the remaining life of the hedged item by effective interest method. If the hedged item is derecognised, the unamortised carrying value adjustment is recognised immediately in the income statement.

財務報表附註 (續) Notes to the Financial Statements (continued)

2. 主要會計政策摘要 (續) 2. Summary of significant accounting policies (continued)

2.5 衍生金融工具及對沖會計 (續)

(b) 現金流對沖

對於已被界定為符合採用現金流對沖，並且有效的衍生金融工具，其公平值變動的有效部分將會於其他全面收益內確認。無效部分的收益或虧損即時於收益表內確認。於權益內累計的金額，會於被對沖項目影響損益期間撥入收益表內。

當對沖工具到期或被出售，或當對沖不再符合對沖會計之要求，任何已記入權益的累計收益或虧損仍保留於權益內，直至預期交易最終被確認時，才確認於收益表內。當預期交易預計不會再發生時，累計於權益的收益或虧損會即時被重分類至收益表內。

(c) 淨投資對沖

對海外運作淨投資對沖與現金流對沖的處理方法相似。對沖工具有效對沖部分的收益或虧損，會於其他全面收益內確認；無效部分的收益或虧損即時於收益表內確認。之前於其他全面收益中累計的收益或虧損金額，會於出售海外運作時被重新分類至收益表內。

2.6 金融工具之抵銷

若存在法律上可行使的權利，可對已確認入賬之項目進行抵銷，且有意以淨額方式結算，或將資產變現並同時清償債務，則金融資產及負債可予抵銷，並把淨額於資產負債表內列賬。

2.5 Derivative financial instruments and hedge accounting (continued)

(b) Cash flow hedge

The effective portion of changes in the fair value of derivatives that are designated and qualified as cash flow hedges are recognised in other comprehensive income. The gain or loss relating to the ineffective portion is recognised immediately in the income statement. Amount accumulated in equity is reclassified in the income statement in the periods when the hedged item affects profit or loss.

When a hedging instrument expires or is sold, or when a hedge no longer meets the criteria for hedge accounting, any accumulated gain or loss existing in the equity at that time remains in equity and is recognised when the forecast transaction is ultimately recognised in the income statement. When a forecast transaction is no longer expected to occur, the accumulated gain or loss that was reported in equity is immediately transferred to the income statement.

(c) Net investment hedge

Hedges of net investments in foreign operations are accounted for in a similar way to cash flow hedges. A gain or loss on the effective portion of the hedging instrument is recognised in other comprehensive income; a gain or loss on the ineffective portion is recognised immediately in the income statement. Accumulated gains and losses previously recognised in other comprehensive income are reclassified to income statement upon disposal of the foreign operation.

2.6 Offsetting financial instruments

Financial assets and liabilities are offset and the net amount reported in the balance sheet when there is a legally enforceable right to set off the recognised amounts and there is an intention to settle on a net basis, or realise the asset and settle the liability simultaneously.

財務報表附註（續） Notes to the Financial Statements (continued)

2. 主要會計政策摘要（續） 2. Summary of significant accounting policies (continued)

2.7 利息收入及支出、服務費及佣金收入及支出

所有金融資產和金融負債，其利息收入和支出按實際利息法在收益表中確認。

實際利息法是一種計算金融資產或金融負債的攤餘成本以及在相關期間分攤利息收入或利息支出的方法。實際利率是在金融工具預計到期日或較短期間（如適用）內，將其未來收到或付出的現金流貼現為金融資產或金融負債賬面淨額所使用的利率。在計算實際利率時，本集團在估計未來現金流時，會考慮金融工具的所有合同條款（如提前還款權或為住宅按揭貸款客戶提供的優惠），但不會考慮未來的信用損失。計算範圍包括訂約各方所支付或所收取的費用、溢價或折讓和點子，以及貸款貸出時產生而屬於整體有效利息一部分之相關費用及成本，並於金融工具之預計期限內攤銷為利息收入或支出。

對於所有以利率為被對沖風險的對沖交易，源自定息債務證券或定息後償票據等被對沖工具的利息收入或利息支出，與源自利率互換等對沖工具的利息收入／支出合併，以淨額為基準作出披露。

當一項金融資產或一組類似的金融資產確認減值損失後，會按照計量減值損失時對未來現金流進行貼現時使用的利率，按折減後之價值確認利息收入。而日後釋出之貼現準備亦將確認為利息收入。

2.7 Interest income and expense and fee and commission income and expense

Interest income and expense are recognised in the income statement for all financial assets and financial liabilities using the effective interest method.

The effective interest method is a method of calculating the amortised cost of a financial asset or a financial liability and of allocating the interest income or interest expense over the relevant period. The effective interest rate is the rate that exactly discounts estimated future cash payments or receipts through the expected life of the financial instrument or, when appropriate, a shorter period to the net carrying amount of the financial asset or financial liability. When calculating the effective interest rate, the Group estimates cash flows considering all contractual terms of the financial instrument (e.g. prepayment options or incentives relating to residential mortgage loans) but does not consider future credit losses. The calculation includes fees, premiums or discounts and basis points paid or received between parties to the contract, and directly attributable origination fees and costs which represent an integral part of the effective yield are amortised as interest income or expense over the expected life of the financial instrument.

For all hedge transactions where interest rate is the hedged risk, interest income or interest expense from hedged instruments such as fixed rate debt securities or fixed rate subordinated notes are disclosed on a net basis together with net interest income/expense arising from the hedging instrument such as interest rate swap.

Once a financial asset or a group of similar financial assets has been written down as a result of an impairment loss, interest income is recognised on the written down value using the rate of interest used to discount the future cash flows for the purpose of measuring the impairment loss. Subsequent unwinding of the discount allowance is recognised as interest income.

財務報表附註（續） Notes to the Financial Statements (continued)

2. 主要會計政策摘要（續） 2. Summary of significant accounting policies (continued)

2.7 利息收入及支出、服務費及佣金收入及支出（續）

不屬於整體有效利息一部分的服務費及佣金收入，例如行政費、資產管理費和託管服務費，通常在提供相關服務時，以應計基準按比例地於服務期間內確認。當銀團貸款安排已完成且本集團未保留任何貸款或按其他銀團成員相同的實際利率保留部分貸款時，銀團貸款服務費確認為收入。

2.8 金融資產

本集團將金融資產分為四類：以公平值變化計入損益的金融資產、貸款及應收款、持有至到期日投資和可供出售金融資產。管理層在初始確認時即對金融資產進行分類。金融資產是按持有目的作分類，並以公平值作初始確認。除以公平值變化計入損益的金融資產外，其他金融資產之交易成本均已包含於攤餘成本內。

(1) 以公平值變化計入損益的金融資產

這類金融資產包括兩個細項：持作交易用途的金融資產，以及購入時即界定為以公平值變化計入損益的金融資產。

如果取得該金融資產主要是以短期沽售為目的，或屬於組合一部分並共同管理的可識別金融工具，若有證據表明其短期獲利行為，則被分類為持作交易用途。除被界定為有效對沖工具外，所有衍生金融工具均被分類為持作交易用途類別。

2.7 Interest income and expense and fee and commission income and expense (continued)

Fees and commissions that are not an integral part of the effective yield are recognised on an accrual basis ratably over the period when the related service has been provided, such as administrative fee, asset management fee and custody services fee. Loan syndication fees are recognised as revenue when the related syndication arrangement has been completed and the Group has retained no part of the loan package for itself or has retained a part at the same effective interest rate as that of other participants.

2.8 Financial assets

The Group classifies its financial assets into the following four categories: financial assets at fair value through profit or loss, loans and receivables, held-to-maturity investments and available-for-sale financial assets. Management determines the classification of investments at initial recognition. The classification depends on the purpose for which the financial assets were held. All financial assets are recognised initially at fair value. Except for financial assets carried at fair value through profit or loss, all transaction costs of financial assets are included in their amortised costs.

(1) Financial assets at fair value through profit or loss

This category has two sub-categories: financial assets held for trading, and those designated at fair value through profit or loss at inception.

A financial asset which has been acquired or incurred principally for the purpose of selling in the short term or is part of a portfolio of identified financial instruments that are managed together and for which there is evidence of a recent actual pattern of short-term profit-taking is classified as held-for-trading. Derivatives are also classified as held for trading unless they are designated as effective hedges.

財務報表附註（續） Notes to the Financial Statements (continued)

2. 主要會計政策摘要（續） 2. Summary of significant accounting policies (continued)

2.8 金融資產（續）

2.8 Financial assets (continued)

(1) 以公平值變化計入損益的金融資產（續）

(1) Financial assets at fair value through profit or loss (continued)

除持作交易用途的金融資產外，如能滿足以下條件，金融資產會被管理層界定為以公平值變化計入損益的金融資產：

A financial asset, other than one held for trading, will be designated as a financial asset at fair value through profit or loss, if it meets the criteria set out below, and is so designated by management:

- 可以消除或明顯減少因按不同基準計量金融資產之價值，或確認其收益或虧損，而出現不一致之計量或確認情況（一般被稱為「會計錯配」）；或
- 應用於一組金融資產、金融負債、或兩者兼有的組合，其管理是依據事先書面確立的風險管理或投資策略來運作，其表現是按公平值為基礎來衡量，並向主要管理層作出內部報告；或
- 與包含一個或多個嵌藏式衍生金融工具的金融資產相關，且這些嵌藏式衍生金融工具對該等金融資產的現金流產生重大影響。

- eliminates or significantly reduces a measurement or recognition inconsistency (sometimes referred to as 'an accounting mismatch') that would otherwise arise from measuring the financial assets or recognising the gains and losses on them on different bases; or
- applies to a group of financial assets, financial liabilities or both that is managed and its performance is evaluated on a fair value basis, in accordance with a documented risk management or investment strategy, and information about the group is provided internally on that basis to the key management; or
- relates to financial assets containing one or more embedded derivative that significantly modifies the cash flow resulting from those financial assets.

這些資產以公平值進行初始確認，交易費用直接計入收益表，並以公平值進行後續計量。

These assets are recognised initially at fair value, with transaction costs taken directly to the income statement, and are subsequently re-measured at fair value.

財務報表附註（續） Notes to the Financial Statements (continued)

2. 主要會計政策摘要（續） 2. Summary of significant accounting policies (continued)

2.8 金融資產（續）

(1) 以公平值變化計入損益的金融資產（續）

該等資產的公平值變化所產生的損益（不包括利息部分）計入淨交易性收益／虧損或界定為以公平值變化計入損益之金融工具淨收益／虧損。而利息部分則計入作為利息收入之一部分。此類資產項下之股權工具，其股息於本集團收取股息之權利確定時，於淨交易性收益／虧損內確認。

(2) 貸款及應收款

貸款及應收款是指具有固定或可確定支付金額且不在活躍市場報價的非衍生金融資產，主要包括銀行及其他金融機構結餘及存款、沒有活躍市場的債券投資和客戶貸款及應收款。當本集團直接向債務人提供資金、貨品或服務，而沒有出售應收款的意圖時，本集團將其確認為貸款及應收款。貸款及應收款以公平值加上直接相關的交易費用進行初始入賬，並以使用實際利息法計算的攤餘成本扣除減值損失準備進行後續計量。

2.8 Financial assets (continued)

(1) Financial assets at fair value through profit or loss (continued)

Gains and losses from changes in the fair value of such assets (excluding the interest component) are reported in net trading gain/loss or net gain/loss on financial instruments designated at fair value through profit or loss. The interest component is reported as part of interest income. Dividends on equity instruments of this category are also recognised in net trading gain/loss when the Group's right to receive payment is established.

(2) Loans and receivables

Loans and receivables are non-derivative financial assets with fixed or determinable payments that are not quoted in an active market, including placements with and advances to banks and other financial institutions, investment debt securities without an active market and loans and advances to customers. They arise when the Group provides money, goods or services directly to a debtor with no intention of trading the receivable. They are initially recorded at fair value plus any directly attributable transaction costs and are subsequently measured at amortised cost using the effective interest rate method less allowances for impairment losses.

財務報表附註 (續) Notes to the Financial Statements (continued)

2. 主要會計政策摘要 (續) 2. Summary of significant accounting policies (continued)

2.8 金融資產 (續)

2.8 Financial assets (continued)

(3) 持有至到期日投資

(3) Held-to-maturity

分類為持有至到期日投資類別是指能於活躍市場中買賣，並擁有固定或可確定之還款額及還款期，以及本集團管理層有意向及能力持有至到期日之金融資產。如本集團出售持有至到期日資產中多於不重大部分，則整個資產類別將受到影響，需要重新分類至可供出售金融資產。持有至到期日投資以公平值加上直接相關的交易費用進行初始入賬，並以實際利息法計算的攤餘成本扣除減值損失準備進行後續計量。

Financial assets classified as held-to-maturity are those traded in active markets, with fixed or determinable payments and fixed maturities that the Group's management has both the positive intention and the ability to hold to maturity. Were the Group to sell other than an insignificant amount of held-to-maturity assets, the entire category would be tainted and reclassified as available-for-sale. They are initially recorded at fair value plus any directly attributable transaction costs, and are subsequently measured at amortised cost using the effective interest method less allowances for impairment losses.

(4) 可供出售金融資產

(4) Available-for-sale

可供出售金融資產包括界定為此類的金融資產以及不屬於以上分類的金融資產。此等金融資產的持有期限不確定，有可能依據流動資金需求或利率、匯率及權益價格的變動而被出售。

Financial assets classified as available-for-sale are those that are either designated as such or are not classified in any of the other categories. They are intended to be held for an indefinite period of time, which may be sold in response to needs for liquidity or changes in interest rates, exchange rates or equity prices.

財務報表附註（續） Notes to the Financial Statements (continued)

2. 主要會計政策摘要（續） 2. Summary of significant accounting policies (continued)

2.8 金融資產（續）

2.8 Financial assets (continued)

(4) 可供出售金融資產（續）

(4) Available-for-sale (continued)

可供出售金融資產以公平值加上直接相關的交易所費用進行初始入賬，並以公平值進行後續計量。因該等投資之公平值變化而產生之未實現收益或虧損直接確認在其他全面收益中；當該類金融資產被出售或減值時，之前確認於權益儲備中的累計收益或虧損將轉入收益表內。惟包括折溢價攤銷的利息收入將按照實際利息法計算確認在收益表中。分類為可供出售之股權工具，其股息於本集團收取股息之權利確定時於其他經營收入內確認。

Available-for-sale financial assets are initially recorded at fair value plus any directly attributable transaction costs, and are subsequently measured at fair value. Unrealised gains and losses arising from changes in the fair value of investments are recognised directly in other comprehensive income, until the financial asset is disposed of or impaired at which time the accumulated gain or loss previously recognised in equity should be transferred to the income statement. However, interest which includes the amortisation of premium and discount is calculated using the effective interest method and is recognised in the income statement. Dividends on equity instruments classified as available-for-sale are recognised in other operating income when the Group's right to receive payment is established.

2.9 金融負債

2.9 Financial liabilities

本集團按以下類別分類金融負債：交易性負債、界定為以公平值變化計入損益的金融負債、存款、已發行債務證券、後償負債及其他負債。所有金融負債於交易發生時界定其分類並以公平值進行初始確認。

The Group classifies its financial liabilities under the following categories: trading liabilities, financial liabilities designated at fair value through profit or loss, deposits, debt securities in issue, subordinated liabilities, and other liabilities. All financial liabilities are classified at inception and recognised initially at fair value.

(1) 交易性負債

(1) Trading liabilities

旨在短期內購回之金融負債被分類為持作交易用途之負債。除被界定為有效對沖工具外，所有衍生金融工具均被分類為持作交易用途類別。交易性負債以公平值列賬，公平值之變動所產生的收益或虧損確認於收益表內。

A financial liability is classified as held for trading if it is incurred principally for the purpose of repurchasing in the short term. Derivatives are also classified as held for trading unless they are designated as effective hedges. It is measured at fair value and any gains and losses from changes in fair value are recognised in the income statement.

財務報表附註（續） Notes to the Financial Statements (continued)

2. 主要會計政策摘要（續） 2. Summary of significant accounting policies (continued)

2.9 金融負債（續）

(2) 界定為以公平值變化計入損益的金融負債

金融負債於交易時被界定為以公平值變化計入損益之金融負債。被界定為此類別之金融負債包括若干已發行之存款證及若干嵌藏衍生金融工具之客戶存款。符合以下條件之金融負債一般會被界定為此類別：

- 可以消除或明顯減少因按不同基準計量金融負債之價值，或確認其收益或虧損，而出現不一致之計量或確認情況（一般被稱為「會計錯配」）；或
- 應用於一組金融資產、金融負債、或兩者兼有的組合，其管理是依據事先書面確立的風險管理或投資策略來運作，其表現是按公平值為基礎來衡量，並向主要管理層作出內部報告；或
- 與包含一個或多個嵌藏式衍生金融工具的金融負債相關，且這些嵌藏式衍生金融工具對該等金融負債的現金流產生重大影響。

被界定為以公平值變化計入損益的金融負債以公平值列賬，因公平值變化而產生之收益或虧損確認於收益表內。

2.9 Financial liabilities (continued)

(2) Financial liabilities designated at fair value through profit or loss

A financial liability can be designated at fair value through profit or loss if it is so designated at inception. Financial liabilities so designated include certain certificates of deposit issued and certain deposits received from customers that are embedded with derivatives. A financial liability is typically so designated if it meets the following criteria:

- eliminates or significantly reduces a measurement or recognition inconsistency (sometimes referred to as 'an accounting mismatch') that would otherwise arise from measuring the financial liabilities or recognising the gains and losses on them on different bases; or
- applies to a group of financial assets, financial liabilities or both that is managed and its performance is evaluated on a fair value basis, in accordance with a documented risk management or investment strategy, and information about the group is provided internally on that basis to the key management; or
- relates to financial liabilities containing one or more embedded derivative that significantly modifies the cash flow resulting from those financial liabilities.

Financial liabilities designated at fair value through profit or loss are measured at fair value and any gains and losses from changes in fair value are recognised in the income statement.

財務報表附註（續） Notes to the Financial Statements (continued)

2. 主要會計政策摘要（續） 2. Summary of significant accounting policies (continued)

2.9 金融負債（續）

(3) 存款、已發行債務證券、後償負債及其他負債

除被分類為交易性負債或以公平值變化計入損益的金融負債外，其他存款、已發行債務證券、後償負債及其他負債均以攤餘成本列賬。扣除交易費用後之淨收款和贖回價值的差額（如有），按照實際利息法於期內在收益表中確認。

2.10 金融工具的確認和終止

以公平值變化計入損益之金融資產、可供出售及持有至到期日之投資，其買賣會於交易當日（即本集團購入或售出资產當日）確認。貸款及應收款（沒有活躍市場的投資證券除外）於付出現金予借款人時確認。在該等金融資產取得現金流之權利完結或本集團已轉讓所有風險及回報時，則終止對該等金融資產之確認。

交易性負債、被界定為以公平值變化計入損益的金融負債、及已發行債務證券於交易當日確認。交易性負債以外的存款在收到客戶款項時確認，而其他負債於有關責任產生時確認。只有當合約中的指定責任被履行、取消或到期，該金融負債才可從資產負債表上終止確認。如本集團回購本身的債務，則該債務將從資產負債表上終止，而該債務之賬面值及支付金額的差額被確認為淨交易性收益／虧損。

2.9 Financial liabilities (continued)

(3) Deposits, debt securities in issue, subordinated liabilities and other liabilities

Deposits and debt securities in issue other than those classified as trading liabilities or designated at fair value through profit or loss, together with subordinated liabilities and other liabilities are carried at amortised cost. Any difference (if available) between proceeds net of transaction costs and the redemption value is recognised in the income statement over the period using the effective interest method.

2.10 Recognition and de-recognition of financial instruments

Purchases and sales of financial assets at fair value through profit or loss, available-for-sale and held-to-maturity investments are recognised on the trade date, the date on which the Group purchases or sells the assets. Loans and receivables (except investment securities without an active market) are recognised when cash is advanced to the borrowers. Financial assets are derecognised when the rights to receive cash flows from the financial assets have expired or where the Group has transferred substantially all risks and rewards of ownership.

Trading liabilities, financial liabilities designated at fair value through profit or loss and debt securities in issue are recognised on the trade date. Deposits that are not trading liabilities are recognised when money is received from customers, other liabilities are recognised when such obligations arise. Financial liabilities are de-recognised from the balance sheet when and only when the obligation specified in the contract is discharged, cancelled or expired. If the Group purchases its own debt, it is removed from the balance sheet, and the difference between the carrying amount of a liability and the consideration paid is included in net trading gain/loss.

財務報表附註（續） Notes to the Financial Statements (continued)

2. 主要會計政策摘要（續） 2. Summary of significant accounting policies (continued)

2.10 金融工具的確認和終止 （續）

售出予交易對手之證券及票據，如根據回購協議，附有按預定價格並於將來指定時間回購之責任稱為「回購」。而向交易對手購入之證券及票據，如根據回售協議，附有按預定價格於將來指定時間再出售予交易對手之責任則稱為「反向回購」。

「回購」或借出證券於初始時按已向交易對手所取得之實際現金額，列賬於應付銀行款項或銀行及其他金融機構之存款及結餘（如適用）。用作抵押回購協議之金融資產應列為投資證券或以公平值變化計入損益的金融資產。「反向回購」或借入證券則於初始時按已付予交易對手之實際現金額，於資產負債表內列為庫存現金及應收銀行款項或銀行及其他金融機構存款（如適用）。於反向回購協議下所收到用作抵押之金融資產將不會列於資產負債表上。出售價與回購價之差額則以實際利息法於協議年期內分期確認為利息收入或利息支出。

2.11 釐定金融工具之公平值

於活躍市場內具報價之金融資產及金融負債，其公平值乃分別按當時之買盤價及當時之賣盤價釐定。若金融資產及金融負債所處之市場並不活躍（包括非上市證券），本集團會以估值方法釐定其公平值，包括運用當時之公平市場交易、貼現現金流量分析、定價模型及其他市場參與者通用之估值方法。

2.10 Recognition and de-recognition of financial instruments (continued)

Securities and bills sold to a counter-party with an obligation to repurchase at a pre-determined price on a specified future date under a repurchase agreement are referred to as Repos. Securities and bills purchased from a counter-party with an obligation to re-sell to the counter-party at a pre-determined price on a specified future date under a resale agreement are referred to as Reverse repos.

Repos or securities lending are initially recorded as due to banks, placements from banks and other financial institutions, as appropriate, at the actual amount of cash received from the counter-party. The financial assets used to collateralise repurchase agreements are recorded as investment securities or financial assets at fair value through profit or loss. Reverse repos or securities borrowing are initially recorded in the balance sheet as cash and due from banks or placements with banks and other financial institutions, as appropriate, at the actual amount of cash paid to the counter-party. The financial assets received as collateral under reverse repurchase agreements are not recorded on the balance sheet. The difference between sale and repurchase price is recognised as interest income or interest expense over the life of the agreements using the effective interest method.

2.11 Determination of fair value of financial instruments

The fair values of financial assets and financial liabilities that are quoted in active markets are based on current bid prices and current ask prices respectively. If the market for financial assets and financial liabilities is not active (such as unlisted securities), the Group establishes fair value by using valuation techniques. These include the use of recent arm's length transactions, discounted cash flow analysis, option pricing models and other valuation techniques commonly used by market participants.

財務報表附註（續） Notes to the Financial Statements (continued)

2. 主要會計政策摘要（續） 2. Summary of significant accounting policies (continued)

2.12 貴金屬

貴金屬包括黃金、銀及其他貴金屬。貴金屬以其公平值初始確認，其後再按會計結算日之市價重新計量。貴金屬於進行市場劃價後所產生之收益或虧損，將包括於淨交易性收益／虧損內。

2.12 Precious metals

Precious metals comprise gold, silver and other precious metals. Precious metals are initially recognised at fair value and subsequently re-measured at their respective market prices as at the end of the reporting period. Mark-to-market gains or losses on precious metals are included in net trading gain/loss.

2.13 金融資產減值

本集團於每個會計結算日對個別或一組金融資產是否存在減值的客觀證據進行評估。當有客觀減值證據表明金融資產在初始確認後因發生一項或多項事件（「損失事件」），且該損失事件對可靠估計該項金融資產或該組金融資產的預計未來現金流產生影響時，則該項或該組金融資產被認為已發生減值並出現減值損失。顯示個別或一組金融資產可能出現減值之客觀證據包括本集團已注意到相關可供觀察資料之以下可能出現之損失事件：

2.13 Impairment of financial assets

The Group assesses as at the end of each reporting period whether there is objective evidence that a financial asset or group of financial assets is impaired. A financial asset or a group of financial assets is impaired and impairment losses are incurred if, and only if, there is objective evidence of impairment as a result of one or more events that occurred after the initial recognition of the asset (a "loss event") and that loss event (or events) has an impact on the estimated future cash flows of the financial asset or group of financial assets that can be reliably estimated. Objective evidence that a financial asset or group of assets may be impaired includes observable data that comes to the attention of the Group about the following probable loss events:

- | | |
|---|---|
| (i) 發行人或欠債人遇到嚴重財政困難； | (i) significant financial difficulty of the issuer or obligor; |
| (ii) 違約，例如逾期或拖欠利息或本金還款； | (ii) a breach of contract, such as a default or delinquency in interest or principal payment; |
| (iii) 因應與借款人之財政困難相關之經濟或法律原因，本集團給予借款人在一般情況下放款人不予考慮之優惠條件； | (iii) the Group granting to the borrower, for economic or legal reasons relating to the borrower's financial difficulty, a concession that the lender would not otherwise consider; |
| (iv) 借款人有可能破產或進行其他財務重組； | (iv) it becoming probable that the borrower will enter into bankruptcy or other financial reorganisation; |
| (v) 因財政困難致使該金融資產之活躍市場消失或其投資評級被降至投資級別以下；或 | (v) the disappearance of an active market or downgrading below investment grade level for that financial asset because of financial difficulties; or |

財務報表附註（續） Notes to the Financial Statements (continued)

2. 主要會計政策摘要（續） 2. Summary of significant accounting policies (continued)

2.13 金融資產減值（續）

(vi) 可察覺的資料顯示某一金融資產組合所產生之未來預計現金流量將較最初確認時有可量度之下降，雖然有關下降並未能明確為該組合內之個別金融資產。資料包括：

- 該組合之供款人之還款狀況有不利轉變；或
- 與該組合資產之逾期還款相關之全國性或本地經濟狀況。

(1) 以攤餘成本計量的資產

本集團首先對單項金額重大的金融資產是否存在減值的客觀證據進行個別評估。如果本集團沒有發現客觀證據表明進行個別評估的金融資產存在減值情況，本集團將其連同其他單項金額不重大的金融資產或尚未識別減值的金融資產包括在具有類似信用風險特徵的金融資產組別中，進行組合減值評估。經個別進行減值評估並且已確認或繼續確認減值損失的資產，不再納入組合減值評估的範圍。

2.13 Impairment of financial assets (continued)

(vi) observable data indicating that there is a measurable decrease in the estimated future cash flows from a group of financial assets since the initial recognition of those assets, although the decrease cannot yet be identified with the individual financial assets in the group, including:

- adverse changes in the payment status of borrowers in the group; or
- national or local economic conditions that correlate with defaults on the assets in the group.

(1) Assets carried at amortised cost

The Group first assesses whether objective evidence of impairment exists individually for financial assets that are individually significant. If the Group determines that no objective evidence of impairment exists for an individually assessed financial asset, it includes the asset in a group of financial assets with similar credit risk characteristics and collectively assesses them for impairment together with all other financial assets that are not individually significant or for which impairment has not yet been identified. Assets that are individually assessed for impairment and for which an impairment loss is or continues to be recognised are not included in a collective assessment of impairment.

財務報表附註（續） Notes to the Financial Statements (continued)

2. 主要會計政策摘要（續） 2. Summary of significant accounting policies (continued)

2.13 金融資產減值（續）

(1) 以攤餘成本計量的 資產（續）

如果有客觀證據表明貸款及應收款或持有至到期日投資已發生減值損失，則其減值損失將按照該資產的賬面金額與該金融資產按原來實際利率貼現後的預計未來現金流（不包括尚未發生的未來信用損失）的現值之間的差額進行計量。減值損失通過使用準備金來減少該資產的賬面金額，並確認於收益表內。如果貸款或持有至到期日投資為浮動利率，用於計量減值損失的貼現率為按合約確定的當前實際利率。實務上，本集團亦可以採用觀察到的市場價值確定某項金融工具的公平值，並以此作為基準計算減值。

附有抵押品的金融資產之預計未來現金流的現值包含按照止贖抵押品的價值扣除獲取和出售該抵押品之成本後的現金流。

本集團在進行組合減值評估時，將根據信用風險特徵的相似性和相關性對金融資產進行分組。此等特徵與預計該等資產組合之未來現金流相關，可以反映債務人按照該等被評估資產的合約條款償還所有到期金額的能力。

2.13 Impairment of financial assets (continued)

(1) Assets carried at amortised cost (continued)

If there is objective evidence that an impairment loss on loans and receivables or held-to-maturity investments has been incurred, the amount of the loss is measured as the difference between the asset's carrying amount and the present value of estimated future cash flows (excluding future credit losses that have not been incurred) discounted at the financial asset's original effective interest rate. The carrying amount of the asset is reduced through the use of an allowance account and the amount of the loss is recognised in the income statement. If a loan or held-to-maturity investment has a variable interest rate, the discount rate for measuring any impairment loss is the current effective interest rate determined under the contract. As a practical expedient, the Group may measure impairment on the basis of an instrument's fair value using an observable market price.

The calculation of the present value of the estimated future cash flows of a collateralised financial asset reflects the cash flows that may result from foreclosure less costs for obtaining and selling the collateral.

For the purposes of a collective assessment of impairment, financial assets are grouped on the basis of similar and relevant credit risk characteristics. Those characteristics are relevant to the estimation of future cash flows for groups of such assets by being indicative of the debtors' ability to pay all amounts due according to the contractual terms of the assets being evaluated.

財務報表附註 (續) Notes to the Financial Statements (continued)

2. 主要會計政策摘要 (續) 2. Summary of significant accounting policies (continued)

2.13 金融資產減值 (續)

(1) 以攤餘成本計量的資產 (續)

對一組金融資產進行組合減值評估測算時，其預計未來現金流乃按該組資產的合約現金流以及於本集團內與該組金融資產具有類似信用風險特徵的資產的歷史損失經驗為基準。以上歷史損失經驗將根據當期可觀察數據進行調整，以反映並不會影響該段歷史損失期間的當前情況，及從歷史損失經驗數據中移除那些當期已不存在的影響事項。

當貸款無法收回時，在完成所有必要程序及確定損失金額後，本集團對該等貸款進行撤銷，沖減相應的貸款損失減值準備。撤銷後收回的貸款金額沖減在收益表中列支的貸款減值損失。

如果在以後的會計報表期間，減值損失的金額減少，且該等減少與確認減值後發生的事件有客觀關聯（例如債務人信用評級的改善），則之前已確認的減值損失將通過調整準備金予以回撥，回撥的金額於收益表內確認。

當貸款條款經重新商訂後與原來出現重大差異時，該貸款不再被視為逾期貸款，而作為新貸款處理。

2.13 Impairment of financial assets (continued)

(1) Assets carried at amortised cost (continued)

Future cash flows in a group of financial assets that are collectively evaluated for impairment are estimated on the basis of the contractual cash flows of the assets in the group and historical loss experience for assets with credit risk characteristics similar to those in the group. Historical loss experience is adjusted on the basis of current observable data to reflect the effects of current conditions that did not affect the period on which the historical loss experience is based and to remove the effects of conditions in the historical period that do not exist currently.

When a loan is uncollectible, it is written off against the related allowance for impairment losses. Such loans are written off after all the necessary procedures have been completed and the amount of the loss has been determined. Subsequent recoveries of amounts previously written off decrease the amount of impairment losses in the income statement.

If, in a subsequent period, the amount of allowance for impairment losses decreases and the decrease can be related objectively to an event occurring after the impairment loss was recognised (such as an improvement in the debtor's credit rating), the previously recognised impairment loss is reversed by adjusting the allowance account. The amount of the reversal is recognised in the income statement.

Loans whose terms have been renegotiated with substantial difference in the terms are no longer considered to be past due but are treated as new loans.

財務報表附註（續） Notes to the Financial Statements (continued)

2. 主要會計政策摘要（續） 2. Summary of significant accounting policies (continued)

2.13 金融資產減值（續）

(2) 被分類為可供出售的資產

如可供出售金融資產存在減值證據時，其累計虧損 — 即其購入成本或攤餘成本與現時公平值之差額，扣除該金融資產之前已記入收益表內之累計減值損失 — 需從權益儲備撥轉至收益表內。對於被界定為可供出售的股權投資，在決定其是否出現減值時，會考慮其公平值是否嚴重地或長期地低於其成本。如日後被分類為可供出售金融資產之債務工具之公平值增加，並與收益表確認減值後發生之事項有客觀關聯，有關之減值損失將於收益表內回撥。至於股權工具方面，之後的公平值變化會透過其他全面收益確認於可供出售證券公平值變動儲備，減值損失不會通過收益表回撥。

2.13 Impairment of financial assets (continued)

(2) Assets classified as available-for-sale

If evidence of impairment exists for available-for-sale financial assets, the accumulated losses, measured as the difference between the acquisition cost or amortised cost and the current fair value, less any impairment loss on that financial asset previously recognised in the income statement, is removed from equity and recognised in the income statement. In the case of equity investments classified as available-for-sale, a significant or prolonged decline in the fair value of the security below its cost is considered in determining whether the assets are impaired. If, in a subsequent period, the fair value of a debt instrument classified as available-for-sale increases and the increase can be objectively related to an event occurring after the impairment loss was recognised in the income statement, the impairment loss is reversed through the income statement. With respect to equity instruments, further fair value changes are recognised in the reserve for fair value change of available-for-sale securities through other comprehensive income. Impairment losses are not reversed through the income statement.

財務報表附註 (續) Notes to the Financial Statements (continued)

2. 主要會計政策摘要 (續) 2. Summary of significant accounting policies (continued)

2.14 對附屬公司及聯營公司之投資及非金融資產之減值

使用壽命無限或尚未投入使用之資產並不會被攤銷，但會每年進行減值測試。對於已進行攤銷之資產，如因發生事件或情況已改變，並顯示該等資產之賬面值或將無法被收回，則會進行減值重檢。資產的賬面值超過其可收回金額的部分會被確認為減值損失。可收回金額是指資產的公平值扣除出售成本後與其使用價值的較高者。為作出減值評估，資產乃按其最小的可分開識別現金流(現金產出單元)層次分類。於每一財務報告日，會對已發生減值的資產進行重檢以確定需否回撥。

2.15 財務擔保合約

財務擔保合約是指簽發人需要在指定的債務人未能根據持有人與債務人之間的債務合約條款履行還款責任時，需向持有人償付因此產生的指定損失金額。

財務擔保合約以合約簽發當日的公平值於財務報表內初始確認為金融負債並列在「其他賬項及準備」項下。其後本集團之責任按以下兩者之較高者計量：(i)根據香港會計準則第37號「準備、或然負債及或然資產」釐定之金額；及(ii)初始確認之金額減按直線法於擔保有效期內確認之累計攤銷(如適用)。財務擔保合約負債的變動則於收益表中確認。

2.14 Impairment of investment in subsidiaries and associates and non-financial assets

Assets that have an indefinite useful life or are not yet available for use are not subject to amortisation, but are tested annually for impairment. Assets that are subject to amortisation are reviewed for impairment whenever events or changes in circumstances indicate that the carrying amount may not be recoverable. An impairment loss is recognised for the amount by which the asset's carrying amount exceeds its recoverable amount. The recoverable amount is the higher of an asset's fair value less costs to sell and value in use. For the purposes of assessing impairment, assets are grouped at the lowest levels for which there are separately identifiable cash flows (cash generating units). Assets that suffered impairment are reviewed for possible reversal of the impairment at each reporting date.

2.15 Financial guarantee contracts

Financial guarantee contracts are contracts that require the issuer to make specified payments to reimburse the holder for a loss it incurs because a specified debtor fails to make payments when due, in accordance with the terms of a contract between the holder and the debtor.

Financial guarantees are initially recognised as financial liabilities and reported under "Other accounts and provisions" in the financial statements at fair value on the date the guarantee was given. Subsequent to initial recognition, the Group's liabilities under such guarantees are measured at the higher of (i) the amount determined in accordance with HKAS 37 "Provisions, Contingent Liabilities and Contingent Assets" and (ii) the amount initially recognised less, where appropriate, accumulated amortisation recognised over the life of the guarantee on a straight-line basis. Any changes in the liability relating to financial guarantees are taken to the income statement.

財務報表附註（續） Notes to the Financial Statements (continued)

2. 主要會計政策摘要（續） 2. Summary of significant accounting policies (continued)

2.16 房產、設備、固定設施及裝置

房產主要包括分行及辦公樓。房產需定期但最少每年以取自外間獨立估價師之公平值扣除隨後發生之折舊額列示。重估當日之累計折舊額需先沖銷資產之賬面毛值，沖減後之淨額則重新調整至該資產之重估價值。相隔期間由董事參考相近物業之公開市值以檢討房產之賬面值，如董事認為該房產價值有重大變動則會作出相應調整。所有設備、固定設施及裝置均以扣除累計折舊及減值後之成本列賬。成本包括因取得及安裝該項目而直接產生之費用。

與資產有關的後續支出，只有當其產生的未來經濟利益很可能流入本集團，並且該支出能夠可靠地計量時，才能將其計入資產的賬面價值或作為單獨的一項資產進行確認（如適當）。該等後續支出以扣除減值後之成本列賬直至其開始產生經濟利益，之後則根據相關資產之後續計量基準進行計量。所有其他修理及維護費用均在發生時計入當期收益表。

房產重估後之賬面增值通過其他全面收益撥入房產重估儲備中。與同一個別資產早前之增值作對銷之減值部分，通過其他全面收益於房產重估儲備中扣減；餘下之減值額則確認於收益表內。其後任何增值將撥入收益表（以早前扣減之金額為限），然後撥至房產重估儲備內。出售房產時，房產重估儲備中與先前估值有關之已實現部分，將從房產重估儲備撥轉至留存盈利。

2.16 Premises, equipment, fixtures and fittings

Premises comprise primarily branches and offices. Premises are shown at fair value based on periodic, but at least annually, valuations by external independent valuers less subsequent depreciation. Any accumulated depreciation at the date of revaluation is eliminated against the gross carrying amount of the asset and the net amount is restated to the revalued amount of the asset. In the intervening periods, the directors review the carrying amount of premises, by reference to the open market value of similar properties, and adjustments are made when there has been a material change. All equipment, fixtures and fittings are stated at historical cost less accumulated depreciation and impairment. Historical cost includes expenditures that are directly attributable to the acquisition and installation of the items.

Subsequent costs are included in an asset's carrying amount or are recognised as a separate asset, as appropriate, only when it is probable that future economic benefits associated with the item will flow to the Group and the cost of the item can be measured reliably. The item is stated at cost less impairment until it begins to generate economic benefits, then the item is subsequently measured according to the measurement basis of its respective assets class. All other repairs and maintenance costs are charged to the income statement during the financial period in which they are incurred.

Increases in the carrying amount arising on revaluation of premises are credited to the premises revaluation reserve through other comprehensive income. Decreases that offset previous increases of the same individual asset are charged against premises revaluation reserve through other comprehensive income; all other decreases are expensed in the income statement. Any subsequent increases are credited to the income statement up to the amount previously debited, and then to the premises revaluation reserve. Upon disposal of premises, the relevant portion of the premises revaluation reserve realised in respect of previous valuations is released and transferred from the premises revaluation reserve to retained earnings.

財務報表附註 (續) Notes to the Financial Statements (continued)

2. 主要會計政策摘要 (續) 2. Summary of significant accounting policies (continued)

2.16 房產、設備、固定設施及裝置 (續)

折舊以直線法，將資產之成本值或重估值於其如下估計可用年限內攤銷：

- 房產
按租約餘期
- 設備、固定設施及裝置
3至15年之間

本集團在每個會計結算日重檢資產的可用年限，並已按適當情況作出調整。

在每個會計結算日，源自內部及外界之資料均會被用作評定房產、設備、固定設施及裝置是否出現減值之跡象。如該跡象存在，則估算資產之可收回價值，及在合適情況下將減值損失確認以將資產減至其可收回價值。該等減值損失在收益表內確認，但假若某資產乃按估值列賬，而減值損失又不超過同一資產之重估盈餘，此等損失則當作重估減值。可收回價值指該資產之公平值扣除出售成本後之金額，與其使用價值之較高者。減值損失會按情況於房產重估儲備或收益表內回撥。

出售之收益及虧損是按扣除稅項及費用之出售淨額與有關資產賬面值之差額而釐定，並於收益表內確認。

2.16 Premises, equipment, fixtures and fittings (continued)

Depreciation is calculated on the straight-line method to write down the cost or revalued amount of such assets over their estimated useful lives as follows:

- | | |
|------------------------------------|------------------------------------|
| • Premises | Over the remaining period of lease |
| • Equipment, fixtures and fittings | 3-15 years |

The useful lives of assets are reviewed, and adjusted if appropriate, as at the end of each reporting period.

At the end of each reporting period, both internal and external sources of information are considered to determine whether there is any indication that premises, equipment, fixtures and fittings are impaired. If any such indication exists, the recoverable amount of the asset is estimated and where relevant, an impairment loss is recognised to reduce the asset to its recoverable amount. Such impairment loss is recognised in the income statement except where the asset is carried at valuation and the impairment loss does not exceed the revaluation surplus for that same asset, in which case it is treated as a revaluation decrease. The recoverable amount is the higher of the asset's fair value less costs to sell and value in use. Impairment loss is reversed through the premises revaluation reserve or income statement as appropriate.

Gains and losses on disposals are determined by comparing proceeds with carrying amount, relevant taxes and expenses. These are recognised in the income statement.

財務報表附註（續） Notes to the Financial Statements (continued)

2. 主要會計政策摘要（續） 2. Summary of significant accounting policies (continued)

2.17 投資物業

持作賺取長期租金收益或資本增值或兩者兼備者，且並非集團旗下各公司所佔用之物業，均列作投資物業。出租予本集團內公司之物業，於個別公司之財務報表中分類為投資物業，及於綜合財務報表中分類為房產。若經營租賃中之土地部分符合投資物業之其他定義，則需列作為投資物業。經營租賃當為融資租賃處理。

投資物業最初以成本值（包括相關交易成本）計量。經初始確認後，投資物業按專業估價師之公開市值為基礎之公平值入賬。若沒有公開市值的相關資料，則會使用其他估值方法代替，例如在較不活躍市場的最近價格或貼現現金流量估算。這些估值均以國際估值準則委員會頒佈的指引進行。

只有在與項目相關的未來經濟利益有可能流入本集團，並能夠可靠地計量項目成本的情況下，本集團才會將其後續支出計入為資產賬面值之一部分。該等後續支出以扣除減值後之成本列賬，並包括於投資物業的賬面值內。若其後開始產生經濟利益，則以公平值計量。所有其他修理及維護費用均需於產生時確認於當期收益表內。

2.17 Investment properties

Properties that are held for long-term rental yields or for capital appreciation or both, and that are not occupied by the companies in the Group, are classified as investment properties. Properties leased out within Group companies are classified as investment properties in individual companies' financial statements and as premises in consolidated financial statements. Land held under operating lease is classified and accounted for as investment property when the rest of the definition of investment property is met. The operating lease is accounted for as if it is a finance lease.

Investment properties are recognised initially at cost, including related transaction costs. After initial recognition, investment properties are measured at fair value assessed by professional valuers on the basis of open market value. If this information is not available, alternative valuation methods are used such as recent prices on less active markets or discounted cash flow projections. These valuations are performed in accordance with the guidance issued by the International Valuation Standards Committee.

Subsequent expenditure is charged to the asset's carrying amount only when it is probable that future economic benefits associated with the item will flow to the Group and the cost of the item can be measured reliably. The item is stated at cost less impairment and is included in the carrying amount of investment properties. Once the item begins to generate economic benefits, it is then measured at fair value. All other repairs and maintenance costs are expensed in the income statement during the financial period in which they are incurred.

財務報表附註（續） Notes to the Financial Statements (continued)

2. 主要會計政策摘要（續） 2. Summary of significant accounting policies (continued)

2.17 投資物業（續）

任何公平值之變動會直接於收益表內反映。

倘投資物業改為自用，則重新分類為房產，而就會計用途而言，其於重新分類日期之公平值成為其成本值。倘房產項目因其用途改變而成為投資物業，則根據香港會計準則第16號「物業、廠房及設備」將此項目於轉讓日之賬面值與公平值間任何差額於其他全面收益中確認為房產重估。惟若公平值增值抵銷以往之重估損失或減值損失，該增值則於收益表內確認，並以過往已確認的損失金額為限。

2.18 租賃

(1) 經營租賃

經營租賃是指實質上由出租人保留擁有資產之絕大部分風險及回報之租賃。經營租賃之總租金款額(扣除自出租人收取之任何回扣額)，將於租賃期內以直線法在收益表中確認。

若經營租賃於租約到期前已結束，任何需繳付予出租人之罰款將於結束發生當月於收益表內確認為支出。經營租賃之租金收入在租約期內以直線法確認。

2.17 Investment properties (continued)

Any changes in fair value are reported directly in the income statement.

If an investment property becomes owner-occupied, it is reclassified as premises, and its fair value at the date of reclassification becomes its cost for accounting purposes. If an item of premises becomes an investment property because its use has changed, any difference resulting between the carrying amount and the fair value of this item at the date of transfer is recognised in other comprehensive income as a revaluation of premises under HKAS 16 "Property, Plant and Equipment". However, if a fair value gain reverses a previous revaluation loss or impairment loss, the gain is recognised in the income statement up to the amount previously debited.

2.18 Leases

(1) Operating leases

Leases in which a significant portion of the risks and rewards of ownership are retained by the lessor are classified as operating leases. The total payments made under operating leases (net of any incentives received from the lessor) are charged to the income statement on a straight-line basis over the period of the lease.

When an operating lease is terminated before the lease period has expired, any payment required to be made to the lessor by way of penalty is recognised as an expense in the period in which termination takes place. Rental income from operating leases is recognised on a straight-line basis over the lease term.

財務報表附註 (續) Notes to the Financial Statements (continued)

2. 主要會計政策摘要 (續) 2. Summary of significant accounting policies (continued)

2.18 租賃 (續)

(2) 融資租賃

倘在租賃資產時，承租人實質上擁有該等資產之絕大部分風險及回報，該租賃會被分類為融資租賃。融資租賃會在租賃開始時，按租賃資產之公平值與其最低租金付款的現值之較低者予以資產化。每期租金均會分配於負債及財務費用，以達至一個固定息率於融資餘額上。相應的租賃責任，在扣除財務費用後，會計入其他負債。按融資租賃方法購入的投資物業以公平值列賬。

當資產按融資租賃租出，租金的現值會被確認為應收款項。租賃收入是以投資淨額方法於租賃期內確認，以反映固定的回報率。

2.19 現金及等同現金項目

就綜合現金流量表而言，現金及等同現金項目指按原來到期日，於購入日期起計三個月內到期之結餘，包括現金、銀行及其他金融機構之結餘、短期票據及被分類為投資證券及存款證之票據。

2.20 準備

當本集團因為已發生之事件而須承擔法律性或推定性之現有責任，而解除該責任時有可能消耗有經濟利益之資源，需在責任金額能夠可靠地作出估算之情況下，為確認有關責任而撥備。

2.18 Leases (continued)

(2) Finance leases

Leases of assets where the lessee has substantially all the risks and rewards of ownership are classified as finance leases. Finance leases are capitalised at the lease's commencement at the lower of the fair value of the leased asset and the present value of the minimum lease payments. Each lease payment is allocated between the liability and finance charges so as to achieve a constant rate on the finance balance outstanding. The corresponding rental obligations, net of finance charges, are included in other liabilities. Investment properties acquired under finance leases are carried at their fair value.

When assets are leased out under a finance lease, the present value of the lease payments is recognised as a receivable. Lease income is recognised over the term of the lease using net investment method, which reflects a constant periodic rate of return.

2.19 Cash and cash equivalents

For the purposes of the consolidated cash flow statement, cash and cash equivalents comprise balances with original maturity less than three months from the date of acquisition, including cash, balances with banks and other financial institutions, short-term bills and notes classified as investment securities and certificates of deposit.

2.20 Provisions

Provisions are recognised when the Group has a present legal or constructive obligation as a result of past events, it is probable that an outflow of resources embodying economic benefits will be required to settle the obligation, and a reliable estimate of the amount of the obligation can be made.

財務報表附註（續） Notes to the Financial Statements (continued)

2. 主要會計政策摘要（續） 2. Summary of significant accounting policies (continued)

2.21 僱員福利

(1) 退休福利成本

本集團根據認可職業退休計劃或強積金計劃之定額供款退休計劃作出供款，集團僱員均可參與。在職業退休計劃下，集團與僱員之供款按僱員基本薪金之百分比計算，在強積金計劃下該等供款則按強積金規例計算。退休福利計劃成本代表本集團應向此等計劃支付之供款，會於產生時在收益表支取。僱員於全數享有其應得之集團供款部分前退出此職業退休計劃，因而被沒收之本集團供款，會被本集團用作扣減其目前供款負擔或根據職業退休計劃信託契據條款沖減其開支。

退休計劃之資產與本集團之資產分開持有，並由獨立管理基金保管。

(2) 有償缺勤

僱員獲享之年度休假及病假在累積時確認，本集團會對僱員服務至會計結算日所累積，但尚未使用之年度休假及預計所需支付之病假作出估算及撥備。

2.21 Employee benefits

(1) Retirement benefit costs

The Group contributes to defined contribution retirement schemes under either recognised ORSO schemes or MPF schemes that are available to the Group's employees. Contributions to the schemes by the Group and employees are calculated as a percentage of employees' basic salaries for the ORSO schemes and in accordance with the MPF rules for MPF schemes. The retirement benefit scheme costs are charged to the income statement as incurred and represent contributions payable by the Group to the schemes. Contributions made by the Group that are forfeited by those employees who leave the ORSO scheme prior to the full vesting of their entitlement to the contributions are used by the Group to reduce the existing level of contributions or to meet its expenses under the trust deed of the ORSO schemes.

The assets of the schemes are held in independently-administered funds separate from those of the Group.

(2) Leave entitlements

Employee entitlements to annual leave and sick leave are recognised when they accrue to employees. A provision is made for the estimated liability for unused annual leave and the amount of sick leave expected to be paid as a result of services rendered by employees up to the end of the reporting period.

財務報表附註（續） Notes to the Financial Statements (continued)

2. 主要會計政策摘要（續） 2. Summary of significant accounting policies (continued)

2.21 僱員福利（續）

(2) 有償缺勤（續）

除病假及經特別批准之年度休假外，其他有償缺勤均不允許累積。若僱員於獲享有償缺勤之年度內未能悉數享用該等可用缺勤，剩餘之可用缺勤將被取消。除未到期之休假外，僱員於離職時亦無權收取現金以彌補任何未被使用之可用缺勤。故集團於此類缺勤發生時始予以確認。

(3) 獎金計劃

若因僱員提供之服務而令集團產生法律性或推定性之現有責任，而該責任之金額亦能可靠地作出估算，集團需確認該預期之獎金支出並以負債列賬。如獎金計劃之負債金額重大，且預期會於12個月後才被償付，會以貼現現金流方法確認。

2.22 本期及遞延所得稅項

在有關期間的稅務支出包括本期及遞延稅項。除直接於其他全面收益內確認的項目亦需相應於其他全面收益內確認其稅項外，稅項於收益表內確認。

基於溢利而需支付之所得稅，是根據本銀行、附屬公司及聯營公司在營運及產生應課收入之司法管轄地區於會計結算日已執行或實際會執行之適用稅法計算，並於溢利產生當期確認為本期所得稅項支出。

2.21 Employee benefits (continued)

(2) Leave entitlements (continued)

Compensated absences other than sick leave and special approved annual leaves are non-accumulating; they lapse if the current period's entitlement is not used in full. Except for unexpired annual leaves, they do not entitle employees to a cash payment for unused entitlement on leaving the Group. Such compensated absences are recognised when the absences occur.

(3) Bonus plans

The expected cost of bonus payments are recognised as a liability when the Group has a present legal or constructive obligation as a result of services rendered by employees and a reliable estimate of the obligation can be made. Liabilities for bonus plans that are expected to be settled longer than twelve months will be recognised using discounted cash flow method if the amounts are significant.

2.22 Current and deferred income taxes

Tax expenses for the period comprises current and deferred tax. Tax is recognised in the income statement, except to the extent that it relates to items recognised directly in other comprehensive income. In this case, the tax is also recognised in other comprehensive income within the corresponding item.

Income tax payable on profits, based on the applicable tax law enacted or substantially enacted at the end of the reporting period in each jurisdiction where the Bank and the subsidiaries and associates operate and generate taxable income, is recognised as a current income tax expense in the period in which profits arise.

財務報表附註 (續) Notes to the Financial Statements (continued)

2. 主要會計政策摘要 (續) 2. Summary of significant accounting policies (continued)

2.22 本期及遞延所得稅項 (續)

所有因綜合財務報表內資產及負債之稅務基礎與其賬面值之暫時性差異而產生之遞延所得稅項均以資產負債表負債法提撥。遞延所得稅項是按會計結算日已執行或實際會執行之稅率，及預期於相關之遞延所得稅資產實現時或遞延所得稅負債需清付時所適用之稅率計算。

主要之暫時性差異源於資產減值準備、房產及設備之折舊、若干資產之重估，包括可供出售證券及房產、以及結轉之稅務虧損。除企業合併外，若資產或負債在交易初始確認時，並未有對會計損益或應課稅損益構成影響，則無需確認遞延所得稅項。

所有因應課稅暫時性差異而產生之遞延所得稅項負債均會被確認，而當未來之應課稅利潤預計可被用作抵扣暫時性差異時，因該暫時性差異而產生之遞延所得稅資產將被確認。

遞延所得稅項乃記於收益表內。但因可供出售證券的公平值重新計量及對房產之重估計入其他全面收益內，故由此產生的遞延稅項也計入其他全面收益內，並於以後隨著相關遞延收益和虧損的確認而一同確認在收益表中。

2.22 Current and deferred income taxes (continued)

Deferred income tax is provided in full, using the balance sheet liability method, on temporary differences arising between the tax bases of assets and liabilities and their carrying amounts in the consolidated financial statements. Deferred income tax is determined using tax rates and laws that have been enacted or substantially enacted by the end of the reporting period and are expected to apply when the related deferred income tax asset is realised or the deferred income tax liability is settled.

The principal temporary differences arise from asset impairment provisions, depreciation of premises and equipment, revaluation of certain assets including available-for-sale securities and premises, and tax losses carried forward. However, the deferred income tax is not recognised if it arises from initial recognition of an asset or liability in a transaction other than a business combination that at the time of the transaction affects neither accounting nor taxable profit or loss.

Deferred income tax liabilities are provided in full on all taxable temporary differences and deferred income tax assets are recognised to the extent that it is probable that future taxable profit will be available against which the temporary differences can be utilised.

Deferred income tax is charged or credited in the income statement except for deferred income tax relating to fair value re-measurement of available-for-sale investments and revaluation of premises which are charged or credited to other comprehensive income, in which case the deferred income tax is also credited or charged to other comprehensive income and is subsequently recognised in the income statement together with the realisation of the deferred gain and loss.

財務報表附註 (續) Notes to the Financial Statements (continued)

2. 主要會計政策摘要 (續) 2. Summary of significant accounting policies (continued)

2.22 本期及遞延所得稅項 (續)

當提前以追溯方式採納香港會計準則第12號(經修訂)「遞延稅項－回收相關資產」時，投資物業的遞延稅項負債或遞延稅項資產的計算方法是假設該等投資物業是通過出售來回收其賬面值及採用相關的稅率計算。在之前年度，則是假設通過使用來回收投資物業的全部賬面值。

2.23 收回資產

收回資產按其收回日之公平值扣除出售成本後之淨值及有關貸款之攤餘成本之較低者列賬。有關貸款及應收款及有關已提準備於資產負債表中予以註銷。其後，收回資產取其成本及公平值扣除出售成本後之淨值中之較低者計量，並被確認為「待售非流動資產」，包括於「其他資產」項下。

2.24 信託業務

本集團一般以信託人或其他授託人身份，代表個人、信託及其他機構持有或管理資產。由於該等資產並不屬於本集團，該等資產及據此而產生之任何收益或虧損，將不計入本財務報表內。

2.22 Current and deferred income taxes (continued)

Upon early adoption of "Amendments to HKAS 12 Deferred Tax: Recovery of Underlying Assets" retrospectively, deferred tax liability or deferred tax asset arising from investment property is determined based on the presumption that the carrying amount of such investment property will be recovered through sale with the corresponding tax rate applied. In prior years, it was assumed that the carrying amounts were recovered entirely through use.

2.23 Repossessed assets

Repossessed assets are initially recognised at the lower of their fair value less costs to sell and the amortised cost of the related outstanding loans on the date of repossession, and the related loans and advances together with the related impairment allowances are derecognised from the balance sheet. Subsequently, repossessed assets are measured at the lower of their cost and fair values less costs to sell and are reported as 'non-current assets held for sale' included in 'Other assets'.

2.24 Fiduciary activities

The Group commonly acts as a trustee, or in other fiduciary capacities, that result in its holding or managing assets on behalf of individuals, trusts and other institutions. These assets and any gains or losses arising thereon are excluded from these financial statements, as they are not assets of the Group.

財務報表附註 (續) Notes to the Financial Statements (continued)

2. 主要會計政策摘要 (續) 2. Summary of significant accounting policies (continued)

2.25 或然負債及或然資產

或然負債是指由過去已發生的事件引起的可能需要履行的責任，其存在將由一宗或多宗本集團所不能完全控制的未來不確定事件出現與否來確認。或然負債也可能是由於過去已發生事件而引致的現有責任，但由於估計不會導致經濟利益的流出或因不能可靠地計量責任金額，故未有被確認。

或然負債不會被確認為準備，但會在財務報表附註中加以披露。如情況發生變化，使經濟利益的流出變得很有可能時，則會將其確認為準備。

或然資產指因為已發生之事件而可能產生之資產，此等資產只能就本集團不能完全控制之一宗或多宗未來不確定事件之出現與否才能確認。

或然資產不會被確認，但如有可能收到經濟利益時，會在財務報表附註中披露。若將會收到之經濟利益可被實質確定時，將確認為資產。

2.26 有關連人士

就此等財務報表而言，倘本集團有能力直接、或通過一個或多個中介體間接控制另一方，或可對另一方之財務及經營決策發揮重大影響力，或相反受到另一方控制，或倘本集團與此方人士受到共同控制，則該等人士被視為有關連人士。有關連人士可為個人或實體。

2.25 Contingent liabilities and contingent assets

A contingent liability is a possible obligation that arises from past events and whose existence will only be confirmed by the occurrence or non-occurrence of one or more uncertain future events not wholly within the control of the Group. It can also be a present obligation arising from past events that is not recognised because it is not probable that an outflow of economic resources will be required or the amount of obligation cannot be measured reliably.

A contingent liability is not recognised as a provision but is disclosed in the notes to the financial statements. When a change in the probability of an outflow occurs so that outflow is probable, it will then be recognised as a provision.

A contingent asset is a possible asset that arises from past events and whose existence will be confirmed only by the occurrence or non-occurrence of one or more uncertain events not wholly within the control of the Group.

Contingent assets are not recognised but are disclosed in the notes to the financial statements when an inflow of economic benefits is probable. When the inflow is virtually certain, it will be recognised as an asset.

2.26 Related parties

For the purposes of these financial statements, a party is considered to be related to the Group if the Group has the ability, directly and indirectly through one or more intermediaries, to control the party or exercise significant influence over the party in making financial and operating decisions, or vice versa, or where the Group and the party are subject to common control. Related parties may be individuals or entities.

財務報表附註（續）

3. 應用會計政策時之重大會計估計及判斷

本集團作出的會計估計和假設通常會影響下一會計年度的資產和負債的賬面價值。該等估計及判斷是根據過往歷史經驗及於有關情況下被認為合理之其他因素，包括對未來事件的預期而作出，並會持續接受評估。對因必要的估計及判斷轉變，而會影響其賬面值的資產及負債項目範圍，將列示如下。如可釐定，重要假設或其他估量所存在之不明朗因素及其轉變所帶來之影響將於以下列出。而未來有可能根據實際情況的變化對這些會計估計做出重大調整。

3.1 貸款及應收款減值準備

本集團至少每季對貸款組合的減值損失情況進行一次評估。於決定是否確認減值損失於收益表時，本集團於識別某一貸款組合內個別貸款之減值損失前，會首先判斷是否有可觀察數據顯示該貸款組合所產生之未來預計現金流量將出現有可量度之下降。該證據包括顯示該組合內借款人之還款狀況有不利轉變（如拖欠或逾期還款）或與組合內貸款資產違約有關的經濟狀況。管理層於估計未來現金流量時，將根據具有與該組合類似之信貸風險特徵及客觀減值證據之資產之過往損失經驗作為估計基準。用作估計未來現金流量金額及時間之方法及假設會被定期檢討。

Notes to the Financial Statements (continued)

3. Critical accounting estimates and judgements in applying accounting policies

The Group makes estimates and assumptions that affect the reported amounts of assets and liabilities within the next financial year. Estimates and judgements are continually evaluated and are based on historical experience and other factors, including expectations of future events that are believed to be reasonable under the circumstances. Areas susceptible to changes in essential estimates and judgements, which affect the carrying amount of assets and liabilities, are set out below. The effect of changes to either the key assumptions or other estimation uncertainties will be presented below if it is practicable to determine. It is possible that actual results may require material adjustments to the estimates referred to below.

3.1 Impairment allowances on loans and advances

The Group reviews its loan portfolios to assess impairment at least on a quarterly basis. In determining whether an impairment loss should be recorded in the income statement, the Group makes judgements as to whether there is any observable data indicating that there is a measurable decrease in the estimated future cash flows from a portfolio of loans and advances before the decrease can be identified with an individual loan in that portfolio. This evidence may include observable data indicating that there has been an adverse change in the payment status of borrowers in a group (e.g. payment delinquency or default), or economic conditions that correlate with defaults on assets in the group. Management uses estimates based on historical loss experience for assets with credit risk characteristics and objective evidence of impairment similar to those in the portfolio when estimating expected future cash flows. The methodology and assumptions used for estimating both the amount and timing of future cash flows are reviewed regularly.

財務報表附註 (續)

3. 應用會計政策時之重大會計估計及判斷 (續)

3.2 持有至到期日和可供出售投資減值

本集團至少每季對其持有至到期日和可供出售投資組合的減值損失情況進行一次評估。於決定該等投資是否出現減值時，會評估其風險特徵和表現，例如外部評級、市場價值等。本集團會參照該等組合的市場表現、發行人的目前付款情況、相關資產表現、與抵押資產違約直接相關的經濟情況，而對每一項投資的違約率和損失嚴重性作出估計。

對於各類資產抵押證券或按揭抵押證券 (ABS/MBS)，本集團採用全面的方法評估某一證券是否已減值。在此方法之下，本集團不僅會考慮該債券的市場價格 (MTM) 及其外部評級，也會考慮其他附加因素，例如 FICO 評分、發行年期、押品所在地、可調整利率之按揭 (ARM) 的情況、拖欠比率、押品保障水平、貸款與估值比率及相關資產的提前還款速度。此外，在參考以上因素後，ABS/MBS 還需符合集團所設定的信貸提升覆蓋比率。此項比率乃基於對該項 ABS/MBS 所掌握的拖欠、強制收回及收回押品 (REO) 的數據，對違約率作出的假設來確定。

Notes to the Financial Statements (continued)

3. Critical accounting estimates and judgements in applying accounting policies (continued)

3.2 Impairment of held-to-maturity and available-for-sale investments

The Group reviews its held-to-maturity and available-for-sale investment portfolios to assess impairment at least on a quarterly basis. In determining whether any of these investments is impaired, risk characteristics and performance such as external credit rating, market price etc will be assessed. The Group makes estimates on the default rate and loss severity of each investment with reference to market performance of the portfolios, current payment status of the issuers or performance of the underlying assets, or economic conditions that correlate with defaults on the collateralised assets.

For asset/mortgage backed securities ("ABS/MBS"), the Group adopts a comprehensive methodology in determining whether a particular security is impaired. Under the methodology, the Group will take into consideration not only the mark-to-market (MTM) price of the issue and its external credit rating, but also additional factors such as FICO score, vintage, location, adjustable rate mortgage ("ARM") status, delinquencies, level of collateral protection, loan to value ratio and prepayment speed of the underlying assets. Furthermore, having considered these factors, the ABS/MBS issue has to further pass the required credit enhancement coverage ratio set by the Group. This ratio is determined by applying assumptions regarding the default rates based on the available delinquency, foreclosure and real estate owned ("REO") data of the ABS/MBS issue.

財務報表附註 (續)

3. 應用會計政策時之重大會計估計及判斷 (續)

3.2 持有至到期日和可供出售投資減值 (續)

以上評估所使用的方法和假設會被定期檢討。在評估年內ABS/MBS的減值時，本集團繼續考慮以ABS/MBS的市場價值出現重大下跌作為其中一個減值的主要指標。此外，因為本集團持有的若干ABS/MBS之市場流動性減少及其參考價格分佈擴寬，所以本集團在評估所持有的每項證券的信貸提升覆蓋比率是否存在重大的不利轉變時，會考慮其相關按揭組合的已知拖欠及信用損失，以確保對信貸的減值有足夠的客觀證據支持。

不少本集團所持有的ABS/MBS結構複雜，並涉及持續多年的現金流。此等未來的現金流乃取決於美國的住宅樓宇價格及美國經濟表現等經濟因素。因此，該等證券的可收回金額於現會計結算日未必可被準確估計，未來的會計年度有可能需計提額外的減值損失或將減值損失撥回。

3.3 衍生金融工具的公平值

沒有活躍市場報價之衍生金融工具，其公平值會根據估值方法釐定。所採用之估值方法包括貼現現金流量分析，以及從外間購入，並被業內廣泛採用之財務分析或風險管理系統之內置模型，如期權定價模型。若實際操作上可行，定價模型將只採用可觀察數據。

Notes to the Financial Statements (continued)

3. Critical accounting estimates and judgements in applying accounting policies (continued)

3.2 Impairment of held-to-maturity and available-for-sale investments (continued)

The methodology and assumptions used for the assessments are reviewed regularly. In evaluating impairment of ABS/MBS during the year, the Group continued to consider a significant decline in market prices of ABS/MBS to be one of the key indicators of impairment. In addition, due to reduced market liquidity and wider dispersion in indicative prices of certain ABS/MBS held by the Group, the Group also ensured that there was additional objective evidence of credit impairment by considering whether there has been a significant adverse change in the credit enhancement coverage ratio, taking into account the reported delinquencies and credit losses incurred in the underlying mortgage portfolio for each security held by the Group.

Many of the ABS/MBS held by the Group are complex, and involve cashflows over many years. These future cashflows depend on economic factors such as US residential real estate prices and the performance of the US economy. The recoverable amounts of the securities therefore cannot be predicted with certainty at the end of the current reporting period, and additional impairment charges – or releases of impairment charges – may be required in future accounting periods.

3.3 Fair values of derivatives financial instruments

The fair values of derivatives financial instruments that are not quoted in active markets are determined by using valuation techniques. Valuation techniques used include discounted cash flows analysis and models with built-in functions available in externally acquired financial analysis or risk management systems widely used by the industry such as option pricing models. To the extent practical, the models use only observable data.

財務報表附註 (續)

3. 應用會計政策時之重大會計估計及判斷 (續)

3.4 持有至到期日投資

本集團跟循香港會計準則第39號之指引，將具有固定或確定付款額及還款期的若干非衍生金融工具金融資產分類為持有至到期日投資。此分類需運用重大判斷。於使用該判斷時，本集團會考慮其持有之意向及能持有該資產至到期日之能力。除香港會計準則第39號所列出的特定情況下，例如出售金額不重大之接近到期日投資，若本集團未能持有該等投資至到期日，則整個類別需被重新分類為可供出售投資，而該投資將以公平值計量，而不能以攤餘成本計量。

3.5 可收回的回購資產

2009年7月22日，集團與證券及期貨事務監察委員會、金管局和其他十三家分銷銀行達成協議(「回購計劃」)，向合資格客戶提出要約，購回他們經本集團認購及持有的所有未到期的雷曼兄弟迷你債券(「迷你債券」)。

在釐定於2009年計入本集團收益表內與迷你債券相關的支出時，本集團考慮了根據回購計劃項下已付及應付金額和自願性要約的估計總額、回購計劃日期之前已作出的撥備、以及從迷你債券可收回的金額。

迷你債券可收回的金額並不確定，並且取決於一系列的因素，包括解決若干可導致不同可收回結果的法律問題。本集團在此等不確定性下，對可收回金額作出評估。而本集團最終收回的金額可能與該評估不同，並可能導致在實現該收回金額的期間，在收益表內確認一定的收益。

Notes to the Financial Statements (continued)

3. Critical accounting estimates and judgements in applying accounting policies (continued)

3.4 Held-to-maturity investments

The Group follows the guidance of HKAS 39 in classifying certain non-derivative financial assets with fixed or determinable payments and fixed maturity as held-to-maturity. This classification requires significant judgement. In making this judgement, the Group evaluates its intention and ability to hold such investments to maturity. If the Group fails to hold these investments to maturity other than for specific circumstances defined in HKAS 39, such as selling an insignificant amount close to maturity, it will be required to reclassify the entire portfolio of assets as available-for-sale. The investments would then be measured at fair value and not amortised cost.

3.5 Amount recoverable from assets repurchased

On 22 July 2009, the Group agreed with the Securities and Futures Commission, the HKMA and thirteen other distributing banks to make an offer to eligible customers to repurchase their holdings in all outstanding Lehman Brothers minibonds ("Minibonds") subscribed through the Group ("the Repurchase Scheme").

At the time when determining the Group's charge to the income statement in 2009 in respect of the Minibonds, the Group took into account the estimated aggregate amount paid and payable under the Repurchase Scheme and the voluntary offer, the provision made prior to the date of the Repurchase Scheme and the amount recoverable from the Minibonds.

The amount recoverable from the Minibonds is uncertain and dependent on a number of factors including resolution of certain legal matters, which may result in a wide range of recovery outcomes. The Group has made an assessment of the amount recoverable under such uncertainties. The final amount recovered by the Group could be different from the assessment and may result in a considerable credit being recognised in the income statement in the period when it is realised.

財務報表附註（續） Notes to the Financial Statements (continued)

4. 金融風險管理

本集團因從事各類業務而涉及金融風險。主要金融風險包括信貸風險、市場風險（包括外匯風險及利率風險）及流動資金風險。本附註概述本集團的這些風險承擔，以及其目標、風險管理的政策與程序及量度這些風險的方法。

金融風險管理架構

集團風險管理管治架構覆蓋業務發展的全部過程，以保證在業務經營中的各類風險都能得到有效管理及控制。集團擁有完善的風險管理架構，並有一套全面的風險管理政策及程序，用以識別、量度、監察及控制可能出現的各類風險。集團亦定期重檢及更新風險管理政策及程序，以配合市場及業務策略的轉變。不同層面的風險承擔者分別負責與其相關的風險管理責任。

董事會代表著股東的利益，是集團風險管理的最高決策機構，並對風險管理負最終責任。董事會在風險委員會的協助下，負責確定集團的總體風險管理策略，並確保集團具備有效的風險管理系統以落實執行有關策略。

風險委員會是董事會成立的常設委員會，負責監控本集團的各類風險；審批高層次的風險相關政策，並監督其執行；審查重大的或高風險的風險承擔或交易，並對認為不應該進行的交易行使否決權。

4. Financial risk management

The Group is exposed to financial risks as a result of engaging in a variety of business activities. The principal financial risks are credit risk, market risk (including currency risk and interest rate risk) and liquidity risk. This note summarises the Group's exposures to these risks, as well as its objectives, policies and processes for managing and the methods used to measure these risks.

Financial risk management framework

The Group's management governance structure is designed to cover all business processes and ensure various risks are properly managed and controlled in the course of conducting business. The Group has a robust risk management organisational structure with a comprehensive set of policies and procedures to identify, measure, monitor and control various risks that may arise. These risk management policies and procedures are regularly reviewed and modified to reflect changes in markets and business strategies. Various groups of risk takers assume their respective responsibilities for risk management.

The Board of Directors, representing the interests of shareholders, is the highest decision making authority of the Group and has the ultimate responsibility for risk management. The Board, with the assistance of the Risk Committee ("RC"), has the primary responsibility for the formulation of risk management strategies and for ensuring that the Group has an effective risk management system to implement these strategies.

The RC, a standing committee established by the Board of Directors, is responsible for overseeing the Group's various types of risks, reviewing and approving high-level risk-related policies and overseeing their implementation, reviewing significant or high risk exposures or transactions and exercising its power of veto if it considers that any transaction should not proceed.

財務報表附註（續） Notes to the Financial Statements (continued)

4. 金融風險管理（續） 4. Financial risk management (continued)

金融風險管理架構（續）

總裁負責管理本集團各類風險，審批詳細的風險管理政策，在董事會授權範圍內審批重大風險承擔或交易。風險總監負責協助總裁履行對各類風險日常管理的職責，提出新的風險管理策略、項目和措施以配合監管要求的變化，從而更好地監察及管理新業務、產品及營運環境轉變而引致的風險。風險總監還根據授權負責審核重大風險承擔或交易，並對認為不應該進行的交易行使否決權。

本集團的不同單位都有其相應的風險管理責任。業務單位是風險管理的第一道防線，而風險管理單位則獨立於業務單位，負責各類風險的日常管理，以及草擬、檢查和更新各類風險管理政策和程序。

集團的主要附屬銀行南商、南商（中國）及集友，亦採用與集團一致的風險管理政策。這些附屬公司獨立執行其風險管理策略，並定期向集團管理層匯報。

集團建立了合適的內部控制程序，包括設立權責分立清晰的組織架構，以監察業務運作是否符合既定政策、程序及限額。適當的匯報機制也充分地使監控職能獨立於業務範疇，同時促成機構內適當的職責分工，有助營造適當的內部控制環境。

Financial risk management framework (continued)

The Chief Executive (“CE”) is responsible for managing the Group’s various types of risks, approving detailed risk management policies, and approving material risk exposures or transactions within his authority delegated by the Board of Directors. The Chief Risk Officer (“CRO”) assists the CE in fulfilling his responsibilities for the day-to-day management of risks. The CRO is responsible for initiating new risk management strategies, projects and measures that will enable the Group to better monitor and manage new risk issues or areas that may arise from time to time from new businesses, products and changes in the operating environment. He may also take appropriate initiatives in response to regulatory changes. The CRO is also responsible for reviewing material risk exposures or transactions within his delegated authority and exercising his power of veto if he considers that any transaction should not proceed.

Various units of the Group have their respective risk management responsibilities. Business units act as the first line of defence while risk management units, which are independent from the business units, are responsible for the day-to-day management of different kinds of risks. Risk management units have the primary responsibilities for drafting, reviewing and updating various risk management policies and procedures.

The Group’s principal banking subsidiaries, Nanyang, NCB (China), and Chiyu, are subject to risk policies that are consistent with those of the Group. These subsidiaries execute their risk management strategies independently and report to the Group’s management on a regular basis.

The Group has put in place appropriate internal control systems, including establishment of an organisation structure that sets adequately clear lines of authority and responsibility for monitoring compliance with policies, procedures and limits. Proper reporting lines also provide sufficient independence of the control functions from the business areas, as well as adequate segregation of duties throughout the organisation which helps to promote an appropriate internal control environment.

財務報表附註（續） Notes to the Financial Statements (continued)

4. 金融風險管理（續） 4. Financial risk management (continued)

產品開發

爲了提高風險評估工作的有效性，本集團建立了一套完善的產品開發管理制度。在產品開發過程中，本集團各單位具有清晰的職責及分工，並需要遵循既定的風險評估程序開展工作。

根據管理層提出的年度發展目標，產品管理單位負責提出相應的業務發展和新產品開發計劃，進行具體的產品開發工作。策略發展部門負責確保產品開發符合集團整體策略；風險管理、法律、合規及財務等方面的專責部門負責對風險評估結果進行審核。

除負責本單位新產品開發項目的項目管理工作外，產品管理單位將與風險評估部門共同負責識別和分析項目所涉及的各项風險。而出於內部控制的考慮，風險評估部門需要對項目的風險評估結果和風險管理措施進行獨立審核；只有在各風險評估部門均確認同意項目的風險管理措施有效可行，有關產品才能最終推出市場。

而爲對提供予客戶的財資產品進行更審慎的篩選，所有全新及改良的財資產品在推出前，都必須經由專責委員會審批同意通過。

4.1 信貸風險

信貸風險指因客戶或交易對手未能或不願意履行與本集團簽訂的合約責任的風險。信貸風險主要來自借貸、貿易融資及資金業務，包括銀行同業交易、外匯及衍生交易、債券及證券投資。

Product development

To ensure effective risk assessment and monitoring, the Group developed a comprehensive product development and management framework which clearly defines the roles and responsibilities of all related units, and the proper risk assessment procedures for the product development process.

In accordance with the strategic objectives set by the Management, the respective product management units are responsible for formulating business and product development plans, and the department of strategic development shall ensure the plans are aligned with the Group's overall strategies. Departments that are responsible for risk management, legal, compliance and finance etc. are accountable for risk assessment and review.

Apart from product development, the respective business units shall work closely with relevant risk evaluating departments to identify and assess all the related risks. Based on the consideration of segregation of duties, risk evaluating departments shall conduct independent review on risk management procedures and assessment results. Products can only be launched after the risk management procedures are fulfilled and endorsed by all risk evaluating departments.

In order to be prudent in offering treasury products to our clients, all treasury products, regardless brand new or modified, require approval from a special committee before launching.

4.1 Credit Risk

Credit risk is the risk that a customer or counterparty will be unable to or unwilling to meet its obligations under a contract. It arises principally from lending, trade finance and treasury businesses, and covers inter-bank transactions, foreign exchange and derivative transactions as well as investments in bonds and securities.

財務報表附註（續） Notes to the Financial Statements (continued)

4. 金融風險管理（續） 4. Financial risk management (continued)

4.1 信貸風險（續）

信貸風險管理架構

集團制定了一套全面的信貸風險管理政策與程序和恰當的信貸風險限額，用以管理及控制信貸風險。集團定期重檢及更新該等政策與程序及限額，以配合市場及業務策略的轉變。

集團的組織架構適當制定了明確的授權及職責，以監控遵守政策、程序及限額的情況。

信貸風險主管負責管理信貸風險，並領導制定所有信貸風險管理政策與程序。信貸定量模型總監負責符合巴塞爾內部評級標準的內部信用評級模型的開發與維護和制定評級標準。信貸風險主管和信貸定量模型總監直接向風險總監匯報。本集團的不同單位都有其相應的信貸風險管理責任。業務單位是風險管理的第一道防線，而風險管理部門則獨立於業務單位，負責信貸風險的日常管理，以及草擬、檢查和更新信貸風險管理政策與程序。根據集團的營運總則，集團的主要附屬銀行南商、南商（中國）及集友，亦採用與集團一致的風險管理政策。這些附屬公司獨立執行其風險管理策略，並定期向集團管理層匯報。

4.1 Credit Risk (continued)

Credit risk management framework

The Group has formulated a comprehensive set of credit risk management policies and procedures, and appropriate credit risk limits to manage and control credit risk that may arise. These policies, procedures and credit risk limits are regularly reviewed to cope with changes in market conditions and business strategies.

The Group's organisation structure establishes a clear set of authority and responsibility for monitoring compliance with policies, procedures and limits.

The Chief Credit Officer ("CCO") reports directly to the CRO and is responsible for the management of credit risk and for the formulation of all credit policies and procedures. The Chief Analytics Officer who reports directly to the CRO is responsible for the development and maintenance of Basel IRB-Compliant internal credit rating models and rating criteria. Various units of the Group have their respective credit risk management responsibilities. Business units act as the first line of defense while risk management units, which are independent from the business units, are responsible for the day-to-day management of credit risks. The Risk Management Department ("RMD") has the primary responsibility for drafting, reviewing and updating credit risk management policies and procedures. In accordance with Group's operating principle, the Group's principal banking subsidiaries, Nanyang, NCB (China), and Chiyu, have also formulated their own credit risk policies that are consistent with those of the Group. These subsidiaries execute their risk management strategies independently and report to the Group's management on a regular basis.

財務報表附註（續） Notes to the Financial Statements (continued)

4. 金融風險管理（續） 4. Financial risk management (continued)

4.1 信貸風險（續）

信貸風險管理架構（續）

總裁在董事會授予之權限內按管理需要轉授權予相關下級人員。集團按照信貸業務性質、評級、交易風險的程度、信貸風險暴露大小，設置信貸業務的審批權限。

信貸風險評估及監控

因應迅速變化的市場情況，本集團已持續重檢信貸策略，並對關注的組合開展嚴格的信貸重檢。

客戶貸款

不同客戶、交易對手或交易會根據其風險程度採用不同的信貸審批及監控程序。須由副總裁級或以上人員審批的大額授信申請，由集團信貸和其他業務專家組成的信貸評審委員會進行獨立風險評審。企業及金融機構授信申請由風險管理單位進行獨立審核、客觀評估，並確定債務人評級和授信條件分級；零售授信交易包括零售小企業貸款、住宅按揭貸款、私人貸款及信用卡等採取零售內部評級系統進行信貸風險評估。本集團會應用債務人評級和損失預測結果（如適用）於支持信貸審批。

本集團會應用貸款分類級別、債務人評級和損失預測結果（如適用）於支持信貸監控、信貸風險報告及分析。對於較高風險的企業及金融機構客戶，本集團會採取更頻密的評級重檢及更密切的監控；零售暴露則會在組合層面應用每月更新的內部評級及損失預測結果進行監察，對識別為高風險組別客戶，會進行更全面檢討。

4.1 Credit Risk (continued)

Credit risk management framework (continued)

The Board of Directors delegates credit approval authority to the CE. The CE can further delegate to the subordinates within his limit authorised by the Board of Directors. The Group sets the limits of credit approval authority according to the business nature, rating, the level of transaction risk, and the extent of the credit exposure.

Credit risk measurement and control

In view of the rapidly changing market conditions, the Group has been continuously revisiting its lending strategies and conducting rigorous reviews on the concerned portfolios.

Loans and advances

Different credit approval and control procedures are adopted according to the level of risk associated with the customer, counterparty or transaction. The Credit Risk Assessment Committee comprising experts from the Group's credit and other functions is responsible for making an independent assessment of all credit facilities which require the approval of Deputy Chief Executives or above. Corporate and financial institution credit applications are independently reviewed and objectively assessed by risk management units. Obligor ratings and facility grades are assigned to these portfolios. Retail internal rating systems are deployed in risk assessment of retail credit transactions, including small business retail exposures, residential mortgage loans, personal loans and credit cards. Obligor ratings as well as loss estimates (if applicable) are used to support credit approval.

The Group uses loan grades, obligor ratings and loss estimates (if applicable) to support credit monitoring, analysis and reporting. For corporate and financial institution, more frequent rating review and closer monitoring are required for riskier customers. For retail exposures, monthly updated ratings and loss estimates are used for credit monitoring on a portfolio basis. More comprehensive review is required for obligors being identified under high-risk pools.

財務報表附註（續） Notes to the Financial Statements (continued)

4. 金融風險管理（續） 4. Financial risk management (continued)

4.1 信貸風險（續）

信貸風險評估及監控（續）

客戶貸款（續）

本集團已制定適用於內部評級的總評級尺度表，該總尺度表符合《銀行業（資本）規則》對於內部評級結構的要求，並能與標準普爾（Standard & Poor's）外部信貸評級相對應。

除了債務人評級以外，集團還採用了授信條件分級系統，以在授信審批時用於評估不同授信條件的風險水平。上述兩維評級系統的制定符合金融管理局關於內部評級體系實施的合規要求。

風險管理部定期提供信貸風險管理報告，並按管理委員會、風險委員會及董事會的特別要求，提供專題報告，以供集團管理層持續監控信貸風險。

集團按照行業、地區、客戶或交易對手等維度識別信貸風險集中，並監察每一交易對手信貸風險、信貸資產組合質素、信貸風險集中度的變化，定期向集團管理層匯報。

4.1 Credit Risk (continued)

Credit risk measurement and control (continued)

Loans and advances (continued)

The Group has established credit master scale for internal rating purpose, which is in compliance with the Banking (Capital) Rules on rating structure, and can be mapped to S&P external ratings.

In addition to obligor ratings, the Group adopts a facility rating system to assess the risk in the facility structure during credit approval. This two-dimensional approach to evaluate credit risk is complied with the HKMA's requirement on IRB.

RMD provides regular credit management information reports and ad hoc reports to the Management Committee ("MC"), RC and Board of Directors to facilitate their continuous monitoring of credit risk.

The Group identifies credit concentration risk by industry, geography, customer and counterparty risk. The Group monitors changes to counterparties credit risk, quality of the credit portfolio and risk concentrations, and reports regularly to the Group's management.

財務報表附註 (續) Notes to the Financial Statements (continued)

4. 金融風險管理 (續) 4. Financial risk management (continued)

4.1 信貸風險 (續)

信貸風險評估及監控 (續)

客戶貸款 (續)

至 2010 年底，集團繼續參照金管局貸款分類制度的指引，實施信貸資產的五級分類如下：

「合格」是指借款人目前有履行還款責任的貸款，同時全數償還利息及本金的機會也不成疑問。

「需要關注」是指借款人正面對困難，可能會影響銀行收回貸款的本金及利息。現時並未預期出現最終損失，但如不利情況持續，有可能出現最終損失。

「次級」是指借款人正出現明顯問題，以致可能影響還款的貸款。

「呆滯」是指不大可能全數收回，而銀行在扣除抵押品的可變現淨值後預計會承受本金和／或利息虧損的貸款。

「虧損」是指用盡所有追討欠款方法後（如變賣抵押品、提出法律訴訟等）仍被視為無法收回的貸款。

經香港金融管理局批准，本集團自 2011 年 1 月 1 日起，成為內部評級法銀行。集團將在現行貸款分類披露的基礎上，增加內部評級的披露。

4.1 Credit Risk (continued)

Credit risk measurement and control (continued)

Loans and advances (continued)

As of 31 December 2010, the Group continues to adopt loan grading criteria which divide credit assets into 5 categories with reference to HKMA's guidelines, as below:

“Pass” represents loans where the borrower is current in meeting its repayment obligations and full repayment of interest and principal is not in doubt.

“Special Mention” represents loans where the borrower is experiencing difficulties which may threaten the Group's position. Ultimate loss is not expected at this stage but could occur if adverse conditions persist.

“Substandard” represents loans where the borrower displays a definable weakness that is likely to jeopardise repayment.

“Doubtful” represents loans where collection in full is improbable and the Group expects to sustain a loss of principal and/or interest, taking into account the net realisable value of the collateral.

“Loss” represents loans which are considered uncollectible after all collection options (such as the realisation of collateral or the institution of legal proceedings) have been exhausted.

Public disclosure on credit performance by loan classification will be further enhanced with internal ratings during 2011 reporting period since the Group has been accredited IRB status as of 1 January 2011.

財務報表附註（續） Notes to the Financial Statements (continued)

4. 金融風險管理（續） 4. Financial risk management (continued)

4.1 信貸風險（續）

信貸風險評估及監控（續）

債務證券及衍生產品

對於債務證券及證券化資產，集團會應用債務人評級或外部信貸評級、通過評估證券相關資產的質素及設定客戶及證券發行人限額，以管理債務證券及證券化資產的信貸風險；對於衍生產品，集團會採用客戶限額及與客戶貸款一致的審批及監控程序管理信貸風險，並制定持續監控程序。

集團採用全面的方法評估各類資產抵押證券或按揭抵押證券（ABS/MBS）是否已減值。在此方法之下，集團不僅會考慮該債券的市場價格（MTM）及其外部評級，也會考慮其他因素包括資產池的 FICO 評分、發行年期、所在地、需作按揭利率調整（ARM）情況、拖欠比率、押品保障水平、貸款與估值比率及提前還款速度。在參考以上因素後，ABS/MBS 還需符合集團所要求的信貸提升覆蓋比率。此項比率基於對該項 ABS/MBS 所掌握的拖欠、強制收回及收回押品（REO）的數據，以及對違約率採用假設來確定。

4.1 Credit Risk (continued)

Credit risk measurement and control (continued)

Debt securities and derivatives

For investments in debt securities and securitisation assets, the obligor ratings or external credit ratings, credit assessment of the underlying assets and credit limits setting on customer/security issuer basis are used for managing credit risk associated with the investment. For derivatives, the Group sets customer limits to manage the credit risk involved and follows the same approval and control processes as loans and advances. On-going monitoring procedures are established.

The Group adopts a comprehensive methodology in determining whether a particular asset/mortgage backed security (“ABS/MBS”) is impaired. Under the methodology, the Group will take into consideration not only the mark-to-market (MTM) price of the issue and its external credit rating, but also additional factors such as the FICO score, vintage, location, adjustable rate mortgage (“ARM”) status, delinquencies, level of collateral protection, loan to value ratio and prepayment speed of the underlying assets. Furthermore, having considered these factors, the ABS/MBS issue has to further pass the required credit enhancement coverage ratio set by the Group. This ratio is determined by applying assumptions regarding the default rates based on the available delinquency, foreclosure and real estate owned (“REO”) data of the ABS/MBS issue.

財務報表附註 (續) Notes to the Financial Statements (continued)

4. 金融風險管理 (續) 4. Financial risk management (continued)

4.1 信貸風險 (續)

信貸風險評估及監控 (續)

債務證券及衍生產品 (續)

結算風險主要來自交易對手相關外匯交易，並同時產生自因以現金、證券或股票結算支付時，尚未相應收回對方的現金、證券或股票。集團對各客戶或交易對手制定每日結算限額，以涵蓋任何單一日子集團的交易而產生的所有結算風險。

抵押品及其他改善信貸條件

集團制定抵押品估值及管理的政策，明確抵押品的接受準則、法律有效期、貸款與估值比率、估損折扣比率、估值及保險等規定。集團須定期重估抵押品價值，並按抵押品種類、擔保的授信性質及風險狀況而採用不同的估值頻率及方式。物業是集團主要押品，集團已建立機制利用指數以組合形式對物業進行估值。抵押品須購買保險並以本集團作為第一受益人。個人貸款以物業、存款、證券及投資基金作為主要抵押品；工商貸款則主要以物業、證券、應收賬項、存款及機器作押。

對於由第三者提供擔保的貸款，集團會評估擔保人的財政狀況、信貸記錄及履約能力。

於2010年12月31日及2009年12月31日，本集團並無持有任何允許於借款人未違約情況下出售或再抵押之抵押品。

4.1 Credit Risk (continued)

Credit risk measurement and control (continued)

Debt securities and derivatives (continued)

Settlement risk arises mainly from foreign exchange transactions with counterparties and also from derivatives in any situation where a payment in cash, securities or equities is made in the expectation of a corresponding receipt in cash, securities or equities. Daily settlement limits are established for each counterparty or customer to cover all settlement risk arising from the Group's market transactions on any single day.

Collateral held as security and other credit enhancements

The valuation and management of collateral have been documented in the policy covering acceptance criteria, validity of collateral, loan-to-value ratio, haircut ratio, valuation and insurance, etc. The collateral is revalued on a regular basis, though the frequency and the method used varies with the type of collateral involved and the nature and the risk of the underlying credit. The Group has established a mechanism to update the value of its main type of collateral, real estate properties, with the use of public indices on a portfolio basis. Collateral is insured with the Group as the beneficiary. In the personal sector, the main types of collateral are real estate properties, cash deposits, securities and investment funds. In the commercial and industrial sector, the main types of collateral are real estate properties, securities, receivables, cash deposits and machinery.

For loans guaranteed by a third party guarantor, the Group will assess the guarantor's financial condition, credit history and ability to meet obligations.

As at 31 December 2010 and 2009, the Group did not hold any collateral that it was permitted to sell or re-pledge in the absence of default by the borrower.

財務報表附註 (續) Notes to the Financial Statements (continued)

4. 金融風險管理 (續) 4. Financial risk management (continued)

4.1 信貸風險 (續)

(A) 信貸風險承擔

未計所持抵押品或其他改善信貸條件之最高信貸風險概述如下：

4.1 Credit Risk (continued)

(A) Credit exposures

Maximum exposures to credit risk before collateral held or other credit enhancements are summarised as follows:

		本集團 The Group	
		2010	2009
		港幣百萬元 HK\$m	港幣百萬元 HK\$m
與資產負債表內資產項目有關的信貸風險承擔：在銀行及其他金融機構的結餘	Credit risk exposures relating to on-balance sheet assets are as follows:		
一至十二個月內到期之銀行及其他金融機構存款	Balances with banks and other financial institutions	410,574	156,916
公平值變化計入損益之金融資產	Placements with banks and other financial institutions maturing between one and twelve months	39,499	60,282
- 債務證券	Financial assets at fair value through profit or loss		
衍生金融工具	- debt securities	40,362	18,327
香港特別行政區政府負債證明書	Derivative financial instruments	23,782	17,575
貸款及其他賬項	Hong Kong SAR Government certificates of indebtedness	46,990	38,310
證券投資	Advances and other accounts	645,391	527,100
- 債務證券	Investment in securities		
- 可供出售	- debt securities		
- 持有至到期日	- available-for-sale	276,987	221,613
- 貸款及應收款	- held-to-maturity	51,016	66,563
其他資產	- loans and receivables	15,356	12,703
	Other assets	11,606	11,870
與資產負債表外項目有關的信貸風險承擔：	Credit risk exposures relating to off-balance sheet items are as follows:		
開出擔保函	Letters of guarantee issued	10,329	10,990
貸款承擔及其他信貸有關負債	Loan commitment and other credit related liabilities	326,386	265,439
		1,898,278	1,407,688

財務報表附註 (續) Notes to the Financial Statements (continued)

4. 金融風險管理 (續) 4. Financial risk management (continued)

4.1 信貸風險 (續)

4.1 Credit Risk (continued)

(A) 信貸風險承擔 (續)

(A) Credit exposures (continued)

		本銀行 The Bank	
		2010	2009
		港幣百萬元 HK\$m	港幣百萬元 HK\$m
與資產負債表內資產項目有關的信貸風險承擔：在銀行及其他金融機構的結餘	Credit risk exposures relating to on-balance sheet assets are as follows:		
Balances with banks and other financial institutions		395,651	141,965
一至十二個月內到期之銀行及其他金融機構存款	Placements with banks and other financial institutions maturing between one and twelve months	35,604	50,861
公平值變化計入損益之金融資產	Financial assets at fair value through profit or loss		
- 債務證券	- debt securities	36,871	14,860
衍生金融工具	Derivative financial instruments	22,569	16,685
香港特別行政區政府負債證明書	Hong Kong SAR Government certificates of indebtedness	46,990	38,310
貸款及其他賬項	Advances and other accounts	494,395	410,589
證券投資	Investment in securities		
- 債務證券	- debt securities		
- 可供出售	- available-for-sale	251,148	204,135
- 持有至到期日	- held-to-maturity	46,659	52,821
- 貸款及應收款	- loans and receivables	14,301	12,319
其他資產	Other assets	11,653	10,847
與資產負債表外項目有關的信貸風險承擔：	Credit risk exposures relating to off-balance sheet items are as follows:		
開出擔保函	Letters of guarantee issued	7,625	9,867
貸款承擔及其他信貸有關負債	Loan commitment and other credit related liabilities	206,468	173,729
		1,569,934	1,136,988

財務報表附註（續） Notes to the Financial Statements (continued)

4. 金融風險管理（續） 4. Financial risk management (continued)

4.1 信貸風險（續）

(A) 信貸風險承擔（續）

上表列示了本集團及本銀行於 2010 年 12 月 31 日和 2009 年 12 月 31 日未考慮任何抵押品、淨額結算協議或其他信貸增級措施的最高信貸風險承擔。對於資產負債表內資產，最高信貸風險承擔以賬面淨額列示。對於開出擔保函，最高信貸風險承擔是被擔保人要求本集團及本銀行代為償付債務的最高金額。對於貸款承擔及其他信貸有關負債，最高信貸風險承擔包括無條件撤銷、不可撤銷的信貸承諾，以及如果發生重大不利情況下方可撤銷的信貸承諾。

4.1 Credit Risk (continued)

(A) Credit exposures (continued)

The above tables represent a worst case scenario of credit risk exposure to the Group and the Bank at 31 December 2010 and 2009, without taking account of any collateral held, master netting agreements or other credit enhancements attached. For on-balance sheet assets, the exposures set out above are based on net carrying amounts. For letters of guarantee issued, the maximum exposure to credit risk is the maximum amount that the Group and the Bank could be required to pay if the guarantees are called upon. For loan commitment and other credit related liabilities that are unconditionally cancellable or irrevocable over the life of the respective facilities or revocable in the event of a significant adverse change, the maximum exposure to credit risk is disclosed as the full amount of the committed facilities.

財務報表附註 (續) Notes to the Financial Statements (continued)

4. 金融風險管理 (續) 4. Financial risk management (continued)

4.1 信貸風險 (續)

(B) 總貸款

提取貸款減值準備前
之總貸款按產品類別
概述如下：

4.1 Credit Risk (continued)

(B) Gross loans and advances

Gross loans and advances before loan impairment allowances are summarised by product type as follows:

		本集團 The Group	
		2010	2009
		港幣百萬元 HK\$m	港幣百萬元 HK\$m
客戶貸款	Advances to customers		
個人	Personal		
- 按揭	- Mortgages	163,027	140,940
- 信用卡	- Credit cards	8,229	7,229
- 其他	- Others	15,711	13,235
公司	Corporate		
- 商業貸款	- Commercial loans	372,823	324,212
- 貿易融資	- Trade finance	53,396	29,321
		613,186	514,937
貿易票據	Trade bills	31,605	9,100
銀行及其他金融機構 貸款	Advances to banks and other financial institutions	2,911	5,332
總計	Total	647,702	529,369

		本銀行 The Bank	
		2010	2009
		港幣百萬元 HK\$m	港幣百萬元 HK\$m
客戶貸款	Advances to customers		
個人	Personal		
- 按揭	- Mortgages	142,943	123,226
- 其他	- Others	7,275	7,254
公司	Corporate		
- 商業貸款	- Commercial loans	274,063	242,763
- 貿易融資	- Trade finance	46,907	26,134
		471,188	399,377
貿易票據	Trade bills	22,690	8,260
銀行及其他金融機構 貸款	Advances to banks and other financial institutions	2,052	4,480
總計	Total	495,930	412,117

財務報表附註（續） Notes to the Financial Statements (continued)

4. 金融風險管理（續） 4. Financial risk management (continued)

4.1 信貸風險（續）

(B) 總貸款（續）

有明確到期日之貸款，若其本金或利息已逾期及仍未償還，則列作逾期貸款。須定期分期償還之貸款，若其中一次分期還款已逾期及仍未償還，則列作逾期處理。須即期償還之貸款若已向借款人送達還款通知，但借款人未按指示還款，或貸款一直超出借款人獲通知之批准貸款限額，亦列作逾期處理。

當有客觀證據反映金融資產出現一項或多項損失事件，經過評估後相信有關損失事件已影響其未來現金流，則該金融資產已出現減值損失。

4.1 Credit Risk (continued)

(B) Gross loans and advances (continued)

Advances with a specific repayment date are classified as overdue when the principal or interest is past due and remains unpaid. Advances repayable by regular instalments are classified as overdue when an instalment payment is past due and remains unpaid. Advances repayable on demand are classified as overdue either when a demand for repayment has been served on the borrower but repayment has not been made in accordance with the instruction or when the advances have remained continuously outside the approved limit that was advised to the borrower.

A financial asset is impaired and impairment losses are incurred if, and only if, there is objective evidence of impairment as a result of one or more events that occurred and that loss event(s) has an impact on the estimated future cash flows of the financial asset that can be reliably estimated.

財務報表附註（續） Notes to the Financial Statements (continued)

4. 金融風險管理（續） 4. Financial risk management (continued)

4.1 信貸風險（續）

(B) 總貸款（續）

如有客觀證據反映金融資產已出現減值損失，有關損失按賬面值與未來現金流折現值兩者間之差額計量；金融資產已出現減值損失的客觀證據包括那些已有明顯訊息令資產持有人知悉發生了損失事件。

集團根據以下客觀證據來識別金融資產是否已出現減值損失：

- 借款人出現重大的財務困難；
- 出現違約事件，例如不履行或逾期償還本金或利息；
- 當借款人出現財務困難，貸款人基於經濟或法律因素考慮而特別給予借款人貸款條件上的優惠；
- 有證據顯示借款人將會破產或進行財務重整；或
- 其他明顯訊息反映有關授信資產的未來現金流將會出現明顯下降。

4.1 Credit Risk (continued)

(B) Gross loans and advances (continued)

If there is objective evidence that an impairment loss on loans has been incurred, the amount of loss is measured as the difference between the carrying amount and the present value of estimated future cash flows generated by the financial asset. Objective evidence that a financial asset is impaired includes observable data that comes to the attention of the holder of the asset about the loss events.

The criteria that the Group uses to determine that there is objective evidence of an impairment loss include:

- Significant financial difficulty incurred by the borrower;
- A breach of contract, such as a default or delinquency in interest or principal payment;
- For economic or legal reasons related to the borrower's financial difficulty, the Group has granted to the borrower a concession that it would not otherwise consider;
- Probable that the borrower will become bankrupt or undergo other financial reorganisation; or
- Other observable data indicating that there is a measurable decrease in the estimated future cash flows from such loans and advances.

財務報表附註 (續) Notes to the Financial Statements (continued)

4. 金融風險管理 (續) 4. Financial risk management (continued)

4.1 信貸風險 (續)

(B) 總貸款 (續)

(a) 非減值未逾期貸款

非減值未逾期貸款按內部信貸評級分析如下：

4.1 Credit Risk (continued)

(B) Gross loans and advances (continued)

(a) Advances neither overdue nor impaired

Advances that were neither overdue nor impaired are analysed by internal credit grades as follows:

		本集團 The Group			
		2010			
		合格 Pass	需要關注 Special mention	次級或以下 Substandard or below	總計 Total
		港幣百萬元 HK\$'m	港幣百萬元 HK\$'m	港幣百萬元 HK\$'m	港幣百萬元 HK\$'m
客戶貸款	Advances to customers				
個人	Personal				
- 按揭	- Mortgages	161,218	131	73	161,422
- 信用卡	- Credit cards	8,012	-	-	8,012
- 其他	- Others	15,409	30	15	15,454
公司	Corporate				
- 商業貸款	- Commercial loans	370,876	930	133	371,939
- 貿易融資	- Trade finance	52,983	240	6	53,229
		608,498	1,331	227	610,056
貿易票據	Trade bills	31,605	-	-	31,605
銀行及其他金融機構貸款	Advances to banks and other financial institutions	2,294	617	-	2,911
總計	Total	642,397	1,948	227	644,572

財務報表附註 (續) **Notes to the Financial Statements (continued)**

4. 金融風險管理 (續) **4. Financial risk management (continued)**

4.1 信貸風險 (續)

4.1 Credit Risk (continued)

(B) 總貸款 (續)

(B) Gross loans and advances (continued)

(a) 非減值未逾期貸款 (續)

(a) Advances neither overdue nor impaired (continued)

		本集團 The Group			
		2009			
		合格 Pass	需要關注 Special mention	次級或以下 Substandard or below	總計 Total
		港幣百萬元 HK\$m	港幣百萬元 HK\$m	港幣百萬元 HK\$m	港幣百萬元 HK\$m
客戶貸款	Advances to customers				
個人	Personal				
- 按揭	- Mortgages	138,876	128	85	139,089
- 信用卡	- Credit cards	7,050	-	-	7,050
- 其他	- Others	12,841	78	19	12,938
公司	Corporate				
- 商業貸款	- Commercial loans	321,318	1,073	226	322,617
- 貿易融資	- Trade finance	28,669	392	4	29,065
		508,754	1,671	334	510,759
貿易票據	Trade bills	9,080	20	-	9,100
銀行及其他金融 機構貸款	Advances to banks and other financial institutions	4,719	613	-	5,332
總計	Total	522,553	2,304	334	525,191

財務報表附註 (續) **Notes to the Financial Statements (continued)**

4. 金融風險管理 (續) **4. Financial risk management (continued)**

4.1 信貸風險 (續)

4.1 Credit Risk (continued)

(B) 總貸款 (續)

(B) Gross loans and advances (continued)

(a) 非減值未逾期貸款 (續)

(a) Advances neither overdue nor impaired (continued)

		本銀行 The Bank			
		2010			
		合格 Pass	需要關注 Special mention	次級或以下 Substandard or below	總計 Total
		港幣百萬元 HK\$'m	港幣百萬元 HK\$'m	港幣百萬元 HK\$'m	港幣百萬元 HK\$'m
客戶貸款	Advances to customers				
個人	Personal				
- 按揭	- Mortgages	141,370	107	65	141,542
- 其他	- Others	7,089	12	14	7,115
公司	Corporate				
- 商業貸款	- Commercial loans	272,905	484	110	273,499
- 貿易融資	- Trade finance	46,584	160	5	46,749
		467,948	763	194	468,905
貿易票據	Trade bills	22,690	-	-	22,690
銀行及其他金融 機構貸款	Advances to banks and other financial institutions	1,435	617	-	2,052
總計	Total	492,073	1,380	194	493,647

財務報表附註 (續) Notes to the Financial Statements (continued)

4. 金融風險管理 (續) 4. Financial risk management (continued)

4.1 信貸風險 (續)

(B) 總貸款 (續)

(a) 非減值未逾期貸款 (續)

4.1 Credit Risk (continued)

(B) Gross loans and advances (continued)

(a) Advances neither overdue nor impaired (continued)

		本銀行 The Bank			
		2009			
		合格 Pass	需要關注 Special mention	次級或以下 Substandard or below	總計 Total
		港幣百萬元 HK\$m	港幣百萬元 HK\$m	港幣百萬元 HK\$m	港幣百萬元 HK\$m
客戶貸款	Advances to customers				
個人	Personal				
- 按揭	- Mortgages	121,459	103	73	121,635
- 其他	- Others	6,989	18	17	7,024
公司	Corporate				
- 商業貸款	- Commercial loans	240,697	673	172	241,542
- 貿易融資	- Trade finance	25,642	298	3	25,943
		394,787	1,092	265	396,144
貿易票據	Trade bills	8,256	4	-	8,260
銀行及其他金融 機構貸款	Advances to banks and other financial institutions	3,867	613	-	4,480
總計	Total	406,910	1,709	265	408,884

當貸款受全數抵押擔保，即使發生損失事件亦未必導致減值損失。該等被評為「次級」或以下的貸款，被視為非減值貸款於上表中列示。

The occurrence of loss event(s) may not necessarily result in impairment loss where the loans are fully collateralised. While such loans are of "substandard" or lower grades, they are regarded as not being impaired and have been included in the above tables.

財務報表附註 (續) Notes to the Financial Statements (continued)

4. 金融風險管理 (續) 4. Financial risk management (continued)

4.1 信貸風險 (續)

4.1 Credit Risk (continued)

(B) 總貸款 (續)

(B) Gross loans and advances (continued)

(b) 逾期末減值貸款

(b) Advances overdue but not impaired

總逾期末減值貸款分析如下：

The gross amount of advances overdue but not impaired is analysed as follows:

		本集團 The Group 2010				
		逾期超過 3 個月 但不超過 6 個月 逾期 3 個月 或以下 Overdue for 3 months or less	逾期超過 6 個月 但不超過 1 年 Overdue for 6 months or less but over 3 months	逾期超過 1 年 Overdue for over 1 year but over 6 months	逾期 超過 1 年 Overdue for over 1 year	抵押品市值 Market value of collateral
		港幣百萬元 HK\$m	港幣百萬元 HK\$m	港幣百萬元 HK\$m	港幣百萬元 HK\$m	港幣百萬元 HK\$m
客戶貸款	Advances to customers					
個人	Personal					
- 按揭	- Mortgages	1,558	7	7	26	1,598
- 信用卡	- Credit cards	199	-	-	-	199
- 其他	- Others	203	1	-	13	217
公司	Corporate					
- 商業貸款	- Commercial loans	493	2	3	79	577
- 貿易融資	- Trade finance	79	-	-	5	84
總計	Total	2,532	10	10	123	2,675
						6,119

財務報表附註 (續) Notes to the Financial Statements (continued)

4. 金融風險管理 (續) 4. Financial risk management (continued)

4.1 信貸風險 (續)

4.1 Credit Risk (continued)

(B) 總貸款 (續)

(B) Gross loans and advances (continued)

(b) 逾期未減值貸款
(續)

(b) Advances overdue but not impaired (continued)

		本集團 The Group						
		2009						
		逾期超過 3 個月 但不超過 6 個月	Overdue for 6 months or less but over 3 months	逾期超過 6 個月 但不超過 1 年	Overdue for 1 year or less but over 6 months	逾期 超過 1 年	總計	抵押品市值
		港幣百萬元 HK\$m	港幣百萬元 HK\$m	港幣百萬元 HK\$m	港幣百萬元 HK\$m	港幣百萬元 HK\$m	港幣百萬元 HK\$m	Market value of collateral 港幣百萬元 HK\$m
客戶貸款	Advances to customers							
個人	Personal							
- 按揭	- Mortgages	1,765	34	12	26	1,837	4,567	
- 信用卡	- Credit cards	152	-	-	-	152	-	
- 其他	- Others	218	2	10	13	243	513	
公司	Corporate							
- 商業貸款	- Commercial loans	664	5	10	196	875	1,831	
- 貿易融資	- Trade finance	38	-	1	9	48	153	
總計	Total	2,837	41	33	244	3,155	7,064	

財務報表附註 (續) Notes to the Financial Statements (continued)

4. 金融風險管理 (續) 4. Financial risk management (continued)

4.1 信貸風險 (續)

4.1 Credit Risk (continued)

(B) 總貸款 (續)

(B) Gross loans and advances (continued)

(b) 逾期未減值貸款
(續)

(b) Advances overdue but not impaired (continued)

		本銀行 The Bank 2010					
		逾期超過 3 個月 但不超過 6 個月	逾期 6 個月 但不超過 1 年	逾期 超過 1 年	總計 Total	抵押品市值 Market value of collateral	
		Overdue for 3 months or less	Overdue for 6 months or less but over 3 months	Overdue for 1 year or less but over 6 months	Overdue for over 1 year	港幣百萬元 HK\$m	
		港幣百萬元 HK\$m	港幣百萬元 HK\$m	港幣百萬元 HK\$m	港幣百萬元 HK\$m	港幣百萬元 HK\$m	
客戶貸款	Advances to customers						
個人	Personal						
- 按揭	- Mortgages	1,367	6	4	24	3,788	
- 其他	- Others	113	-	-	13	384	
公司	Corporate						
- 商業貸款	- Commercial loans	286	2	3	74	923	
- 貿易融資	- Trade finance	77	-	-	5	28	
總計	Total	1,843	8	7	116	5,123	

財務報表附註 (續) **Notes to the Financial Statements (continued)**

4. 金融風險管理 (續) 4. Financial risk management (continued)

4.1 信貸風險 (續)

4.1 Credit Risk (continued)

(B) 總貸款 (續)

(B) Gross loans and advances (continued)

(b) 逾期未減值貸款
(續)

(b) Advances overdue but not impaired (continued)

		本銀行 The Bank					
		2009					
		逾期超過 3 個月 但不超過 6 個月	逾期 超過 6 個月 但不超過 1 年	逾期 超過 1 年	逾期 超過 1 年	總計	抵押品市值 Market value of collateral
		Overdue for 6 months or less but over 3 months	Overdue for 1 year or less but over 6 months	Overdue for over 1 year	Overdue for over 1 year	Total	
		港幣百萬元 HK\$m	港幣百萬元 HK\$m	港幣百萬元 HK\$m	港幣百萬元 HK\$m	港幣百萬元 HK\$m	港幣百萬元 HK\$m
客戶貸款	Advances to customers						
個人	Personal						
- 按揭	- Mortgages	1,518	24	12	24	1,578	3,908
- 其他	- Others	158	1	10	13	182	446
公司	Corporate						
- 商業貸款	- Commercial loans	443	5	10	192	650	1,428
- 貿易融資	- Trade finance	16	-	1	9	26	125
總計	Total	2,135	30	33	238	2,436	5,907

財務報表附註 (續) **Notes to the Financial Statements (continued)**

4. 金融風險管理 (續) 4. Financial risk management (continued)

4.1 信貸風險 (續)

(B) 總貸款 (續)

**(b) 逾期未減值貸款
(續)**

4.1 Credit Risk (continued)

(B) Gross loans and advances (continued)

(b) Advances overdue but not impaired (continued)

		本集團 The Group	
		2010	2009
		港幣百萬元 HK\$'m	港幣百萬元 HK\$'m
就上述有抵押品覆蓋的客戶貸款之抵押品市值	Current market value of collateral held against the covered portion of advances to customers	6,119	7,064
上述有抵押品覆蓋之客戶貸款	Covered portion of advances to customers	2,218	2,856
上述沒有抵押品覆蓋之客戶貸款	Uncovered portion of advances to customers	457	299
		本銀行 The Bank	
		2010	2009
		港幣百萬元 HK\$'m	港幣百萬元 HK\$'m
就上述有抵押品覆蓋的客戶貸款之抵押品市值	Current market value of collateral held against the covered portion of advances to customers	5,123	5,907
上述有抵押品覆蓋之客戶貸款	Covered portion of advances to customers	1,827	2,342
上述沒有抵押品覆蓋之客戶貸款	Uncovered portion of advances to customers	147	94

財務報表附註 (續) Notes to the Financial Statements (continued)

4. 金融風險管理 (續) 4. Financial risk management (continued)

4.1 信貸風險 (續)

(B) 總貸款 (續)

(c) 減值貸款

已個別識別減值貸款按產品類別分析如下：

4.1 Credit Risk (continued)

(B) Gross loans and advances (continued)

(c) Impaired advances

Advances individually identified to be impaired are analysed by product type as follows:

		本集團 The Group			
		2010		2009	
		總貸款 Gross advances	抵押品 市值 Market value of collateral	總貸款 Gross advances	抵押品 市值 Market value of collateral
		港幣百萬元 HK\$'m	港幣百萬元 HK\$'m	港幣百萬元 HK\$'m	港幣百萬元 HK\$'m
客戶貸款	Advances to customers				
個人	Personal				
- 按揭	- Mortgages	7	5	14	15
- 信用卡	- Credit cards	18	-	27	-
- 其他	- Others	40	22	54	21
公司	Corporate				
- 商業貸款	- Commercial loans	307	71	720	163
- 貿易融資	- Trade finance	83	11	208	28
總計	Total	455	109	1,023	227
就有關貸款作出之貸款減值準備	Loan impairment allowances made in respect of such advances	344		696	

財務報表附註 (續) **Notes to the Financial Statements (continued)**

4. 金融風險管理 (續) 4. Financial risk management (continued)

4.1 信貸風險 (續)

4.1 Credit Risk (continued)

(B) 總貸款 (續)

(B) Gross loans and advances (continued)

(c) 減值貸款 (續)

(c) Impaired advances (continued)

		本銀行 The Bank			
		2010		2009	
		總貸款 Gross advances	抵押品 市值 Market value of collateral	總貸款 Gross advances	抵押品 市值 Market value of collateral
		港幣百萬元 HK\$m	港幣百萬元 HK\$m	港幣百萬元 HK\$m	港幣百萬元 HK\$m
客戶貸款	Advances to customers				
個人	Personal				
- 按揭	- Mortgages	-	-	13	13
- 其他	- Others	34	21	48	21
公司	Corporate				
- 商業貸款	- Commercial loans	199	71	571	134
- 貿易融資	- Trade finance	76	11	165	28
總計	Total	<u>309</u>	<u>103</u>	797	196
就有關貸款作出 之貸款減值準備	Loan impairment allowances made in respect of such advances	<u>218</u>		<u>501</u>	

貸款減值準備之撥備已考慮有關貸款之抵押品價值。

The loan impairment allowances were made after taking into account the value of collateral in respect of impaired advances.

財務報表附註 (續) Notes to the Financial Statements (continued)

4. 金融風險管理 (續) 4. Financial risk management (continued)

4.1 信貸風險 (續)

(B) 總貸款 (續)

(c) 減值貸款 (續)

4.1 Credit Risk (continued)

(B) Gross loans and advances (continued)

(c) Impaired advances (continued)

		本集團 The Group	
		2010	2009
		港幣百萬元 HK\$m	港幣百萬元 HK\$m
就上述有抵押品覆蓋的客戶貸款之抵押品市值	Current market value of collateral held against the covered portion of advances to customers	<u>109</u>	<u>227</u>
上述有抵押品覆蓋之客戶貸款	Covered portion of advances to customers	<u>80</u>	<u>192</u>
上述沒有抵押品覆蓋之客戶貸款	Uncovered portion of advances to customers	<u>375</u>	<u>831</u>

		本銀行 The Bank	
		2010	2009
		港幣百萬元 HK\$m	港幣百萬元 HK\$m
就上述有抵押品覆蓋的客戶貸款之抵押品市值	Current market value of collateral held against the covered portion of advances to customers	<u>103</u>	<u>196</u>
上述有抵押品覆蓋之客戶貸款	Covered portion of advances to customers	<u>74</u>	<u>170</u>
上述沒有抵押品覆蓋之客戶貸款	Uncovered portion of advances to customers	<u>235</u>	<u>627</u>

財務報表附註 (續) Notes to the Financial Statements (continued)

4. 金融風險管理 (續) 4. Financial risk management (continued)

4.1 信貸風險 (續)

(B) 總貸款 (續)

(c) 減值貸款 (續)

特定分類或減值之客戶貸款分析如下：

特定分類或減值之客戶貸款總額

總特定分類或減值之客戶貸款對總客戶貸款比率

就有關貸款作個別評估之貸款減值準備

特定分類或減值之客戶貸款總額

總特定分類或減值之客戶貸款對總客戶貸款比率

就有關貸款作個別評估之貸款減值準備

特定分類或減值之客戶貸款乃按《銀行業(披露)規則》內的定義界定及按本集團放款質量分類的「次級」、「呆滯」或「虧損」貸款或已被個別評估為減值貸款。

4.1 Credit Risk (continued)

(B) Gross loans and advances (continued)

(c) Impaired advances (continued)

Classified or impaired advances to customers are analysed as follows:

		本集團 The Group	
		2010	2009
		港幣百萬元 HK\$m	港幣百萬元 HK\$m
Gross classified or impaired advances to customers		867	1,769
Gross classified or impaired advances to customers as a percentage of gross advances to customers		0.14%	0.34%
Individually assessed loan impairment allowances made in respect of such advances		326	671

		本銀行 The Bank	
		2010	2009
		港幣百萬元 HK\$m	港幣百萬元 HK\$m
Gross classified or impaired advances to customers		674	1,421
Gross classified or impaired advances to customers as a percentage of gross advances to customers		0.14%	0.36%
Individually assessed loan impairment allowances made in respect of such advances		218	501

Classified or impaired advances to customers follow the definitions set out in the Banking (Disclosure) Rules and represent advances which are either classified as "substandard", "doubtful" or "loss" under the Group's classification of loan quality, or individually assessed to be impaired.

財務報表附註 (續) Notes to the Financial Statements (continued)

4. 金融風險管理 (續) 4. Financial risk management (continued)

4.1 信貸風險 (續)

(B) 總貸款 (續)

(d) 逾期超過 3 個月之貸款

逾期超過 3 個月之貸款總額分析如下：

4.1 Credit Risk (continued)

(B) Gross loans and advances (continued)

(d) Advances overdue for more than 3 months

The gross amount of advances overdue for more than 3 months is analysed as follows:

		本集團 The Group			
		2010		2009	
		金額 Amount	佔客戶貸款總額 百分比 % of gross advances to customers	金額 Amount	佔客戶貸款總額 百分比 % of gross advances to customers
		港幣百萬元 HK\$m		港幣百萬元 HK\$m	
客戶貸款總額，已逾期：	Gross advances to customers which have been overdue for:				
- 超過 3 個月但不超過 6 個月	- six months or less but over three months	38	0.01%	103	0.02%
- 超過 6 個月但不超過 1 年	- one year or less but over six months	38	0.01%	154	0.03%
- 超過 1 年	- over one year	359	0.05%	569	0.11%
逾期超過 3 個月之貸款	Advances overdue for over three months	<u>435</u>	<u>0.07%</u>	<u>826</u>	<u>0.16%</u>
就上述之貸款作個別評估之貸款減值準備	Individually assessed loan impairment allowances made in respect of such advances	<u>194</u>		<u>393</u>	

財務報表附註 (續) **Notes to the Financial Statements (continued)**

4. 金融風險管理 (續) 4. Financial risk management (continued)

4.1 信貸風險 (續)

(B) 總貸款 (續)

(d) 逾期超過 3 個月
之貸款 (續)

4.1 Credit Risk (continued)

(B) Gross loans and advances (continued)

(d) Advances overdue for more than 3 months (continued)

		本銀行 The Bank			
		2010		2009	
		佔客戶貸款總額 百分比 % of gross advances to customers		佔客戶貸款總額 百分比 % of gross advances to customers	
		金額 Amount		金額 Amount	
		港幣百萬元 HK\$m		港幣百萬元 HK\$m	
客戶貸款總額， 已逾期：	Gross advances to customers which have been overdue for:				
- 超過 3 個月 但不超過 6 個月	- six months or less but over three months	12	-	51	0.01%
- 超過 6 個月 但不超過 1 年	- one year or less but over six months	31	0.01%	125	0.03%
- 超過 1 年	- over one year	241	0.05%	421	0.11%
逾期超過 3 個月 之貸款	Advances overdue for over three months	284	0.06%	597	0.15%
就上述之貸款作 個別評估之貸 款減值準備	Individually assessed loan impairment allowances made in respect of such advances	89		235	

財務報表附註 (續) Notes to the Financial Statements (continued)

4. 金融風險管理 (續) 4. Financial risk management (continued)

4.1 信貸風險 (續)

(B) 總貸款 (續)

(d) 逾期超過 3 個月之貸款 (續)

4.1 Credit Risk (continued)

(B) Gross loans and advances (continued)

(d) Advances overdue for more than 3 months (continued)

		本集團 The Group	
		2010	2009
		港幣百萬元 HK\$'m	港幣百萬元 HK\$'m
就上述有抵押品覆蓋之客戶貸款之抵押品市值	Current market value of collateral held against the covered portion of advances to customers	558	977
上述有抵押品覆蓋之客戶貸款	Covered portion of advances to customers	213	459
上述沒有抵押品覆蓋之客戶貸款	Uncovered portion of advances to customers	222	367

		本銀行 The Bank	
		2010	2009
		港幣百萬元 HK\$'m	港幣百萬元 HK\$'m
就上述有抵押品覆蓋之客戶貸款之抵押品市值	Current market value of collateral held against the covered portion of advances to customers	526	937
上述有抵押品覆蓋之客戶貸款	Covered portion of advances to customers	196	426
上述沒有抵押品覆蓋之客戶貸款	Uncovered portion of advances to customers	88	171

逾期貸款或減值貸款的抵押品主要包括公司授信戶項下的商用資產如商業及住宅樓宇、個人授信戶項下的住宅按揭物業。

於 2010 年 12 月 31 日及 2009 年 12 月 31 日，本集團及本銀行沒有逾期超過 3 個月之銀行及其他金融機構貸款。

Collateral held against overdue or impaired loans is principally represented by charges over business assets such as commercial and residential premises for corporate loans and mortgages over residential properties for personal loans.

As at 31 December 2010 and 2009, there were no advances to banks and other financial institutions overdue for more than three months for the Group and the Bank.

財務報表附註 (續) Notes to the Financial Statements (continued)

4. 金融風險管理 (續) 4. Financial risk management (continued)

4.1 信貸風險 (續)

(B) 總貸款 (續)

(e) 經重組貸款

4.1 Credit Risk (continued)

(B) Gross loans and advances (continued)

(e) Rescheduled advances

經重組客戶貸款淨額 (已扣減包含於「逾期超過3個月之貸款」部分)

Rescheduled advances to customers net of amounts included in advances overdue for more than 3 months

本集團 The Group			
2010		2009	
金額 Amount	佔客戶貸款總額 百分比 % of gross advances to customers	金額 Amount	佔客戶貸款總額 百分比 % of gross advances to customers
港幣百萬元 HK\$m		港幣百萬元 HK\$m	
228	0.04%	573	0.11%

經重組客戶貸款淨額 (已扣減包含於「逾期超過3個月之貸款」部分)

Rescheduled advances to customers net of amounts included in advances overdue for more than 3 months

本銀行 The Bank			
2010		2009	
金額 Amount	佔客戶貸款總額 百分比 % of gross advances to customers	金額 Amount	佔客戶貸款總額 百分比 % of gross advances to customers
港幣百萬元 HK\$m		港幣百萬元 HK\$m	
201	0.04%	518	0.13%

財務報表附註 (續) Notes to the Financial Statements (continued)

4. 金融風險管理 (續) 4. Financial risk management (continued)

4.1 信貸風險 (續)

(B) 總貸款 (續)

(e) 經重組貸款 (續)

於 2010 年 12 月 31 日，本集團及本銀行於當年重組的客戶貸款總額分別為港幣 5 百萬元 (2009 年：港幣 5.15 億元) 及港幣 5 百萬元 (2009 年：港幣 4.98 億元)。

於 2010 年 12 月 31 日及 2009 年 12 月 31 日，本集團及本銀行沒有經重組之銀行及其他金融機構貸款。

經重組貸款乃指客戶因為財政困難或無能力如期還款而經雙方同意達成重整還款計劃之貸款，而經修訂之還款條款 (例如利率或還款期) 並非一般商業條款。修訂還款計劃後之經重組貸款如仍逾期超過 3 個月，則包括在逾期貸款內。

4.1 Credit Risk (continued)

(B) Gross loans and advances (continued)

(e) Rescheduled advances (continued)

As at 31 December 2010, the total rescheduled advances to customers that were rescheduled during the year amounted to HK\$5 million (2009: HK\$515 million) and HK\$5 million (2009: HK\$498 million) for the Group and the Bank respectively.

As at 31 December 2010 and 2009, there were no rescheduled advances to banks and other financial institutions for the Group and the Bank.

Rescheduled advances are those advances that have been restructured or renegotiated because of deterioration in the financial position of the borrower or of the inability of the borrower to meet the original repayment schedule and for which the revised repayment terms, either of interest or of repayment period, are non-commercial. Rescheduled advances, which have been overdue for more than three months under the revised repayment terms, are included in overdue advances.

財務報表附註 (續) Notes to the Financial Statements (continued)

4. 金融風險管理 (續) 4. Financial risk management (continued)

4.1 信貸風險 (續)

(B) 總貸款 (續)

(f) 客戶貸款集中度

(i) 按行業分類之
客戶貸款總額

根據在香港境
內或境外以及
借貸人從事之
業務作出分類
之客戶貸款總
額分析如下：

4.1 Credit Risk (continued)

(B) Gross loans and advances (continued)

(f) Concentration of advances to customers

(i) Sectoral analysis of gross advances to customers

The information concerning gross advances to customers has been analysed into loans used inside or outside Hong Kong by industry sectors of the borrowers as follows:

		本集團 The Group					
		2010					
		抵押品覆蓋 之百分比 % Covered by collateral or other security	特定分類 或減值 Classified or impaired	逾期* Overdue*	個別評估之 貸款減值準備 Individually assessed impairment allowances	組合評估之 貸款減值準備 Collectively assessed impairment allowances	
		客戶貸款 Gross advances					
		港幣百萬元 HK\$'m	港幣百萬元 HK\$'m	港幣百萬元 HK\$'m	港幣百萬元 HK\$'m	港幣百萬元 HK\$'m	
在香港使用之貸款	Loans for use in Hong Kong						
工商金融業	Industrial, commercial and financial						
- 物業發展	- Property development	29,542	34.21%	3	-	93	
- 物業投資	- Property investment	67,265	88.59%	87	7	374	
- 金融業	- Financial concerns	9,011	30.57%	-	4	50	
- 股票經紀	- Stockbrokers	556	69.32%	-	-	2	
- 批發及零售業	- Wholesale and retail trade	24,300	67.23%	29	12	131	
- 製造業	- Manufacturing	15,125	44.57%	70	22	83	
- 運輸及運輸設備	- Transport and transport equipment	23,409	34.39%	80	2	80	
- 休閒活動	- Recreational activities	521	19.00%	-	-	2	
- 資訊科技	- Information technology	14,212	0.62%	3	1	44	
- 其他	- Others	23,006	42.85%	48	7	86	
個人	Individuals						
- 購買居者有其屋計劃、私人機構參建屋計劃及租者置其屋計劃樓宇之貸款	- Loans for the purchase of flats in Home Ownership Scheme, Private Sector Participation Scheme and Tenants Purchase Scheme	12,291	99.96%	64	377	10	
- 購買其他住宅物業之貸款	- Loans for purchase of other residential properties	147,424	99.99%	75	1,199	84	
- 信用卡貸款	- Credit card advances	8,230	-	18	-	75	
- 其他	- Others	12,162	63.34%	44	20	15	
在香港使用之貸款總額	Total loans for use in Hong Kong	387,054	72.70%	521	71	1,129	
貿易融資	Trade finance	53,396	16.73%	95	57	228	
在香港以外使用之貸款	Loans for use outside Hong Kong	172,736	24.45%	251	198	628	
客戶貸款總額	Gross advances to customers	613,186	54.24%	867	326	1,985	

財務報表附註 (續) Notes to the Financial Statements (continued)

4. 金融風險管理 (續) 4. Financial risk management (continued)

4.1 信貸風險 (續)

(B) 總貸款 (續)

(f) 客戶貸款集中度 (續)

(i) 按行業分類之客戶貸款總額 (續)

4.1 Credit Risk (continued)

(B) Gross loans and advances (continued)

(f) Concentration of advances to customers (continued)

(i) Sectoral analysis of gross advances to customers (continued)

		本集團 The Group 2009**					
		客戶貸款 Gross advances 港幣百萬元 HK\$m	抵押品覆蓋 之百分比 % Covered by collateral or other security	特定分類 或減值 Classified or impaired	逾期* Overdue*	個別評估之 貸款減值準備 Individually assessed impairment allowances 港幣百萬元 HK\$m	組合評估之 貸款減值準備 Collectively assessed impairment allowances 港幣百萬元 HK\$m
在香港使用之貸款	Loans for use in Hong Kong						
工商金融業	Industrial, commercial and financial						
- 物業發展	- Property development	22,903	36.71%	3	5	1	67
- 物業投資	- Property investment	72,285	84.70%	206	498	10	361
- 金融業	- Financial concerns	4,518	37.23%	-	5	-	31
- 股票經紀	- Stockbrokers	301	32.90%	-	-	-	2
- 批發及零售業	- Wholesale and retail trade	14,819	77.08%	160	222	61	83
- 製造業	- Manufacturing	13,159	55.16%	111	156	47	79
- 運輸及運輸設備	- Transport and transport equipment	28,179	16.94%	91	12	3	86
- 休閒活動	- Recreational activities	363	25.72%	-	3	-	1
- 資訊科技	- Information technology	16,102	0.80%	-	1	-	45
- 其他	- Others	22,891	41.69%	62	206	15	78
個人	Individuals						
- 購買居者有其屋計劃、私人機構參建居屋計劃及租者置其屋計劃樓宇之貸款	- Loans for the purchase of flats in Home Ownership Scheme, Private Sector Participation Scheme and Tenants Purchase Scheme	11,932	99.94%	77	457	1	10
- 購買其他住宅物業之貸款	- Loans for purchase of other residential properties	127,213	99.99%	125	1,368	1	68
- 信用卡貸款	- Credit card advances	7,348	-	27	183	-	76
- 其他	- Others	10,162	72.27%	68	172	36	17
在香港使用之貸款總額	Total loans for use in Hong Kong	352,175	71.30%	930	3,288	175	1,004
貿易融資	Trade finance	29,321	23.03%	237	224	175	128
在香港以外使用之貸款	Loans for use outside Hong Kong	133,441	20.15%	602	240	321	466
客戶貸款總額	Gross advances to customers	514,937	55.30%	1,769	3,752	671	1,598

財務報表附註 (續) Notes to the Financial Statements (continued)

4. 金融風險管理 (續) 4. Financial risk management (continued)

4.1 信貸風險 (續)

4.1 Credit Risk (continued)

(B) 總貸款 (續)

(B) Gross loans and advances (continued)

(f) 客戶貸款集中度 (續)

(f) Concentration of advances to customers (continued)

(i) 按行業分類之
客戶貸款總額
(續)

(i) Sectoral analysis of gross advances to customers (continued)

		本銀行 The Bank					
		2010					
		抵押品覆蓋 之百分比 % Covered by collateral or other security	特定分類 或減值 Classified or impaired	逾期* Overdue*	個別評估之 貸款減值準備 Individually assessed impairment allowances	組合評估之 貸款減值準備 Collectively assessed impairment allowances	
		客戶貸款 Gross advances					
		港幣百萬元 HK\$'m	港幣百萬元 HK\$'m	港幣百萬元 HK\$'m	港幣百萬元 HK\$'m	港幣百萬元 HK\$'m	
在香港使用之貸款	Loans for use in Hong Kong						
工商金融業	Industrial, commercial and financial						
- 物業發展	- Property development	24,946	35.41%	3	3	80	
- 物業投資	- Property investment	54,013	88.73%	87	176	264	
- 金融業	- Financial concerns	13,019	12.07%	-	4	42	
- 股票經紀	- Stockbrokers	554	69.19%	-	-	2	
- 批發及零售業	- Wholesale and retail trade	11,498	75.50%	24	94	62	
- 製造業	- Manufacturing	11,007	44.78%	59	92	50	
- 運輸及運輸設備	- Transport and transport equipment	19,601	36.14%	80	3	67	
- 休閒活動	- Recreational activities	455	19.59%	-	-	2	
- 資訊科技	- Information technology	13,085	0.53%	-	-	41	
- 其他	- Others	17,221	37.13%	47	120	56	
個人	Individuals						
- 購買居者有其屋計劃、私人機構參建屋計劃及租者置其屋計劃樓宇之貸款	- Loans for the purchase of flats in Home Ownership Scheme, Private Sector Participation Scheme and Tenants Purchase Scheme	11,161	99.96%	57	335	10	
- 購買其他住宅物業之貸款	- Loans for purchase of other residential properties	131,772	99.99%	68	1,066	78	
- 其他	- Others	5,636	87.11%	36	90	3	
在香港使用之貸款總額	Total loans for use in Hong Kong	313,968	74.46%	461	1,983	757	
貿易融資	Trade finance	46,907	15.03%	88	132	190	
在香港以外使用之貸款	Loans for use outside Hong Kong	110,313	14.60%	125	24	370	
客戶貸款總額	Gross advances to customers	471,188	54.53%	674	2,139	1,317	

財務報表附註 (續) Notes to the Financial Statements (continued)

4. 金融風險管理 (續) 4. Financial risk management (continued)

4.1 信貸風險 (續)

4.1 Credit Risk (continued)

(B) 總貸款 (續)

(B) Gross loans and advances (continued)

(f) 客戶貸款集中度 (續)

(f) Concentration of advances to customers (continued)

(i) 按行業分類之客戶貸款總額 (續)

(i) Sectoral analysis of gross advances to customers (continued)

		本銀行 The Bank 2009**					
		抵押品覆蓋 之百分比 % Covered by collateral or other security	特定分類 或減值 Classified or impaired	逾期* Overdue*	個別評估之 貸款減值準備 Individually assessed impairment allowances	組合評估之 貸款減值準備 Collectively assessed impairment allowances	
		客戶貸款 Gross advances 港幣百萬元 HK\$m	港幣百萬元 HK\$m	港幣百萬元 HK\$m	港幣百萬元 HK\$m	港幣百萬元 HK\$m	
在香港使用之貸款	Loans for use in Hong Kong						
工商金融業	Industrial, commercial and financial						
- 物業發展	- Property development	18,210	35.57%	3	5	1	53
- 物業投資	- Property investment	59,669	83.97%	206	356	10	259
- 金融業	- Financial concerns	8,196	16.62%	-	4	-	25
- 股票經紀	- Stockbrokers	301	32.90%	-	-	-	2
- 批發及零售業	- Wholesale and retail trade	11,577	80.62%	145	195	58	53
- 製造業	- Manufacturing	9,321	58.74%	82	121	34	46
- 運輸及運輸設備	- Transport and transport equipment	24,195	17.94%	91	7	3	73
- 休閒活動	- Recreational activities	327	28.40%	-	3	-	1
- 資訊科技	- Information technology	13,528	0.71%	-	-	-	38
- 其他	- Others	17,758	38.01%	59	185	13	54
個人	Individuals						
- 購買居者有其屋計劃、私人機構參建居屋計劃及租者置其屋計劃樓宇之貸款	- Loans for the purchase of flats in Home Ownership Scheme, Private Sector Participation Scheme and Tenants Purchase Scheme	10,629	99.94%	69	382	1	9
- 購買其他住宅物業之貸款	- Loans for purchase of other residential properties	112,604	99.99%	109	1,203	1	63
- 其他	- Others	5,625	92.15%	59	119	35	4
在香港使用之貸款總額	Total loans for use in Hong Kong	291,940	72.80%	823	2,580	156	680
貿易融資	Trade finance	26,134	21.20%	178	177	133	106
在香港以外使用之貸款	Loans for use outside Hong Kong	81,303	8.87%	420	62	212	241
客戶貸款總額	Gross advances to customers	399,377	56.41%	1,421	2,819	501	1,027

* 有明確到期日之貸款，若其本金或利息已逾期及仍未償還，則列作逾期貸款。

* Advances with a specific repayment date are classified as overdue when the principal or interest is past due and remains unpaid.

財務報表附註 (續) Notes to the Financial Statements (continued)

4. 金融風險管理 (續) 4. Financial risk management (continued)

4.1 信貸風險 (續)

(B) 總貸款 (續)

(f) 客戶貸款集中度 (續)

(i) 按行業分類之客戶貸款總額 (續)

於收益表撥備之新提減值準備，及當年撇銷特定分類或減值貸款如下：

4.1 Credit Risk (continued)

(B) Gross loans and advances (continued)

(f) Concentration of advances to customers (continued)

(i) Sectoral analysis of gross advances to customers (continued)

The amount of new impairment allowances charged to the income statement, and classified or impaired loans written off during the year are shown below:

		本集團 The Group			
		2010		2009**	
		新提減值準備 New impairment allowances	撇銷特定分類或減值貸款 Classified or impaired loans written off	新提減值準備 New impairment allowances	撇銷特定分類或減值貸款 Classified or impaired loans written off
		港幣百萬元 HK\$m	港幣百萬元 HK\$m	港幣百萬元 HK\$m	港幣百萬元 HK\$m
在香港使用之貸款	Loans for use in Hong Kong				
工商金融業	Industrial, commercial and financial				
- 物業發展	- Property development	22	-	6	-
- 物業投資	- Property investment	56	1	38	37
- 金融業	- Financial concerns	13	-	3	-
- 股票經紀	- Stockbrokers	-	-	-	-
- 批發及零售業	- Wholesale and retail trade	54	45	44	28
- 製造業	- Manufacturing	27	14	33	101
- 運輸及運輸設備	- Transport and transport equipment	19	2	10	1
- 休閒活動	- Recreational activities	1	-	-	-
- 資訊科技	- Information technology	12	-	7	-
- 其他	- Others	19	7	17	12
個人	Individuals				
- 購買居有其屋計劃、私人機構參建居屋計劃及租者置其屋計劃樓宇之貸款	- Loans for the purchase of flats in Home Ownership Scheme, Private Sector Participation Scheme and Tenants Purchase Scheme	1	-	1	1
- 購買其他住宅物業之貸款	- Loans for purchase of other residential properties	15	-	1	-
- 信用卡貸款	- Credit card advances	118	118	194	189
- 其他	- Others	33	43	65	66
在香港使用之貸款總額	Total loans for use in Hong Kong	390	230	419	435
貿易融資	Trade finance	76	111	82	158
在香港以外使用之貸款	Loans for use outside Hong Kong	132	-	248	6
客戶貸款總額	Gross advances to customers	598	341	749	599

財務報表附註 (續) Notes to the Financial Statements (continued)

4. 金融風險管理 (續) 4. Financial risk management (continued)

4.1 信貸風險 (續)

4.1 Credit Risk (continued)

(B) 總貸款 (續)

(B) Gross loans and advances (continued)

(f) 客戶貸款集中度 (續)

(f) Concentration of advances to customers (continued)

(i) 按行業分類之客戶貸款總額 (續)

(i) Sectoral analysis of gross advances to customers (continued)

		本銀行 The Bank			
		2010		2009**	
		新提 減值準備 New impairment allowances	撇銷特定 分類或 減值貸款 Classified or impaired loans written off	新提 減值準備 New impairment allowances	撇銷特定 分類或 減值貸款 Classified or impaired loans written off
		港幣百萬元 HK\$m	港幣百萬元 HK\$m	港幣百萬元 HK\$m	港幣百萬元 HK\$m
在香港使用之貸款	Loans for use in Hong Kong				
工商金融業	Industrial, commercial and financial				
- 物業發展	- Property development	21	-	6	-
- 物業投資	- Property investment	53	1	23	37
- 金融業	- Financial concerns	11	-	3	-
- 股票經紀	- Stockbrokers	-	-	-	-
- 批發及零售業	- Wholesale and retail trade	18	42	24	23
- 製造業	- Manufacturing	24	14	22	24
- 運輸及運輸設備	- Transport and transport equipment	19	2	10	1
- 休閒活動	- Recreational activities	1	-	-	-
- 資訊科技	- Information technology	11	-	4	-
- 其他	- Others	18	5	14	11
個人	Individuals				
- 購買居者有其屋計劃、私人機構參建居屋計劃及租者置其屋計劃樓宇之貸款	- Loans for the purchase of flats in Home Ownership Scheme, Private Sector Participation Scheme and Tenants Purchase Scheme	1	-	1	1
- 購買其他住宅物業之貸款	- Loans for purchase of other residential properties	14	-	1	-
- 其他	- Others	4	14	10	9
在香港使用之貸款總額	Total loans for use in Hong Kong	195	78	118	106
貿易融資	Trade finance	64	73	70	106
在香港以外使用之貸款	Loans for use outside Hong Kong	95	-	238	2
客戶貸款總額	Gross advances to customers	354	151	426	214

** 上述分析的基準已作完善，比較數字因而相應重新分類。

** During the year, the basis of the above analyses has been refined and the comparative amounts have been reclassified accordingly.

財務報表附註 (續) Notes to the Financial Statements (continued)

4. 金融風險管理 (續) 4. Financial risk management (continued)

4.1 信貸風險 (續)

(B) 總貸款 (續)

(f) 客戶貸款集中度 (續)

- (ii) 按地理區域分類之客戶貸款總額及逾期貸款

下列關於客戶貸款總額和逾期貸款之地理區域分析是根據交易對手之所在地，並已顧及有關貸款之風險轉移因素。

客戶貸款總額

4.1 Credit Risk (continued)

(B) Gross loans and advances (continued)

(f) Concentration of advances to customers (continued)

- (ii) Geographical analysis of gross advances to customers and overdue advances

The following geographical analysis of gross advances to customers and overdue advances is based on the location of the counterparties, after taking into account the transfer of risk in respect of such advances where appropriate.

Gross advances to customers

		本集團 The Group	
		2010	2009
		港幣百萬元 HK\$'m	港幣百萬元 HK\$'m
香港	Hong Kong	447,461	409,529
中國內地	Mainland China	127,436	72,556
其他	Others	38,289	32,852
		613,186	514,937
		本銀行 The Bank	
		2010	2009
		港幣百萬元 HK\$'m	港幣百萬元 HK\$'m
香港	Hong Kong	369,441	338,424
中國內地	Mainland China	72,174	33,042
其他	Others	29,573	27,911
		471,188	399,377

財務報表附註 (續) Notes to the Financial Statements (continued)

4. 金融風險管理 (續) 4. Financial risk management (continued)

4.1 信貸風險 (續)

4.1 Credit Risk (continued)

(B) 總貸款 (續)

(B) Gross loans and advances (continued)

(f) 客戶貸款集中度 (續)

(f) Concentration of advances to customers (continued)

(ii) 按地理區域分
類之客戶貸款
總額及逾期貸
款 (續)

(ii) Geographical analysis of gross advances to customers and overdue advances
(continued)

客戶貸款總額 (續)

Gross advances to customers (continued)

		本集團 The Group	
		2010	2009
		港幣百萬元 HK\$'m	港幣百萬元 HK\$'m
就客戶貸款總 額作組合評 估之貸款減 值準備	Collectively assessed loan impairment allowances in respect of the gross advances to customers		
香港	Hong Kong	1,375	1,205
中國內地	Mainland China	478	290
其他	Others	132	103
		<u>1,985</u>	<u>1,598</u>
		本銀行 The Bank	
		2010	2009
		港幣百萬元 HK\$'m	港幣百萬元 HK\$'m
就客戶貸款總 額作組合評 估之貸款減 值準備	Collectively assessed loan impairment allowances in respect of the gross advances to customers		
香港	Hong Kong	989	848
中國內地	Mainland China	229	99
其他	Others	99	80
		<u>1,317</u>	<u>1,027</u>

財務報表附註 (續) **Notes to the Financial Statements (continued)**

4. 金融風險管理 (續) 4. Financial risk management (continued)

4.1 信貸風險 (續)

4.1 Credit Risk (continued)

(B) 總貸款 (續)

(B) Gross loans and advances (continued)

(f) 客戶貸款集中度 (續)

(f) Concentration of advances to customers (continued)

(ii) 按地理區域分類之客戶貸款總額及逾期貸款 (續)

(ii) Geographical analysis of gross advances to customers and overdue advances (continued)

逾期貸款

Overdue advances

		本集團 The Group	
		2010	2009
		港幣百萬元 HK\$'m	港幣百萬元 HK\$'m
香港	Hong Kong	2,761	3,470
中國內地	Mainland China	207	253
其他	Others	15	29
		2,983	3,752

		本銀行 The Bank	
		2010	2009
		港幣百萬元 HK\$'m	港幣百萬元 HK\$'m
香港	Hong Kong	2,094	2,765
中國內地	Mainland China	36	40
其他	Others	9	14
		2,139	2,819

財務報表附註 (續) **Notes to the Financial Statements (continued)**

4. 金融風險管理 (續) 4. Financial risk management (continued)

4.1 信貸風險 (續)

4.1 Credit Risk (continued)

(B) 總貸款 (續)

(B) Gross loans and advances (continued)

(f) 客戶貸款集中度 (續)

(f) Concentration of advances to customers (continued)

(ii) 按地理區域分類之客戶貸款總額及逾期貸款 (續)

(ii) Geographical analysis of gross advances to customers and overdue advances (continued)

逾期貸款 (續)

Overdue advances (continued)

就逾期貸款作個別評估之貸款減值準備

Individually assessed loan impairment allowances in respect of the overdue advances

香港
中國內地
其他

Hong Kong
Mainland China
Others

本集團
The Group

	2010	2009
	港幣百萬元	港幣百萬元
	HK\$'m	HK\$'m

	137	297
	64	154
	2	6
	203	457

就逾期貸款作個別評估之貸款減值準備

Individually assessed loan impairment allowances in respect of the overdue advances

香港
中國內地
其他

Hong Kong
Mainland China
Others

本銀行
The Bank

	2010	2009
	港幣百萬元	港幣百萬元
	HK\$'m	HK\$'m

	92	280
	3	10
	2	6
	97	296

財務報表附註 (續) **Notes to the Financial Statements (continued)**

4. 金融風險管理 (續) 4. Financial risk management (continued)

4.1 信貸風險 (續)

4.1 Credit Risk (continued)

(B) 總貸款 (續)

(B) Gross loans and advances (continued)

(f) 客戶貸款集中度
(續)

(f) Concentration of advances to customers (continued)

(ii) 按地理區域分
類之客戶貸款
總額及逾期貸
款 (續)

(ii) Geographical analysis of gross advances to customers and overdue advances
(continued)

逾期貸款 (續)

Overdue advances (continued)

		本集團 The Group	
		2010	2009
		港幣百萬元 HK\$m	港幣百萬元 HK\$m
就逾期貸款作 組合評估之 貸款減值準 備	Collectively assessed loan impairment allowances in respect of the overdue advances		
香港	Hong Kong	51	57
中國內地	Mainland China	5	9
		56	66

		本銀行 The Bank	
		2010	2009
		港幣百萬元 HK\$m	港幣百萬元 HK\$m
就逾期貸款作 組合評估之 貸款減值準 備	Collectively assessed loan impairment allowances in respect of the overdue advances		
香港	Hong Kong	18	22
中國內地	Mainland China	1	1
		19	23

財務報表附註 (續) Notes to the Financial Statements (continued)

4. 金融風險管理 (續) 4. Financial risk management (continued)

4.1 信貸風險 (續)

4.1 Credit Risk (continued)

(B) 總貸款 (續)

(B) Gross loans and advances (continued)

(f) 客戶貸款集中度 (續)

(f) Concentration of advances to customers (continued)

(ii) 按地理區域分類之客戶貸款總額及逾期貸款 (續)

(ii) Geographical analysis of gross advances to customers and overdue advances (continued)

特定分類或減值貸款

Classified or impaired advances

		本集團 The Group	
		2010	2009
		港幣百萬元 HK\$m	港幣百萬元 HK\$m
香港	Hong Kong	656	1,153
中國內地	Mainland China	113	260
其他	Others	98	356
		867	1,769

		本銀行 The Bank	
		2010	2009
		港幣百萬元 HK\$m	港幣百萬元 HK\$m
香港	Hong Kong	553	1,007
中國內地	Mainland China	23	58
其他	Others	98	356
		674	1,421

財務報表附註 (續) Notes to the Financial Statements (continued)

4. 金融風險管理 (續) 4. Financial risk management (continued)

4.1 信貸風險 (續)

(B) 總貸款 (續)

(f) 客戶貸款集中度 (續)

(ii) 按地理區域分類之客戶貸款總額及逾期貸款 (續)

特定分類或減值貸款 (續)

就特定分類或減值貸款作個別評估之貸款減值準備

香港
中國內地
其他

就特定分類或減值貸款作個別評估之貸款減值準備

香港
中國內地
其他

4.1 Credit Risk (continued)

(B) Gross loans and advances (continued)

(f) Concentration of advances to customers (continued)

(ii) Geographical analysis of gross advances to customers and overdue advances (continued)

Classified or impaired advances (continued)

Individually assessed loan impairment allowances in respect of the classified or impaired advances

Hong Kong
Mainland China
Others

Individually assessed loan impairment allowances in respect of the classified or impaired advances

Hong Kong
Mainland China
Others

本集團 The Group	
2010	2009
港幣百萬元 HK\$m	港幣百萬元 HK\$m
163	316
65	191
98	164
326	671

本銀行 The Bank	
2010	2009
港幣百萬元 HK\$m	港幣百萬元 HK\$m
116	292
4	45
98	164
218	501

財務報表附註 (續) **Notes to the Financial Statements (continued)**

4. 金融風險管理 (續) 4. Financial risk management (continued)

4.1 信貸風險 (續)

4.1 Credit Risk (continued)

(B) 總貸款 (續)

(B) Gross loans and advances (continued)

(f) 客戶貸款集中度 (續)

(f) Concentration of advances to customers (continued)

(ii) 按地理區域分類之客戶貸款總額及逾期貸款 (續)

(ii) Geographical analysis of gross advances to customers and overdue advances (continued)

特定分類或減值貸款 (續)

Classified or impaired advances (continued)

就特定分類或減值貸款作組合評估之貸款減值準備

Collectively assessed loan impairment allowances in respect of the classified or impaired advances

香港
中國內地

Hong Kong
Mainland China

本集團 The Group	
2010	2009
港幣百萬元 HK\$m	港幣百萬元 HK\$m

19	23
2	6
21	29

就特定分類或減值貸款作組合評估之貸款減值準備

Collectively assessed loan impairment allowances in respect of the classified or impaired advances

香港

Hong Kong

本銀行 The Bank	
2010	2009
港幣百萬元 HK\$m	港幣百萬元 HK\$m

3	3
---	---

財務報表附註 (續) Notes to the Financial Statements (continued)

4. 金融風險管理 (續) 4. Financial risk management (continued)

4.1 信貸風險 (續)

(C) 收回資產

於年內，本集團通過對抵押物行使收回資產權而取得的資產按性質及賬面值概述如下：

商用物業
工業物業
住宅物業

本集團及本銀行於2010年12月31日持有的收回資產之估值分別為港幣2.80億元（2009年：港幣1.37億元）及港幣2.77億元（2009年：港幣1.37億元）。這包括本集團及本銀行通過對抵押資產取得處置或控制權（如通過法律程序或業主自願交出抵押資產方式取得）而對借款人的債務進行全數或部分減除的資產。

當收回資產的變現能力受到影響時，本集團將按情況以下列方式處理：

- 調整出售價格
- 連同抵押資產一併出售貸款
- 安排債務重組

4.1 Credit Risk (continued)

(C) Repossessed assets

During the year, the Group obtained assets by taking possession of collateral held as security. The nature and carrying value of such assets are summarised as follows:

	本集團 The Group		本銀行 The Bank	
	2010 港幣百萬元 HK\$'m	2009 港幣百萬元 HK\$'m	2010 港幣百萬元 HK\$'m	2009 港幣百萬元 HK\$'m
商用物業	-	18	-	18
工業物業	2	6	2	6
住宅物業	79	71	79	71
	81	95	81	95

The estimated market value of repossessed assets held by the Group and the Bank as at 31 December 2010 amounted to HK\$280 million (2009: HK\$137 million) and HK\$277 million (2009: HK\$137 million) respectively. They comprise properties in respect of which the Group and the Bank have acquired access or control (e.g. through court proceedings or voluntary actions by the borrowers concerned) for release in full or in part of the obligations of the borrowers.

When the repossessed assets are not readily convertible into cash, the Group may consider the following alternatives:

- adjusting the selling prices
- selling the loans together with the assets
- arranging loan restructuring

財務報表附註 (續) Notes to the Financial Statements (continued)

4. 金融風險管理 (續) 4. Financial risk management (continued)

4.1 信貸風險 (續)

(D) 在銀行及其他金融機構的結餘及存款

下表為在銀行及其他金融機構的非減值未逾期結餘及存款於 12 月 31 日按評級機構之評級分析，並按穆迪評級或其他同等評級分類。

4.1 Credit Risk (continued)

(D) Balances and placements with banks and other financial institutions

The following tables present an analysis of balances and placements with banks and other financial institutions that are neither overdue nor impaired as at 31 December by rating agency designation, based on Moody's ratings or their equivalent.

		本集團 The Group			
		2010			
		A3 以下 Lower than A3		無評級 Unrated	總計 Total
		Aaa 至 A3 Aaa to A3	A3 以下 Lower than A3	無評級 Unrated	總計 Total
		港幣百萬元 HK\$m	港幣百萬元 HK\$m	港幣百萬元 HK\$m	港幣百萬元 HK\$m
中央銀行	Central banks	336,923	-	-	336,923
銀行及其他金融機構	Banks and other financial institutions	89,762	11,583	11,805	113,150
		426,685	11,583	11,805	450,073
		本集團 The Group			
		2009			
		A3 以下 Lower than A3		無評級 Unrated	總計 Total
		Aaa 至 A3 Aaa to A3	A3 以下 Lower than A3	無評級 Unrated	總計 Total
		港幣百萬元 HK\$m	港幣百萬元 HK\$m	港幣百萬元 HK\$m	港幣百萬元 HK\$m
中央銀行	Central banks	81,790	-	-	81,790
銀行及其他金融機構	Banks and other financial institutions	126,006	444	8,958	135,408
		207,796	444	8,958	217,198

財務報表附註(續) Notes to the Financial Statements (continued)

4. 金融風險管理(續) 4. Financial risk management (continued)

4.1 信貸風險(續)

(D) 在銀行及其他金融機構的結餘及存款(續)

4.1 Credit Risk (continued)

(D) Balances and placements with banks and other financial institutions (continued)

		本銀行 The Bank			
		2010			
		Aaa 至 A3 Aaa to A3	A3 以下 Lower than A3	無評級 Unrated	總計 Total
		港幣百萬元 HK\$m	港幣百萬元 HK\$m	港幣百萬元 HK\$m	港幣百萬元 HK\$m
中央銀行 銀行及其他金融機構	Central banks Banks and other financial institutions	329,438	-	-	329,438
		75,151	7,902	18,764	101,817
		404,589	7,902	18,764	431,255
		本銀行 The Bank			
		2009			
		Aaa 至 A3 Aaa to A3	A3 以下 Lower than A3	無評級 Unrated	總計 Total
		港幣百萬元 HK\$m	港幣百萬元 HK\$m	港幣百萬元 HK\$m	港幣百萬元 HK\$m
中央銀行 銀行及其他金融機構	Central banks Banks and other financial institutions	77,036	-	-	77,036
		98,199	160	17,431	115,790
		175,235	160	17,431	192,826

於 2010 年 12 月 31 日及 2009 年 12 月 31 日，本集團及本銀行沒有減值或逾期之銀行及其他金融機構結餘及存款。

As at 31 December 2010 and 2009, there were no overdue or impaired balances and placements with banks and other financial institutions for the Group and the Bank.

財務報表附註 (續) Notes to the Financial Statements (continued)

4. 金融風險管理 (續) 4. Financial risk management (continued)

4.1 信貸風險 (續)

(E) 債務證券

下表為以信貸評級及信貸風險性質分析之債務證券賬面值，並按穆迪評級或其他同等評級對個別投資債券的評級分類。

4.1 Credit Risk (continued)

(E) Debt securities

The tables below represent an analysis of the carrying value of debt securities by credit rating and credit risk characteristic, based on Moody's ratings or their equivalent to the respective issues of the debt securities.

		本集團 The Group							
		2010							
						無評級 Unrated			
		Aa1 至 Aa3	A1 至 A3	A3 以下 Lower than A3	香港政府 及其機構 Hong Kong government and government bodies	其他國家政府 及其機構 Other governments and government agencies	其他 Other	總計 Total	
		港幣 百萬元 HK\$m	港幣 百萬元 HK\$m	港幣 百萬元 HK\$m	港幣 百萬元 HK\$m	港幣 百萬元 HK\$m	港幣 百萬元 HK\$m	港幣 百萬元 HK\$m	
證券投資	Investment in securities								
美國 non-agency 住房貸款抵押	US non-agency residential mortgage-backed								
- 次級	- Subprime	351	1	5	-	-	-	357	
- Alt-A	- Alt-A	90	112	40	-	-	-	242	
- Prime	- Prime	391	64	87	53	-	-	595	
房利美	Fannie Mae								
- 擔保的住房貸款抵押債券	- mortgage-backed securities	-	-	-	-	-	15	15	
房貸美	Freddie Mac								
- 發行的債券	- issued debt securities	79	158	-	-	-	-	237	
- 擔保的住房貸款抵押債券	- mortgage-backed securities	-	-	-	-	-	602	602	
其他住房貸款/資產抵押債券	Other MBS/ABS	2,490	282	-	-	-	7,334	10,106	
其他債券	Other debt securities	98,334	78,839	37,467	3,594	15,989	49,260	47,722	
小計	Subtotal	101,735	79,456	37,599	3,647	15,989	57,211	47,722	
343,359									
公平值變化計入損益之金融資產	Financial assets at fair value through profit or loss								
其他住房貸款/資產抵押債券	Other MBS/ABS	19	-	-	-	-	-	-	
其他債券	Other debt securities	24	1,955	1,932	547	33,486	-	2,399	
小計	Subtotal	43	1,955	1,932	547	33,486	-	2,399	
40,362									
總計	Total	101,778	81,411	39,531	4,194	49,475	57,211	50,121	
383,721									

財務報表附註 (續) Notes to the Financial Statements (continued)

4. 金融風險管理 (續) 4. Financial risk management (continued)

4.1 信貸風險 (續)

4.1 Credit Risk (continued)

(E) 債務證券 (續)

(E) Debt securities (continued)

		本集團 The Group							
		2009							
						無評級 Unrated			
		Aa1 至 Aa3	A1 至 A3	A3 以下 Lower than A3	香港政府 及其機構 Hong Kong government and government bodies	其他國家政府 及其機構 Other governments and government agencies	其他 Other	總計 Total	
		港幣 百萬元 HK\$m	港幣 百萬元 HK\$m	港幣 百萬元 HK\$m	港幣 百萬元 HK\$m	港幣 百萬元 HK\$m	港幣 百萬元 HK\$m	港幣 百萬元 HK\$m	
證券投資	Investment in securities								
美國 non-agency 住房貸款抵押	US non-agency residential mortgage-backed								
- 次級	- Subprime	504	31	12	-	-	-	547	
- Alt-A	- Alt-A	138	191	44	11	-	-	384	
- Prime	- Prime	635	242	632	1,344	-	-	2,853	
房利美	Fannie Mae								
- 發行的債券	- issued debt securities	1,348	-	-	-	-	-	1,348	
- 擔保的住房貸款 抵押債券	- mortgage-backed securities	-	-	-	-	-	51	51	
房貸美	Freddie Mac								
- 發行的債券	- issued debt securities	79	160	-	-	-	-	239	
- 擔保的住房貸款 抵押債券	- mortgage-backed securities	-	-	-	-	-	1,164	1,164	
其他住房貸款/資產 抵押債券	Other MBS/ABS	3,481	416	25	-	-	2,695	6,617	
其他債券	Other debt securities	84,266	69,593	34,330	5,322	9,609	39,437	45,119	
小計	Subtotal	90,451	70,633	35,043	6,677	9,609	43,347	45,119	
								300,879	
公平值變化計入損 益之金融資產	Financial assets at fair value through profit or loss								
其他住房貸款/資產 抵押債券	Other MBS/ABS	25	-	-	-	-	-	25	
其他債券	Other debt securities	50	1,159	1,321	1,359	13,902	290	221	
小計	Subtotal	75	1,159	1,321	1,359	13,902	290	221	
總計	Total	90,526	71,792	36,364	8,036	23,511	43,637	45,340	
								319,206	

於2010年12月31日本集團無評級之總金額為港幣1,568.07億元(2009年:港幣1,124.88億元),其中沒有發行人評級僅為港幣57.00億元(2009年:港幣34.87億元),詳情請參閱第158頁。

The total amount of unrated issues of the Group amounted to HK\$156,807 million (2009: HK\$112,488 million) as at 31 December 2010, of which only HK\$5,700 million (2009: HK\$3,487 million) were without issuer ratings. For details, please refer to page 158.

財務報表附註 (續) Notes to the Financial Statements (continued)

4. 金融風險管理 (續) 4. Financial risk management (continued)

4.1 信貸風險 (續)

4.1 Credit Risk (continued)

(E) 債務證券 (續)

(E) Debt securities (continued)

		本銀行 The Bank							
		2010							
		Aa1 至 Aa3		A1 至 A3	A3 以下 Lower than A3	香港政府 及其機構 Hong Kong government and government bodies	無評級 Unrated 其他國家政府 及其機構 Other governments and government agencies	其他 Other	總計 Total
		港幣 百萬元 HK\$m	港幣 百萬元 HK\$m	港幣 百萬元 HK\$m	港幣 百萬元 HK\$m	港幣 百萬元 HK\$m	港幣 百萬元 HK\$m	港幣 百萬元 HK\$m	港幣 百萬元 HK\$m
證券投資	Investment in securities								
美國 non-agency 住房貸款抵押	US non-agency residential mortgage-backed								
- 次級	- Subprime	351	1	5	-	-	-	-	357
- Alt-A	- Alt-A	90	112	40	-	-	-	-	242
- Prime	- Prime	391	64	87	53	-	-	-	595
房利美	Fannie Mae								
- 擔保的住房貸款抵押債券	- mortgage-backed securities	-	-	-	-	-	15	-	15
房貸美	Freddie Mac								
- 發行的債券	- issued debt securities	79	158	-	-	-	-	-	237
- 擔保的住房貸款抵押債券	- mortgage-backed securities	-	-	-	-	-	602	-	602
其他住房貸款/資產抵押債券	Other MBS/ABS	2,487	98	-	-	-	7,334	-	9,919
其他債券	Other debt securities	95,475	70,873	33,073	2,834	10,076	48,193	39,617	300,141
小計	Subtotal	98,873	71,306	33,205	2,887	10,076	56,144	39,617	312,108
公平值變化計入損益之金融資產	Financial assets at fair value through profit or loss								
其他債券	Other debt securities	7	1,735	118	120	32,544	-	2,347	36,871
小計	Subtotal	7	1,735	118	120	32,544	-	2,347	36,871
總計	Total	98,880	73,041	33,323	3,007	42,620	56,144	41,964	348,979

財務報表附註 (續) Notes to the Financial Statements (continued)

4. 金融風險管理 (續) 4. Financial risk management (continued)

4.1 信貸風險 (續)

4.1 Credit Risk (continued)

(E) 債務證券 (續)

(E) Debt securities (continued)

		本銀行 The Bank							
		2009							
						無評級 Unrated			
		Aa1 至 Aa3	A1 至 A3	A3 以下 Lower than A3	香港政府 及其機構 Hong Kong government and government bodies	其他國家政府 及其機構 Other governments and government agencies	其他 Other	總計 Total	
		港幣 百萬元 HK\$m	港幣 百萬元 HK\$m	港幣 百萬元 HK\$m	港幣 百萬元 HK\$m	港幣 百萬元 HK\$m	港幣 百萬元 HK\$m	港幣 百萬元 HK\$m	
證券投資	Investment in securities								
美國 non-agency 住房貸款抵押	US non-agency residential mortgage-backed								
- 次級	- Subprime	504	31	12	-	-	-	547	
- Alt-A	- Alt-A	138	191	44	11	-	-	384	
- Prime	- Prime	635	242	632	1,344	-	-	2,853	
房利美	Fannie Mae								
- 發行的債券	- issued debt securities	1,348	-	-	-	-	-	1,348	
- 擔保的住房貸款抵押債券	- mortgage-backed securities	-	-	-	-	-	51	51	
房貸美	Freddie Mac								
- 發行的債券	- issued debt securities	79	160	-	-	-	-	239	
- 擔保的住房貸款抵押債券	- mortgage-backed securities	-	-	-	-	-	1,164	1,164	
其他住房貸款/資產抵押債券	Other MBS/ABS	3,476	205	25	-	-	2,695	6,401	
其他債券	Other debt securities	80,861	63,070	29,827	3,487	5,799	38,033	256,288	
小計	Subtotal	87,041	63,899	30,540	4,842	5,799	41,943	269,275	
公平值變化計入損益之金融資產	Financial assets at fair value through profit or loss								
其他債券	Other debt securities	-	869	286	165	13,052	290	14,860	
小計	Subtotal	-	869	286	165	13,052	290	14,860	
總計	Total	87,041	64,768	30,826	5,007	18,851	42,233	284,135	

於 2010 年 12 月 31 日本銀行無評級之總金額為港幣 1,407.28 億元 (2009 年: 港幣 964.93 億元), 其中沒有發行人評級僅為港幣 46.61 億元 (2009 年: 港幣 25.92 億元), 詳情請參閱第 159 頁。

The total amount of unrated issues of the Bank amounted to HK\$140,728 million (2009: HK\$96,493 million) as at 31 December 2010, of which only HK\$4,661 million (2009: HK\$2,592 million) were without issuer ratings. For details, please refer to page 159.

財務報表附註 (續) Notes to the Financial Statements (continued)

4. 金融風險管理 (續) 4. Financial risk management (continued)

4.1 信貸風險 (續)

(E) 債務證券 (續)

就以上沒有評級的債務證券，按發行人之評級分析如下：

4.1 Credit Risk (continued)

(E) Debt securities (continued)

For the above debt securities with no issue rating, their issuer ratings are analysed as follows:

		本集團 The Group					
		2010					
		Aaa	Aa1 至 Aa3	A1 至 A3	A3 以下 Lower than A3	無評級 Unrated	總計 Total
		港幣百萬元 HK\$m	港幣百萬元 HK\$m	港幣百萬元 HK\$m	港幣百萬元 HK\$m	港幣百萬元 HK\$m	港幣百萬元 HK\$m
可供出售證券	Available-for-sale securities	39,825	34,342	8,321	4,833	5,548	92,869
持有至到期日證券	Held-to-maturity securities	668	10,910	1,119	-	-	12,697
貸款及應收款 公平值變化計入損益 之金融資產	Loans and receivables Financial assets at fair value through profit or loss	-	11,187	4,169	-	-	15,356
		-	33,581	2,152	-	152	35,885
總計	Total	40,493	90,020	15,761	4,833	5,700	156,807

		本集團 The Group					
		2009					
		Aaa	Aa1 至 Aa3	A1 至 A3	A3 以下 Lower than A3	無評級 Unrated	總計 Total
		港幣百萬元 HK\$m	港幣百萬元 HK\$m	港幣百萬元 HK\$m	港幣百萬元 HK\$m	港幣百萬元 HK\$m	港幣百萬元 HK\$m
可供出售證券	Available-for-sale securities	30,333	28,233	6,683	3,089	2,468	70,806
持有至到期日證券	Held-to-maturity securities	697	9,687	3,039	155	988	14,566
貸款及應收款 公平值變化計入損益 之金融資產	Loans and receivables Financial assets at fair value through profit or loss	-	9,768	2,935	-	-	12,703
		156	13,903	323	-	31	14,413
總計	Total	31,186	61,591	12,980	3,244	3,487	112,488

財務報表附註 (續) Notes to the Financial Statements (continued)

4. 金融風險管理 (續) 4. Financial risk management (continued)

4.1 信貸風險 (續)

4.1 Credit Risk (continued)

(E) 債務證券 (續)

(E) Debt securities (continued)

		本銀行 The Bank					
		2010					
		Aaa	Aa1 至 Aa3 Aa1 to Aa3	A1 至 A3 A1 to A3	A3 以下 Lower than A3	無評級 Unrated	總計 Total
		港幣百萬元 HK\$m	港幣百萬元 HK\$m	港幣百萬元 HK\$m	港幣百萬元 HK\$m	港幣百萬元 HK\$m	港幣百萬元 HK\$m
可供出售證券	Available-for-sale securities	39,805	25,645	5,398	4,517	4,561	79,926
持有至到期日證券	Held-to-maturity securities	668	9,823	1,119	-	-	11,610
貸款及應收款 公平值變化計入損益 之金融資產	Loans and receivables Financial assets at fair value through profit or loss	-	11,187	3,114	-	-	14,301
		-	32,639	2,152	-	100	34,891
總計	Total	40,473	79,294	11,783	4,517	4,661	140,728

		本銀行 The Bank					
		2009					
		Aaa	Aa1 至 Aa3 Aa1 to Aa3	A1 至 A3 A1 to A3	A3 以下 Lower than A3	無評級 Unrated	總計 Total
		港幣百萬元 HK\$m	港幣百萬元 HK\$m	港幣百萬元 HK\$m	港幣百萬元 HK\$m	港幣百萬元 HK\$m	港幣百萬元 HK\$m
可供出售證券	Available-for-sale securities	30,315	21,508	4,942	2,855	1,795	61,415
持有至到期日證券	Held-to-maturity securities	697	6,044	1,690	-	788	9,219
貸款及應收款 公平值變化計入損益 之金融資產	Loans and receivables Financial assets at fair value through profit or loss	-	9,599	2,720	-	-	12,319
		156	13,052	323	-	9	13,540
總計	Total	31,168	50,203	9,675	2,855	2,592	96,493

財務報表附註 (續) Notes to the Financial Statements (continued)

4. 金融風險管理 (續) 4. Financial risk management (continued)

4.1 信貸風險 (續)

(E) 債務證券 (續)

下表為非逾期或減值之債務證券於12月31日按評級機構之評級分析，並按穆迪評級或其他同等評級對個別債務證券作出評級。

4.1 Credit Risk (continued)

(E) Debt securities (continued)

The following tables present an analysis of debt securities neither overdue nor impaired as at 31 December by rating agency designation, based on Moody's ratings or their equivalent to the respective issues of the debt securities.

		本集團 The Group					
		2010					
		Aaa	Aa1 至 Aa3	A1 至 A3	A3 以下 Lower than A3	無評級 Unrated	總計 Total
		港幣百萬元 HK\$m	港幣百萬元 HK\$m	港幣百萬元 HK\$m	港幣百萬元 HK\$m	港幣百萬元 HK\$m	港幣百萬元 HK\$m
可供出售證券	Available-for-sale securities	81,822	66,174	33,403	2,532	92,869	276,800
持有至到期日證券	Held-to-maturity securities	19,520	13,230	4,111	1,064	12,697	50,622
貸款及應收款	Loans and receivables	-	-	-	-	15,356	15,356
公平值變化計入損益之金融資產	Financial assets at fair value through profit or loss	43	1,955	1,932	547	35,885	40,362
總計	Total	101,385	81,359	39,446	4,143	156,807	383,140

		本集團 The Group					
		2009					
		Aaa	Aa1 至 Aa3	A1 至 A3	A3 以下 Lower than A3	無評級 Unrated	總計 Total
		港幣百萬元 HK\$m	港幣百萬元 HK\$m	港幣百萬元 HK\$m	港幣百萬元 HK\$m	港幣百萬元 HK\$m	港幣百萬元 HK\$m
可供出售證券	Available-for-sale securities	78,877	43,949	22,978	3,648	70,806	220,258
持有至到期日證券	Held-to-maturity securities	11,057	26,330	11,746	2,179	14,566	65,878
貸款及應收款	Loans and receivables	-	-	-	-	12,703	12,703
公平值變化計入損益之金融資產	Financial assets at fair value through profit or loss	75	1,159	1,321	1,359	14,413	18,327
總計	Total	90,009	71,438	36,045	7,186	112,488	317,166

財務報表附註 (續) Notes to the Financial Statements (continued)

4. 金融風險管理 (續) 4. Financial risk management (continued)

4.1 信貸風險 (續)

4.1 Credit Risk (continued)

(E) 債務證券 (續)

(E) Debt securities (continued)

		本銀行 The Bank					
		2010					
		Aaa	Aa1 至 Aa3 Aa1 to Aa3	A1 至 A3 A1 to A3	A3 以下 Lower than A3	無評級 Unrated	總計 Total
		港幣百萬元 HK\$m	港幣百萬元 HK\$m	港幣百萬元 HK\$m	港幣百萬元 HK\$m	港幣百萬元 HK\$m	港幣百萬元 HK\$m
可供出售證券	Available-for-sale securities	79,122	59,645	30,106	2,162	79,926	250,961
持有至到期日證券	Held-to-maturity securities	19,358	11,609	3,014	713	11,610	46,304
貸款及應收款 公平值變化計入損益 之金融資產	Loans and receivables Financial assets at fair value through profit or loss	-	-	-	-	14,301	14,301
		7	1,735	118	120	34,891	36,871
總計	Total	98,487	72,989	33,238	2,995	140,728	348,437

		本銀行 The Bank					
		2009					
		Aaa	Aa1 至 Aa3 Aa1 to Aa3	A1 至 A3 A1 to A3	A3 以下 Lower than A3	無評級 Unrated	總計 Total
		港幣百萬元 HK\$m	港幣百萬元 HK\$m	港幣百萬元 HK\$m	港幣百萬元 HK\$m	港幣百萬元 HK\$m	港幣百萬元 HK\$m
可供出售證券	Available-for-sale securities	76,227	41,595	20,956	2,587	61,415	202,780
持有至到期日證券	Held-to-maturity securities	10,297	21,950	9,265	1,405	9,219	52,136
貸款及應收款 公平值變化計入損益 之金融資產	Loans and receivables Financial assets at fair value through profit or loss	-	-	-	-	12,319	12,319
		-	869	286	165	13,540	14,860
總計	Total	86,524	64,414	30,507	4,157	96,493	282,095

財務報表附註 (續) Notes to the Financial Statements (continued)

4. 金融風險管理 (續) 4. Financial risk management (continued)

4.1 信貸風險 (續)

4.1 Credit Risk (continued)

(E) 債務證券 (續)

(E) Debt securities (continued)

減值債務證券之信貸
評級分析如下：

The impaired debt securities by credit rating are analysed as follows:

		本集團 The Group						
		2010						
		賬面值 Carrying values						其中： 累計減值準備 Of which accumulated impairment allowances
		Aaa	Aa1 至 Aa3	A1 至 A3	A3 以下 Lower than A3	無評級 Unrated	總計 Total	
		港幣 百萬元 HK\$m	港幣 百萬元 HK\$m	港幣 百萬元 HK\$m	港幣 百萬元 HK\$m	港幣 百萬元 HK\$m	港幣 百萬元 HK\$m	港幣 百萬元 HK\$m
可供出售證券	Available-for-sale securities	90	-	85	12	-	187	46
持有至到期日證券	Held-to-maturity securities	303	52	-	39	-	394	49
總計	Total	393	52	85	51	-	581	95
其中：累計減值 準備	Of which accumulated impairment allowances	53	14	21	7	-	95	

		本集團 The Group						
		2009						
		賬面值 Carrying values						其中： 累計減值準備 Of which accumulated impairment allowances
		Aaa	Aa1 至 Aa3	A1 至 A3	A3 以下 Lower than A3	無評級 Unrated	總計 Total	
		港幣 百萬元 HK\$m	港幣 百萬元 HK\$m	港幣 百萬元 HK\$m	港幣 百萬元 HK\$m	港幣 百萬元 HK\$m	港幣 百萬元 HK\$m	港幣 百萬元 HK\$m
可供出售證券	Available-for-sale securities	106	279	275	695	-	1,355	676
持有至到期日證券	Held-to-maturity securities	411	75	44	155	-	685	112
總計	Total	517	354	319	850	-	2,040	788
其中：累計減值 準備	Of which accumulated impairment allowances	74	117	130	186	281	788	

財務報表附註 (續) Notes to the Financial Statements (continued)

4. 金融風險管理 (續) 4. Financial risk management (continued)

4.1 信貸風險 (續)

4.1 Credit Risk (continued)

(E) 債務證券 (續)

(E) Debt securities (continued)

		本銀行 The Bank						
		2010						
		賬面值 Carrying values						其中： 累計減值準備 Of which accumulated impairment allowances
		Aaa	Aa1 至 Aa3	A1 至 A3	A3 以下 Lower than A3	無評級 Unrated	總計 Total	
		港幣 百萬元 HK\$m	港幣 百萬元 HK\$m	港幣 百萬元 HK\$m	港幣 百萬元 HK\$m	港幣 百萬元 HK\$m	港幣 百萬元 HK\$m	港幣 百萬元 HK\$m
可供出售證券	Available-for-sale securities	90	-	85	12	-	187	46
持有至到期日證券	Held-to-maturity securities	303	52	-	-	-	355	46
總計	Total	393	52	85	12	-	542	92
其中：累計減值準備	Of which accumulated impairment allowances	53	14	21	4	-	92	

		本銀行 The Bank						
		2009						
		賬面值 Carrying values						其中： 累計減值準備 Of which accumulated impairment allowances
		Aaa	Aa1 至 Aa3	A1 至 A3	A3 以下 Lower than A3	無評級 Unrated	總計 Total	
		港幣 百萬元 HK\$m	港幣 百萬元 HK\$m	港幣 百萬元 HK\$m	港幣 百萬元 HK\$m	港幣 百萬元 HK\$m	港幣 百萬元 HK\$m	港幣 百萬元 HK\$m
可供出售證券	Available-for-sale securities	106	279	275	695	-	1,355	676
持有至到期日證券	Held-to-maturity securities	411	75	44	155	-	685	112
總計	Total	517	354	319	850	-	2,040	788
其中：累計減值準備	Of which accumulated impairment allowances	74	117	130	186	281	788	

於2010年12月31日及2009年12月31日，本集團及本銀行沒有逾期之債務證券。

As at 31 December 2010 and 2009, there were no overdue debt securities for the Group and the Bank.

財務報表附註 (續) Notes to the Financial Statements (continued)

4. 金融風險管理 (續) 4. Financial risk management (continued)

4.1 信貸風險 (續)

(E) 債務證券 (續)

住房貸款/資產抵押債券

下表為本集團及本銀行住房貸款/資產抵押債券風險承擔之地理區域分析：

4.1 Credit Risk (continued)

(E) Debt securities (continued)

MBS/ABS

The tables below represent an analysis of the Group's and the Bank's exposure to MBS/ABS by geographical location.

		本集團 The Group 2010		
		賬面值 Carrying values	其中： 累計減值準備 Of which accumulated impairment allowances	
		總計 Total	已減值證券 Impaired securities	港幣百萬元 HK\$m
		港幣百萬元 HK\$m	港幣百萬元 HK\$m	港幣百萬元 HK\$m
美國住房貸款/資產抵押債券	US MBS/ABS			
Non-agency 住房貸款抵押	Non-agency residential mortgage-backed			
- 次級	- Subprime	357	346	36
- Alt-A	- Alt-A	242	76	30
- Prime	- Prime	595	105	26
真利美	Ginnie Mae	7,334	-	-
房利美	Fannie Mae	15	-	-
房貸美	Freddie Mac	602	-	-
其他	Others	850	-	-
		9,995	527	92
其他國家住房貸款/資產抵押債券	Other countries MBS/ABS			
住房貸款抵押	Residential mortgage-backed	1,860	15	-
商用貸款抵押	Commercial mortgage-backed	81	-	-
		1,941	15	-
住房貸款/資產抵押債券總計	Total MBS/ABS	11,936	542	92

財務報表附註 (續) **Notes to the Financial Statements (continued)**

4. 金融風險管理 (續) 4. Financial risk management (continued)

4.1 信貸風險 (續)

4.1 Credit Risk (continued)

(E) 債務證券 (續)

(E) Debt securities (continued)

住房貸款/資產抵押
債券 (續)

MBS/ABS (continued)

		本集團 The Group 2009		
		賬面值 Carrying values		其中： 累計減值準備
		總計 Total	已減值證券 Impaired securities	Of which accumulated impairment allowances
		港幣百萬元 HK\$m	港幣百萬元 HK\$m	港幣百萬元 HK\$m
美國住房貸款/資產抵押 債券	US MBS/ABS			
Non-agency 住房貸款抵押	Non-agency residential mortgage-backed			
- 次級	- Subprime	547	479	55
- Alt-A	- Alt-A	384	146	66
- Prime	- Prime	2,853	1,308	348
真利美	Ginnie Mae	2,695	-	-
房利美	Fannie Mae	51	-	-
房貸美	Freddie Mac	1,164	-	-
其他	Others	1,534	-	-
		<u>9,228</u>	<u>1,933</u>	<u>469</u>
其他國家住房貸款/資產 抵押債券	Other countries MBS/ABS			
住房貸款抵押	Residential mortgage-backed	2,253	75	38
商用貸款抵押	Commercial mortgage-backed	160	-	-
		<u>2,413</u>	<u>75</u>	<u>38</u>
住房貸款/資產抵押債券 總計	Total MBS/ABS	<u>11,641</u>	<u>2,008</u>	<u>507</u>

財務報表附註 (續) **Notes to the Financial Statements (continued)**

4. 金融風險管理 (續) 4. Financial risk management (continued)

4.1 信貸風險 (續)

(E) 債務證券 (續)

住房貸款/資產抵押
債券 (續)

4.1 Credit Risk (continued)

(E) Debt securities (continued)

MBS/ABS (continued)

		本銀行 The Bank 2010		
		賬面值 Carrying values	其中： 累計減值準備 Of which accumulated impairment allowances	
		總計 Total	已減值證券 Impaired securities	港幣百萬元 HK\$m
		港幣百萬元 HK\$m	港幣百萬元 HK\$m	港幣百萬元 HK\$m
美國住房貸款/資產抵押 債券	US MBS/ABS			
Non-agency 住房貸款抵押	Non-agency residential mortgage-backed			
- 次級	- Subprime	357	346	36
- Alt-A	- Alt-A	242	76	30
- Prime	- Prime	595	105	26
真利美	Ginnie Mae	7,334	-	-
房利美	Fannie Mae	15	-	-
房貸美	Freddie Mac	602	-	-
其他	Others	850	-	-
		9,995	527	92
其他國家住房貸款/資產 抵押債券	Other countries MBS/ABS			
住房貸款抵押	Residential mortgage-backed	1,673	15	-
商用貸款抵押	Commercial mortgage-backed	62	-	-
		1,735	15	-
住房貸款/資產抵押債券 總計	Total MBS/ABS	11,730	542	92

財務報表附註 (續) Notes to the Financial Statements (continued)

4. 金融風險管理 (續) 4. Financial risk management (continued)

4.1 信貸風險 (續)

(E) 債務證券 (續)

住房貸款／資產抵押
債券 (續)

4.1 Credit Risk (continued)

(E) Debt securities (continued)

MBS/ABS (continued)

		本銀行 The Bank 2009		
		賬面值 Carrying values	其中： 累計減值準備 Of which accumulated impairment allowances	
		總計 Total	已減值證券 Impaired securities	港幣百萬元 HK\$m
		港幣百萬元 HK\$m	港幣百萬元 HK\$m	港幣百萬元 HK\$m
美國住房貸款／資產抵押 債券	US MBS/ABS			
Non-agency 住房貸款抵押	Non-agency residential mortgage-backed			
- 次級	- Subprime	547	479	55
- Alt-A	- Alt-A	384	146	66
- Prime	- Prime	2,853	1,308	348
真利美	Ginnie Mae	2,695	-	-
房利美	Fannie Mae	51	-	-
房貸美	Freddie Mac	1,164	-	-
其他	Others	1,534	-	-
		9,228	1,933	469
其他國家住房貸款／資產 抵押債券	Other countries MBS/ABS			
住房貸款抵押	Residential mortgage-backed	2,037	75	38
商用貸款抵押	Commercial mortgage-backed	135	-	-
		2,172	75	38
住房貸款／資產抵押債券 總計	Total MBS/ABS	11,400	2,008	507

		本集團及本銀行 The Group and the Bank	
		2010	2009
		港幣百萬元 HK\$m	港幣百萬元 HK\$m
年內有關住房貸款／資產抵押 債券之可供出售證券儲備的 公平值增加 (扣除減值準備 撥回轉撥收益表後淨額，不 包括遞延稅項影響)	Increase in fair value taken to available-for-sale securities reserve on MBS/ABS for the year (net of reversal of impairment allowances taken to income statement excluding deferred tax impact)	53	1,617
與住房貸款／資產抵押債券有 關之可供出售證券儲備年末 結餘 (不包括遞延稅項影響)	Closing balance of available-for-sale securities reserve relating to MBS/ABS (excluding deferred tax impact)	(37)	(90)

財務報表附註 (續) Notes to the Financial Statements (continued)

4. 金融風險管理 (續) 4. Financial risk management (continued)

4.1 信貸風險 (續)

(E) 債務證券 (續)

住房貸款/資產抵押
債券 (續)

減值住房貸款/資產
抵押債券之信貸評級
分析如下:

4.1 Credit Risk (continued)

(E) Debt securities (continued)

MBS/ABS (continued)

The impaired MBS/ABS by credit rating are analysed as follows:

		本集團及本銀行 The Group and the Bank 2010					其中: 累計減值準備 Of which accumulated impairment allowances	
		賬面值 Carrying values						
	Aaa	Aa1 至 Aa3	A1 至 A3	A3 以下 Lower than A3	無評級 Unrated	總計 Total		
	港幣 百萬元 HK\$m	港幣 百萬元 HK\$m	港幣 百萬元 HK\$m	港幣 百萬元 HK\$m	港幣 百萬元 HK\$m	港幣 百萬元 HK\$m	港幣 百萬元 HK\$m	
美國住房貸款/資產 抵押債券	US MBS/ABS							
Non-agency 住房貸 款抵押	Non-agency residential mortgage-backed							
- 次級	345	1	-	-	-	346	36	
- Alt-A	-	36	40	-	-	76	30	
- Prime	48	-	45	12	-	105	26	
	<u>393</u>	<u>37</u>	<u>85</u>	<u>12</u>	<u>-</u>	<u>527</u>	<u>92</u>	
其他國家住房貸款/ 資產抵押債券	Other countries MBS/ABS							
住房貸款抵押	Residential mortgage-backed							
	-	15	-	-	-	15	-	
住房貸款/資產抵押 債券總計	<u>393</u>	<u>52</u>	<u>85</u>	<u>12</u>	<u>-</u>	<u>542</u>	<u>92</u>	
其中: 累計減值準備	Of which accumulated impairment allowances							
	<u>53</u>	<u>14</u>	<u>21</u>	<u>4</u>	<u>-</u>	<u>92</u>		

財務報表附註 (續) Notes to the Financial Statements (continued)

4. 金融風險管理 (續) 4. Financial risk management (continued)

4.1 信貸風險 (續)

4.1 Credit Risk (continued)

(E) 債務證券 (續)

(E) Debt securities (continued)

住房貸款/資產抵押
債券 (續)

MBS/ABS (continued)

		本集團及本銀行 The Group and the Bank						
		2009						
		賬面值 Carrying values					其中： 累計減值準備 Of which accumulated impairment allowances	
	Aaa	Aa1 至 Aa3	A1 至 A3	A3 以下 Lower than A3	無評級 Unrated	總計 Total		
	港幣 百萬元 HK\$m	港幣 百萬元 HK\$m	港幣 百萬元 HK\$m	港幣 百萬元 HK\$m	港幣 百萬元 HK\$m	港幣 百萬元 HK\$m	港幣 百萬元 HK\$m	
美國住房貸款/資產抵押債券	US MBS/ABS							
Non-agency 住房貸款抵押	Non-agency residential mortgage-backed							
- 次級	467	-	12	-	-	479	55	
- Alt-A	-	91	44	11	-	146	66	
- Prime	50	188	231	839	-	1,308	348	
	517	279	287	850	-	1,933	469	
其他國家住房貸款/資產抵押債券	Other countries MBS/ABS							
住房貸款抵押	Residential mortgage-backed							
	-	75	-	-	-	75	38	
住房貸款/資產抵押債券總計	Total MBS/ABS							
	517	354	287	850	-	2,008	507	
其中：累計減值準備	Of which accumulated impairment allowances							
	74	117	130	186	-	507		

財務報表附註 (續) Notes to the Financial Statements (continued)

4. 金融風險管理 (續) 4. Financial risk management (continued)

4.1 信貸風險 (續)

(E) 債務證券 (續)

住房貸款/資產抵押
債券 (續)

下表為 12 月 31 日
持有的住房貸款/
資產抵押債券年度
減值準備淨 (撥回)
/撥備分析:

4.1 Credit Risk (continued)

(E) Debt securities (continued)

MBS/ABS (continued)

The tables below represent an analysis of net (reversal)/charge of impairment allowances for the year for MBS/ABS held as at 31 December.

		本集團及本銀行 The Group and the Bank 2010					
		Aaa	Aa1 至 Aa3	A1 至 A3	A3 以下 Lower than A3	無評級 Unrated	總計 Total
		港幣百萬元 HK\$m	港幣百萬元 HK\$m	港幣百萬元 HK\$m	港幣百萬元 HK\$m	港幣百萬元 HK\$m	港幣百萬元 HK\$m
美國住房貸款/資產 抵押債券	US MBS/ABS						
Non-agency 住房貸 款抵押	Non-agency residential mortgage-backed						
- 次級	- Subprime	(16)	(2)	-	-	-	(18)
- Alt-A	- Alt-A	-	(2)	(4)	-	-	(6)
- Prime	- Prime	(4)	-	5	(2)	-	(1)
		(20)	(4)	1	(2)	-	(25)
其他國家住房貸款/ 資產抵押債券	Other countries MBS/ABS						
住房貸款抵押	Residential mortgage-backed	-	(4)	-	-	-	(4)
住房貸款/資產抵押 債券總計	Total MBS/ABS	(20)	(8)	1	(2)	-	(29)

財務報表附註（續） **Notes to the Financial Statements (continued)**

4. 金融風險管理（續） **4. Financial risk management (continued)**

4.1 信貸風險（續）

4.1 Credit Risk (continued)

(E) 債務證券（續）

(E) Debt securities (continued)

住房貸款／資產抵押
債券（續）

MBS/ABS (continued)

		本集團及本銀行 The Group and the Bank					
		2009					
		Aaa	Aa1 至 Aa3	A1 至 A3	A3 以下 Lower than A3	無評級 Unrated	總計 Total
		港幣百萬元 HK\$m	港幣百萬元 HK\$m	港幣百萬元 HK\$m	港幣百萬元 HK\$m	港幣百萬元 HK\$m	港幣百萬元 HK\$m
美國住房貸款／資產抵押債券	US MBS/ABS						
Non-agency 住房貸款抵押	Non-agency residential mortgage-backed						
- 次級	- Subprime	(15)	-	(3)	-	-	(18)
- Alt-A	- Alt-A	-	10	20	(3)	-	27
- Prime	- Prime	22	15	(2)	139	-	174
		7	25	15	136	-	183
其他國家住房貸款／資產抵押債券	Other countries MBS/ABS						
住房貸款抵押	Residential mortgage-backed	-	8	-	-	-	8
住房貸款／資產抵押債券總計	Total MBS/ABS	7	33	15	136	-	191

註：以上減值準備淨（撥回）／撥備不包括年內已處置之住房貸款／資產抵押債券。

Note: The net (reversal)/charge of impairment allowances for MBS/ABS disposed during the year is excluded.

財務報表附註（續） Notes to the Financial Statements (continued)

4. 金融風險管理（續） 4. Financial risk management (continued)

4.2 市場風險

市場風險是指因金融市場價格（債券價格／利率、匯率、股票價格、商品價格）變化導致銀行的外匯和商品持倉值及交易賬利率和股票持倉值波動而可能給銀行帶來的損失。本集團採取穩健的市場風險偏好，保持風險與收益的平衡。市場風險管理的目標，是根據本集團的風險偏好和資金業務發展策略，依靠完善的風險管理制度和管理手段，有效管理銀行業務中可能發生的市場風險，促進資金業務健康發展。

本集團按照風險管理管治架構管理市場風險，董事會及風險委員會、高層管理人員和職能部門，各司其職，各負其責。風險管理部（市場風險管理）是市場風險管理的主責單位，協助高層管理人員履行日常管理職責，獨立監察中銀香港及整個集團的市場風險狀況以及管理政策和限額執行情況，確保整體和個別的市場風險均控制在可接受的風險水平內。

本集團市場風險管理的範圍，包括集團層面和各附屬機構。集團制訂統一的市場風險管理政策，規範本集團及各附屬機構的市場風險管理工作，同時，設置集團風險值限額，並根據各附屬機構業務需求和風險承受能力，統一配置和監督使用。在符合集團政策規定的前提下，各附屬機構管理者可以制訂具體的實施辦法（需經中銀香港認可），並須承擔管理其機構日常市場風險的責任。各附屬機構設有獨立的風險監控單位，監控每日的市場風險及限額執行情況，並定期向中銀香港提交管理信息和報告。

4.2 Market Risk

Market risk refers to the risk of losses arising from adverse movements in the value of foreign exchange and commodity positions and the trading book interest rate and equity positions held by the Group due to the volatility of financial market price (debt security price/interest rate, foreign exchange rate, equity price, commodity price). The Group adopts robust market risk appetite to achieve balance between risk and return. The Group's objective in managing market risk is to secure healthy growth of treasury business, by effective management of potential market risk in the Group's business, according to the Group's overall risk appetite and strategy of treasury business and based on well established risk management regime and measures.

According to corporate governance in risk management, the Board and Risk Committee, senior management and functional departments/units perform their duties and responsibilities to manage the Group's market risk. Risk Management Department (Market Risk Management) is mainly responsible for managing market risk, assisting senior management to perform their day-to-day duties, independently monitoring the market risk profile and compliance of management policies and limits of the Group and BOCHK, ensuring the aggregate and individual market risk are within acceptable level.

The Group's market risk management covers the Group and its subsidiaries. The Group establishes uniform market risk management policies to regulate the Group's and subsidiaries' market risk management work; meanwhile, the Group sets up Group VAR limit, which is allocated and monitored across the Group, according to subsidiaries' business requirements and risk tolerance level. In line with the requirements set in the Group policy, subsidiaries may formulate detailed regulations (subject to prior consent by BOCHK) and must bear the responsibility to manage daily market risk of the institution. Subsidiaries set up independent risk monitoring team to monitor daily market risk and limit compliance, and submit management information and reports to BOCHK on a regular basis.

財務報表附註 (續) Notes to the Financial Statements (continued)

4. 金融風險管理 (續) 4. Financial risk management (continued)

4.2 市場風險 (續)

本集團設定市場風險指標及限額，用於識別、計量、監測和控制市場風險。主要風險指標和限額包括但不限於風險值、止損額、敞口額、壓力測試以及敏感性分析(基點價值、期權敏感度)等。主要風險指標和限額視管理需要劃分為三個層級，分別由風險委員會、管理委員會或風險總監及資金業務的主管副總裁批准，中銀香港資金業務單位及各附屬機構(就集團限額而言)必須在批核的市場風險指標和限額範圍內開展業務。

(A) 風險值

本集團用於管理市場風險的核心指標是風險值。它是採用統計學方式估量的一段特定時間內和指定的置信度下，銀行所持有的交易賬頭盤可能形成的最大損失。本集團採用統一的風險值計量模型，運用歷史模擬法，以過去2年的市場數據為參照，計算99% 置信水平下及1天持有期內集團層面及各附屬機構的風險值，並設定集團總體和各附屬機構的風險值限額。

4.2 Market Risk (continued)

The Group sets up market risk indicators and limits to identify, measure, monitor and control market risk. Major risk indicators and limits include but are not limited to VAR, Stop Loss, Open Position, Stress Testing and Sensitivity Analysis (Basis Point Value, Greeks), etc. To meet management requirements, major risk indicators and limits are classified into three levels, and approved by Risk Committee, Management Committee or CRO and Deputy Chief Executive (DCE) in charge of treasury business respectively. Treasury business units of BOCHK and other subsidiaries (as for Group Limit) are required to conduct their business within approved market risk indicators and limits.

(A) VAR

VAR refers to the core indicator used in managing the Group's market risk. It is a statistical method used to measure the maximum loss of trading book positions held by the bank over a target horizon with a given level of confidence. The Group adopts a uniform VAR calculation model, using historical simulation approach and 2-year historical data, to calculate VAR of the Group and subsidiaries over 1-day holding period with 99% confidence level, and set up VAR limit of the Group and subsidiaries.

財務報表附註 (續) Notes to the Financial Statements (continued)

4. 金融風險管理 (續) 4. Financial risk management (continued)

4.2 市場風險 (續)

4.2 Market Risk (continued)

(A) 風險值 (續)

(A) VAR (continued)

下表詳述中銀香港自營盤市場風險持倉的風險值¹。

The following table sets out the VAR for all trading market risk exposure¹ of BOCHK.

		年份	於 12 月 31 日	全年	全年	全年
			At	最低數值	最高數值	平均數值
		Year	31 December	Minimum for	Maximum for	Average for
			港幣百萬元	港幣百萬元	港幣百萬元	港幣百萬元
			HK\$m	HK\$m	HK\$m	HK\$m
全部市場風險持倉之風險值	VAR for all market risk	2010	9.8	5.7	15.7	9.5
		2009	9.8	9.0	16.3	12.6
匯率風險產品持倉之風險值	VAR for foreign exchange risk products	2010	1.3	1.3	11.2	5.3
		2009	7.7	7.4	15.8	11.3
利率風險產品持倉之風險值	VAR for interest rate risk products	2010	10.4	3.6	13.6	7.9
		2009	6.4	2.1	12.8	5.7
股票風險產品持倉之風險值	VAR for equity risk products	2010	0.0	0.0	1.7	0.2
		2009	0.1	0.1	2.5	0.3
商品風險產品持倉之風險值	VAR for commodity risk products	2010	0.0	0.0	0.2	0.0
		2009	0.0	0.0	0.1	0.0

2010年中銀香港從市場風險相關的自營交易賺得的每日平均收益²為港幣5.75百萬元(2009年:港幣3.88百萬元)。

In 2010, the average daily revenue² of BOCHK earned from market risk-related trading activities was HK\$5.75 million (2009: HK\$3.88 million).

注釋:

1 不包括外匯結構性敞口的風險值。

2 不包括外匯結構性敞口的損益及背對背收入。

Notes:

1 Structural FX positions have been excluded.

2 Revenues from structural FX positions and back-to-back transactions have been excluded.

財務報表附註（續） Notes to the Financial Statements (continued)

4. 金融風險管理（續） 4. Financial risk management (continued)

4.2 市場風險（續）

4.2 Market Risk (continued)

(A) 風險值（續）

(A) VAR (continued)

本集團採用回顧測試檢討風險值模型計量結果的準確性。回顧測試是將交易賬持盤的風險值數字與下一個交易日從這些持盤得到的實際收入作出比較，而實際交易收入中不包括非交易收益，例如服務費及佣金。若交易收入為負值，且超越風險值數字，則視為出現例外情況。一般而言，在連續 12 個月內的例外情況應該不超過 4 次。回顧測試結果需要向集團高層管理人員（包括總裁及風險總監）報告。中銀香港每月對風險值模型計算結果進行回顧測試。2010 年內測試結果顯示，實際交易損失超過風險值的情況只發生過 3 次。

The predictive power of the VAR measure is monitored by back-testing, which compares the calculated VAR figure of those trading positions of each business day with the actual revenues arising on those positions on the next business day. These actual revenues exclude non-trading income, such as fee and commission. If back-testing revenues are negative and exceeding the VAR, a “back-testing exception” is noted. Generally speaking, the number of back-testing exceptions in a rolling 12-month period will not exceed four times. Back-testing results are reported to the Group’s senior management, including CE and CRO. BOCHK conducts back-testing of VAR measures on a monthly basis. There are 3 actual losses exceeding the VAR estimate for BOCHK in 2010.

財務報表附註（續） Notes to the Financial Statements (continued)

4. 金融風險管理（續） 4. Financial risk management (continued)

4.2 市場風險（續）

(A) 風險值（續）

雖然風險值是量度市場風險的一項重要指標，但它也有一定局限性，例如：

- 採用過往數據估計未來動態未能顧及所有可能出現的情況，特別是一些極端情況；
- 一日持倉期的計算方法假設所有頭盤均可以在一日內套現或對沖。這項假設未必能完全反映市場風險，尤其在市場流通度極低時，可能未及在一日持倉期內套現或對沖所有頭盤；
- 根據定義，當採用99% 置信水平時，即未有考慮在此置信水平以外或會出現的虧損；以及
- 風險值是以營業時間結束時的頭盤作計算基準，因此並不一定反映交易時段內的風險。

4.2 Market Risk (continued)

(A) VAR (continued)

Although a valuable guide to risk, VAR should always be viewed in the context of its limitations. For example:

- the use of historical data as a proxy for estimating future events may not encompass all potential events, particularly those which are extreme in nature;
- the use of a one-day holding period assumes that all positions can be liquidated or hedged in one day. This may not fully reflect the market risk arising at times of severe illiquidity, when a one-day holding period may be insufficient to liquidate or hedge all positions fully;
- the use of a 99 per cent confidence level, by definition, does not take into account losses that might occur beyond this level of confidence; and
- VAR is calculated on the basis of exposures outstanding at the close of business and therefore does not necessarily reflect intra-day exposures.

財務報表附註（續） Notes to the Financial Statements (continued)

4. 金融風險管理（續） 4. Financial risk management (continued)

4.2 市場風險（續）

(A) 風險值（續）

本集團充分了解風險值指標的局限性，因此，制定了壓力測試指標及限額以評估和管理風險值不能涵蓋的剩餘市場風險。交易賬市場風險壓力測試包括按不同風險因素改變的嚴峻程度所作的敏感性測試，以及對歷史事件的情景分析，如1987股災、1994債券市場危機、1997亞洲金融風暴、2001年美國911事件以及2008金融海嘯等。

(B) 外匯風險

本集團的資產及負債均以主要貨幣為主，尤其集中在港元及美元。為確保外匯風險暴露保持在可接受水平，集團利用風險限額（例如頭盤及風險值限額）作為監控工具。此外，集團致力於減少相同貨幣資產與負債的錯配，並通常利用外匯合約（例如外匯掉期）管理由外幣資產負債所產生的匯率風險。

4.2 Market Risk (continued)

(A) VAR (continued)

The Group recognises these limitations by formulating stress test indicators and limits to assess and manage the market risk uncovered by VAR. The stress testing programme of the trading book includes sensitivity testing on changes in risk factors with various degrees of severity, as well as scenario analysis on historical events including the 1987 Equity Market Crash, 1994 Bond Market Crash, the 1997 Asian Financial Crisis, 2001 9-11 event and 2008 Financial Tsunami, etc.

(B) Currency risk

The Group's assets and liabilities are denominated in major currencies, particularly the Hong Kong dollar and the US dollar. To ensure the currency risk exposure of the Group is kept to an acceptable level, risk limits (e.g. Position and VAR limit) are used to serve as a monitoring tool. Moreover, the Group seeks to minimise the gap between asset and liability in the same currency. Foreign exchange contracts (e.g. FX swap) are usually used to manage FX risk associated with foreign currency-denominated assets and liabilities.

財務報表附註 (續) Notes to the Financial Statements (continued)

4. 金融風險管理 (續) 4. Financial risk management (continued)

4.2 市場風險 (續)

(B) 外匯風險 (續)

下表概述了本集團及本銀行於 12 月 31 日之外幣匯率風險承擔。表內以折合港元賬面值列示資產及負債，並按原幣分類。

4.2 Market Risk (continued)

(B) Currency risk (continued)

The tables below summarise the Group's and the Bank's exposure to foreign currency exchange rate risk as at 31 December. Included in the tables are the assets and liabilities at carrying amounts in HK\$ equivalent, categorised by the original currency.

		本集團 The Group							
		2010							
	人民幣 Renminbi	美元 US Dollars	港元 HK Dollars	歐羅 Euro	日圓 Japanese Yen	英鎊 Pound Sterling	其他 Others	總計 Total	
	港幣 百萬元 HK\$'m	港幣 百萬元 HK\$'m	港幣 百萬元 HK\$'m	港幣 百萬元 HK\$'m	港幣 百萬元 HK\$'m	港幣 百萬元 HK\$'m	港幣 百萬元 HK\$'m	港幣 百萬元 HK\$'m	
資產	Assets								
庫存現金及在銀行及其他金融機構的結餘	Cash and balances with banks and other financial institutions	369,079	17,962	21,802	2,762	657	1,884	999	415,145
一至十二個月內到期之銀行及其他金融機構存款	Placements with banks and other financial institutions maturing between one and twelve months	8,886	22,840	6,279	42	-	144	1,308	39,499
公平值變化計入損益之金融資產	Financial assets at fair value through profit or loss	1,211	3,369	35,842	-	-	-	75	40,497
衍生金融工具	Derivative financial instruments	122	2,540	21,072	18	-	-	30	23,782
香港特別行政區政府負債證明書	Hong Kong SAR Government certificates of indebtedness	-	-	46,990	-	-	-	-	46,990
貸款及其他賬項	Advances and other accounts	25,299	190,935	413,734	5,447	1,260	53	8,663	645,391
證券投資	Investment in securities								
- 可供出售證券	- Available-for-sale securities	14,939	152,394	41,066	22,876	4,421	1,767	40,080	277,543
- 持有至到期日證券	- Held-to-maturity securities	6,577	24,741	8,269	1,743	2,028	15	7,643	51,016
- 貸款及應收款	- Loans and receivables	-	5,791	9,565	-	-	-	-	15,356
聯營公司權益	Interests in associates	-	-	212	-	-	-	-	212
投資物業	Investment properties	96	-	10,246	-	-	-	-	10,342
物業、廠房及設備	Properties, plant and equipment	420	-	30,612	-	-	-	-	31,032
其他資產 (包括遞延稅項資產)	Other assets (including deferred tax assets)	147	404	14,560	77	89	40	72	15,389
資產總額	Total assets	426,776	420,976	660,249	32,965	8,455	3,903	58,870	1,612,194

財務報表附註 (續) Notes to the Financial Statements (continued)

4. 金融風險管理 (續) 4. Financial risk management (continued)

4.2 市場風險 (續)

4.2 Market Risk (continued)

(B) 外匯風險 (續)

(B) Currency risk (continued)

		本集團 The Group						
		2010						
	人民幣 Renminbi	美元 US Dollars	港元 HK Dollars	歐羅 Euro	日圓 Japanese Yen	英鎊 Pound Sterling	其他 Others	總計 Total
	港幣 百萬元	港幣 百萬元	港幣 百萬元	港幣 百萬元	港幣 百萬元	港幣 百萬元	港幣 百萬元	港幣 百萬元
	HK\$m	HK\$m	HK\$m	HK\$m	HK\$m	HK\$m	HK\$m	HK\$m
負債	Liabilities							
香港特別行政區流通紙幣	Hong Kong SAR currency notes in circulation							
	-	-	46,990	-	-	-	-	46,990
銀行及其他金融機構之存款及結餘	Deposits and balances of banks and other financial institutions							
	241,539	42,496	13,393	99	252	15	15,990	313,784
公平值變化計入損益之金融負債	Financial liabilities at fair value through profit or loss							
	-	76	25,280	-	-	-	137	25,493
衍生金融工具	Derivative financial instruments							
	130	3,436	16,902	681	2	-	80	21,231
客戶存款	Deposits from customers							
	157,440	185,193	613,598	15,764	1,921	16,745	38,859	1,029,520
其他賬項及準備 (包括應付稅項及遞延稅項負債)	Other accounts and provisions (including current and deferred tax liabilities)							
	4,430	10,790	24,874	535	48	642	691	42,010
後償負債	Subordinated liabilities							
	-	20,029	-	6,848	-	-	-	26,877
負債總額	Total liabilities							
	403,539	262,020	741,037	23,927	2,223	17,402	55,757	1,505,905
資產負債表頭寸淨值	Net on-balance sheet position							
	23,237	158,956	(80,788)	9,038	6,232	(13,499)	3,113	106,289
表外資產負債頭寸淨值*	Off-balance sheet net notional position*							
	(17,781)	(155,173)	182,397	(8,965)	(6,290)	13,368	(3,256)	4,300
或然負債及承擔	Contingent liabilities and commitments							
	11,813	85,973	227,261	5,720	1,559	1,076	3,313	336,715

財務報表附註 (續) Notes to the Financial Statements (continued)

4. 金融風險管理 (續) 4. Financial risk management (continued)

4.2 市場風險 (續)

4.2 Market Risk (continued)

(B) 外匯風險 (續)

(B) Currency risk (continued)

		本集團 The Group							
		2009							
	人民幣 Renminbi	美元 US Dollars	港元 HK Dollars	歐羅 Euro	日圓 Japanese Yen	英鎊 Pound Sterling	其他 Others	總計 Total	
	港幣 百萬元 HK\$m	港幣 百萬元 HK\$m	港幣 百萬元 HK\$m	港幣 百萬元 HK\$m	港幣 百萬元 HK\$m	港幣 百萬元 HK\$m	港幣 百萬元 HK\$m	港幣 百萬元 HK\$m	
資產	Assets								
庫存現金及在銀行及其他金融機構的結餘	Cash and balances with banks and other financial institutions	59,001	44,860	50,759	2,066	317	623	2,699	160,325
一至十二個月內到期之銀行及其他金融機構存款	Placements with banks and other financial institutions maturing between one and twelve months	1,782	34,514	19,365	3,083	43	125	1,370	60,282
公平值變化計入損益之金融資產	Financial assets at fair value through profit or loss	700	2,314	15,399	-	-	-	62	18,475
衍生金融工具	Derivative financial instruments	5	1,201	16,229	48	-	-	92	17,575
香港特別行政區政府負債證明書	Hong Kong SAR Government certificates of indebtedness	-	-	38,310	-	-	-	-	38,310
貸款及其他賬項	Advances and other accounts	15,810	112,386	386,224	3,352	1,170	46	8,112	527,100
證券投資	Investment in securities								
- 可供出售證券	- Available-for-sale securities	2,414	115,448	30,000	24,365	13,261	1,882	34,870	222,240
- 持有至到期日證券	- Held-to-maturity securities	1,761	24,037	22,001	6,749	2,725	362	8,928	66,563
- 貸款及應收款	- Loans and receivables	-	5,873	6,661	-	-	-	169	12,703
聯營公司權益	Interests in associates	-	-	217	-	-	-	-	217
投資物業	Investment properties	59	-	9,305	-	-	-	-	9,364
物業、廠房及設備	Properties, plant and equipment	350	-	25,921	-	-	-	-	26,271
其他資產 (包括遞延稅項資產)	Other assets (including deferred tax assets)	128	614	13,372	11	110	54	65	14,354
資產總額	Total assets	82,010	341,247	633,763	39,674	17,626	3,092	56,367	1,173,779

財務報表附註 (續) Notes to the Financial Statements (continued)

4. 金融風險管理 (續) 4. Financial risk management (continued)

4.2 市場風險 (續)

4.2 Market Risk (continued)

(B) 外匯風險 (續)

(B) Currency risk (continued)

		本集團 The Group						
		2009						
	人民幣 Renminbi	美元 US Dollars	港元 HK Dollars	歐羅 Euro	日圓 Japanese Yen	英鎊 Pound Sterling	其他 Others	總計 Total
	港幣 百萬元	港幣 百萬元	港幣 百萬元	港幣 百萬元	港幣 百萬元	港幣 百萬元	港幣 百萬元	港幣 百萬元
	HK\$m	HK\$m	HK\$m	HK\$m	HK\$m	HK\$m	HK\$m	HK\$m
負債	Liabilities							
香港特別行政區流通紙幣	Hong Kong SAR currency notes in circulation							
	-	-	38,310	-	-	-	-	38,310
銀行及其他金融機構之存款及結餘	Deposits and balances of banks and other financial institutions							
	38,104	24,930	35,539	18	28	13	1,015	99,647
公平值變化計入損益之金融負債	Financial liabilities at fair value through profit or loss							
	-	599	15,229	-	-	-	460	16,288
衍生金融工具	Derivative financial instruments							
	7	2,027	10,928	869	3	-	111	13,945
客戶存款	Deposits from customers							
	38,715	158,320	565,700	15,517	2,199	14,645	48,833	843,929
其他賬項及準備 (包括應付稅項及遞延稅項負債)	Other accounts and provisions (including current and deferred tax liabilities)							
	1,194	8,292	27,858	617	56	528	1,511	40,056
後償負債	Subordinated liabilities							
	-	19,399	-	7,377	-	-	-	26,776
負債總額	Total liabilities							
	78,020	213,567	693,564	24,398	2,286	15,186	51,930	1,078,951
資產負債表頭寸淨值	Net on-balance sheet position							
	3,990	127,680	(59,801)	15,276	15,340	(12,094)	4,437	94,828
表外資產負債頭寸淨值*	Off-balance sheet net notional position*							
	462	(115,388)	144,569	(15,284)	(15,284)	11,849	(4,728)	6,196
或然負債及承擔	Contingent liabilities and commitments							
	5,940	61,833	197,950	4,341	569	835	4,961	276,429

財務報表附註 (續) Notes to the Financial Statements (continued)

4. 金融風險管理 (續) 4. Financial risk management (continued)

4.2 市場風險 (續)

4.2 Market Risk (continued)

(B) 外匯風險 (續)

(B) Currency risk (continued)

		本銀行 The Bank							
		2010							
	人民幣 Renminbi	美元 US Dollars	港元 HK Dollars	歐羅 Euro	日圓 Japanese Yen	英鎊 Pound Sterling	其他 Others	總計 Total	
	港幣 百萬元 HK\$'m	港幣 百萬元 HK\$'m	港幣 百萬元 HK\$'m	港幣 百萬元 HK\$'m	港幣 百萬元 HK\$'m	港幣 百萬元 HK\$'m	港幣 百萬元 HK\$'m	港幣 百萬元 HK\$'m	
資產	Assets								
庫存現金及在銀行及其他金融機構的結餘	Cash and balances with banks and other financial institutions	358,175	20,017	18,624	143	626	1,429	663	399,677
一至十二個月內到期之銀行及其他金融機構存款	Placements with banks and other financial institutions maturing between one and twelve months	1,772	25,299	7,718	-	-	-	815	35,604
公平值變化計入損益之金融資產	Financial assets at fair value through profit or loss	1,200	1,364	34,345	-	-	-	-	36,909
衍生金融工具	Derivative financial instruments	100	2,484	19,937	18	-	-	30	22,569
香港特別行政區政府負債證明書	Hong Kong SAR Government certificates of indebtedness	-	-	46,990	-	-	-	-	46,990
貸款及其他賬項	Advances and other accounts	1,021	138,964	340,506	5,136	1,146	5	7,617	494,395
證券投資	Investment in securities								
- 可供出售證券	- Available-for-sale securities	12,342	143,916	30,471	22,048	4,421	1,194	36,869	251,261
- 持有至到期日證券	- Held-to-maturity securities	6,577	22,825	6,329	1,743	2,028	15	7,142	46,659
- 貸款及應收款	- Loans and receivables	-	5,791	8,510	-	-	-	-	14,301
附屬公司權益	Interests in subsidiaries	-	-	14,918	-	-	-	-	14,918
聯營公司權益	Interests in associates	-	-	8	-	-	-	-	8
投資物業	Investment properties	-	-	9,681	-	-	-	-	9,681
物業、廠房及設備	Properties, plant and equipment	-	-	24,055	-	-	-	-	24,055
其他資產	Other assets	2	320	14,878	68	87	7	36	15,398
資產總額	Total assets	381,189	360,980	576,970	29,156	8,308	2,650	53,172	1,412,425

財務報表附註 (續) Notes to the Financial Statements (continued)

4. 金融風險管理 (續) 4. Financial risk management (continued)

4.2 市場風險 (續)

4.2 Market Risk (continued)

(B) 外匯風險 (續)

(B) Currency risk (continued)

		本銀行 The Bank						
		2010						
	人民幣 Renminbi	美元 US Dollars	港元 HK Dollars	歐羅 Euro	日圓 Japanese Yen	英鎊 Pound Sterling	其他 Others	總計 Total
	港幣 百萬元 HK\$m	港幣 百萬元 HK\$m	港幣 百萬元 HK\$m	港幣 百萬元 HK\$m	港幣 百萬元 HK\$m	港幣 百萬元 HK\$m	港幣 百萬元 HK\$m	港幣 百萬元 HK\$m
負債	Liabilities							
香港特別行政區流通紙幣	Hong Kong SAR currency notes in circulation							
	-	-	46,990	-	-	-	-	46,990
銀行及其他金融機構之存款及結餘	Deposits and balances of banks and other financial institutions							
	247,126	40,401	15,053	121	23	21	15,893	318,638
公平值變化計入損益之金融負債	Financial liabilities at fair value through profit or loss							
	-	76	24,094	-	-	-	137	24,307
衍生金融工具	Derivative financial instruments							
	115	3,214	16,283	681	2	-	80	20,375
客戶存款	Deposits from customers							
	115,459	156,936	523,215	9,766	1,705	15,680	32,716	855,477
其他賬項及準備(包括應付稅項及遞延稅項負債)	Other accounts and provisions (including current and deferred tax liabilities)							
	55	8,132	22,210	187	14	113	521	31,232
後償負債	Subordinated liabilities							
	-	20,029	-	6,848	-	-	-	26,877
負債總額	Total liabilities							
	362,755	228,788	647,845	17,603	1,744	15,814	49,347	1,323,896
資產負債表頭寸淨值	Net on-balance sheet position							
	18,434	132,192	(70,875)	11,553	6,564	(13,164)	3,825	88,529
表外資產負債頭寸淨值*	Off-balance sheet net notional position*							
	(17,666)	(129,094)	159,562	(11,486)	(6,620)	13,030	(3,983)	3,743
或然負債及承擔	Contingent liabilities and commitments							
	359	54,749	152,725	3,431	645	407	1,777	214,093

財務報表附註 (續) Notes to the Financial Statements (continued)

4. 金融風險管理 (續) 4. Financial risk management (continued)

4.2 市場風險 (續)

4.2 Market Risk (continued)

(B) 外匯風險 (續)

(B) Currency risk (continued)

		本銀行 The Bank							
		2009							
	人民幣 Renminbi	美元 US Dollars	港元 HK Dollars	歐羅 Euro	日圓 Japanese Yen	英鎊 Pound Sterling	其他 Others	總計 Total	
	港幣 百萬元 HK\$'m	港幣 百萬元 HK\$'m	港幣 百萬元 HK\$'m	港幣 百萬元 HK\$'m	港幣 百萬元 HK\$'m	港幣 百萬元 HK\$'m	港幣 百萬元 HK\$'m	港幣 百萬元 HK\$'m	
資產	Assets								
庫存現金及在銀行及其他金融機構的結餘	Cash and balances with banks and other financial institutions	54,910	42,742	44,212	1,090	162	106	1,580	144,802
一至十二個月內到期之銀行及其他金融機構存款	Placements with banks and other financial institutions maturing between one and twelve months	1,150	37,043	12,323	53	43	-	249	50,861
公平值變化計入損益之金融資產	Financial assets at fair value through profit or loss	643	311	13,943	-	-	-	-	14,897
衍生金融工具	Derivative financial instruments	5	1,193	15,347	48	-	-	92	16,685
香港特別行政區政府負債證明書	Hong Kong SAR Government certificates of indebtedness	-	-	38,310	-	-	-	-	38,310
貸款及其他賬項	Advances and other accounts	4	84,808	315,252	2,590	1,106	9	6,820	410,589
證券投資	Investment in securities								
- 可供出售證券	- Available-for-sale securities	1,158	108,766	22,419	24,364	13,261	1,576	32,692	204,236
- 持有至到期日證券	- Held-to-maturity securities	1,761	20,705	16,942	4,812	1,784	299	6,518	52,821
- 貸款及應收款	- Loans and receivables	-	5,873	6,446	-	-	-	-	12,319
附屬公司權益	Interests in subsidiaries	-	-	14,931	-	-	-	-	14,931
聯營公司權益	Interests in associates	-	-	8	-	-	-	-	8
投資物業	Investment properties	-	-	8,685	-	-	-	-	8,685
物業、廠房及設備	Properties, plant and equipment	-	-	20,305	-	-	-	-	20,305
其他資產	Other assets	2	584	12,535	-	110	4	44	13,279
資產總額	Total assets	59,633	302,025	541,658	32,957	16,466	1,994	47,995	1,002,728

財務報表附註 (續) Notes to the Financial Statements (continued)

4. 金融風險管理 (續) 4. Financial risk management (continued)

4.2 市場風險 (續)

4.2 Market Risk (continued)

(B) 外匯風險 (續)

(B) Currency risk (continued)

		本銀行 The Bank						
		2009						
	人民幣 Renminbi	美元 US Dollars	港元 HK Dollars	歐羅 Euro	日圓 Japanese Yen	英鎊 Pound Sterling	其他 Others	總計 Total
	港幣 百萬元 HK\$m	港幣 百萬元 HK\$m	港幣 百萬元 HK\$m	港幣 百萬元 HK\$m	港幣 百萬元 HK\$m	港幣 百萬元 HK\$m	港幣 百萬元 HK\$m	港幣 百萬元 HK\$m
負債	Liabilities							
香港特別行政區流通紙幣	Hong Kong SAR currency notes in circulation							
	-	-	38,310	-	-	-	-	38,310
銀行及其他金融機構之存款及結餘	Deposits and balances of banks and other financial institutions							
	34,947	23,350	34,852	395	58	8	995	94,605
公平值變化計入損益之金融負債	Financial liabilities at fair value through profit or loss							
	-	599	14,413	-	-	-	460	15,472
衍生金融工具	Derivative financial instruments							
	7	2,013	10,328	869	3	-	111	13,331
客戶存款	Deposits from customers							
	24,690	132,500	478,337	8,673	2,004	13,742	41,756	701,702
其他賬項及準備(包括應付稅項及遞延稅項負債)	Other accounts and provisions (including current and deferred tax liabilities)							
	6	5,873	25,060	321	25	94	704	32,083
後償負債	Subordinated liabilities							
	-	19,399	-	7,377	-	-	-	26,776
負債總額	59,650	183,734	601,300	17,635	2,090	13,844	44,026	922,279
資產負債表頭寸淨值	Net on-balance sheet position							
	(17)	118,291	(59,642)	15,322	14,376	(11,850)	3,969	80,449
表外資產負債頭寸淨值*	Off-balance sheet net notional position*							
	456	(108,487)	135,969	(15,307)	(14,301)	11,706	(4,302)	5,734
或然負債及承擔	Contingent liabilities and commitments							
	-	44,429	132,503	2,461	383	348	3,472	183,596

* 表外資產負債頭寸淨值指外匯衍生金融工具的名義合約數額淨值。外匯衍生金融工具主要用來減低本集團及本銀行之匯率變動風險。

* Off-balance sheet net notional position represents the net notional amounts of foreign currency derivative financial instruments, which are principally used to reduce the Group's and the Bank's exposure to currency movements.

財務報表附註 (續) Notes to the Financial Statements (continued)

4. 金融風險管理 (續) 4. Financial risk management (continued)

4.2 市場風險 (續)

(C) 利率風險

利率風險是指因利率水平、資產負債期限結構等要素發生不利變動而可能導致銀行整體收益和經濟價值承受損失。本集團的利率風險主要來自銀行賬下的結構性持倉。結構性持倉的主要利率風險類別為：

- 利率重訂風險 - 資產與負債的到期日或重訂價格期限可能錯配，進而影響淨利息收益；
- 利率基準風險 - 不同交易的定價基準不同，令資產的收益率和負債的成本可能會在同一重訂價格期間以不同的幅度變化；
- 收益率曲線風險 - 由於收益率曲線非平行式移動而對淨利息收入或經濟價值產生負面影響；
- 客戶擇權風險 - 由於資產、負債或表外項目附設有期權，當期權行使時會改變相關資產或負債的現金流。

4.2 Market Risk (continued)

(C) Interest rate risk

Interest rate risk means the risks to a bank's earnings and economic value arising from adverse movements in interest rate and term structures of the bank's asset and liability positions. The Group's interest rate risk exposures are mainly structural. The major types of interest rate risk from structural positions are:

- Repricing risk - mismatches in the maturity or repricing periods of assets and liabilities that may affect net interest income;
- Basis risk - different pricing basis for different transactions so that the yield on assets and cost of liabilities may change by different amounts within the same repricing period;
- Yield curve risk - non-parallel shifts in the yield curve that may have an adverse impact on net interest income or economic value;
- Option risk - exercise of the options embedded in assets, liabilities or off-balance sheet items that can cause a change in the cashflows of assets and liabilities.

財務報表附註（續） Notes to the Financial Statements (continued)

4. 金融風險管理（續） 4. Financial risk management (continued)

4.2 市場風險（續）

(C) 利率風險（續）

本集團風險管理管治架構同樣適用於利率風險管理。根據風險委員會批准的《中銀香港集團利率風險管理政策》，資產負債管理委員會具體履行管理集團利率風險的職責。風險管理部（市場風險管理）是利率風險管理的主責單位，在財務管理部（資產負債管理）和投資管理部的配合下，協助資產負債管理委員會開展日常的利率風險管理工作，包括但不限於起草管理政策，選擇管理方法，設立風險指標和限額，評估目標資產負債平衡表，監督利率風險管理政策與限額執行情況，向高層管理人員以及風險委員會提交利率風險管理報告等。

4.2 Market Risk (continued)

(C) Interest rate risk (continued)

The Group's risk management framework applies also to interest rate risk management. The Assets and Liabilities Management Committee ("ALCO") exercises its oversight of interest rate risk in accordance with "BOCHK Group Interest Rate Risk Management Policy" as approved by the RC. Risk Management Department ("RMD") (Market Risk Management) is the unit responsible for interest rate risk management. With the cooperation of Financial Management Department (Asset & Liability Management) and Investment Management, RMD assists the ALCO to manage day-to-day interest rate risk positions. Its roles include, but are not limited to, formulation of management policies, selection of methodologies, setting risk indicators and limits, assessment of target balance sheet, monitoring the compliance with policies and limits, and submission of interest rate risk management reports to the RC and senior management, etc.

財務報表附註（續） Notes to the Financial Statements (continued)

4. 金融風險管理（續） 4. Financial risk management (continued)

4.2 市場風險（續）

(C) 利率風險（續）

本集團設定利率風險指標及限額，用於識別、計量、監測和控制利率風險。主要風險指標和限額包括但不限於重定價缺口、利率基準風險、久期、基點現值（PVBP）、期權價格波動（Greeks）、淨利息波動比率（NII）、經濟價值波動比率（EV）（包括 AFS 債券組合 EV 限額）等。主要風險指標和限額視管理需要劃分為兩個層級，分別由風險委員會和資產負債管理委員會批准。承擔利率風險的各業務單位必須在批核的利率風險指標限額範圍內開展相關業務。集團推出銀行賬新產品或新業務前，須先執行風險評估程序，包括評估其潛在的利率風險，並考慮現行的利率風險監控機制是否足夠。如擬推出的新產品或新業務對銀行利率風險造成重大影響，須向財務總監及風險總監提交建議，並報風險委員會批准。

4.2 Market Risk (continued)

(C) Interest rate risk (continued)

The Group set out interest rate risk indicators and limits to identify, measure, monitor and control interest rate risk. The indicators and limits include, but are not limited to, re-pricing gap limits, basis risk, duration, price value of a basis point (PVBP), Greeks, net interest income sensitivity ratio, economic value sensitivity ratio (including sub-limit for AFS securities), etc. The indicators and limits are classified into two levels, which are approved by the RC and ALCO respectively. Risk-taking business units are required to conduct their business within the boundary of the interest rate risk limits. Before launching a new product or business in the banking book, relevant departments are required to go through a risk assessment process, which includes assessment of underlying interest rate risk and consideration of the adequacy of current risk monitoring mechanism. Any material impact on interest rate risk noted during the risk assessment process will be reported to both the CFO and CRO and submitted to the RC for approval.

財務報表附註（續） Notes to the Financial Statements (continued)

4. 金融風險管理（續） 4. Financial risk management (continued)

4.2 市場風險（續）

(C) 利率風險（續）

淨利息波動比率（NII）和經濟價值波動比率（EV）反映利率風險對銀行淨利率收入和資本基礎的影響，是本集團管理利率風險的重要風險指標。前者衡量利率變動導致的淨利息收入變動佔當年預算淨利息收入的比率；後者衡量利率變化對銀行經濟價值（即按市場利率折算的資產、負債及表外業務預測現金流的淨現值）的影響佔最新資本基礎的比率。風險委員會為這兩項指標設定限額，用來監測和控制集團銀行賬利率風險，任何一項限額均不得突破。除上述孳息曲線平移的情景外，集團同時採用日常情景測試市場利率變動對兩項指標值的影響。

4.2 Market Risk (continued)

(C) Interest rate risk (continued)

Net interest income sensitivity ratio (NII) and economic value sensitivity ratio (EV) assess the impact of interest rate movement on the Group's net interest income and capital base. They are the Group's key interest rate risk indicators. The former assesses the impact of interest rate movement on net interest income as a percentage to projected net interest income for the year. The latter assesses the impact of interest rate movement on economic value (i.e. the present value of cash-flows of assets, liabilities and off-balance-sheet items discounted using market interest rate) as a percentage to the latest capital base. Limits are set by RC on these two indicators to monitor and control the Group's banking book interest rate risk. Any of these limits cannot be breached. Apart from the above hypothetical parallel shift scenario, business-as-usual ("BAU") scenario has been established to assess the impact of interest rate movements on these two indicators.

財務報表附註 (續) Notes to the Financial Statements (continued)

4. 金融風險管理 (續) 4. Financial risk management (continued)

4.2 市場風險 (續)

(C) 利率風險 (續)

本集團採用情景分析和壓力測試方法，評估不利市況下銀行賬可能承受的利率風險。例如，集團選擇收益率曲線平衡移 200 個基點作為壓力情景，評估其對淨利息及經濟價值的影響；選擇活期及儲蓄存款客戶擇權及按揭客戶提早還款的情景，以及資產抵押債券／按揭抵押債券加權平均壽命改變導致提前還款的情景，測試其對銀行預期利息收益和經濟價值乃至資本基礎的影響。

4.2 Market Risk (continued)

(C) Interest rate risk (continued)

The Group uses scenario analysis and stress test to assess the banking book interest rate risk the Group would face under adverse circumstances. For example, a stress scenario of 200 basis points parallel shift of yield curve is used to assess the impact on the Group's net interest income and economic value. Scenario analysis and stress test are also devised to assess the impact on net interest income and economic value as well as capital base arising from the optionality of demand and savings deposits, the prepayment of mortgage loans and the prepayment of ABS/MBS due to extension/contraction of weighted average life.

財務報表附註 (續) Notes to the Financial Statements (continued)

4. 金融風險管理 (續) 4. Financial risk management (continued)

4.2 市場風險 (續)

4.2 Market Risk (continued)

(C) 利率風險 (續)

(C) Interest rate risk (continued)

下表概述了本集團及本銀行於12月31日的利率風險承擔。表內以賬面值列示資產及負債，並按合約重定息率日期或到期日（以較早者為準）分類。

The tables below summarise the Group's and the Bank's exposure to interest rate risk as at 31 December. Included in the tables are the assets and liabilities at carrying amounts, categorised by the earlier of contractual repricing or maturity dates.

		本集團 The Group						
		2010						
		一 個月內 Up to 1 month	一 至 三個月 1-3 months	三 至 十二個月 3-12 months	一 至 五 年 1-5 years	五 年 以 上 Over 5 years	不 計 息 Non- interest bearing	總 計 Total
		港幣百萬元 HK\$m	港幣百萬元 HK\$m	港幣百萬元 HK\$m	港幣百萬元 HK\$m	港幣百萬元 HK\$m	港幣百萬元 HK\$m	港幣百萬元 HK\$m
資產	Assets							
庫存現金及在銀行及其他金融機構的結餘	Cash and balances with banks and other financial institutions	408,544	-	-	-	-	6,601	415,145
一至十二個月內到期之銀行及其他金融機構存款	Placements with banks and other financial institutions maturing between one and twelve months	-	19,346	20,153	-	-	-	39,499
公平值變化計入損益之金融資產	Financial assets at fair value through profit or loss	3,399	29,967	3,021	3,282	693	135	40,497
衍生金融工具	Derivative financial instruments	-	-	-	-	-	23,782	23,782
香港特別行政區政府負債證明書	Hong Kong SAR Government certificates of indebtedness	-	-	-	-	-	46,990	46,990
貸款及其他賬項	Advances and other accounts	512,985	92,528	27,356	7,659	119	4,744	645,391
證券投資	Investment in securities							
- 可供出售證券	- Available-for-sale securities	34,227	41,630	49,111	122,690	29,329	556	277,543
- 持有至到期日證券	- Held-to-maturity securities	7,142	16,570	9,808	10,692	6,804	-	51,016
- 貸款及應收款	- Loans and receivables	5,791	3,402	6,163	-	-	-	15,356
聯營公司權益	Interests in associates	-	-	-	-	-	212	212
投資物業	Investment properties	-	-	-	-	-	10,342	10,342
物業、廠房及設備	Properties, plant and equipment	-	-	-	-	-	31,032	31,032
其他資產（包括遞延稅項資產）	Other assets (including deferred tax assets)	-	-	-	-	-	15,389	15,389
資產總額	Total assets	972,088	203,443	115,612	144,323	36,945	139,783	1,612,194

財務報表附註 (續) Notes to the Financial Statements (continued)

4. 金融風險管理 (續) 4. Financial risk management (continued)

4.2 市場風險 (續)

4.2 Market Risk (continued)

(C) 利率風險 (續)

(C) Interest rate risk (continued)

		本集團 The Group						
		2010						
		一至 一個月內 Up to 1 month	一至 三個月 1-3 months	三至 十二個月 3-12 months	一至五年 1-5 years	五年以上 Over 5 years	不計息 Non- interest bearing	總計 Total
		港幣百萬元 HK\$'m	港幣百萬元 HK\$'m	港幣百萬元 HK\$'m	港幣百萬元 HK\$'m	港幣百萬元 HK\$'m	港幣百萬元 HK\$'m	港幣百萬元 HK\$'m
負債	Liabilities							
香港特別行政區流通紙幣	Hong Kong SAR currency notes in circulation	-	-	-	-	-	46,990	46,990
銀行及其他金融機構之存款及結餘	Deposits and balances of banks and other financial institutions	298,078	8,729	969	-	-	6,008	313,784
公平值變化計入損益之金融負債	Financial liabilities at fair value through profit or loss	4,996	16,993	3,316	168	20	-	25,493
衍生金融工具	Derivative financial instruments	-	-	-	-	-	21,231	21,231
客戶存款	Deposits from customers	789,510	107,409	73,421	5,010	-	54,170	1,029,520
其他賬項及準備 (包括應付稅項及遞延稅項負債)	Other accounts and provisions (including current and deferred tax liabilities)	11,005	1,070	2,163	394	-	27,378	42,010
後償負債	Subordinated liabilities	-	-	6,848	-	20,029	-	26,877
負債總額	Total liabilities	1,103,589	134,201	86,717	5,572	20,049	155,777	1,505,905
利率敏感度缺口	Interest sensitivity gap	(131,501)	69,242	28,895	138,751	16,896	(15,994)	106,289

財務報表附註 (續) Notes to the Financial Statements (continued)

4. 金融風險管理 (續) 4. Financial risk management (continued)

4.2 市場風險 (續)

4.2 Market Risk (continued)

(C) 利率風險 (續)

(C) Interest rate risk (continued)

		本集團 The Group						
		2009						
		一個月內 Up to 1 month	一至 三個月 1-3 months	三至 十二個月 3-12 months	一至五年 1-5 years	五年以上 Over 5 years	不計息 Non- interest bearing	總計 Total
		港幣百萬元 HK\$m	港幣百萬元 HK\$m	港幣百萬元 HK\$m	港幣百萬元 HK\$m	港幣百萬元 HK\$m	港幣百萬元 HK\$m	港幣百萬元 HK\$m
資產	Assets							
庫存現金及在銀行及其他金融機構的結餘	Cash and balances with banks and other financial institutions	131,539	-	-	-	-	28,786	160,325
一至十二個月內到期之銀行及其他金融機構存款	Placements with banks and other financial institutions maturing between one and twelve months	-	26,170	34,112	-	-	-	60,282
公平值變化計入損益之金融資產	Financial assets at fair value through profit or loss	10,862	2,567	2,117	2,249	532	148	18,475
衍生金融工具	Derivative financial instruments	-	-	-	-	-	17,575	17,575
香港特別行政區政府負債證明書	Hong Kong SAR Government certificates of indebtedness	-	-	-	-	-	38,310	38,310
貸款及其他賬項	Advances and other accounts	437,351	66,229	17,878	1,491	164	3,987	527,100
證券投資	Investment in securities							
- 可供出售證券	- Available-for-sale securities	23,976	42,303	15,488	117,281	22,565	627	222,240
- 持有至到期日證券	- Held-to-maturity securities	16,968	28,856	11,241	7,802	1,696	-	66,563
- 貸款及應收款	- Loans and receivables	169	1,774	10,760	-	-	-	12,703
聯營公司權益	Interests in associates	-	-	-	-	-	217	217
投資物業	Investment properties	-	-	-	-	-	9,364	9,364
物業、廠房及設備	Properties, plant and equipment	-	-	-	-	-	26,271	26,271
其他資產 (包括遞延稅項資產)	Other assets (including deferred tax assets)	-	-	-	-	-	14,354	14,354
資產總額	Total assets	620,865	167,899	91,596	128,823	24,957	139,639	1,173,779

財務報表附註 (續) Notes to the Financial Statements (continued)

4. 金融風險管理 (續) 4. Financial risk management (continued)

4.2 市場風險 (續)

4.2 Market Risk (continued)

(C) 利率風險 (續)

(C) Interest rate risk (continued)

		本集團 The Group						
		2009						
		一個月內 Up to 1 month	一至 三個月 1-3 months	三至 十二個月 3-12 months	一至五年 1-5 years	五年以上 Over 5 years	不計息 Non- interest bearing	總計 Total
		港幣百萬元 HK\$m	港幣百萬元 HK\$m	港幣百萬元 HK\$m	港幣百萬元 HK\$m	港幣百萬元 HK\$m	港幣百萬元 HK\$m	港幣百萬元 HK\$m
負債	Liabilities							
香港特別行政區流通紙幣	Hong Kong SAR currency notes in circulation	-	-	-	-	-	38,310	38,310
銀行及其他金融機構之存款及結餘	Deposits and balances of banks and other financial institutions	78,388	1,751	3,475	-	-	16,033	99,647
公平值變化計入損益之金融負債	Financial liabilities at fair value through profit or loss	13,375	1,974	846	93	-	-	16,288
衍生金融工具	Derivative financial instruments	-	-	-	-	-	13,945	13,945
客戶存款	Deposits from customers	682,305	76,187	36,107	1,073	-	48,257	843,929
其他賬項及準備 (包括應付稅項及遞延稅項負債)	Other accounts and provisions (including current and deferred tax liabilities)	9,685	265	274	305	-	29,527	40,056
後償負債	Subordinated liabilities	-	-	26,776	-	-	-	26,776
負債總額	Total liabilities	783,753	80,177	67,478	1,471	-	146,072	1,078,951
利率敏感度缺口	Interest sensitivity gap	(162,888)	87,722	24,118	127,352	24,957	(6,433)	94,828

財務報表附註 (續) Notes to the Financial Statements (continued)

4. 金融風險管理 (續) 4. Financial risk management (continued)

4.2 市場風險 (續)

(C) 利率風險 (續)

4.2 Market Risk (continued)

(C) Interest rate risk (continued)

		本銀行 The Bank						
		2010						
		一個月內 Up to 1 month	一至 三個月 1-3 months	三至 十二個月 3-12 months	一至五年 1-5 years	五年以上 Over 5 years	不計息 Non- interest bearing	總計 Total
		港幣百萬元 HK\$m	港幣百萬元 HK\$m	港幣百萬元 HK\$m	港幣百萬元 HK\$m	港幣百萬元 HK\$m	港幣百萬元 HK\$m	港幣百萬元 HK\$m
資產	Assets							
庫存現金及在銀行及其他金融機構的結餘	Cash and balances with banks and other financial institutions	395,451	-	-	-	-	4,226	399,677
一至十二個月內到期之銀行及其他金融機構存款	Placements with banks and other financial institutions maturing between one and twelve months	-	17,842	17,762	-	-	-	35,604
公平值變化計入損益之金融資產	Financial assets at fair value through profit or loss	2,886	29,334	2,460	2,028	163	38	36,909
衍生金融工具	Derivative financial instruments	-	-	-	-	-	22,569	22,569
香港特別行政區政府負債證明書	Hong Kong SAR Government certificates of indebtedness	-	-	-	-	-	46,990	46,990
貸款及其他賬項	Advances and other accounts	424,149	62,305	7,760	155	26	-	494,395
證券投資	Investment in securities							
- 可供出售證券	- Available-for-sale securities	27,630	35,520	45,271	114,533	28,194	113	251,261
- 持有至到期日證券	- Held-to-maturity securities	6,229	14,747	8,911	9,968	6,804	-	46,659
- 貸款及應收款	- Loans and receivables	5,791	3,402	5,108	-	-	-	14,301
附屬公司權益	Interests in subsidiaries	-	-	-	-	-	14,918	14,918
聯營公司權益	Interests in associates	-	-	-	-	-	8	8
投資物業	Investment properties	-	-	-	-	-	9,681	9,681
物業、廠房及設備	Properties, plant and equipment	-	-	-	-	-	24,055	24,055
其他資產	Other assets	-	-	-	-	-	15,398	15,398
資產總額	Total assets	862,136	163,150	87,272	126,684	35,187	137,996	1,412,425
負債	Liabilities							
香港特別行政區流通紙幣	Hong Kong SAR currency notes in circulation	-	-	-	-	-	46,990	46,990
銀行及其他金融機構之存款及結餘	Deposits and balances of banks and other financial institutions	305,679	7,079	417	-	-	5,463	318,638
公平值變化計入損益之金融負債	Financial liabilities at fair value through profit or loss	4,546	16,534	3,039	168	20	-	24,307
衍生金融工具	Derivative financial instruments	-	-	-	-	-	20,375	20,375
客戶存款	Deposits from customers	678,053	79,544	51,168	218	-	46,494	855,477
其他賬項及準備 (包括應付稅項及遞延稅項負債)	Other accounts and provisions (including current and deferred tax liabilities)	9,780	-	-	-	-	21,452	31,232
後償負債	Subordinated liabilities	-	-	6,848	-	20,029	-	26,877
負債總額	Total liabilities	998,058	103,157	61,472	386	20,049	140,774	1,323,896
利率敏感度缺口	Interest sensitivity gap	(135,922)	59,993	25,800	126,298	15,138	(2,778)	88,529

財務報表附註 (續) Notes to the Financial Statements (continued)

4. 金融風險管理 (續) 4. Financial risk management (continued)

4.2 市場風險 (續)

(C) 利率風險 (續)

4.2 Market Risk (continued)

(C) Interest rate risk (continued)

		本銀行 The Bank						
		2009						
		一個月內 Up to 1 month	一至 三個月 1-3 months	三至 十二個月 3-12 months	一至五年 1-5 years	五年以上 Over 5 years	不計息 Non- interest bearing	總計 Total
		港幣百萬元 HK\$m	港幣百萬元 HK\$m	港幣百萬元 HK\$m	港幣百萬元 HK\$m	港幣百萬元 HK\$m	港幣百萬元 HK\$m	港幣百萬元 HK\$m
資產	Assets							
庫存現金及在銀行及其他金融機構的結餘	Cash and balances with banks and other financial institutions	118,947	-	-	-	-	25,855	144,802
一至十二個月內到期之銀行及其他金融機構存款	Placements with banks and other financial institutions maturing between one and twelve months	-	21,567	29,294	-	-	-	50,861
公平值變化計入損益之金融資產	Financial assets at fair value through profit or loss	10,556	1,646	1,745	889	24	37	14,897
衍生金融工具	Derivative financial instruments	-	-	-	-	-	16,685	16,685
香港特別行政區政府負債證明書	Hong Kong SAR Government certificates of indebtedness	-	-	-	-	-	38,310	38,310
貸款及其他賬項	Advances and other accounts	357,796	46,274	6,389	66	64	-	410,589
證券投資	Investment in securities							
- 可供出售證券	- Available-for-sale securities	21,142	37,818	13,838	110,101	21,236	101	204,236
- 持有至到期日證券	- Held-to-maturity securities	13,281	23,359	8,320	6,166	1,695	-	52,821
- 貸款及應收款	- Loans and receivables	-	1,774	10,545	-	-	-	12,319
附屬公司權益	Interests in subsidiaries	-	-	-	-	-	14,931	14,931
聯營公司權益	Interests in associates	-	-	-	-	-	8	8
投資物業	Investment properties	-	-	-	-	-	8,685	8,685
物業、廠房及設備	Properties, plant and equipment	-	-	-	-	-	20,305	20,305
其他資產	Other assets	-	-	-	-	-	13,279	13,279
資產總額	Total assets	521,722	132,438	70,131	117,222	23,019	138,196	1,002,728
負債	Liabilities							
香港特別行政區流通紙幣	Hong Kong SAR currency notes in circulation	-	-	-	-	-	38,310	38,310
銀行及其他金融機構之存款及結餘	Deposits and balances of banks and other financial institutions	73,250	48	13	-	-	21,294	94,605
公平值變化計入損益之金融負債	Financial liabilities at fair value through profit or loss	13,121	1,612	646	93	-	-	15,472
衍生金融工具	Derivative financial instruments	-	-	-	-	-	13,331	13,331
客戶存款	Deposits from customers	580,833	58,963	20,498	151	-	41,257	701,702
其他賬項及準備 (包括應付稅項及遞延稅項負債)	Other accounts and provisions (including current and deferred tax liabilities)	8,647	-	-	-	-	23,436	32,083
後償負債	Subordinated liabilities	-	-	26,776	-	-	-	26,776
負債總額	Total liabilities	675,851	60,623	47,933	244	-	137,628	922,279
利率敏感度缺口	Interest sensitivity gap	(154,129)	71,815	22,198	116,978	23,019	568	80,449

財務報表附註 (續) Notes to the Financial Statements (continued)

4. 金融風險管理 (續) 4. Financial risk management (continued)

4.2 市場風險 (續)

(C) 利率風險 (續)

本集團對利率風險進行的壓力測試，可以通過以下例子說明。集團主要面對港元及美元利率風險。以 2010 年 12 月 31 日止的數據為例，若港元及美元市場利率上移 100 個基點，其他因素不變情況下，對集團及銀行未來 12 個月的淨利息收入及對儲備的影響如下：

4.2 Market Risk (continued)

(C) Interest rate risk (continued)

The Group is principally exposed to HKD and USD in terms of interest rate risk. The following example illustrates how the Group's stress test is performed. As at 31 December 2010, if HKD and USD market interest rates had been 100 basis points higher with other variables held constant, the impacts on net interest income over the next twelve months and on reserves for the Group and the Bank would have been as follows:

測試情景 Scenario	於 12 月 31 日對未來 12 個月 淨利息收入的影響 Impact on net interest income over the next twelve months at 31 December				於 12 月 31 日對儲備的影響 Impact on reserves at 31 December			
	本集團 The Group		本銀行 The Bank		本集團 The Group		本銀行 The Bank	
	2010	2009	2010	2009	2010	2009	2010	2009
	港幣 百萬元 HK\$m	港幣 百萬元 HK\$m	港幣 百萬元 HK\$m	港幣 百萬元 HK\$m	港幣 百萬元 HK\$m	港幣 百萬元 HK\$m	港幣 百萬元 HK\$m	港幣 百萬元 HK\$m
港元孳息曲線平行上移 100 個基點 Up 100 basis points parallel shift in HK dollar yield curves	896	382	704	252	(188)	(149)	(143)	(102)
美元孳息曲線平行上移 100 個基點 Up 100 basis points parallel shift in US dollar yield curves	(1,416)	(573)	(1,317)	(554)	(3,520)	(2,796)	(3,359)	(2,638)

對淨利息收入的整體負面影響（港元及美元合計）較 2009 年增加主要由於相關貨幣的短期權利率敏感負缺口擴闊所致。同時，可供出售債券投資組合因上述模擬市場利率變化預計會出現估值減少令集團儲備減少。儲備減少幅度增加乃由於可供出售債券投資組合規模及久期增加。

The overall negative impact (HKD and USD combined) on net interest income increased compared with 2009 mainly because the short term negative gaps are widened in relevant currencies. Reserves would have been reduced because of the expected reduction in valuation of available-for-sale portfolio due to the above simulated market rates movement. The reduction of reserves is larger compared with 2009 because the size and duration of available-for-sale portfolio is increased.

財務報表附註（續） Notes to the Financial Statements (continued)

4. 金融風險管理（續） 4. Financial risk management (continued)

4.2 市場風險（續）

(C) 利率風險（續）

本集團建立的壓力情景採用較嚴峻的假設，主要假設包括港元息口與美元息口相關性變化、利率平行移動、及在沒有採取緩釋風險情況下假設所有持倉均計至到期日為止及在同一期檔內利率重新訂價或到期。個別產品的潛藏期權風險令產品的風險變得複雜，需選擇習性假設以便更準確地反映利率風險。

4.2 Market Risk (continued)

(C) Interest rate risk (continued)

The Group uses more severe assumptions when conducting stress test, including a change in the correlation between HK dollar and US dollar interest rates, parallel movement of interest rates for the banking book positions of all repricing or maturity dates, and that in the absence of actions that would be taken to mitigate the impact of interest rates shock, all positions are assumed to run to maturity and reprice or mature simultaneously within a given time band. As the risk is complicated by having optionality embedded in certain products, behavioural assumptions are made to reflect more accurately the interest rate risk exposures.

4.3 流動資金風險

流動資金風險是指銀行因無法提供資金以應對資產增加或履行到期義務，而可能要承受的不欲接受的損失。本集團遵循穩健的流動資金風險偏好，確保在正常情況或壓力情景下均有能力提供穩定、可靠和足夠的現金來源，滿足流動資金需求；在極端情景下無需借助金管局的流動性支持，累積的淨現金流為正值，可以保證基本生存期內的流動資金需要。

4.3 Liquidity Risk

Liquidity risk is the risk that banks fail to provide sufficient funds to grow assets or pay the due obligations, and need to bear an unacceptable loss. The Group follows the sound liquidity risk appetite, to provide stable, reliable and adequate sources of cash to meet liquidity needs under normal circumstances or stressed scenarios; and survive with net positive cumulative cash flow in extreme scenarios, without requesting HKMA to act as a lender of last resort.

財務報表附註（續） Notes to the Financial Statements (continued)

4. 金融風險管理（續） 4. Financial risk management (continued)

4.3 流動資金風險（續）

本集團管理流動資金風險的目標，是按照流動資金風險偏好，以合理的成本有效管理資產負債表內及表外業務的流動性，實現穩健經營和持續盈利。本集團以客戶存款為主要的資金來源，積極吸納和穩定核心存款，並輔以同業市場拆入款項及在資本市場發行票據，確保穩定和充足的資金來源。本集團根據不同期限及壓力情景下的流動資金需求，安排資產組合的結構（包括貸款、債券投資或拆放同業等），保持充足的高流動性資產，以便提供足夠的流動資金支持正常業務需要，及在緊急情況下有能力以合理的成本及時籌集到資金，保證對外支付。本集團致力實現資金運用和融資渠道的多樣化，以避免資產負債過於集中，防止因資金來源或運用過於集中在某個方面，當其出現問題時，導致整個資金供應鏈斷裂，觸發流動資金風險。本集團注重表外業務，如貸款承諾、衍生工具、期權及其他複雜的結構性產品可能產生的流動資金風險，將其納入整體流動資金風險管理。本集團的流動資金風險管理策略還涵蓋了外幣資產負債流動性、即日流動性、集團內流動性以及其他風險引致的流動資金風險等，並針對流動資金風險制訂了應急方案。

4.3 Liquidity Risk (continued)

The Group's liquidity risk management objective is to effectively manage the liquidity of on-balance sheet and off-balance sheet items with reasonable cost based on the liquidity risk appetite to achieve sound operation and sustainable profitability. Customer deposits are our primary source of funds. To ensure stable and sufficient source of funds are in place, the Group actively attracts new deposits, keeps the core deposit and obtains supplementary funding from interbank market or by issuing bills in the capital market. According to different term maturities and the results of funding needs estimated from stressed scenarios, the Group adjusts its asset structure (including loans, bonds investment, interbank placement, etc.) to maintain sufficient liquid assets in support of normal business needs and ensure its ability to raise enough funds at a reasonable cost to serve external claims in case of emergency. The Group is committed to diversify the source of funds and the use of funds to avoid excessive concentration of assets and liabilities and prevent triggering liquidity risk due to the break of funding strand when problem occurred in one concentrated funding source. The Group also pays attention to manage liquidity risk created by off-balance sheet activities, such as loan commitments, derivatives, options and other complex structured products. The Group has overall liquidity risk management strategy to cover the liquidity management of foreign currency assets and liabilities, intra-day liquidity, intra-group liquidity, the liquidity risk arising from others risk, etc., and has formulated corresponding funding contingency plan.

財務報表附註（續） Notes to the Financial Statements (continued)

4. 金融風險管理（續） 4. Financial risk management (continued)

4.3 流動資金風險（續）

風險委員會是董事會設立的常務委員會，是流動資金風險管理決策機構，並對流動資金風險承擔最終管理責任。風險委員會授權資產負債管理委員會（ALCO）管理日常的流動資金風險，確保集團的業務經營符合風險委員會設定的流動資金風險偏好和政策規定。風險管理部（市場風險管理）是本集團流動資金風險管理的主責部門，它與財務管理部（資產負債管理）、投資管理部等合作，根據各自的職責分工協助資產負債管理委員會履行具體的流動資金管理職能。

本集團設定流動資金風險指標和限額，用來識別、計量、監測和控制流動資金風險，包括但不限於流動比率、存款穩定性比率、貸存比率、流動性缺口比率，以及最大累計現金流出、流動性緩衝資產組合等。本集團採用現金流量分析（正常及壓力情況下）和壓力測試（包括本機構危機及市場危機情況）等方法，預測及評估銀行滿足流動資金需求的能力。本集團建立了資產負債管理系統（ALM），為管理好流動資金風險提供技術支持。

4.3 Liquidity Risk (continued)

The Risk Committee (“RC”), a standing committee established by the Board of Directors, is the decision making authority of liquidity risk management, and assumes the ultimate responsibility of liquidity risk management. As authorised by the RC, the Assets and Liabilities Management Committee (“ALCO”) exercises its oversight of liquidity risk and ensures the daily operations of the Group are conducted on the basis of the risk appetite and policies as set by the RC. Risk Management Department (Market Risk Management) is the unit responsible for overseeing the Group’s liquidity risk. It cooperates with Financial Management Department (Assets and Liabilities Management), Investment Management, etc. to assist ALCO to perform liquidity management functions according to their specific responsibilities.

The Group established liquidity risk management indicators and limits to identify, measure, monitor and control liquidity risk. Such indicators and limits include (but are not limited to) liquidity ratio, deposit stability ratio, loan-to-deposit ratio, maturity mismatch ratio, Maximum Cumulative Outflow (“MCO”) and liquidity buffer asset portfolio. The Group applies cash flow analysis (under normal and stress conditions) and liquidity stress test (including institution specific and world wide crisis) to assess the Group’s capability to withstand various severe liquidity crises. Also, Assets and Liabilities Management System (“ALM”) is developed to provide data support for facilitating the liquidity risk management duties.

財務報表附註（續） Notes to the Financial Statements (continued)

4. 金融風險管理（續） 4. Financial risk management (continued)

4.3 流動資金風險（續）

本集團對流動資金風險的管理，適用於新產品或新業務。有關產品或業務推出前，相關單位必須首先履行風險評估程序，包括評估潛在的流動資金風險，並考慮現行管理措施是否足夠控制相關風險。如果新產品或新業務可能對銀行流動資金風險形成重大影響，須上報風險委員會審批。

本集團制訂統一的流動資金風險管理政策，規範和指導全集團及各附屬機構的流動風險管理；各附屬機構根據集團的統一政策，結合自身特點制訂具體的管理辦法（需經中銀香港認可），並承擔管理本機構流動資金風險的責任。各附屬機構須定期向中銀香港報告流動資金風險管理信息，中銀香港風險管理部（市場風險管理）匯總各附屬機構的信息，對整個集團的流動資金風險狀況進行監控。

4.3 Liquidity Risk (continued)

The Group's liquidity risk management also covers new product or business development. Before launching a new product or business, the relevant departments are required to go through a risk assessment process, which includes the assessment of underlying liquidity risk and consideration of the adequacy of the current risk management mechanism. Any material impact on liquidity risk noted during the risk assessment process will be reported to RC for approval.

The Group has established a set of uniform liquidity risk management policies which serve as standards and guidance to all the Group's members for liquidity risk management. On the basis of the Group's uniform policy, each of the subsidiaries develops its own liquidity management policies according to its own characteristics (subject to approval by BOCHK), and assumes its own liquidity risk management responsibility. Subsidiaries are required to report their respective liquidity positions on a regular basis to Risk Management Department (Market Risk Management) of BOCHK which consolidates such information and monitors group-wide liquidity risk.

財務報表附註（續） Notes to the Financial Statements (continued)

4. 金融風險管理（續） 4. Financial risk management (continued)

4.3 流動資金風險（續） 4.3 Liquidity Risk (continued)

(A) 流動資金比率

(A) Liquidity ratio

	<u>2010</u>	<u>2009</u>
平均流動資金比率	<u>38.77%</u>	<u>40.18%</u>

平均流動資金比率是以本銀行年內每月平均流動資金比率的簡單平均值計算。

The average liquidity ratio is calculated as the simple average of each calendar month's average liquidity ratio of the Bank for the year.

流動資金比率是根據《銀行業條例》附表四及以單獨基準（即只包括香港辦事處）計算。

The liquidity ratio is computed on the solo basis (the Hong Kong offices only) and is in accordance with the Fourth Schedule to the Banking Ordinance.

財務報表附註 (續) Notes to the Financial Statements (continued)

4. 金融風險管理 (續) 4. Financial risk management (continued)

4.3 流動資金風險 (續)

(B) 按合約到期日之未折現現金流分析

(a) 非衍生工具之現金流

下表概述了本集團及本銀行於 12 月 31 日之非衍生金融負債以剩餘合約到期日列示之現金流。

4.3 Liquidity Risk (continued)

(B) Analysis of undiscounted cash flows by contractual maturities

(a) Non-derivative cash flows

The tables below summarise the cash flows of the Group and the Bank as at 31 December for non-derivative financial liabilities by remaining contractual maturities.

		本集團 The Group					
		2010					
		一至 一個月內 Up to 1 month	一至 三個月 1-3 months	三至 十二個月 3-12 months	一至五年 1-5 years	五年以上 Over 5 years	總計 Total
		港幣 百萬元 HK\$'m	港幣 百萬元 HK\$'m	港幣 百萬元 HK\$'m	港幣 百萬元 HK\$'m	港幣 百萬元 HK\$'m	港幣 百萬元 HK\$'m
金融負債	Financial liabilities						
香港特別行政區流通紙幣	Hong Kong SAR currency notes in circulation	46,990	-	-	-	-	46,990
銀行及其他金融機構之存款及結餘	Deposits and balances of banks and other financial institutions	304,106	8,804	1,013	-	-	313,923
公平值變化計入損益之金融負債	Financial liabilities at fair value through profit or loss	4,997	17,001	3,320	179	23	25,520
客戶存款	Deposits from customers	841,383	108,138	74,604	6,641	-	1,030,766
後償負債	Subordinated liabilities	-	539	682	4,973	31,579	37,773
其他金融負債	Other financial liabilities	25,846	1,192	2,302	269	-	29,609
金融負債總額	Total financial liabilities	1,223,322	135,674	81,921	12,062	31,602	1,484,581

財務報表附註 (續) Notes to the Financial Statements (continued)

4. 金融風險管理 (續) 4. Financial risk management (continued)

4.3 流動資金風險 (續)

(B) 按合約到期日之未折現現金流分析 (續)

(a) 非衍生工具之現金流 (續)

4.3 Liquidity Risk (continued)

(B) Analysis of undiscounted cash flows by contractual maturities (continued)

(a) Non-derivative cash flows (continued)

		本集團 The Group					
		2009					
		一至 一個月內 Up to 1 month	一至 三個月 1-3 months	三至 十二個月 3-12 months	一至五年 1-5 years	五年以上 Over 5 years	總計 Total
		港幣 百萬元 HK\$m	港幣 百萬元 HK\$m	港幣 百萬元 HK\$m	港幣 百萬元 HK\$m	港幣 百萬元 HK\$m	港幣 百萬元 HK\$m
金融負債	Financial liabilities						
香港特別行政區流通紙幣	Hong Kong SAR currency notes in circulation	38,310	-	-	-	-	38,310
銀行及其他金融機構之存款及結餘	Deposits and balances of banks and other financial institutions	94,461	1,774	3,505	-	-	99,740
公平值變化計入損益之金融負債	Financial liabilities at fair value through profit or loss	13,168	868	2,160	111	-	16,307
客戶存款	Deposits from customers	730,560	74,999	37,589	1,184	-	844,332
後償負債	Subordinated liabilities	-	-	607	2,629	29,640	32,876
其他金融負債	Other financial liabilities	22,241	501	358	309	-	23,409
金融負債總額	Total financial liabilities	898,740	78,142	44,219	4,233	29,640	1,054,974

財務報表附註 (續) Notes to the Financial Statements (continued)

4. 金融風險管理 (續) 4. Financial risk management (continued)

4.3 流動資金風險 (續)

(B) 按合約到期日之未折現現金流分析 (續)

(a) 非衍生工具之現金流 (續)

4.3 Liquidity Risk (continued)

(B) Analysis of undiscounted cash flows by contractual maturities (continued)

(a) Non-derivative cash flows (continued)

		本銀行 The Bank					
		2010					
		一至 三個月 Up to 1 month	一至 三個月 1-3 months	三至 十二個月 3-12 months	一至五年 1-5 years	五年以上 Over 5 years	總計 Total
		港幣 百萬元 HK\$m	港幣 百萬元 HK\$m	港幣 百萬元 HK\$m	港幣 百萬元 HK\$m	港幣 百萬元 HK\$m	港幣 百萬元 HK\$m
金融負債	Financial liabilities						
香港特別行政區流通紙幣	Hong Kong SAR currency notes in circulation	46,990	-	-	-	-	46,990
銀行及其他金融機構之存款及結餘	Deposits and balances of banks and other financial institutions	311,158	7,140	420	-	-	318,718
公平值變化計入損益之金融負債	Financial liabilities at fair value through profit or loss	4,547	16,542	3,043	179	23	24,334
客戶存款	Deposits from customers	724,596	79,659	51,517	219	-	855,991
後償負債	Subordinated liabilities	-	539	682	4,973	31,579	37,773
其他金融負債	Other financial liabilities	20,046	124	89	-	-	20,259
金融負債總額	Total financial liabilities	1,107,337	104,004	55,751	5,371	31,602	1,304,065

		本銀行 The Bank					
		2009					
		一至 三個月 Up to 1 month	一至 三個月 1-3 months	三至 十二個月 3-12 months	一至五年 1-5 years	五年以上 Over 5 years	總計 Total
		港幣 百萬元 HK\$m	港幣 百萬元 HK\$m	港幣 百萬元 HK\$m	港幣 百萬元 HK\$m	港幣 百萬元 HK\$m	港幣 百萬元 HK\$m
金融負債	Financial liabilities						
香港特別行政區流通紙幣	Hong Kong SAR currency notes in circulation	38,310	-	-	-	-	38,310
銀行及其他金融機構之存款及結餘	Deposits and balances of banks and other financial institutions	94,544	48	17	-	-	94,609
公平值變化計入損益之金融負債	Financial liabilities at fair value through profit or loss	12,914	506	1,960	111	-	15,491
客戶存款	Deposits from customers	622,113	59,003	20,583	160	-	701,859
後償負債	Subordinated liabilities	-	-	607	2,629	29,640	32,876
其他金融負債	Other financial liabilities	19,776	163	275	-	-	20,214
金融負債總額	Total financial liabilities	787,657	59,720	23,442	2,900	29,640	903,359

財務報表附註（續） Notes to the Financial Statements (continued)

4. 金融風險管理（續） 4. Financial risk management (continued)

4.3 流動資金風險（續）

(B) 按合約到期日之未折現現金流分析（續）

(b) 衍生工具之現金流

(i) 按淨額基準結算之衍生工具

本集團之按淨額基準結算之衍生工具包括：

- 外匯合約：不交割之場外貨幣期權、貨幣期貨、不交割之貨幣遠期；
- 利率合約：利率掉期；
- 貴金屬合約：貴金屬孖展合約；及
- 股權合約：於交易所買賣的股權期權。

4.3 Liquidity Risk (continued)

(B) Analysis of undiscounted cash flows by contractual maturities (continued)

(b) Derivative cash flows

(i) Derivatives settled on a net basis

The Group's derivatives that will be settled on a net basis include:

- Foreign exchange contracts: non-deliverable OTC currency options, currency futures, non-deliverable currency forwards;
- Interest rate contracts: interest rate swaps;
- Bullion contracts: bullion margin contracts; and
- Equity contracts: exchange traded equity options.

財務報表附註 (續) Notes to the Financial Statements (continued)

4. 金融風險管理 (續) 4. Financial risk management (continued)

4.3 流動資金風險 (續)

(B) 按合約到期日之未折現現金流分析 (續)

(b) 衍生工具之現金流 (續)

(i) 按淨額基準結算之衍生工具 (續)

下表為本集團及本銀行按淨額基準結算之衍生金融工具於12月31日的到期日分析，並按於結算日時，其相距合約到期日的剩餘期限分類。表內披露公平值為淨負債之衍生工具之淨合約未折現現金流。

4.3 Liquidity Risk (continued)

(B) Analysis of undiscounted cash flows by contractual maturities (continued)

(b) Derivative cash flows (continued)

(i) Derivatives settled on a net basis (continued)

The tables below analyse the Group's and the Bank's derivative financial instruments as at 31 December that will be settled on a net basis into relevant maturity groupings based on the remaining period at the balance sheet date to the contractual maturity date. The amounts disclosed in the tables are the net contractual undiscounted cash flows of derivatives with net negative fair value.

		本集團 The Group					
		2010					
		一至 Up to 1 month	一至 三個月 1-3 months	三至 十二個月 3-12 months	一至五年 1-5 years	五年以上 Over 5 years	總計 Total
		港幣 百萬元 HK\$m	港幣 百萬元 HK\$m	港幣 百萬元 HK\$m	港幣 百萬元 HK\$m	港幣 百萬元 HK\$m	港幣 百萬元 HK\$m
外匯合約	Foreign exchange contracts	(13,837)	(148)	(296)	129	-	(14,152)
利率合約	Interest rate contracts	(192)	(417)	(2,003)	(4,150)	(605)	(7,367)
貴金屬合約	Bullion contracts	(899)	-	-	-	-	(899)
		(14,928)	(565)	(2,299)	(4,021)	(605)	(22,418)

財務報表附註（續） Notes to the Financial Statements (continued)

4. 金融風險管理（續） 4. Financial risk management (continued)

4.3 流動資金風險（續）

4.3 Liquidity Risk (continued)

(B) 按合約到期日之未折現現金流分析（續）

(B) Analysis of undiscounted cash flows by contractual maturities (continued)

(b) 衍生工具之現金流（續）

(b) Derivative cash flows (continued)

(i) 按淨額基準結算之衍生工具（續）

(i) Derivatives settled on a net basis (continued)

		本集團 The Group					
		2009					
		一 至 一 個 月 內 Up to 1 month	三 至 三 個 月 1-3 months	三 至 十 二 個 月 3-12 months	一 至 五 年 1-5 years	五 年 以 上 Over 5 years	總 計 Total
		港幣 百萬元 HK\$m	港幣 百萬元 HK\$m	港幣 百萬元 HK\$m	港幣 百萬元 HK\$m	港幣 百萬元 HK\$m	港幣 百萬元 HK\$m
外匯合約	Foreign exchange contracts	(9,013)	(9)	(416)	1	-	(9,437)
利率合約	Interest rate contracts	(97)	(292)	(1,463)	(3,344)	(328)	(5,524)
貴金屬合約	Bullion contracts	(373)	-	-	-	-	(373)
		(9,483)	(301)	(1,879)	(3,343)	(328)	(15,334)

財務報表附註 (續) Notes to the Financial Statements (continued)

4. 金融風險管理 (續) 4. Financial risk management (continued)

4.3 流動資金風險 (續)

(B) 按合約到期日之未折現現金流分析 (續)

(b) 衍生工具之現金流 (續)

(i) 按淨額基準結算之衍生工具 (續)

4.3 Liquidity Risk (continued)

(B) Analysis of undiscounted cash flows by contractual maturities (continued)

(b) Derivative cash flows (continued)

(i) Derivatives settled on a net basis (continued)

		本銀行 The Bank					
		2010					
		一個月內 Up to 1 month	一至三個月 1-3 months	三至十二個月 3-12 months	一至五年 1-5 years	五年以上 Over 5 years	總計 Total
		港幣 百萬元 HK\$m	港幣 百萬元 HK\$m	港幣 百萬元 HK\$m	港幣 百萬元 HK\$m	港幣 百萬元 HK\$m	港幣 百萬元 HK\$m
外匯合約	Foreign exchange contracts	(13,245)	(148)	(294)	129	-	(13,558)
利率合約	Interest rate contracts	(192)	(408)	(1,918)	(3,939)	(582)	(7,039)
貴金屬合約	Bullion contracts	(891)	-	-	-	-	(891)
		(14,328)	(556)	(2,212)	(3,810)	(582)	(21,488)

		本銀行 The Bank					
		2009					
		一個月內 Up to 1 month	一至三個月 1-3 months	三至十二個月 3-12 months	一至五年 1-5 years	五年以上 Over 5 years	總計 Total
		港幣 百萬元 HK\$m	港幣 百萬元 HK\$m	港幣 百萬元 HK\$m	港幣 百萬元 HK\$m	港幣 百萬元 HK\$m	港幣 百萬元 HK\$m
外匯合約	Foreign exchange contracts	(8,596)	(9)	(419)	1	-	(9,023)
利率合約	Interest rate contracts	(97)	(278)	(1,354)	(3,104)	(293)	(5,126)
貴金屬合約	Bullion contracts	(373)	-	-	-	-	(373)
		(9,066)	(287)	(1,773)	(3,103)	(293)	(14,522)

財務報表附註（續） Notes to the Financial Statements (continued)

4. 金融風險管理（續） 4. Financial risk management (continued)

4.3 流動資金風險（續）

(B) 按合約到期日之未折現現金流分析（續）

(b) 衍生工具之現金流（續）

(ii) 按總額基準結算之衍生工具

本集團之按總額基準結算之衍生工具包括場外貨幣期權、貨幣遠期、交叉貨幣利率掉期、貴金屬掉期、場外股權期權及股權掛鈎掉期。

下表為本集團及本銀行按總額基準結算之衍生金融工具於12月31日的到期日分析，並按於結算日時，其相距合約到期日的剩餘期限分類。表內披露所有以總額基準結算之衍生工具之總合約未折現現金流。

4.3 Liquidity Risk (continued)

(B) Analysis of undiscounted cash flows by contractual maturities (continued)

(b) Derivative cash flows (continued)

(ii) Derivatives settled on a gross basis

The Group's derivatives that will be settled on a gross basis include OTC currency options, currency forwards, cross currency interest rate swaps, bullion swaps, OTC equity options and equity linked swaps.

The tables below analyse the Group's and the Bank's derivative financial instruments as at 31 December that will be settled on a gross basis into relevant maturity groupings based on the remaining period at the balance sheet date to the contractual maturity date. The amounts disclosed in the tables are the gross contractual undiscounted cash flows for all derivatives that are settled on a gross basis.

財務報表附註（續） Notes to the Financial Statements (continued)

4. 金融風險管理（續） 4. Financial risk management (continued)

4.3 流動資金風險（續）

4.3 Liquidity Risk (continued)

(B) 按合約到期日之未折現現金流分析（續）

(B) Analysis of undiscounted cash flows by contractual maturities (continued)

(b) 衍生工具之現金流（續）

(b) Derivative cash flows (continued)

(ii) 按總額基準結算之衍生工具（續）

(ii) Derivatives settled on a gross basis (continued)

		本集團 The Group					
		2010					
		一至 一個月內 Up to 1 month	一至 三個月 1-3 months	三至 十二個月 3-12 months	一至五年 1-5 years	五年以上 Over 5 years	總計 Total
		港幣 百萬元 HK\$m	港幣 百萬元 HK\$m	港幣 百萬元 HK\$m	港幣 百萬元 HK\$m	港幣 百萬元 HK\$m	港幣 百萬元 HK\$m
外匯合約：	Foreign exchange contracts:						
- 流出	- Outflow	(195,685)	(82,791)	(52,839)	(3,100)	(2,026)	(336,441)
- 流入	- Inflow	195,151	82,791	52,862	3,112	2,030	335,946
貴金屬合約：	Bullion contracts:						
- 流出	- Outflow	(3,021)	(867)	-	-	-	(3,888)
- 流入	- Inflow	-	-	-	-	-	-
股權合約：	Equity contracts:						
- 流出	- Outflow	(2)	-	-	-	-	(2)
- 流入	- Inflow	19	13	-	-	-	32
總流出	Total outflow	(198,708)	(83,658)	(52,839)	(3,100)	(2,026)	(340,331)
總流入	Total inflow	195,170	82,804	52,862	3,112	2,030	335,978

財務報表附註 (續) Notes to the Financial Statements (continued)

4. 金融風險管理 (續) 4. Financial risk management (continued)

4.3 流動資金風險 (續)

(B) 按合約到期日之未折現現金流分析 (續)

(b) 衍生工具之現金流 (續)

(ii) 按總額基準結算之衍生工具 (續)

4.3 Liquidity Risk (continued)

(B) Analysis of undiscounted cash flows by contractual maturities (continued)

(b) Derivative cash flows (continued)

(ii) Derivatives settled on a gross basis (continued)

		本集團 The Group					
		2009					
		一至 一個月內 Up to 1 month	一至 三個月 1-3 months	三至 十二個月 3-12 months	一至五年 1-5 years	五年以上 Over 5 years	總計 Total
		港幣 百萬元 HK\$m	港幣 百萬元 HK\$m	港幣 百萬元 HK\$m	港幣 百萬元 HK\$m	港幣 百萬元 HK\$m	港幣 百萬元 HK\$m
外匯合約：	Foreign exchange contracts:						
- 流出	- Outflow	(130,169)	(76,058)	(72,643)	(656)	-	(279,526)
- 流入	- Inflow	130,220	77,002	73,023	665	-	280,910
貴金屬合約：	Bullion contracts:						
- 流出	- Outflow	(22)	-	-	-	-	(22)
- 流入	- Inflow	-	-	-	-	-	-
股權合約：	Equity contracts:						
- 流出	- Outflow	(1)	-	-	-	-	(1)
- 流入	- Inflow	16	5	-	-	-	21
總流出	Total outflow	(130,192)	(76,058)	(72,643)	(656)	-	(279,549)
總流入	Total inflow	130,236	77,007	73,023	665	-	280,931

財務報表附註 (續) Notes to the Financial Statements (continued)

4. 金融風險管理 (續) 4. Financial risk management (continued)

4.3 流動資金風險 (續)

(B) 按合約到期日之未折現現金流分析 (續)

(b) 衍生工具之現金流 (續)

(ii) 按總額基準結算之衍生工具 (續)

4.3 Liquidity Risk (continued)

(B) Analysis of undiscounted cash flows by contractual maturities (continued)

(b) Derivative cash flows (continued)

(ii) Derivatives settled on a gross basis (continued)

		本銀行 The Bank					
		2010					
		一至	三至	一至五年	五年以上	總計	
		一個月內	三個月	十二個月	一至五年	五年以上	
		Up to	1-3	3-12	1-5	Over	
		1 month	months	months	years	5 years	
		港幣	港幣	港幣	港幣	港幣	
		百萬元	百萬元	百萬元	百萬元	百萬元	
		HK\$m	HK\$m	HK\$m	HK\$m	HK\$m	
外匯合約：	Foreign exchange contracts:						
- 流出	- Outflow	(187,292)	(76,432)	(50,028)	(3,066)	(2,026)	
- 流入	- Inflow	186,738	76,437	50,046	3,077	2,030	
						(318,844)	
貴金屬合約：	Bullion contracts:						
- 流出	- Outflow	(3,021)	(867)	-	-	-	
- 流入	- Inflow	-	-	-	-	-	
						(3,888)	
股權合約：	Equity contracts:						
- 流出	- Outflow	(2)	-	-	-	-	
- 流入	- Inflow	19	13	-	-	-	
						(2)	
總流出	Total outflow	(190,315)	(77,299)	(50,028)	(3,066)	(2,026)	
總流入	Total inflow	186,757	76,450	50,046	3,077	2,030	
						318,360	

財務報表附註 (續) Notes to the Financial Statements (continued)

4. 金融風險管理 (續) 4. Financial risk management (continued)

4.3 流動資金風險 (續)

4.3 Liquidity Risk (continued)

(B) 按合約到期日之未折現現金流分析 (續)

(B) Analysis of undiscounted cash flows by contractual maturities (continued)

(b) 衍生工具之現金流 (續)

(b) Derivative cash flows (continued)

(ii) 按總額基準結算之衍生工具 (續)

(ii) Derivatives settled on a gross basis (continued)

		本銀行 The Bank					
		2009					
	一個月內 Up to 1 month	一至三個月 1-3 months	三至十二個月 3-12 months	一至五年 1-5 years	五年以上 Over 5 years	總計 Total	
	港幣 百萬元 HK\$m	港幣 百萬元 HK\$m	港幣 百萬元 HK\$m	港幣 百萬元 HK\$m	港幣 百萬元 HK\$m	港幣 百萬元 HK\$m	
外匯合約：	Foreign exchange contracts:						
- 流出	(130,058)	(74,829)	(71,246)	(656)	-	(276,789)	
- 流入	130,031	75,790	71,632	665	-	278,118	
貴金屬合約：	Bullion contracts:						
- 流出	(22)	-	-	-	-	(22)	
- 流入	-	-	-	-	-	-	
股權合約：	Equity contracts:						
- 流出	-	-	-	-	-	-	
- 流入	16	5	-	-	-	21	
總流出	(130,080)	(74,829)	(71,246)	(656)	-	(276,811)	
總流入	130,047	75,795	71,632	665	-	278,139	

財務報表附註 (續) Notes to the Financial Statements (continued)

4. 金融風險管理 (續) 4. Financial risk management (continued)

4.3 流動資金風險 (續)

(B) 按合約到期日之未折現現金流分析 (續)

(c) 資產負債表外項目

貸款承擔

有關本集團及本銀行於2010年12月31日向客戶承諾延長信貸及其他融資之表外金融工具，其合約金額分別為港幣2,811.43億元（2009年：港幣2,338.49億元）及港幣1,701.35億元（2009年：港幣1,468.62億元），此貸款承擔可於一年內提取。

財務擔保及其他財務融資

本集團及本銀行之財務擔保及其他財務融資於2010年12月31日之金額分別為港幣555.72億元（2009年：港幣425.80億元）及港幣439.58億元（2009年：港幣367.34億元），其到期日乃少於1年。

4.3 Liquidity Risk (continued)

(B) Analysis of undiscounted cash flows by contractual maturities (continued)

(c) Off-balance sheet items

Loan commitments

The contractual amounts of the Group's and the Bank's off-balance sheet financial instruments as at 31 December 2010 that the Group and the Bank commit to extend credit to customers and other facilities amounting to HK\$281,143 million (2009: HK\$233,849 million) and HK\$170,135 million (2009: HK\$146,862 million) respectively. Those loan commitments can be drawn within 1 year.

Financial guarantees and other financial facilities

Financial guarantees and other financial facilities of the Group and the Bank as at 31 December 2010 amounting to HK\$55,572 million (2009: HK\$42,580 million) and HK\$43,958 million (2009: HK\$36,734 million) respectively are maturing no later than 1 year.

財務報表附註 (續) Notes to the Financial Statements (continued)

4. 金融風險管理 (續) 4. Financial risk management (continued)

4.3 流動資金風險 (續)

4.3 Liquidity Risk (continued)

(C) 到期日分析

(C) Maturity analysis

下表為本集團及本銀行之資產及負債於12月31日的到期日分析，並按於結算日時，資產及負債相距合約到期日的剩餘期限分類。

Tables below analyse assets and liabilities of the Group and the Bank as at 31 December into relevant maturity groupings based on the remaining period at balance sheet date to the contractual maturity date.

		本集團 The Group 2010							
		即期 On demand	一個月內 Up to 1 month	一至 三個月 1-3 months	三至 十二個月 3-12 months	一至五年 1-5 years	五年以上 Over 5 years	不確定 日期 Indefinite	總計 Total
		港幣 百萬元 HK\$'m	港幣 百萬元 HK\$'m	港幣 百萬元 HK\$'m	港幣 百萬元 HK\$'m	港幣 百萬元 HK\$'m	港幣 百萬元 HK\$'m	港幣 百萬元 HK\$'m	港幣 百萬元 HK\$'m
資產	Assets								
庫存現金及在銀行及其他金融機構的結餘	Cash and balances with banks and other financial institutions	374,151	40,994	-	-	-	-	-	415,145
一至十二個月內到期之銀行及其他金融機構存款	Placements with banks and other financial institutions maturing between one and twelve months	-	-	19,346	20,153	-	-	-	39,499
公平值變化計入損益之金融資產	Financial assets at fair value through profit or loss								
- 交易性債務證券	- debt securities held for trading								
- 持有之存款證	- certificates of deposit held	-	-	568	1,678	2	-	-	2,248
- 其他	- others	-	3,201	27,547	2,608	2,177	161	-	35,694
- 界定為以公平值變化計入損益之債務證券	- debt securities designated at fair value through profit or loss								
- 持有之存款證	- certificates of deposit held	-	-	-	-	-	-	-	-
- 其他	- others	-	-	-	413	1,458	549	-	2,420
- 股份證券	- equity securities	-	-	-	-	-	-	135	135
衍生金融工具	Derivative financial instruments	19,539	441	461	1,042	1,209	1,090	-	23,782
香港特別行政區政府負債證明書	Hong Kong SAR Government certificates of indebtedness	46,990	-	-	-	-	-	-	46,990
貸款及其他賬項	Advances and other accounts								
- 客戶貸款	- advances to customers	43,539	17,031	43,051	107,513	232,575	166,473	693	610,875
- 貿易票據	- trade bills	53	10,109	16,190	5,253	-	-	-	31,605
- 銀行及其他金融機構貸款	- advances to banks and other financial institutions	-	1	147	1,209	1,554	-	-	2,911
證券投資	Investment in securities								
- 可供出售之債務證券	- debt securities held for available-for-sale								
- 持有之存款證	- certificates of deposit held	-	303	501	11,233	10,664	-	-	22,701
- 其他	- others	-	18,156	12,752	48,604	140,261	34,326	187	254,286
- 持有至到期日之債務證券	- debt securities held for held-to-maturity								
- 持有之存款證	- certificates of deposit held	-	3	25	1,274	2,494	-	-	3,796
- 其他	- others	-	1,010	3,708	11,620	21,714	8,774	394	47,220
- 貸款及應收款之債務證券	- debt securities held for loans and receivables	-	5,791	3,402	6,163	-	-	-	15,356
- 股份證券	- equity securities	-	-	-	-	-	-	556	556
聯營公司權益	Interests in associates	-	-	-	-	-	-	212	212
投資物業	Investment properties	-	-	-	-	-	-	10,342	10,342
物業、廠房及設備	Properties, plant and equipment	-	-	-	-	-	-	31,032	31,032
其他資產 (包括遞延稅項資產)	Other assets (including deferred tax assets)	4,317	10,802	6	89	72	-	103	15,389
資產總額	Total assets	488,589	107,842	127,704	218,852	414,180	211,373	43,654	1,612,194

財務報表附註 (續) Notes to the Financial Statements (continued)

4. 金融風險管理 (續) 4. Financial risk management (continued)

4.3 流動資金風險 (續) 4.3 Liquidity Risk (continued)

(C) 到期日分析 (續) (C) Maturity analysis (continued)

		本集團 The Group							
		2010							
	即期 On demand	一個月內 Up to 1 month	一至 三個月 1-3 months	三至 十二個月 3-12 months	一至五年 1-5 years	五年以上 Over 5 years	不確定 日期 Indefinite	總計 Total	
	港幣 百萬元 HK\$m	港幣 百萬元 HK\$m	港幣 百萬元 HK\$m	港幣 百萬元 HK\$m	港幣 百萬元 HK\$m	港幣 百萬元 HK\$m	港幣 百萬元 HK\$m	港幣 百萬元 HK\$m	
負債	Liabilities								
香港特別行政區流通紙幣	Hong Kong SAR currency notes in circulation								
	46,990	-	-	-	-	-	-	46,990	
銀行及其他金融機構之存款及結餘	Deposits and balances of banks and other financial institutions								
	260,453	43,633	8,729	969	-	-	-	313,784	
公平值變化計入損益之金融負債	Financial liabilities at fair value through profit or loss								
- 發行之存款證	- certificates of deposit issued								
	-	-	-	-	-	-	-	-	
- 其他	- others								
	-	4,996	16,994	3,316	167	20	-	25,493	
衍生金融工具	Derivative financial instruments								
	14,705	970	443	1,244	3,090	779	-	21,231	
客戶存款	Deposits from customers								
	600,788	240,538	107,982	74,014	6,198	-	-	1,029,520	
其他賬項及準備 (包括應付稅項及遞延稅項負債)	Other accounts and provisions (including current and deferred tax liabilities)								
	17,843	8,576	7,554	3,237	4,800	-	-	42,010	
後償負債	Subordinated liabilities								
	-	-	419	1	-	26,457	-	26,877	
負債總額	Total liabilities								
	940,779	298,713	142,121	82,781	14,255	27,256	-	1,505,905	
流動資金缺口	Net liquidity gap								
	(452,190)	(190,871)	(14,417)	136,071	399,925	184,117	43,654	106,289	

財務報表附註 (續) Notes to the Financial Statements (continued)

4. 金融風險管理 (續) 4. Financial risk management (continued)

4.3 流動資金風險 (續) 4.3 Liquidity Risk (continued)

(C) 到期日分析 (續) (C) Maturity analysis (continued)

		本集團 The Group 2009							
		即期 On demand	一個月內 Up to 1 month	一至 三個月 1-3 months	三至 十二個月 3-12 months	一至五年 1-5 years	五年以上 Over 5 years	不確定 日期 Indefinite	總計 Total
		港幣 百萬元 HK\$m	港幣 百萬元 HK\$m	港幣 百萬元 HK\$m	港幣 百萬元 HK\$m	港幣 百萬元 HK\$m	港幣 百萬元 HK\$m	港幣 百萬元 HK\$m	港幣 百萬元 HK\$m
資產	Assets								
庫存現金及在銀行及其他金融機構的結餘	Cash and balances with banks and other financial institutions	90,827	69,498	-	-	-	-	-	160,325
一至十二個月內到期之銀行及其他金融機構存款	Placements with banks and other financial institutions maturing between one and twelve months	-	-	26,170	34,112	-	-	-	60,282
公平值變化計入損益之金融資產	Financial assets at fair value through profit or loss								
- 交易性債務證券	- debt securities held for trading								
- 持有之存款證	- certificates of deposit held	-	-	-	-	-	-	-	-
- 其他	- others	-	10,793	2,051	2,018	937	24	-	15,823
- 界定為以公平值變化計入損益之債務證券	- debt securities designated at fair value through profit or loss								
- 持有之存款證	- certificates of deposit held	-	-	-	-	-	-	-	-
- 其他	- others	-	69	80	175	1,647	533	-	2,504
- 股份證券	- equity securities	-	-	-	-	-	-	148	148
衍生金融工具	Derivative financial instruments	13,825	584	1,080	860	995	231	-	17,575
香港特別行政區政府負債證明書	Hong Kong SAR Government certificates of indebtedness	38,310	-	-	-	-	-	-	38,310
貸款及其他賬項	Advances and other accounts								
- 客戶貸款	- advances to customers	28,455	10,667	31,118	76,503	216,468	148,265	1,192	512,668
- 貿易票據	- trade bills	-	3,820	5,130	150	-	-	-	9,100
- 銀行及其他金融機構貸款	- advances to banks and other financial institutions	10	-	-	3,044	2,278	-	-	5,332
證券投資	Investment in securities								
- 可供出售之債務證券	- debt securities held for available-for-sale								
- 持有之存款證	- certificates of deposit held	-	3,139	1,247	4,588	9,260	-	-	18,234
- 其他	- others	-	7,625	15,721	16,775	133,539	28,364	1,355	203,379
- 持有至到期日之債務證券	- debt securities held for held-to-maturity								
- 持有之存款證	- certificates of deposit held	-	1,679	922	2,695	3,725	-	-	9,021
- 其他	- others	-	2,433	2,942	23,351	23,412	4,719	685	57,542
- 貸款及應收款之債務證券	- debt securities held for loans and receivables	-	169	1,774	10,760	-	-	-	12,703
- 股份證券	- equity securities	-	-	-	-	-	-	627	627
聯營公司權益	Interests in associates	-	-	-	-	-	-	217	217
投資物業	Investment properties	-	-	-	-	-	-	9,364	9,364
物業、廠房及設備	Properties, plant and equipment	-	-	-	-	-	-	26,271	26,271
其他資產 (包括遞延稅項資產)	Other assets (including deferred tax assets)	2,917	11,217	4	64	78	-	74	14,354
資產總額	Total assets	174,344	121,693	88,239	175,095	392,339	182,136	39,933	1,173,779

財務報表附註 (續) Notes to the Financial Statements (continued)

4. 金融風險管理 (續) 4. Financial risk management (continued)

4.3 流動資金風險 (續) 4.3 Liquidity Risk (continued)

(C) 到期日分析 (續) (C) Maturity analysis (continued)

		本集團 The Group							
		2009							
		即期 On demand	一個月內 Up to 1 month	一至 三個月 1-3 months	三至 十二個月 3-12 months	一至五年 1-5 years	五年以上 Over 5 years	不確定 日期 Indefinite	總計 Total
		港幣 百萬元 HK\$m	港幣 百萬元 HK\$m	港幣 百萬元 HK\$m	港幣 百萬元 HK\$m	港幣 百萬元 HK\$m	港幣 百萬元 HK\$m	港幣 百萬元 HK\$m	港幣 百萬元 HK\$m
負債	Liabilities								
香港特別行政區流通紙幣	Hong Kong SAR currency notes in circulation	38,310	-	-	-	-	-	-	38,310
銀行及其他金融機構之存款及結餘	Deposits and balances of banks and other financial institutions	76,858	17,563	1,751	3,475	-	-	-	99,647
公平值變化計入損益之金融負債	Financial liabilities at fair value through profit or loss								
- 發行之存款證	- certificates of deposit issued	-	-	-	-	-	-	-	-
- 其他	- others	-	13,166	864	2,159	99	-	-	16,288
衍生金融工具	Derivative financial instruments	9,389	544	149	551	2,506	806	-	13,945
客戶存款	Deposits from customers	565,777	164,753	74,942	37,384	1,073	-	-	843,929
其他賬項及準備 (包括應付稅項及遞延稅項負債)	Other accounts and provisions (including current and deferred tax liabilities)	13,752	12,652	901	9,153	3,598	-	-	40,056
後償負債	Subordinated liabilities	-	-	-	13	-	26,763	-	26,776
負債總額	Total liabilities	704,086	208,678	78,607	52,735	7,276	27,569	-	1,078,951
流動資金缺口	Net liquidity gap	(529,742)	(86,985)	9,632	122,360	385,063	154,567	39,933	94,828

財務報表附註 (續) Notes to the Financial Statements (continued)

4. 金融風險管理 (續) 4. Financial risk management (continued)

4.3 流動資金風險 (續) 4.3 Liquidity Risk (continued)

(C) 到期日分析 (續) (C) Maturity analysis (continued)

		本銀行 The Bank 2010							
		即期 On demand	一個月內 Up to 1 month	一至 三個月 1-3 months	三至 十二個月 3-12 months	一至五年 1-5 years	五年以上 Over 5 years	不確定 日期 Indefinite	總計 Total
		港幣 百萬元 HK\$'m	港幣 百萬元 HK\$'m	港幣 百萬元 HK\$'m	港幣 百萬元 HK\$'m	港幣 百萬元 HK\$'m	港幣 百萬元 HK\$'m	港幣 百萬元 HK\$'m	港幣 百萬元 HK\$'m
資產	Assets								
庫存現金及在銀行及其他金融機構的結餘	Cash and balances with banks and other financial institutions	362,354	37,323	-	-	-	-	-	399,677
一至十二個月內到期之銀行及其他金融機構存款	Placements with banks and other financial institutions maturing between one and twelve months	-	-	17,842	17,762	-	-	-	35,604
公平值變化計入損益之金融資產	Financial assets at fair value through profit or loss								
- 交易性債務證券	- debt securities held for trading								
- 持有之存款證	- certificates of deposit held	-	-	568	1,678	2	-	-	2,248
- 其他	- others	-	2,688	27,292	2,340	2,022	161	-	34,503
- 界定為以公平值變化計入損益之債務證券	- debt securities designated at fair value through profit or loss								
- 持有之存款證	- certificates of deposit held	-	-	-	-	-	-	-	-
- 其他	- others	-	-	-	120	-	-	-	120
- 股份證券	- equity securities	-	-	-	-	-	-	38	38
衍生金融工具	Derivative financial instruments	18,380	376	455	1,022	1,237	1,099	-	22,569
香港特別行政區政府負債證明書	Hong Kong SAR Government certificates of indebtedness	46,990	-	-	-	-	-	-	46,990
貸款及其他賬項	Advances and other accounts								
- 客戶貸款	- advances to customers	29,655	16,778	31,879	72,472	180,701	137,560	608	469,653
- 貿易票據	- trade bills	53	9,074	11,778	1,785	-	-	-	22,690
- 銀行及其他金融機構貸款	- advances to banks and other financial institutions	-	1	147	896	1,008	-	-	2,052
證券投資	Investment in securities								
- 可供出售之債務證券	- debt securities held for available-for-sale								
- 持有之存款證	- certificates of deposit held	-	19	217	9,897	9,470	-	-	19,603
- 其他	- others	-	12,996	11,256	44,891	129,024	33,191	187	231,545
- 持有至到期日之債務證券	- debt securities held for held-to-maturity								
- 持有之存款證	- certificates of deposit held	-	3	1	1,118	2,494	-	-	3,616
- 其他	- others	-	827	2,649	10,255	20,186	8,771	355	43,043
- 貸款及應收款之債務證券	- debt securities held for loans and receivables	-	5,791	3,402	5,108	-	-	-	14,301
- 股份證券	- equity securities	-	-	-	-	-	-	113	113
附屬公司權益	Interests in subsidiaries	-	-	-	-	-	-	14,918	14,918
聯營公司權益	Interests in associates	-	-	-	-	-	-	8	8
投資物業	Investment properties	-	-	-	-	-	-	9,681	9,681
物業、廠房及設備	Properties, plant and equipment	-	-	-	-	-	-	24,055	24,055
其他資產	Other assets	4,099	10,580	549	56	16	-	98	15,398
資產總額	Total assets	461,531	96,456	108,035	169,400	346,160	180,782	50,061	1,412,425

財務報表附註 (續) Notes to the Financial Statements (continued)

4. 金融風險管理 (續) 4. Financial risk management (continued)

4.3 流動資金風險 (續) 4.3 Liquidity Risk (continued)

(C) 到期日分析 (續) (C) Maturity analysis (continued)

		本銀行 The Bank							
		2010							
		即期	一個月內	一至	三至	一至五年	五年以上	不確定	總計
		On	Up to	1-3	3-12	1-5	Over	日期	Total
		demand	1 month	months	months	years	5 years	Indefinite	
		港幣	港幣	港幣	港幣	港幣	港幣	港幣	港幣
		百萬元	百萬元	百萬元	百萬元	百萬元	百萬元	百萬元	百萬元
		HK\$m	HK\$m	HK\$m	HK\$m	HK\$m	HK\$m	HK\$m	HK\$m
負債	Liabilities								
香港特別行政區流通紙幣	Hong Kong SAR currency notes in circulation	46,990	-	-	-	-	-	-	46,990
銀行及其他金融機構之存款及結餘	Deposits and balances of banks and other financial institutions	266,470	44,672	7,079	417	-	-	-	318,638
公平值變化計入損益之金融負債	Financial liabilities at fair value through profit or loss								
- 發行之存款證	- certificates of deposit issued	-	-	-	-	-	-	-	-
- 其他	- others	-	4,546	16,535	3,039	167	20	-	24,307
衍生金融工具	Derivative financial instruments	14,105	929	431	1,208	2,967	735	-	20,375
客戶存款	Deposits from customers	522,558	201,989	79,544	51,168	218	-	-	855,477
其他賬項及準備 (包括應付稅項及遞延稅項負債)	Other accounts and provisions (including current and deferred tax liabilities)	12,380	8,165	6,364	624	3,699	-	-	31,232
後償負債	Subordinated liabilities	-	-	419	1	-	26,457	-	26,877
負債總額	Total liabilities	862,503	260,301	110,372	56,457	7,051	27,212	-	1,323,896
流動資金缺口	Net liquidity gap	(400,972)	(163,845)	(2,337)	112,943	339,109	153,570	50,061	88,529

財務報表附註 (續) Notes to the Financial Statements (continued)

4. 金融風險管理 (續) 4. Financial risk management (continued)

4.3 流動資金風險 (續) 4.3 Liquidity Risk (continued)

(C) 到期日分析 (續) (C) Maturity analysis (continued)

		本銀行 The Bank 2009							
		即期 On demand	一個月內 Up to 1 month	一至 三個月 1-3 months	三至 十二個月 3-12 months	一至五年 1-5 years	五年以上 Over 5 years	不確定 日期 Indefinite	總計 Total
		港幣 百萬元 HK\$m	港幣 百萬元 HK\$m	港幣 百萬元 HK\$m	港幣 百萬元 HK\$m	港幣 百萬元 HK\$m	港幣 百萬元 HK\$m	港幣 百萬元 HK\$m	港幣 百萬元 HK\$m
資產	Assets								
庫存現金及在銀行及其他金融機構的結餘	Cash and balances with banks and other financial institutions	84,651	60,151	-	-	-	-	-	144,802
一至十二個月內到期之銀行及其他金融機構存款	Placements with banks and other financial institutions maturing between one and twelve months	-	-	21,567	29,294	-	-	-	50,861
公平值變化計入損益之金融資產	Financial assets at fair value through profit or loss								
- 交易性債務證券	- debt securities held for trading								
- 持有之存款證	- certificates of deposit held	-	-	-	-	-	-	-	-
- 其他	- others	-	10,556	1,630	1,745	766	24	-	14,721
- 界定為以公平值變化計入損益之債務證券	- debt securities designated at fair value through profit or loss								
- 持有之存款證	- certificates of deposit held	-	-	-	-	-	-	-	-
- 其他	- others	-	-	16	-	123	-	-	139
- 股份證券	- equity securities	-	-	-	-	-	-	37	37
衍生金融工具	Derivative financial instruments	13,003	490	1,077	893	994	228	-	16,685
香港特別行政區政府負債證明書	Hong Kong SAR Government certificates of indebtedness	38,310	-	-	-	-	-	-	38,310
貸款及其他賬項	Advances and other accounts								
- 客戶貸款	- advances to customers	17,898	10,642	24,711	52,275	167,115	124,208	1,000	397,849
- 貿易票據	- trade bills	-	3,430	4,683	147	-	-	-	8,260
- 銀行及其他金融機構貸款	- advances to banks and other financial institutions	10	-	-	3,044	1,426	-	-	4,480
證券投資	Investment in securities								
- 可供出售之債務證券	- debt securities held for available-for-sale								
- 持有之存款證	- certificates of deposit held	-	3,000	635	4,202	8,264	-	-	16,101
- 其他	- others	-	5,244	14,275	15,433	124,692	27,035	1,355	188,034
- 持有至到期日之債務證券	- debt securities held for held-to-maturity								
- 持有之存款證	- certificates of deposit held	-	200	880	1,470	3,548	-	-	6,098
- 其他	- others	-	931	2,347	17,568	20,478	4,714	685	46,723
- 貸款及應收款之債務證券	- debt securities held for loans and receivables	-	-	1,774	10,545	-	-	-	12,319
- 股份證券	- equity securities	-	-	-	-	-	-	101	101
附屬公司權益	Interests in subsidiaries	-	-	-	-	-	-	14,931	14,931
聯營公司權益	Interests in associates	-	-	-	-	-	-	8	8
投資物業	Investment properties	-	-	-	-	-	-	8,685	8,685
物業、廠房及設備	Properties, plant and equipment	-	-	-	-	-	-	20,305	20,305
其他資產	Other assets	2,784	10,352	2	50	23	-	68	13,279
資產總額	Total assets	156,656	104,996	73,597	136,666	327,429	156,209	47,175	1,002,728

財務報表附註 (續) Notes to the Financial Statements (continued)

4. 金融風險管理 (續) 4. Financial risk management (continued)

4.3 流動資金風險 (續) 4.3 Liquidity Risk (continued)

(C) 到期日分析 (續) (C) Maturity analysis (continued)

		本銀行 The Bank							
		2009							
		即期 On demand	一個月內 Up to 1 month	一至 三個月 1-3 months	三至 十二個月 3-12 months	一至五年 1-5 years	五年以上 Over 5 years	不確定 日期 Indefinite	總計 Total
		港幣 百萬元 HK\$m	港幣 百萬元 HK\$m	港幣 百萬元 HK\$m	港幣 百萬元 HK\$m	港幣 百萬元 HK\$m	港幣 百萬元 HK\$m	港幣 百萬元 HK\$m	港幣 百萬元 HK\$m
負債	Liabilities								
香港特別行政區流通紙幣	Hong Kong SAR currency notes in circulation	38,310	-	-	-	-	-	-	38,310
銀行及其他金融機構之存款及結餘	Deposits and balances of banks and other financial institutions	88,068	6,476	48	13	-	-	-	94,605
公平值變化計入損益之金融負債	Financial liabilities at fair value through profit or loss								
- 發行之存款證	- certificates of deposit issued	-	-	-	-	-	-	-	-
- 其他	- others	-	12,913	502	1,958	99	-	-	15,472
衍生金融工具	Derivative financial instruments	8,969	525	123	574	2,377	763	-	13,331
客戶存款	Deposits from customers	490,370	131,720	58,963	20,498	151	-	-	701,702
其他賬項及準備 (包括應付稅項及遞延稅項負債)	Other accounts and provisions (including current and deferred tax liabilities)	11,339	8,750	538	8,860	2,596	-	-	32,083
後償負債	Subordinated liabilities	-	-	-	13	-	26,763	-	26,776
負債總額	Total liabilities	637,056	160,384	60,174	31,916	5,223	27,526	-	922,279
流動資金缺口	Net liquidity gap	(480,400)	(55,388)	13,423	104,750	322,206	128,683	47,175	80,449

財務報表附註（續） Notes to the Financial Statements (continued)

4. 金融風險管理（續） 4. Financial risk management (continued)

4.3 流動資金風險（續）

(C) 到期日分析（續）

上述到期日分類乃按照《銀行業（披露）規則》之相關條文而編製。本集團將逾期不超過 1 個月之貸款及債務證券申報為「即期」資產。對於按不同款額或分期償還之資產，只有該資產中實際逾期之部分被視作逾期。其他未到期之部分仍繼續根據剩餘期限申報，但假若對該資產之償還能力有疑慮，則將該等款項列為「不確定日期」。上述列示之資產已扣除任何相關準備（如有）。

按尚餘到期日對債券資產之分析是為符合《銀行業（披露）規則》之相關條文而披露的。所作披露不代表此等證券將持有至到期日。

4.3 Liquidity Risk (continued)

(C) Maturity analysis (continued)

The above maturity classifications have been prepared in accordance with relevant provisions under the Banking (Disclosure) Rules. The Group has reported assets such as advances and debt securities which have been overdue for not more than one month as "Repayable on demand". In the case of an asset that is repayable by different payments or instalments, only that portion of the asset that is actually overdue is reported as overdue. Any part of the asset that is not due is reported according to the residual maturity unless the repayment of the asset is in doubt in which case the amount is reported as "Indefinite". The above assets are stated after deduction of provisions, if any.

The analysis of debt securities by remaining period to maturity is disclosed in order to comply with relevant provisions under the Banking (Disclosure) Rules. The disclosure does not imply that the securities will be held to maturity.

財務報表附註（續） Notes to the Financial Statements (continued)

4. 金融風險管理（續） 4. Financial risk management (continued)

4.4 資本管理

集團之資本管理的主要目標是維持與集團整體風險狀況相稱的資本充足水平，同時為股東帶來最大回報。集團定期檢討其資本結構，並在需要時調整資本結構，以滿足股東對資本回報率的要求。

集團已經建立一套有效的資本管理政策和調控機制，並且運行良好。此套機制保證集團在支持業務發展的同時，滿足法定資本充足率的要求。資產負債管理委員會負責監控集團的資本充足性。本集團在申報時段內符合各項法定資本要求。

2007年，為實施巴塞爾協議II，集團已根據《銀行業（資本）規則》而採用第一支柱下的標準法去計算抵禦信用風險、市場風險和操作風險所需的資本。目前的資本監管體系能夠更緊密地聯繫法定資本與集團面臨的內在風險。2010年12月，巴塞爾委員會公佈了巴塞爾協議III的改革方案，集團已對有關要求進行了分析研究，以求為新協議的實施作好準備。

4.4 Capital Management

The major objective of the Group's capital management is to maximise total shareholders' return while maintaining a capital adequacy position in relation to the Group's overall risk profile. The Group periodically reviews its capital structure and adjusts the capital mix where appropriate to achieve the required rate of return on capital.

The Group has developed and maintained a sound framework of policies and controls on capital management to support the development of the Group's business and to meet the statutory capital adequacy ratio. ALCO monitors the Group's capital adequacy. The Group has complied with all the statutory capital standards for the reported periods.

For the implementation of Basel II in 2007, the Group has adopted the standardised approach under Pillar I to calculate the capital charge on credit risk, market risk and operational risk in compliance with the Banking (Capital) Rules. The current regulatory capital framework aligns regulatory capital requirements more closely with the inherent risks. In December 2010, the Basel Committee has announced the Basel III regulations. The Group has analysed the possible impact of the new capital requirements to ensure that the bank is being well prepared for the implementation of the new regulations.

財務報表附註（續） Notes to the Financial Statements (continued)

4. 金融風險管理（續） 4. Financial risk management (continued)

4.4 資本管理（續）

集團已建立了內部資本充足性評估程序，利用既定的評分卡辦法對集團業務活動帶來的主要風險作出評估，並結合集團的管治機制、風險管理質素、內部控制環境和資本實力等對綜合風險狀況作出全面判斷，通過風險資本聯繫的機制，設定最低資本充足比率，以抵禦集團面臨的各項風險。集團認為內部資本充足性評估程序是一個持續的資本管理過程，集團會定期檢討其資本結構，並因應自身的整體風險狀況而不時調整其資本結構。

此外，集團每年制定年度資本規劃，由資產負債管理委員會審議後呈董事會批准。資本規劃中包涵：從業務策略、股東回報、風險取向、評級考慮、監控要求等多維度評估對資本充足性的影響，從而預測未來資本需求、資本融資方法等，以保障集團能維持良好的資本充足性及資本組合結構，配合業務發展，保持風險與資本的最佳平衡。

4.4 Capital Management (continued)

The Group established an Internal Capital Adequacy Assessment Process (ICAAP). Through this process, each material risk from the Group's main activities is assessed by pre-defined scorecard methods, and a comprehensive judgment of the overall risk profile is decided subsequently by taking into account the Group's governance structure, risk management quality, internal control environment and capital strength. Finally, the minimum CAR is derived through the procedures to relate the Group's overall risk profile to its capital adequacy. The minimum CAR aims to cover the various material risks undertaken by the Group. The Group considers this ICAAP process as an on-going process for capital management and periodically reviews and adjusts its capital structure in relation to the overall risk profile.

In addition, the annual capital plans of the Group are drawn up and discussed by the ALCO and submitted to the board for approval. The plan is built up by assessing the implications of various factors upon capital adequacy such as the business strategies, return on equity, risk appetite, credit rating, as well as regulatory requirements. Based on this study, our future capital demand and the way to obtain the capital sources are derived. The plan is to ensure the Group's capital adequacy and achieve optimal capital structure in order to align with its business development needs and risk profile.

財務報表附註 (續) Notes to the Financial Statements (continued)

4. 金融風險管理 (續) 4. Financial risk management (continued)

4.4 資本管理 (續)

4.4 Capital Management (continued)

(A) 資本充足比率

(A) Capital adequacy ratio

		<u>2010</u>	<u>2009</u>
資本充足比率	Capital adequacy ratio	<u>16.14%</u>	<u>16.85%</u>
核心資本比率	Core capital ratio	<u>11.29%</u>	<u>11.64%</u>

資本比率乃根據《銀行業(資本)規則》及按金管局就監管規定要求以綜合基準計算中銀香港及其指定之附屬公司財務狀況的比率。

The capital ratios are computed on the consolidated basis that comprises the positions of BOCHK and certain subsidiaries specified by the HKMA for its regulatory purposes and in accordance with the Banking (Capital) Rules.

按會計及監管要求所採用不同之綜合基礎，對其差異之描述見於第360頁「附錄 – 本銀行之附屬公司」。

The differences between the basis of consolidation for accounting and regulatory purposes are described in "Appendix – Subsidiaries of the Bank" on page 364.

財務報表附註 (續) Notes to the Financial Statements (continued)

4. 金融風險管理 (續) 4. Financial risk management (continued)

4.4 資本管理 (續)

4.4 Capital Management (continued)

(B) 扣減後的資本基礎成份

(B) Components of capital base after deductions

用於計算以上 12 月 31 日之資本充足比率及已匯報金管局之扣減後的綜合資本基礎分析如下：

The consolidated capital base after deductions used in the calculation of the above capital adequacy ratio as at 31 December and reported to the HKMA is analysed as follows:

	2010	2009
	港幣百萬元 HK\$m	港幣百萬元 HK\$m
核心資本：		
繳足股款的普通股股本	43,043	43,043
儲備	28,475	26,154
損益賬	5,332	2,039
少數股東權益	1,425	1,229
	78,275	72,465
核心資本之扣減	(332)	(334)
核心資本	77,943	72,131
附加資本：		
重估可供出售證券之公平值收益	588	237
重估界定為以公平值變化計入損益之證券公平值收益	29	-
按組合評估之貸款減值準備	1,985	1,598
法定儲備	5,076	4,040
定期後償債項	26,198	26,763
	33,876	32,638
附加資本之扣減	(332)	(334)
附加資本	33,544	32,304
扣減後的資本基礎總額	111,487	104,435

財務報表附註 (續) Notes to the Financial Statements (continued)

4. 金融風險管理 (續) 4. Financial risk management (continued)

4.4 資本管理 (續)

(B) 扣減後的資本基礎成份 (續)

不納入計算資本充足比率之附屬公司見於第 358 頁至第 360 頁「附錄 – 本銀行之附屬公司」。該等附屬公司之投資成本會從資本基礎中扣減。

定期後償債項指根據金管局的監管要求，可作為中銀香港二級資本的後償負債。

(C) 信用、市場及操作風險資本要求

上述資本充足比率根據《銀行業(資本)規則》，以監管要求之綜合基礎計算。下表概述於該綜合基礎上，以風險加權數額的百分之八計算之信用、市場及操作風險資本要求。

4.4 Capital Management (continued)

(B) Components of capital base after deductions (continued)

Subsidiaries which are not included in the consolidation group for the calculation of capital adequacy ratios are denoted in “Appendix – Subsidiaries of the Bank” on pages 361 to 364. Investment costs in such subsidiaries are deducted from the capital base.

Term subordinated debt represents subordinated liabilities qualified as Tier 2 Capital of BOCHK pursuant to the regulatory requirements of the HKMA.

(C) Capital charge for credit, market and operational risks

The capital adequacy ratios shown above are calculated on the consolidation basis for regulatory purposes in accordance with the Banking (Capital) Rules. The table below summarises the capital requirements and capital charge calculated by applying 8% on the risk-weighted amounts, computed on the same consolidation basis for credit, market, and operational risks.

		2010	2009
		港幣百萬元 HK\$m	港幣百萬元 HK\$m
信用風險	Credit risk	51,859	46,270
市場風險	Market risk	1,466	962
操作風險	Operational risk	3,832	3,788
		<u>57,157</u>	<u>51,020</u>

財務報表附註 (續) Notes to the Financial Statements (continued)

4. 金融風險管理 (續) 4. Financial risk management (continued)

4.4 資本管理 (續)

4.4 Capital Management (continued)

(C) 信用、市場及操作 風險資本要求 (續)

(C) Capital charge for credit, market and operational risks (continued)

(i) 信用風險資本要 求

(i) Capital requirements for credit risk

		2010					
風險承擔 總額 Total exposures		減低信用風險措施後金額*			風險加權數額		資本要求** Capital requirement**
		Exposures after CRM*			Risk-weighted amount		
		獲評級 Rated	不獲評級 Unrated		獲評級 Rated	不獲評級 Unrated	
港幣百萬元 HK\$'m	港幣百萬元 HK\$'m	港幣百萬元 HK\$'m	港幣百萬元 HK\$'m	港幣百萬元 HK\$'m	港幣百萬元 HK\$'m	港幣百萬元 HK\$'m	
資產負債表內風險承擔	On-balance sheet exposures						
官方實體	Sovereign	418,944	431,867	-	1,483	-	118
公營單位	Public sector entity	18,731	35,726	-	3,995	-	320
多邊發展銀行	Multilateral development bank	29,849	29,849	-	-	-	-
銀行	Bank	307,558	303,090	28,248	97,518	10,233	8,620
證券商號	Securities firm	517	-	420	-	210	17
法團	Corporate	445,600	90,389	309,145	48,713	309,145	28,628
現金項目	Cash items	54,262	-	54,262	-	-	-
監管零售	Regulatory retail	33,379	-	29,369	-	22,027	1,762
住宅按揭貸款	Residential mortgage loans	182,567	-	165,334	-	65,164	5,213
不屬逾期風險承擔的 其他風險承擔	Other exposures which are not past due	46,407	-	45,571	-	45,571	3,646
逾期風險承擔	Past due exposures	449	-	449	-	560	45
資產負債表內風險承擔 總額	Total for on-balance sheet exposures	1,538,263	890,921	632,798	151,709	452,910	48,369
資產負債表外風險承擔	Off-balance sheet exposures						
除場外衍生工具交易 及信用衍生工具合 約外的資產負債表 外風險承擔	Off-balance sheet exposures other than OTC derivative transactions or credit derivative contracts	41,920	7,552	34,368	4,477	33,809	3,063
場外衍生工具交易	OTC derivative transactions	9,910	7,619	2,291	2,345	2,104	356
資產負債表外風險承擔 總額	Total for off-balance sheet exposures	51,830	15,171	36,659	6,822	35,913	3,419
非證券化風險承擔總額	Total for non-securitisation exposures	1,590,093	906,092	669,457	158,531	488,823	51,788
證券化風險承擔	Securitisation exposures	3,715	3,715	-	882	-	71
		1,593,808	909,807	669,457	159,413	488,823	51,859

財務報表附註 (續) Notes to the Financial Statements (continued)

4. 金融風險管理 (續) 4. Financial risk management (continued)

4.4 資本管理 (續)

(C) 信用、市場及操作 風險資本要求 (續)

(i) 信用風險資本要 求 (續)

4.4 Capital Management (continued)

(C) Capital charge for credit, market and operational risks (continued)

(i) Capital requirements for credit risk (continued)

		2009					
風險承擔 總額 Total exposures		減低信用風險措施後金額*			風險加權數額		資本要求** Capital requirement**
		Exposures after CRM*			Risk-weighted amount		
		獲評級 Rated	不獲評級 Unrated	獲評級 Rated	不獲評級 Unrated		
港幣百萬元 HK\$m	港幣百萬元 HK\$m	港幣百萬元 HK\$m	港幣百萬元 HK\$m	港幣百萬元 HK\$m	港幣百萬元 HK\$m	港幣百萬元 HK\$m	
資產負債表內風險承擔	On-balance sheet exposures						
官方實體	Sovereign	140,906	153,328	-	672	-	54
公營單位	Public sector entity	7,558	23,213	-	4,055	-	324
多邊發展銀行	Multilateral development bank	24,491	24,491	-	-	-	-
銀行	Bank	302,210	293,289	17,512	99,877	6,518	8,512
證券商號	Securities firm	230	-	132	-	66	5
法團	Corporate	371,929	80,871	266,387	40,203	266,386	24,527
現金項目	Cash items	43,557	-	43,557	-	-	-
監管零售	Regulatory retail	31,025	-	27,542	-	20,657	1,653
住宅按揭貸款	Residential mortgage loans	161,044	-	145,155	-	57,565	4,605
不屬逾期風險承擔的 其他風險承擔	Other exposures which are not past due	39,243	-	38,755	-	38,755	3,100
逾期風險承擔	Past due exposures	939	-	939	-	1,148	92
資產負債表內風險承擔 總額	Total for on-balance sheet exposures	1,123,132	575,192	539,979	144,807	391,095	42,872
資產負債表外風險承擔	Off-balance sheet exposures						
除場外衍生工具交易 及信用衍生工具合 約外的資產負債表 外風險承擔	Off-balance sheet exposures other than OTC derivative transactions or credit derivative contracts	39,923	9,007	30,916	4,724	30,508	2,818
場外衍生工具交易	OTC derivative transactions	7,732	6,845	887	2,329	718	244
資產負債表外風險承擔 總額	Total for off-balance sheet exposures	47,655	15,852	31,803	7,053	31,226	3,062
非證券化風險承擔總額	Total for non-securitisation exposures	1,170,787	591,044	571,782	151,860	422,321	45,934
證券化風險承擔	Securitisation exposures	7,413	7,413	-	4,193	-	336
		1,178,200	598,457	571,782	156,053	422,321	46,270

* 認可減低信用風險措施符合《銀行業(資本)規則》訂定的要求及條件。

** 因應披露所需，資本要求以風險加權數額的百分之八計算，可能與本集團之實際監管資本有異。

* Recognised credit risk mitigation satisfying the requirements and conditions set out in the Banking (Capital) Rules.

** For disclosure purposes, capital requirement is calculated by applying 8% on the risk-weighted amount, which may differ from the Group's actual regulatory capital.

於 2010 年 12 月 31 日，從資本基礎中扣除的信用風險承擔金額為港幣 3.8 千萬元 (2009 年：港幣 3.2 千萬元)。

As at 31 December 2010, credit exposures deducted from the capital base amounted to HK\$38 million (2009: HK\$32 million).

本集團採用標準 (信用風險) 計算法計算信用風險。

The Group used the STC approach for calculation of credit risk.

財務報表附註（續） Notes to the Financial Statements (continued)

4. 金融風險管理（續） 4. Financial risk management (continued)

4.4 資本管理（續）

(C) 信用、市場及操作 風險資本要求（續）

(i) 信用風險資本要 求（續）

集團認可的外部信用評級機構包括標準普爾、穆迪和惠譽。集團採用外部評級的方法來決定下述包括證券化風險承擔在內的各種風險承擔的風險權重：

- 官方實體
- 公營單位
- 多邊發展銀行
- 銀行
- 證券商號
- 法團

本集團將外部信用評級機構發行人評級對照至銀行賬風險承擔的過程，屬《銀行業（資本）規則》第4部所述過程。

自2011年開始，本集團將採用基礎內部評級法決定上述絕大多數非零售風險資產類型的風險權重，並採用零售內部評級法決定零售信貸組合的風險權重。對未能採用內部評級法的信用風險暴露，目前的方法仍會繼續使用。

4.4 Capital Management (continued)

(C) Capital charge for credit, market and operational risks (continued)

(i) Capital requirements for credit risk (continued)

The ECAIs recognised by the Group includes Standard & Poor's, Moody's and Fitch. The Group adopted external rating based approach to determine the risk weight of the following classes of exposures, including those of securitisation exposures:

- Sovereign
- Public sector entity
- Multilateral development bank
- Bank
- Securities firm
- Corporate

The process the Group used to map ECAI issuer ratings to exposures booked in the banking book is a process prescribed in Part 4 of the Banking (Capital) Rules.

From year 2011, the Group will adopt Foundation IRB approach to determine the risk weight of most of the classes of non-retail exposures mentioned above, and Retail IRB approach to determine the risk weight of the retail portfolio. For those exposures not covered by either Foundation IRB approach or Retail IRB approach, the current treatment still apply.

財務報表附註（續） Notes to the Financial Statements (continued)

4. 金融風險管理（續） 4. Financial risk management (continued)

4.4 資本管理（續）

(C) 信用、市場及操作 風險資本要求（續）

(i) 信用風險資本要 求（續）

交易對手信用風 險承擔

本集團在銀行賬冊及自營賬冊下來自場外衍生工具交易、回購形式交易之交易對手信用風險是在上述風險管理框架下一致管控。集團通過一般信貸批核程序核定每一交易對手之結算前風險承擔額度以控制場外衍生工具結算前風險，及結算額度以控制在銀行賬冊及自營賬冊下與外匯交收有關的結算風險。集團採用每日盯市之現時風險承擔及潛在風險承擔方法監察。任何超額已由風險管理單位密切和及時地識別與監控。

4.4 Capital Management (continued)

(C) Capital charge for credit, market and operational risks (continued)

(i) Capital requirements for credit risk (continued)

Counterparty credit risk exposures

The Group's counterparty credit risk arising from over-the-counter ("OTC") derivative transactions, repo-style transactions both in trading and banking book is subject to the same risk management framework as above mentioned. The Group established credit limit through formal credit approval procedures to control the pre-settlement credit risk arising from derivatives transactions and settlement limit to control the settlement risk arising from foreign exchange-related transactions in both the trading book and banking book. The Group monitors the risk exposure due to fluctuations in the market value by determining the current exposure value of the transactions. Exceptions or excesses are timely and closely identified and monitored by credit risk management units.

財務報表附註 (續) Notes to the Financial Statements (continued)

4. 金融風險管理 (續) 4. Financial risk management (continued)

4.4 資本管理 (續)

(C) 信用、市場及操作 風險資本要求 (續)

(i) 信用風險資本要 求 (續)

交易對手信用風 險承擔 (續)

目前，集團採用現時暴露方法計量和監控交易對手信用風險暴露，交易對手信用風險暴露由現時暴露和潛在暴露組成。

本集團已為債券回購形式交易下之抵押債券，制定審慎的認可準則及抵押折扣率。

本集團根據交易對手的違約可能性及逾期時間制定了授信資產分類政策，若果已有客觀證據證明一項資產減值損失已出現，將根據香港財務報告準則及監管要求進行資產減值準備。

4.4 Capital Management (continued)

(C) Capital charge for credit, market and operational risks (continued)

(i) Capital requirements for credit risk (continued)

Counterparty credit risk exposures (continued)

Currently, the Group used the Current Exposure Method to measure and monitor the counterparty credit exposures, which is comprised of current exposures and potential future exposures.

The Group established prudent eligibility criteria and haircut policy of debt securities being pledged as collateral for repo-style transactions.

The Group formulated policy for classification of credit assets according to the probability of default of individual counterparty and the period of overdue. If there is objective evidence that an impairment loss has been incurred, impairment allowance will be provided according to HKFRS and regulatory requirements.

財務報表附註 (續) Notes to the Financial Statements (continued)

4. 金融風險管理 (續) 4. Financial risk management (continued)

4.4 資本管理 (續)

(C) 信用、市場及操作 風險資本要求 (續)

(i) 信用風險資本要 求 (續)

交易對手信用風 險承擔 (續)

下表概述本集團與對手在場外協商達成的衍生工具及以回購形式交易所產生的風險承擔：

總正數公平價值

信貸等值數額
淨信用風險承擔
減：認可抵押品

信貸等值數額／淨信
用風險承擔於扣減
認可抵押品後淨額

以發行機構類別分類
之信貸等值數額／
淨信用風險承擔於
扣減認可抵押品後
淨額：

官方實體
銀行
法團
其他

以發行機構類別分類
之風險加權數額：

官方實體
銀行
法團
其他

提供信用保障之認可
信用衍生工具合約
名義數額

4.4 Capital Management (continued)

(C) Capital charge for credit, market and operational risks (continued)

(i) Capital requirements for credit risk (continued)

Counterparty credit risk exposures (continued)

The following tables summarise the Group's exposures to counterparty credit risk arising from OTC derivative and repo-style transactions:

		2010	
		在場外協商達 成的衍生工具 OTC derivative	以回購形式 交易 Repo-style
		港幣百萬元 HK\$m	港幣百萬元 HK\$m
	Gross total positive fair value	3,715	-
	Credit equivalent amount	9,910	-
	Net credit exposures	-	1,650
	Less: recognised collateral	-	-
	Credit equivalent amount/net credit exposures net of recognised collateral	9,910	1,650
	Credit equivalent amount/net credit exposures net of recognised collateral analysed by type of issuer:		
	Sovereign	-	-
	Bank	7,992	1,650
	Corporate	1,917	-
	Others	1	-
		9,910	1,650
	Risk weighted amount analysed by type of issuer:		
	Sovereign	-	-
	Bank	2,531	825
	Corporate	1,917	-
	Others	1	-
		4,449	825
	Notional amount of recognised credit derivative contracts which provide credit protection	-	-

財務報表附註 (續) Notes to the Financial Statements (continued)

4. 金融風險管理 (續) 4. Financial risk management (continued)

4.4 資本管理 (續)

4.4 Capital Management (continued)

(C) 信用、市場及操作 風險資本要求 (續)

(C) Capital charge for credit, market and operational risks (continued)

(i) 信用風險資本要 求 (續)

(i) Capital requirements for credit risk (continued)

交易對手信用風 險承擔 (續)

Counterparty credit risk exposures (continued)

		2009	
		在場外協商達 成的衍生工具 OTC derivative 港幣百萬元 HK\$m	以回購形式 交易 Repo-style 港幣百萬元 HK\$m
總正數公平價值	Gross total positive fair value	3,382	-
信貸等值數額	Credit equivalent amount	7,732	-
淨信用風險承擔	Net credit exposures	-	-
減：認可抵押品	Less: recognised collateral	-	-
信貸等值數額／淨信 用風險承擔於扣減 認可抵押品後淨額	Credit equivalent amount/net credit exposures net of recognised collateral	7,732	-
以發行機構類別分類 之信貸等值數額／ 淨信用風險承擔於 扣減認可抵押品後 淨額：	Credit equivalent amount/net credit exposures net of recognised collateral analysed by type of issuer:		
官方實體	Sovereign	-	-
銀行	Bank	7,184	-
法團	Corporate	548	-
其他	Others	-	-
		7,732	-
以發行機構類別分類 之風險加權數額：	Risk weighted amount analysed by type of issuer:		
官方實體	Sovereign	-	-
銀行	Bank	2,499	-
法團	Corporate	548	-
其他	Others	-	-
		3,047	-
提供信用保障之認可 信用衍生工具合約 名義數額	Notional amount of recognised credit derivative contracts which provide credit protection	-	-

財務報表附註 (續) Notes to the Financial Statements (continued)

4. 金融風險管理 (續) 4. Financial risk management (continued)

4.4 資本管理 (續)

(C) 信用、市場及操作 風險資本要求 (續)

(i) 信用風險資本要 求 (續)

交易對手信用風 險承擔 (續)

於2010年12月31日，雙邊淨額結算安排對衍生工具交易信貸等值數額並沒有影響(2009年：無)。

於2010年12月31日及2009年12月31日，並無尚未完結的信用衍生工具合約。

信用風險緩釋

對於抵押品的估值和管理，集團已制定明確政策和程序，該政策和程序符合《銀行業(資本)規則》有關適用於信用風險緩釋的認可抵押品的操作要求。

適用於未逾期風險承擔的認可抵押品主要包括保證金、金條、債券、股權和基金。此外，不動產亦可用作逾期風險承擔的抵押物。集團取得的這些抵押品滿足《銀行業(資本)規則》有關適用於信用風險緩釋的認可抵押品處理的全面方法的要求。

4.4 Capital Management (continued)

(C) Capital charge for credit, market and operational risks (continued)

(i) Capital requirements for credit risk (continued)

Counterparty credit risk exposures (continued)

There is no effect of valid bilateral netting agreement on the credit equivalent amounts of the derivative transactions as at 31 December 2010 (2009: Nil).

There are no outstanding credit derivative contracts as at 31 December 2010 and 2009.

Credit risk mitigation

For those collaterals recognised under capital management, the Group has well-defined policies and procedures for collateral valuation and management which is compliant with the operational requirements for recognised collateral for credit risk mitigation stated in the Banking (Capital) Rules.

The main types of recognised collaterals include cash deposit, gold bullion, debt securities, equities and funds for non past-due exposures. In addition, real property collateral is also recognised for past due exposures. Those collaterals taken by the Group are compliant with the comprehensive approach in its treatment of recognised collateral for credit risk mitigation in capital calculation as mentioned in the Banking (Capital) Rules.

財務報表附註 (續) Notes to the Financial Statements (continued)

4. 金融風險管理 (續) 4. Financial risk management (continued)

4.4 資本管理 (續)

(C) 信用、市場及操作 風險資本要求 (續)

(i) 信用風險資本要 求 (續)

信用風險緩釋 (續)

根據符合《銀行業(資本)規則》，在標準法下，適用於信用風險緩釋的認可擔保包括由主權國家、公營機構、多邊發展銀行、銀行和證券公司提供的擔保，這些保證人的風險權重須低於銀行的交易對手；外部評級不低於 A- 的公司亦可提供獲認可擔保。

在本集團使用的風險緩釋工具中（包括用於資本計算的認可抵押品和認可擔保），有關信用風險及市場風險的集中度處於不重要的水平。

至報告日，集團仍未採用任何認可信用衍生工具合約、表內或表外認可淨額計算方法以減低信用風險的資本要求。

4.4 Capital Management (continued)

(C) Capital charge for credit, market and operational risks (continued)

(i) Capital requirements for credit risk (continued)

Credit risk mitigation (continued)

According to the Banking (Capital) Rules, the recognised guarantees for credit risk mitigation under STC approach includes the guarantee given by sovereign, public sector entity, multilateral development bank, bank, securities firm with a lower risk weights than the counterparty; or corporate with external credit rating A- or above.

The credit and market risk concentrations within the credit risk mitigants (recognised collateral and guarantees for capital calculation) used by the Group are under a minimal level.

Up to the date of report, the Group has not used any recognised credit derivative contracts, on- or off-balance sheet recognised netting for credit risk mitigation yet.

財務報表附註 (續) Notes to the Financial Statements (continued)

4. 金融風險管理 (續) 4. Financial risk management (continued)

4.4 資本管理 (續)

(C) 信用、市場及操作 風險資本要求 (續)

(i) 信用風險資本要 求 (續)

信用風險緩釋 (續)

除源於場外協商的衍生工具交易及回購形式交易外的風險承擔，其已採取認可減低信用風險措施的部分分析如下：

4.4 Capital Management (continued)

(C) Capital charge for credit, market and operational risks (continued)

(i) Capital requirements for credit risk (continued)

Credit risk mitigation (continued)

Exposures, other than those arising from OTC derivative transactions and repo-style transactions, covered by recognised credit risk mitigation are analysed as follows:

		2010	
		Covered by recognised collateral	Covered by recognised guarantees
		港幣百萬元 HK\$m	港幣百萬元 HK\$m
資產負債表內風險承擔	On-balance sheet exposures		
公營單位	Public sector entity	-	190
銀行	Bank	-	-
證券商號	Securities firm	146	-
法團	Corporate	12,222	47,713
監管零售	Regulatory retail	1,290	2,683
住宅按揭貸款	Residential mortgage loans	49	17,184
不屬逾期風險承擔的其他風險承擔	Other exposures which are not past due	835	-
逾期風險承擔	Past due exposures	162	25
資產負債表外風險承擔	Off-balance sheet exposures		
		7,062	8,537
		21,766	76,332

財務報表附註 (續) Notes to the Financial Statements (continued)

4. 金融風險管理 (續) 4. Financial risk management (continued)

4.4 資本管理 (續)

(C) 信用、市場及操作 風險資本要求 (續)

(i) 信用風險資本要 求 (續)

信用風險緩解 (續)

4.4 Capital Management (continued)

(C) Capital charge for credit, market and operational risks (continued)

(i) Capital requirements for credit risk (continued)

Credit risk mitigation (continued)

	2009	
	認可抵押品 涵蓋部分 Covered by recognised collateral	認可擔保 涵蓋部分 Covered by recognised guarantees
	港幣百萬元 HK\$m	港幣百萬元 HK\$m
資產負債表內風險 承擔	On-balance sheet exposures	
公營單位	Public sector entity	- 184
銀行	Bank	- 103
證券商號	Securities firm	99 -
法團	Corporate	6,134 34,190
監管零售	Regulatory retail	1,189 2,251
住宅按揭貸款	Residential mortgage loans	51 15,838
不屬逾期風險承 擔的其他風險 承擔	Other exposures which are not past due	488 -
逾期風險承擔	Past due exposures	471 25
資產負債表外風險 承擔	Off-balance sheet exposures	
	7,736	12,095
	<u>16,168</u>	<u>64,686</u>

財務報表附註 (續) Notes to the Financial Statements (continued)

4. 金融風險管理 (續) 4. Financial risk management (continued)

4.4 資本管理 (續)

(C) 信用、市場及操作 風險資本要求 (續)

(i) 信用風險資本要 求 (續)

資產證券化

本集團於年內未有作為證券化交易的發行機構。源於本集團投資活動的證券化風險承擔分析如下：

4.4 Capital Management (continued)

(C) Capital charge for credit, market and operational risks (continued)

(i) Capital requirements for credit risk (continued)

Asset securitisation

The Group has not acted as an originating institution in respect of securitisation transactions during the year. Securitisation exposures arising from the Group's investing activities are analysed as follows:

		2010			
		總風險承擔 Total exposures 港幣百萬元 HK\$m	風險加權數額 Risk weighted amounts 港幣百萬元 HK\$m	法定資本 Capital requirement 港幣百萬元 HK\$m	從資本基礎 中扣除的 風險承擔 Exposures deducted from capital base 港幣百萬元 HK\$m
傳統證券化	Traditional securitisations				
住宅按揭	Residential mortgages	2,783	696	56	-
商業按揭	Commercial mortgages	82	16	1	-
學生貸款	Student loans	850	170	14	-
		3,715	882	71	-
		2009			
		總風險承擔 Total exposures 港幣百萬元 HK\$m	風險加權數額 Risk weighted amounts 港幣百萬元 HK\$m	法定資本 Capital requirement 港幣百萬元 HK\$m	從資本基礎 中扣除的 風險承擔 Exposures deducted from capital base 港幣百萬元 HK\$m
傳統證券化	Traditional securitisations				
住宅按揭	Residential mortgages	5,719	3,847	308	-
商業按揭	Commercial mortgages	160	32	3	-
學生貸款	Student loans	1,374	275	22	-
汽車貸款	Auto loans	160	39	3	-
		7,413	4,193	336	-

財務報表附註 (續) Notes to the Financial Statements (continued)

4. 金融風險管理 (續) 4. Financial risk management (continued)

4.4 資本管理 (續)

(C) 信用、市場及操作 風險資本要求 (續)

(ii) 市場風險資本 要求

4.4 Capital Management (continued)

(C) Capital charge for credit, market and operational risks (continued)

(ii) Capital charge for market risk

		2010	2009
		港幣百萬元 HK\$'m	港幣百萬元 HK\$'m
利率風險承擔	Interest rate exposures	994	785
股權風險承擔	Equity exposures	22	24
外匯風險承擔	Foreign exchange exposures	445	148
商品風險承擔	Commodity exposures	5	5
		1,466	962

本集團採用標準(市場風險)計算法計算市場風險。

The Group used the STM approach for calculation of market risk.

本集團納入標準(市場風險)計算法計算的持倉如下：

The Group's positions covered by the STM approach are as follows:

		2010		2009	
		長倉 Long	短倉 Short	長倉 Long	短倉 Short
		港幣百萬元 HK\$'m	港幣百萬元 HK\$'m	港幣百萬元 HK\$'m	港幣百萬元 HK\$'m
利率風險承擔	Interest rate exposures	693,842	673,228	434,435	431,856
股權風險承擔	Equity exposures	133	36	144	37
外匯風險承擔 (淨額)	Foreign exchange exposures (Net)	5,422	-	1,620	-
商品風險承擔	Commodities exposures	52	32	32	4
		699,449	673,296	436,231	431,897

財務報表附註 (續) Notes to the Financial Statements (continued)

4. 金融風險管理 (續) 4. Financial risk management (continued)

4.4 資本管理 (續)

(C) 信用、市場及操作 風險資本要求 (續)

(iii) 操作風險資本 要求

操作風險資本
要求

本集團採用標準（業務操作風險）計算法計算操作風險。

(D) 銀行賬的股權風險 承擔

持有其他企業的股權，是在開始獲得有關股權時，根據持有該等股權的意圖而入賬。因關係及策略性理由而持有的股權將與其他理由（包括資本增值的理由）而持有的股權分開入賬。擬持續持有的股權投資（不包括於聯營公司、共同控制實體或附屬公司的投資）歸類為可供出售證券，並列入資產負債表的「證券投資」項內。

4.4 Capital Management (continued)

(C) Capital charge for credit, market and operational risks (continued)

(iii) Capital charge for operational risk

Capital charge for operational risk

The Group used the STO approach for calculation of operational risk.

(D) Equity exposures in banking book

Equity holdings in other entities are accounted for in accordance with the underlying intentions of holdings, at the outset of the acquisition of the respective equity exposures. Bookings for the equity holdings taken for relationship and strategic reasons will be separated from the bookings for equity holdings taken for other reasons (including the reason of capital appreciation). Investments in equity shares which are intended to be held on a continuing basis, but which do not comprise investments in associates, jointly controlled entities or subsidiaries, are classified as available-for-sale securities and are reported in the balance sheet as investments in securities.

	2010	2009
	港幣百萬元	港幣百萬元
	HK\$m	HK\$m
	3,832	3,788

財務報表附註（續） Notes to the Financial Statements (continued)

4. 金融風險管理（續） 4. Financial risk management (continued)

4.4 資本管理（續）

(D) 銀行賬的股權風險承擔（續）

集團處理所有可供出售金融資產，包括銀行賬的股權風險承擔時，均採用已詳列於財務報表附註中之會計處理及估值方式。

與股權承擔有關之收益或虧損概述如下：

4.4 Capital Management (continued)

(D) Equity exposures in banking book (continued)

The Group applies the same accounting treatments and valuation methodologies as detailed in the notes to the financial statements for all available-for-sale financial assets, including equity exposures booked in banking book.

Gains or losses related to equity exposures are summarised below:

	2010	2009
	港幣百萬元 HK\$m	港幣百萬元 HK\$m
出售產生的已實現收益	2	-
於儲備而非損益中確認之未實現重估收益	322	275
包括於附加資本中的未實現收益	145	237

財務報表附註（續） Notes to the Financial Statements (continued)

4. 金融風險管理（續） 4. Financial risk management (continued)

4.5 金融資產和負債的公平 值

(A) 非以公平值計量的 金融工具

公平值是以在一特定時點按相關市場資料及不同金融工具之資料來評估。以下之方法及假設已應用於評估各類金融工具之公平值。

在銀行及其他金融機構之結餘及貿易票據

此等金融資產及負債均於一年內到期，其賬面值與公平值相若。

客戶貸款及銀行及其他金融機構貸款

大部分之客戶貸款及銀行及其他金融機構貸款是浮動利率，按市場息率計算利息，其賬面值與公平值相若。

4.5 Fair values of financial assets and liabilities

(A) Financial instruments not measured at fair value

Fair value estimates are made at a specific point in time based on relevant market information and information about various financial instruments. The following methods and assumptions have been used to estimate the fair value of each class of financial instrument as far as practicable.

Balances with banks and other financial institutions and Trade bills

The maturities of these financial assets and liabilities are within one year and the carrying value approximates fair value.

Advances to customers, banks and other financial institutions

Substantially all the advances to customers, banks and other financial institutions are on floating rate terms, bear interest at prevailing market interest rates and their carrying value approximates fair value.

財務報表附註 (續) Notes to the Financial Statements (continued)

4. 金融風險管理 (續) 4. Financial risk management (continued)

4.5 金融資產和負債的公平 值 (續)

(A) 非以公平值計量的 金融工具 (續)

持有至到期日證券

持有至到期日證券之公平值是按市場價格或經紀／交易商之報價為基礎。若沒有相關資料提供，公平值會採用類似如信貸、到期日及收益等特徵之證券市場報價來估計。於2010年12月31日日本集團之賬面值與公平值分別為港幣 510.16 億元（2009年：港幣 665.63 億元）及港幣 508.80 億元（2009年：港幣 662.64 億元），而本銀行之賬面值與公平值分別為港幣 466.59 億元（2009年：港幣 528.21 億元）及港幣 464.93 億元（2009年：港幣 524.59 億元）。

貸款及應收款

採用以現時收益率曲線及相關之剩餘限期為基礎的現金流量貼現模型計算，其賬面值與公平值相若。

客戶存款

大部分之客戶存款將於年結日後一年內到期，其賬面值與公平值相若。

4.5 Fair values of financial assets and liabilities (continued)

(A) Financial instruments not measured at fair value (continued)

Held-to-maturity securities

Fair value for held-to-maturity securities is based on market prices or broker/dealer price quotations. Where this information is not available, fair value has been estimated using quoted market prices for securities with similar credit, maturity and yield characteristics. The Group's carrying value and fair value as at 31 December 2010 amounted to HK\$51,016 million (2009: HK\$66,563 million) and HK\$50,880 million (2009: HK\$66,264 million) respectively. The Bank's carrying value and fair value as at 31 December 2010 amounted to HK\$46,659 million (2009: HK\$52,821 million) and HK\$46,493 million (2009: HK\$52,459 million) respectively.

Loans and receivables

A discounted cash flow model is used based on a current yield curve appropriate for the remaining term to maturity and their carrying value approximates fair value.

Deposits from customers

Substantially all the deposits from customers mature within one year from the balance sheet date and their carrying value approximates fair value.

財務報表附註 (續) Notes to the Financial Statements (continued)

4. 金融風險管理 (續) 4. Financial risk management (continued)

4.5 金融資產和負債的公平 值 (續)

(A) 非以公平值計量的 金融工具 (續)

後償負債

後償貸款均為浮動利率，按市場息率計算利息，其賬面值與公平值相若。後償票據之公平值是按市場價格或經紀／交易商之報價為基礎。於2010年12月31日後償票據之賬面值與公平值分別為港幣200.29億元（2009年：無）及港幣208.34億元（2009年：無）。

(B) 以公平值計量的金 融工具

以公平值計量的金融工具分為以下三個層級：

- 第一層級：相同資產或負債在活躍市場中的報價（未經調整），包括在交易所交易的上市股份證券、部分政府發行的債務工具及若干外匯衍生合約。
- 第二層級：估值技術為直接或間接的使用除第一層級中的資產或負債的市場報價以外的其他可觀察參數，此層級包括大部分場外交易的衍生合約、從價格提供商獲取價格的債券及發行的結構性存款。

4.5 Fair values of financial assets and liabilities (continued)

(A) Financial instruments not measured at fair value (continued)

Subordinated liabilities

The subordinated loans are on floating rate terms, bear interest at prevailing market interest rates and their carrying value approximates fair value. Fair value for subordinated notes is based on market prices or broker/dealer price quotations. The carrying value and fair value of subordinated notes as at 31 December 2010 amounted to HK\$20,029 million (2009: Nil) and HK\$20,834 million (2009: Nil) respectively.

(B) Financial instruments measured at fair value

Financial instruments measured at fair value are classified into following three levels:

- Level 1: Quoted prices (unadjusted) in active markets for identical assets or liabilities, including listed equity securities on exchange, debt instruments issued by certain governments and certain foreign exchange derivative contracts.
- Level 2: Valuation technique using inputs other than quoted prices included within level 1 that are observable for the asset or liability, either directly or indirectly. This level includes the majority of the OTC derivative contracts, debt securities with quote from pricing services providers and issued structured deposits.

財務報表附註（續） Notes to the Financial Statements (continued)

4. 金融風險管理（續） 4. Financial risk management (continued)

4.5 金融資產和負債的公平 值（續）

(B) 以公平值計量的金 融工具（續）

- 第三層級：估值技術為使用了任何非基於可觀察市場數據的參數（不可觀察參數），此層級包括有重大不可觀察因素的股份投資及債務工具。

當無法從公開市場獲取報價時，本集團通過一些估值技術或經紀/交易商之詢價來確定金融工具的公平值。

對於本集團所持有的金融工具，其估值技術使用的主要參數包括債券價格、利率、匯率、權益及股票價格、波動水平及交易對手信用差價等，均為可觀察到的且可從公開市場獲取的參數。

對於本集團持有的某些低流動性債券及非上市私募股份證券，管理層從交易對手處詢價。其公平值的計量可能採用了對估值產生重大影響的不可觀察參數，因此本集團將這些金融工具劃分至第三層級。本集團已建立相關內部控制程序監控集團對此類金融工具的敞口。

4.5 Fair values of financial assets and liabilities (continued)

(B) Financial instruments measured at fair value (continued)

- Level 3: Valuation technique using inputs for the asset or liability that is not based on observable market data (unobservable inputs). This level includes equity investment and debt instruments with significant unobservable components.

The Group use valuation techniques or broker/dealer quotations to determine the fair value of financial instruments when unable to obtain the open market quotation in active markets.

The main parameters used in valuation techniques for financial instruments held by the Group include bond prices, interest rates, foreign exchange rates, equity and stock prices, volatilities, counterparty credit spreads and others, which are all observable and obtainable from open market.

For certain illiquid debt securities and unlisted private equity held by the Group, management obtains valuation quotations from counterparties. The fair value of these financial instruments may be based on unobservable inputs which may have significant impact on the valuation of these financial instruments, and therefore, these instruments have been classified by the Group as level 3. The Group has established internal control procedures to control the Group's exposure to such financial instruments.

財務報表附註 (續) Notes to the Financial Statements (continued)

4. 金融風險管理 (續) 4. Financial risk management (continued)

4.5 金融資產和負債的公平 值 (續)

(B) 以公平值計量的金 融工具 (續)

2010年及2009年均沒有在第一層級和第二層級之間的重大轉移。

就第三層級的項目，對於改變其合理可行替代假設的影響輕微。

(i) 公平值的等級

4.5 Fair values of financial assets and liabilities (continued)

(B) Financial instruments measured at fair value (continued)

There have been no significant transfers between level 1 and 2 during the year 2010 and 2009.

For level 3 items, the impact from change on reasonably possible alternative assumptions is not significant.

(i) Fair value hierarchy

		本集團 The Group			
		2010			
	第一層級 Level 1	第二層級 Level 2	第三層級 Level 3	總計 Total	
	港幣百萬元 HK\$'m	港幣百萬元 HK\$'m	港幣百萬元 HK\$'m	港幣百萬元 HK\$'m	
金融資產	Financial assets				
公平值變化計入損益之金融資產	Financial assets at fair value through profit or loss				
- 交易性證券	- Trading securities				
- 債務證券	-	37,842	100	37,942	
- 股份證券	38	97	-	135	
- 界定為以公平值變化計入損益之金融資產	- Financial assets designated at fair value through profit or loss				
- 債務證券	-	2,401	19	2,420	
衍生金融工具	Derivative financial instruments				
	19,527	4,255	-	23,782	
可供出售證券	Available-for-sale securities				
- 債務證券	39,048	232,216	5,723	276,987	
- 股份證券	-	390	166	556	
	14,705	6,526	-	21,231	
金融負債	Financial liabilities				
公平值變化計入損益之金融負債	Financial liabilities at fair value through profit or loss				
- 交易性負債	- Trading liabilities				
- 界定為以公平值變化計入損益之金融負債	- Financial liabilities designated at fair value through profit or loss				
	-	25,259	-	25,259	
衍生金融工具	Derivative financial instruments				
	-	234	-	234	
	14,705	6,526	-	21,231	

財務報表附註 (續) Notes to the Financial Statements (continued)

4. 金融風險管理 (續) 4. Financial risk management (continued)

4.5 金融資產和負債的公平 值 (續)

4.5 Fair values of financial assets and liabilities (continued)

(B) 以公平值計量的金 融工具 (續)

(B) Financial instruments measured at fair value (continued)

(i) 公平值的等級 (續)

(i) Fair value hierarchy (continued)

		本集團 The Group			
		2009			
		第一層級 Level 1	第二層級 Level 2	第三層級 Level 3	總計 Total
		港幣百萬元 HK\$'m	港幣百萬元 HK\$'m	港幣百萬元 HK\$'m	港幣百萬元 HK\$'m
金融資產	Financial assets				
公平值變化計入損益 之金融資產	Financial assets at fair value through profit or loss				
- 交易性證券	- Trading securities				
- 債務證券	- Debt securities	155	15,668	-	15,823
- 股份證券	- Equity securities	37	111	-	148
- 界定為以公平值 變化計入損益之 金融資產	- Financial assets designated at fair value through profit or loss				
- 債務證券	- Debt securities	-	2,479	25	2,504
衍生金融工具	Derivative financial instruments	13,813	3,762	-	17,575
可供出售證券	Available-for-sale securities				
- 債務證券	- Debt securities	42,028	175,761	3,824	221,613
- 股份證券	- Equity securities	-	484	143	627
		<u>9,387</u>	<u>4,558</u>	<u>-</u>	<u>13,945</u>
金融負債	Financial liabilities				
公平值變化計入損益 之金融負債	Financial liabilities at fair value through profit or loss				
- 交易性負債	- Trading liabilities	-	14,156	-	14,156
- 界定為以公平值 變化計入損益的 金融負債	- Financial liabilities designated at fair value through profit or loss	-	2,132	-	2,132
衍生金融工具	Derivative financial instruments	9,387	4,558	-	13,945

財務報表附註 (續) Notes to the Financial Statements (continued)

4. 金融風險管理 (續) 4. Financial risk management (continued)

4.5 金融資產和負債的公平 值 (續)

4.5 Fair values of financial assets and liabilities (continued)

(B) 以公平值計量的金 融工具 (續)

(B) Financial instruments measured at fair value (continued)

(i) 公平值的等級 (續)

(i) Fair value hierarchy (continued)

		本銀行 The Bank			
		2010			
		第一層級 Level 1	第二層級 Level 2	第三層級 Level 3	總計 Total
		港幣百萬元 HK\$'m	港幣百萬元 HK\$'m	港幣百萬元 HK\$'m	港幣百萬元 HK\$'m
金融資產	Financial assets				
公平值變化計入損益 之金融資產	Financial assets at fair value through profit or loss				
- 交易性證券	- Trading securities				
- 債務證券	- Debt securities	-	36,651	100	36,751
- 股份證券	- Equity securities	38	-	-	38
- 界定為以公平值 變化計入損益之 金融資產	- Financial assets designated at fair value through profit or loss				
- 債務證券	- Debt securities	-	120	-	120
衍生金融工具	Derivative financial instruments	18,368	4,201	-	22,569
可供出售證券	Available-for-sale securities				
- 債務證券	- Debt securities	39,048	207,400	4,700	251,148
- 股份證券	- Equity securities	-	-	113	113
		<u>14,105</u>	<u>6,270</u>	<u>-</u>	<u>20,375</u>
金融負債	Financial liabilities				
公平值變化計入損益 之金融負債	Financial liabilities at fair value through profit or loss				
- 交易性負債	- Trading liabilities	-	24,073	-	24,073
- 界定為以公平值 變化計入損益的 金融負債	- Financial liabilities designated at fair value through profit or loss	-	234	-	234
衍生金融工具	Derivative financial instruments	14,105	6,270	-	20,375

財務報表附註 (續) Notes to the Financial Statements (continued)

4. 金融風險管理 (續) 4. Financial risk management (continued)

4.5 金融資產和負債的公平 值 (續)

4.5 Fair values of financial assets and liabilities (continued)

(B) 以公平值計量的金 融工具 (續)

(B) Financial instruments measured at fair value (continued)

(i) 公平值的等級 (續)

(i) Fair value hierarchy (continued)

		本銀行 The Bank			
		2009			
		第一層級 Level 1	第二層級 Level 2	第三層級 Level 3	總計 Total
		港幣百萬元 HK\$'m	港幣百萬元 HK\$'m	港幣百萬元 HK\$'m	港幣百萬元 HK\$'m
金融資產	Financial assets				
公平值變化計入損益 之金融資產	Financial assets at fair value through profit or loss				
- 交易性證券	- Trading securities				
- 債務證券	- Debt securities	155	14,566	-	14,721
- 股份證券	- Equity securities	37	-	-	37
- 界定為以公平值 變化計入損益之 金融資產	- Financial assets designated at fair value through profit or loss				
- 債務證券	- Debt securities	-	139	-	139
衍生金融工具	Derivative financial instruments	12,995	3,690	-	16,685
可供出售證券	Available-for-sale securities				
- 債務證券	- Debt securities	42,028	158,864	3,243	204,135
- 股份證券	- Equity securities	-	-	101	101
		<u>8,969</u>	<u>4,362</u>	<u>-</u>	<u>13,331</u>
金融負債	Financial liabilities				
公平值變化計入損益 之金融負債	Financial liabilities at fair value through profit or loss				
- 交易性負債	- Trading liabilities	-	13,340	-	13,340
- 界定為以公平值 變化計入損益的 金融負債	- Financial liabilities designated at fair value through profit or loss	-	2,132	-	2,132
衍生金融工具	Derivative financial instruments	<u>8,969</u>	<u>4,362</u>	<u>-</u>	<u>13,331</u>

財務報表附註 (續) Notes to the Financial Statements (continued)

4. 金融風險管理 (續) 4. Financial risk management (continued)

4.5 金融資產和負債的公平 值 (續)

(B) 以公平值計量的金 融工具 (續)

(ii) 第三層級的項 目變動

4.5 Fair values of financial assets and liabilities (continued)

(B) Financial instruments measured at fair value (continued)

(ii) Reconciliation of level 3 items

		本集團 The Group			
		2010			
		金融資產 Financial assets			
		界定為以公平值變化 計入損益之金融資產 Financial assets designated at fair value through profit or loss			
		交易性證券 Trading securities		可供出售證券 Available-for-sale securities	
		債務證券 Debt securities		債務證券 Debt securities	
		債務證券 Debt securities		股份證券 Equity securities	
		港幣百萬元 HK\$'m		港幣百萬元 HK\$'m	
於 2010 年 1 月 1 日	At 1 January 2010	-	25	3,824	143
收益	Gains				
- 損益	- Profit or loss	-	1	29	-
- 其他全面收益	- Other comprehensive income	-	-	-	23
買入	Purchases	100	-	3,492	-
賣出	Sales	-	(7)	(3,697)	-
轉入第三層級	Transfers into level 3	-	-	2,075	-
於 2010 年 12 月 31 日	At 31 December 2010	<u>100</u>	<u>19</u>	<u>5,723</u>	<u>166</u>
於 2010 年 12 月 31 日 持有的資產於年內 計入損益的收益總額	Total gains for the year included in profit or loss for assets held as at 31 December 2010	-	<u>1</u>	-	-

財務報表附註 (續) Notes to the Financial Statements (continued)

4. 金融風險管理 (續) 4. Financial risk management (continued)

**4.5 金融資產和負債的公平
值 (續)**

4.5 Fair values of financial assets and liabilities (continued)

**(B) 以公平值計量的金
融工具 (續)**

(B) Financial instruments measured at fair value (continued)

(ii) 第三層級的項
目變動 (續)

(ii) Reconciliation of level 3 items (continued)

		本集團 The Group		
		2009		
		金融資產 Financial assets		
		界定為以公平值變化 計入損益之金融資產 Financial assets designated at fair value through profit or loss		
		可供出售證券 Available-for-sale securities		
		債務證券 Debt securities	債務證券 Debt securities	股份證券 Equity securities
		港幣百萬元 HK\$m	港幣百萬元 HK\$m	港幣百萬元 HK\$m
於 2009 年 1 月 1 日	At 1 January 2009	252	5,131	141
收益	Gains			
- 損益	- Profit or loss	18	345	-
- 其他全面收益	- Other comprehensive income	-	102	2
買入	Purchases	-	2,943	-
賣出	Sales	(245)	(4,641)	-
轉出第三層級	Transfers out of level 3	-	(56)	-
於 2009 年 12 月 31 日	At 31 December 2009	<u>25</u>	<u>3,824</u>	<u>143</u>
於 2009 年 12 月 31 日 持有的資產於年內 計入損益的收益/ (虧損)總額	Total gains/(losses) for the year included in profit or loss for assets held as at 31 December 2009	<u>1</u>	<u>(21)</u>	<u>-</u>

財務報表附註 (續) Notes to the Financial Statements (continued)

4. 金融風險管理 (續) 4. Financial risk management (continued)

4.5 金融資產和負債的公平
值 (續)

4.5 Fair values of financial assets and liabilities (continued)

(B) 以公平值計量的金
融工具 (續)

(B) Financial instruments measured at fair value (continued)

(ii) 第三層級的項
目變動 (續)

(ii) Reconciliation of level 3 items (continued)

		本銀行 The Bank		
		2010		
		金融資產 Financial assets		
		交易性證券 Trading securities	可供出售證券 Available-for-sale securities	股份證券 Equity securities
		債務證券 Debt securities	債務證券 Debt securities	股份證券 Equity securities
		港幣百萬元 HK\$m	港幣百萬元 HK\$m	港幣百萬元 HK\$m
於 2010 年 1 月 1 日	At 1 January 2010	-	3,243	101
收益	Gains			
- 損益	- Profit or loss	-	29	-
- 其他全面收益	- Other comprehensive income	-	-	12
買入	Purchases	100	2,624	-
賣出	Sales	-	(3,271)	-
轉入第三層級	Transfers into level 3	-	2,075	-
於 2010 年 12 月 31 日	At 31 December 2010	100	4,700	113
於 2010 年 12 月 31 日 持有的資產於年內 計入損益的收益總額	Total gains for the year included in profit or loss for assets held as at 31 December 2010	-	-	-

財務報表附註（續） Notes to the Financial Statements (continued)

4. 金融風險管理（續） 4. Financial risk management (continued)

4.5 金融資產和負債的公平 值（續）

(B) 以公平值計量的金 融工具（續）

(ii) 第三層級的項 目變動（續）

4.5 Fair values of financial assets and liabilities (continued)

(B) Financial instruments measured at fair value (continued)

(ii) Reconciliation of level 3 items (continued)

		本銀行 The Bank	
		2009	
		金融資產 Financial assets	
		可供出售證券 Available-for-sale securities	
		債務證券 Debt securities	股份證券 Equity securities
		港幣百萬元 HK\$m	港幣百萬元 HK\$m
於 2009 年 1 月 1 日	At 1 January 2009	4,903	99
收益	Gains		
- 損益	- Profit or loss	345	-
- 其他全面收益	- Other comprehensive income	103	2
買入	Purchases	2,361	-
賣出	Sales	(4,413)	-
轉出第三層級	Transfers out of level 3	(56)	-
於 2009 年 12 月 31 日	At 31 December 2009	<u>3,243</u>	<u>101</u>
於 2009 年 12 月 31 日 持有的資產於年內 計入損益的虧損總額	Total losses for the year included in profit or loss for assets held as at 31 December 2009	<u>(21)</u>	<u>-</u>

於年內計入損益的收益以及於 2010 年 12 月 31 日及 2009 年 12 月 31 日持有的資產產生的收益／（虧損），根據其相關金融工具的性質或分類的不同，分別列示於「淨交易性收益」、「界定為以公平值變化計入損益之金融工具淨收益」或「減值準備淨撥回」。

Gains included in profit or loss for the year as well as gains/(losses) relating to assets held as at 31 December 2010 and 2009 are presented in "Net trading gain", "Net gain on financial instruments designated at fair value through profit or loss" or "Net reversal of impairment allowances" depending on the nature or the category of the related financial instruments.

財務報表附註（續） Notes to the Financial Statements (continued)

5. 淨利息收入

5. Net interest income

		2010	2009
		港幣百萬元	港幣百萬元
		HK\$m	HK\$m
利息收入	Interest income		
現金及存放於同業和其他 金融機構的款項	Cash and due from banks and other financial institutions	2,972	2,931
客戶貸款	Advances to customers	11,463	10,511
上市證券投資	Listed investments	3,674	2,756
非上市證券投資	Unlisted investments	3,652	4,060
其他	Others	199	145
		21,960	20,403
利息支出	Interest expense		
同業、客戶及其他金融機構 存放的款項	Due to banks, customers and other financial institutions	(4,026)	(2,758)
後償負債	Subordinated liabilities	(510)	(908)
其他	Others	(181)	(77)
		(4,717)	(3,743)
淨利息收入	Net interest income	17,243	16,660

截至2010年12月31日止年度之利息收入包括港幣6百萬元（2009年：港幣1.7千萬元）被界定為減值貸款的確認利息。減值證券投資產生的利息收入為港幣8.8千萬元（2009年：港幣4.84億元）。

Included within interest income is HK\$6 million (2009: HK\$17 million) of interest with respect to income recognised on advances classified as impaired for the year ended 31 December 2010. Interest income accrued on impaired investment in securities amounted to HK\$88 million (2009: HK\$484 million).

非以公平值變化計入損益之金融資產與金融負債所產生的未計算對沖影響之利息收入及利息支出分別為港幣228.54億元（2009年：港幣210.30億元）及港幣51.71億元（2009年：港幣36.79億元）。

Included within interest income and interest expense are HK\$22,854 million (2009: HK\$21,030 million) and HK\$5,171 million (2009: HK\$3,679 million), before hedging effect, for financial assets and financial liabilities that are not recognised at fair value through profit or loss respectively.

財務報表附註（續） **Notes to the Financial Statements (continued)**

6. 淨服務費及佣金收入 **6. Net fee and commission income**

		2010	2009
		港幣百萬元 HK\$'m	港幣百萬元 HK\$'m
服務費及佣金收入	Fee and commission income		
證券經紀	Securities brokerage		
- 股票	- Stockbroking	3,279	3,638
- 債券	- Bonds	59	39
信用卡	Credit cards	2,024	1,541
貸款佣金	Loan commissions	961	922
保險	Insurance	755	509
匯票佣金	Bills commissions	751	627
繳款服務	Payment services	568	495
買賣貨幣	Currency exchange	332	213
信託服務	Trust services	206	178
保管箱	Safe deposit box	200	191
基金分銷	Funds distribution	160	97
其他	Others	414	417
		9,709	8,867
服務費及佣金支出	Fee and commission expense		
信用卡	Credit cards	(1,542)	(1,100)
證券經紀	Securities brokerage	(504)	(563)
繳款服務	Payment services	(87)	(83)
其他	Others	(290)	(266)
		(2,423)	(2,012)
淨服務費及佣金收入	Net fee and commission income	7,286	6,855
其中源自	Of which arise from		
- 非以公平值變化計入損益之金融資產或負債	- financial assets or financial liabilities not at fair value through profit or loss		
- 服務費及佣金收入	- Fee and commission income	1,149	1,062
- 服務費及佣金支出	- Fee and commission expense	(7)	(3)
		1,142	1,059
- 信託及其他受託活動	- trust and other fiduciary activities		
- 服務費及佣金收入	- Fee and commission income	438	411
- 服務費及佣金支出	- Fee and commission expense	(6)	(6)
		432	405

財務報表附註 (續) Notes to the Financial Statements (continued)

7. 淨交易性收益

7. Net trading gain

	2010	2009
	港幣百萬元 HK\$m	港幣百萬元 HK\$m
淨收益／(虧損) 源自：		
- 外匯交易及外匯交易產品	999	1,273
- 利率工具及公平值對沖的項目	91	63
- 股份權益工具	(8)	26
- 商品	116	124
	1,198	1,486

8. 證券投資之淨收益／(虧損)

8. Net gain/(loss) on investment in securities

	2010	2009
	港幣百萬元 HK\$m	港幣百萬元 HK\$m
出售可供出售證券之淨收益	542	51
贖回／出售持有至到期日證券之淨虧損	(9)	(183)
	533	(132)

9. 其他經營收入

9. Other operating income

	2010	2009
	港幣百萬元 HK\$m	港幣百萬元 HK\$m
證券投資股息收入		
- 非上市證券投資	24	22
投資物業之租金總收入	339	356
減：有關投資物業之支出	(69)	(55)
其他	90	126
	384	449

「有關投資物業之支出」包括港幣 1.2 千萬元 (2009年：港幣 8 百萬元) 屬於年內未出租投資物業之直接經營支出。

Included in the "Outgoings in respect of investment properties" is HK\$12 million (2009: HK\$8 million) of direct operating expenses related to investment properties that were not let during the year.

財務報表附註 (續) **Notes to the Financial Statements (continued)**

10. 減值準備淨撥回

10. Net reversal of impairment allowances

		2010	2009
		港幣百萬元 HK\$'m	港幣百萬元 HK\$'m
客戶貸款	Advances to customers		
個別評估	Individually assessed		
- 新提準備	- new allowances	(70)	(391)
- 撥回	- releases	219	150
- 收回已撇銷賬項	- recoveries	416	446
按個別評估貸款減值 準備淨撥回(附註 24)	Net reversal of individually assessed loan impairment allowances (Note 24)	565	205
組合評估	Collectively assessed		
- 新提準備	- new allowances	(528)	(358)
- 撥回	- releases	-	15
- 收回已撇銷賬項	- recoveries	33	35
按組合評估貸款減值 準備淨撥備(附註 24)	Net charge of collectively assessed loan impairment allowances (Note 24)	(495)	(308)
貸款減值準備淨撥回/ (撥備)	Net reversal/(charge) of loan impairment allowances	70	(103)
可供出售證券	Available-for-sale securities		
可供出售證券減值準備 淨撥回	Net reversal of impairment allowances on available-for-sale securities		
- 個別評估	- Individually assessed	261	612
持有至到期日證券	Held-to-maturity securities		
持有至到期日證券減值 準備淨撥回	Net reversal of impairment allowances on held-to-maturity securities		
- 個別評估(附註 25)	- Individually assessed (Note 25)	46	690
其他	Others	(9)	(9)
減值準備淨撥回	Net reversal of impairment allowances	368	1,190

財務報表附註 (續) Notes to the Financial Statements (continued)

11. 經營支出

11. Operating expenses

		<u>2010</u>	<u>2009</u>
		港幣百萬元 HK\$'m	港幣百萬元 HK\$'m
人事費用 (包括董事酬金)	Staff costs (including directors' emoluments)		
- 薪酬及其他費用	- salaries and other costs	4,823	4,561
- 補償費用	- termination benefit	27	43
- 退休成本	- pension cost	387	384
		<u>5,237</u>	<u>4,988</u>
房產及設備支出 (不包括折舊)	Premises and equipment expenses (excluding depreciation)		
- 房產租金	- rental of premises	494	481
- 資訊科技	- information technology	394	377
- 其他	- others	292	286
		<u>1,180</u>	<u>1,144</u>
折舊 (附註 29)	Depreciation (Note 29)	1,127	1,016
核數師酬金	Auditor's remuneration		
- 審計服務	- audit services	30	28
- 非審計服務	- non-audit services	4	6
雷曼兄弟相關產品*	Lehman Brothers related products*	89	3,278
其他經營支出	Other operating expenses	1,726	1,522
		<u>9,393</u>	<u>11,982</u>

* 雷曼兄弟相關產品費用主要是與 2009 年 7 月 22 日公佈的雷曼兄弟迷你債券 (「迷你債券」) 回購安排有關。

* Expenses incurred on Lehman Brothers related products were primarily in relation to the Lehman Brothers minibonds ("Minibonds") repurchase arrangements announced on 22 July 2009.

財務報表附註（續） Notes to the Financial Statements (continued)

**12. 投資物業出售／公平
值調整之淨收益 12. Net gain from disposal of/fair value adjustments on investment
properties**

		<u>2010</u>	<u>2009</u>
		港幣百萬元 HK\$'m	港幣百萬元 HK\$'m
出售投資物業之淨收益	Net gain on disposal of investment properties	-	9
投資物業公平值調整之 淨收益（附註 28）	Net gain on fair value adjustments on investment properties (Note 28)	<u>1,511</u>	<u>1,554</u>
		<u><u>1,511</u></u>	<u><u>1,563</u></u>

**13. 出售／重估物業、廠房
及設備之淨（虧損）／
收益 13. Net (loss)/gain from disposal/revaluation of properties, plant and
equipment**

		<u>2010</u>	<u>2009</u>
		港幣百萬元 HK\$'m	港幣百萬元 HK\$'m
出售房產之淨收益	Net gain on disposal of premises	-	45
出售其他固定資產之淨虧損	Net loss on disposal of other fixed assets	(10)	(10)
重估房產之淨收益 （附註 29）	Net gain on revaluation of premises (Note 29)	<u>4</u>	<u>16</u>
		<u><u>(6)</u></u>	<u><u>51</u></u>

財務報表附註 (續) Notes to the Financial Statements (continued)

14. 稅項

14. Taxation

收益表內之稅項組成如下：

Taxation in the income statement represents:

		2010	(重列) 2009
		港幣百萬元 HK\$'m	港幣百萬元 HK\$'m
香港利得稅	Hong Kong profits tax		
本年稅項	Current tax		
- 本年稅項	- current year taxation	2,930	2,339
- 往年不足／(超額)	- under/(over)-provision in prior years		
撥備		8	(4)
		2,938	2,335
(撥回)／計入遞延稅項 (附註 36)	Deferred tax (credit)/charge (Note 36)	(23)	28
香港利得稅	Hong Kong profits tax	2,915	2,363
海外稅項	Overseas taxation	144	118
		3,059	2,481

香港利得稅乃按照截至本年度估計應課稅溢利依稅率16.5% (2009年：16.5%) 提撥準備。海外溢利之稅款按照本年度估計應課稅溢利依集團經營業務所在國家之現行稅率計算。

Hong Kong profits tax has been provided at the rate of 16.5% (2009: 16.5%) on the estimated assessable profits arising in Hong Kong during the year. Taxation on overseas profits has been calculated on the estimated assessable profits for the year at the rates of taxation prevailing in the countries in which the Group operates.

財務報表附註 (續) Notes to the Financial Statements (continued)

14. 稅項 (續)

本集團除稅前溢利產生的實際稅項，與根據香港利得稅率計算的稅項差異如下：

14. Taxation (continued)

The taxation on the Group's profit before taxation that differs from the theoretical amount that would arise using the taxation rate of Hong Kong is as follows:

		2010	(重列) (Restated) 2009
		港幣百萬元 HK\$m	港幣百萬元 HK\$m
除稅前溢利	Profit before taxation	19,166	16,408
按稅率 16.5% (2009 年：16.5%) 計算的稅項	Calculated at a taxation rate of 16.5% (2009: 16.5%)	3,162	2,707
其他國家稅率差異的影響	Effect of different taxation rates in other countries	23	8
無需課稅之收入	Income not subject to taxation	(241)	(291)
稅務上不可扣減之開支	Expenses not deductible for taxation purposes	107	61
未確認的稅務虧損	Tax losses not recognised	-	1
使用往年未確認的稅務虧損	Utilisation of previously unrecognised tax losses	-	(1)
往年不足 / (超額) 撥備	Under/(over)-provision in prior years	8	(4)
計入稅項	Taxation charge	3,059	2,481
實際稅率	Effective tax rate	16.0%	15.1%

15. 本銀行股東應佔溢利

截至 2010 年 12 月 31 日止年度之本銀行股東應佔本銀行溢利為港幣 138.38 億元 (2009 年：港幣 122.09 億元)，並已列入本銀行之財務報表內。

15. Profit attributable to the equity holders of the Bank

The profit of the Bank for the year ended 31 December 2010 attributable to the equity holders of the Bank and dealt with in the financial statements of the Bank amounted to HK\$13,838 million (2009: HK\$12,209 million).

16. 股息

16. Dividends

		2010		2009	
		每股 港幣 Per share HK\$	總額 港幣百萬元 Total HK\$m	每股 港幣 Per share HK\$	總額 港幣百萬元 Total HK\$m
第一次中期股息	First interim dividend	0.0880	3,788	0.0110	473
第二次中期股息	Second interim dividend	0.1330	5,725	0.0696	2,996
第三次中期股息	Third interim dividend	-	-	0.1580	6,801
		0.2210	9,513	0.2386	10,270

財務報表附註 (續)

17. 退休福利成本

本集團給予本集團員工的定額供款計劃主要為獲強積金條例豁免之職業退休計劃及中銀保誠簡易強積金計劃。根據職業退休計劃，僱員須向職業退休計劃之每月供款為彼等基本薪金之 5%，而僱主之每月供款為僱員基本月薪之 5% 至 15% 不等（視乎彼等之服務年期）。僱員有權於 20 年服務期屆滿後，在僱用期終止時收取 100% 之僱主供款，或於 3 年至 20 年以下服務期屆滿後，在退休、提前退休、永遠喪失工作能力及健康欠佳或僱用期終止等情況（被即時解僱除外）下，收取 20% 至 95% 之僱主供款。

隨著強積金條例於 2000 年 12 月 1 日實施，本集團亦參與中銀保誠簡易強積金計劃，該計劃之受託人為中銀國際英國保誠信託有限公司，投資管理人為中銀國際英國保誠資產管理有限公司，此兩間公司均為本銀行之有關連人士。

截至 2010 年 12 月 31 日止年度，在扣除約港幣 1.3 千萬元（2009 年：約港幣 7 百萬元）之沒收供款後，職業退休計劃之供款總額約為港幣 3.08 億元（2009 年：約港幣 3.17 億元），而本集團向強積金計劃之供款總額則約為港幣 3.9 千萬元（2009 年：約港幣 3.4 千萬元）。

Notes to the Financial Statements (continued)

17. Retirement benefit costs

The principal defined contribution schemes for the Group's employees are ORSO schemes exempted under the MPF Schemes Ordinance and the BOC-Prudential Easy Choice MPF Scheme. Under the ORSO schemes, employees make monthly contributions to the ORSO schemes equal to 5% of their basic salaries, while the employer makes monthly contributions equal to 5% to 15% of the employees' monthly basic salaries, depending on years of service. The employees are entitled to receive 100% of the employer's contributions upon termination of employment after completing 20 years of service, or at a scale ranging from 20% to 95% for employees who have completed between 3 to 20 years of service, on conditions of retirement, early retirement, permanent incapacity and ill-health or termination of employment other than summary dismissal.

With the implementation of the MPF Schemes Ordinance on 1 December 2000, the Group also participates in the BOC-Prudential Easy Choice MPF Scheme, of which the trustee is BOCI-Prudential Trustee and the investment manager is BOCI-Prudential Manager, which are related parties of the Bank.

The Group's total contributions made to the ORSO schemes for the year ended 31 December 2010 amounted to approximately HK\$308 million (2009: approximately HK\$317 million), after a deduction of forfeited contributions of approximately HK\$13 million (2009: approximately HK\$7 million). For the MPF Scheme, the Group contributed approximately HK\$39 million (2009: approximately HK\$34 million) for the year ended 31 December 2010.

財務報表附註（續） Notes to the Financial Statements (continued)

18. 認股權計劃

18. Share option schemes

(a) 認股權計劃及股份儲蓄計劃

認股權計劃及股份儲蓄計劃的主要條款已於2002年7月10日由中銀香港（控股）的全體股東以書面決議案批准並採納。

認股權計劃旨在向參與人提供購買中銀香港（控股）專有權益的機會。中銀香港（控股）董事會可以完全根據自己的決定，將認股權授予中銀香港（控股）董事會可能選擇的任何人士。股份認購價格將根據中銀香港（控股）董事會的決定於授出日期按既定規則計算每股價格。認股權可於中銀香港（控股）董事會確定的任何日期之後的任何時間，或在要約不時規定的時間，或於中銀香港（控股）董事會確定的終止日期當日或之前，可部分或全部行使。

股份儲蓄計劃旨在鼓勵僱員認購中銀香港（控股）股份。每月為認股權支付的款項應該是合資格僱員在其申請表格中指明願意支付的額度，該額度必須不少於合資格僱員於申請日期的月薪的1%亦不得多於10%，或中銀香港（控股）董事會當時可能釐定的最高或最低額度。認股權可於行使期間內全部或部分行使。

上述兩個計劃在2010年並未有授出認股權（2009年：無）。

(a) Share Option Scheme and Sharesave Plan

The principal terms of the Share Option Scheme and the Sharesave Plan were approved and adopted by written resolutions of all the shareholders of BOCHK (Holdings) dated 10 July 2002.

The purpose of the Share Option Scheme is to provide the participants with the opportunity to acquire proprietary interests in BOCHK (Holdings). The Board of BOCHK (Holdings) may, in its absolute discretion, offer to grant options under the Share Option Scheme to any person as the Board of BOCHK (Holdings) may select. The subscription price for the shares shall be determined on the date of grant by the Board of BOCHK (Holdings) as an amount per share calculated on the basis of established rules. An option may be exercised in whole or in part at any time after the date prescribed by the Board of BOCHK (Holdings) and from time to time as specified in the offer and on or before the termination date prescribed by the Board of BOCHK (Holdings).

The purpose of the Sharesave Plan is to encourage broad-based employee ownership of the shares of BOCHK (Holdings). The amount of the monthly contribution under the savings contract to be made in connection with an option shall be the amount which the relevant eligible employee is willing to contribute, which amount shall not be less than 1% and not more than 10% of the eligible employee's monthly salary as at the date of application or such other maximum or minimum amounts as permitted by the Board of BOCHK (Holdings). When an option is exercised during an exercise period, it may be exercised in whole or in part.

No options were granted pursuant to the Share Option Scheme or the Sharesave Plan during the year 2010 (2009: Nil).

財務報表附註 (續)

Notes to the Financial Statements (continued)

18. 認股權計劃 (續)

18. Share option schemes (continued)

(b) 上市前認股權計劃

(b) Pre-Listing Share Option Scheme

於 2002 年 7 月 5 日，本銀行間接控股公司中銀 (BVI) 根據上市前認股權計劃向若干董事及另外約 60 名中銀香港 (控股) 高層管理人員和中國銀行員工授予認股權，彼等可據此向中銀 (BVI) 購入合共 31,132,600 股中銀香港 (控股) 現有已發行股份。本集團受惠於香港財務報告準則第 2 號 53 段之過渡條文內列明新確認及計量政策並不應用於 2002 年 11 月 7 日或之前授予員工的認股權。

On 5 July 2002, several directors together with approximately 60 senior management personnel of BOCHK (Holdings) and employees of BOC were granted options by BOC (BVI), the indirect holding company of the Bank, pursuant to a Pre-Listing Share Option Scheme to purchase from BOC (BVI) an aggregate of 31,132,600 existing issued shares of BOCHK (Holdings). The Group has taken advantage of the transitional provisions set out in paragraph 53 of HKFRS 2 under which the new recognition and measurement policies have not been applied to all options granted to employees on or before 7 November 2002.

截至 2010 年 12 月 31 日及 2009 年 12 月 31 日止認股權詳情披露如下：

Details of the share options outstanding as at 31 December 2010 and 2009 are disclosed as follows:

		董事 Directors	高層管理人員 Senior management	其他* Others*	認股權總計 Total number of share options	平均行使價 (每股港幣) Average exercise price (HK\$ per share)
於 2010 年 1 月 1 日	At 1 January 2010	3,976,500	1,074,300	-	5,050,800	8.5
減：年內行使之認股權	Less: Share options exercised during the year	-	(827,000)	-	(827,000)	8.5
於 2010 年 12 月 31 日	At 31 December 2010	<u>3,976,500</u>	<u>247,300</u>	<u>-</u>	<u>4,223,800</u>	<u>8.5</u>
於 2010 年 12 月 31 日 可行使之認股權	Exercisable at 31 December 2010	<u>3,976,500</u>	<u>247,300</u>	<u>-</u>	<u>4,223,800</u>	<u>8.5</u>
於 2009 年 1 月 1 日	At 1 January 2009	6,290,100	1,361,200	-	7,651,300	8.5
轉撥	Transfer	(1,590,600)	-	1,590,600	-	8.5
減：年內行使之認股權	Less: Share options exercised during the year	(723,000)	(286,900)	(1,590,600)	(2,600,500)	8.5
於 2009 年 12 月 31 日	At 31 December 2009	<u>3,976,500</u>	<u>1,074,300</u>	<u>-</u>	<u>5,050,800</u>	<u>8.5</u>
於 2009 年 12 月 31 日 可行使之認股權	Exercisable at 31 December 2009	<u>3,976,500</u>	<u>1,074,300</u>	<u>-</u>	<u>5,050,800</u>	<u>8.5</u>

* 代表本集團前董事持有的認股權。

* Represented share options held by ex-directors of the Group.

財務報表附註 (續) **Notes to the Financial Statements (continued)**

18. 認股權計劃 (續) **18. Share option schemes (continued)**

**(b) 上市前認股權計劃
(續)**

認股權於年內曾多次被行使，有關之加權平均股價為港幣22.73元（2009年：港幣16.83元）。

根據此計劃而授出之認股權之行使價為每股港幣8.50元，而相對之認股權價為港幣1.00元。該等認股權由中銀香港（控股）股份於聯交所開始買賣日期起計的4年內歸屬，有效行使期為10年。於中銀香港（控股）股份開始在聯交所買賣之日或其後，將不會再根據上市前認股權計劃授出任何認股權。

(b) Pre-Listing Share Option Scheme (continued)

Share options were exercised on a regular basis throughout the year, the weighted average share price during the year was HK\$22.73 (2009: HK\$16.83).

The options granted under this scheme can be exercised at HK\$8.50 per share in respect of the option price of HK\$1.00. These options have a vesting period of four years from the date on which dealings in the shares commenced on the Stock Exchange with a valid exercise period of ten years. No offer to grant any options under the Pre-Listing Share Option Scheme will be made on or after the date on which dealings in the shares commenced on the Stock Exchange.

財務報表附註 (續) Notes to the Financial Statements (continued)

19. 董事及高層管理人員酬金 19. Directors' and senior management's emoluments

(a) 董事酬金

本年度本集團就本銀行董事為本銀行及管理附屬公司提供之服務而已付及其應收未收之酬金詳情如下：

(a) Directors' emoluments

Details of the emoluments paid to or receivable by the directors of the Bank in respect of their services rendered for the Bank and managing the subsidiaries within the Group during the year are as follows:

截至 2010 年止	For the year 2010	董事袍金	基本薪金、津貼 及實物福利	退休金計劃 供款	花紅	總計
		Directors' fee	Basic salaries, allowances and benefits in kind	Contributions to pension schemes	Bonus	Total
		港幣千元 HK\$'000	港幣千元 HK\$'000	港幣千元 HK\$'000	港幣千元 HK\$'000	港幣千元 HK\$'000
執行董事	Executive Directors					
和廣北	He Guangbei	100	6,614	-	3,419	10,133
高迎欣	Gao Yingxin	100	4,742	-	2,465	7,307
		200	11,356	-	5,884	17,440
非執行董事	Non-executive Directors					
肖鋼	Xiao Gang	-	-	-	-	-
李禮輝	Li Lihui	-	-	-	-	-
李早航	Li Zaohang	-	-	-	-	-
周載群	Zhou Zaiqun	-	-	-	-	-
張燕玲	Zhang Yanling	-	-	-	-	-
馮國經*	Fung Victor Kwok King*	300	-	-	-	300
高銘勝*	Koh Beng Seng*	350	-	-	-	350
單偉建*	Shan Weijian*	350	-	-	-	350
董建成*	Tung Chee Chen*	300	-	-	-	300
童偉鶴*	Tung Savio Wai-Hok*	350	-	-	-	350
楊曹文梅*	Yang Linda Tsao*	155	-	-	-	155
		1,805	-	-	-	1,805
		2,005	11,356	-	5,884	19,245

楊曹文梅女士自 2010 年 5 月 21 日起退任本銀行獨立非執行董事。

Madam Yang Linda Tsao has retired from the office of the Independent Non-executive Director of the Bank since 21 May 2010.

財務報表附註 (續) Notes to the Financial Statements (continued)

19. 董事及高層管理人員酬金 (續) 19. Directors' and senior management's emoluments (continued)

(a) 董事酬金 (續)

(a) Directors' emoluments (continued)

截至 2009 年止	For the year 2009	董事袍金 Directors' fee	基本薪金、津貼 及實物福利 Basic salaries, allowances and benefits in kind	退休金計劃 供款 Contributions to pension schemes	花紅 Bonus	總計 Total
		港幣千元 HK\$'000	港幣千元 HK\$'000	港幣千元 HK\$'000	港幣千元 HK\$'000	港幣千元 HK\$'000
執行董事	Executive Directors					
和廣北	He Guangbei	100	6,210	-	2,777	9,087
李永鴻	Lee Raymond Wing Hung	137	2,617	93	-	2,847
高迎欣	Gao Yingxin	100	4,485	-	1,677	6,262
		<u>337</u>	<u>13,312</u>	<u>93</u>	<u>4,454</u>	<u>18,196</u>
非執行董事	Non-executive Directors					
肖鋼	Xiao Gang	-	-	-	-	-
李禮輝	Li Lihui	154	-	-	-	154
孫昌基	Sun Changji	146	-	-	-	146
李早航	Li Zaohang	253	-	-	-	253
周載群	Zhou Zaiqun	420	-	-	-	420
張燕玲	Zhang Yanling	253	-	-	-	253
馮國經*	Fung Victor Kwok King*	300	-	-	-	300
高銘勝*	Koh Beng Seng*	350	-	-	-	350
單偉建*	Shan Weijian*	350	-	-	-	350
董建成*	Tung Chee Chen*	300	-	-	-	300
董偉鶴*	Tung Savio Wai-Hok*	350	-	-	-	350
楊曹文梅*	Yang Linda Tsao*	400	-	-	-	400
		<u>3,276</u>	<u>-</u>	<u>-</u>	<u>-</u>	<u>3,276</u>
		<u>3,613</u>	<u>13,312</u>	<u>93</u>	<u>4,454</u>	<u>21,472</u>

註：
* 獨立非執行董事

Note:
* Independent Non-executive Directors

財務報表附註 (續) Notes to the Financial Statements (continued)

19. 董事及高層管理人員酬金 (續) 19. Directors' and senior management's emoluments (continued)

(a) 董事酬金 (續)

2002年7月，本銀行間接控股公司中銀(BVI)根據載於附註18(b)的上市前認股權計劃向若干董事授予認股權，詳情見附註18。年內若干認股權被行使，惟上述披露之董事酬金中並無包括因該等認股權而產生的利益；而收益表亦無需就此作出反映。

截至2010年12月31日止年度，其中5名(2009年：1名)董事放棄其酬金港幣1,728,000元(2009年：港幣200,000元)。

(b) 五位最高薪酬人士

本年度，本集團內五位最高薪酬人士包括2名(2009年：2名)董事，其酬金已載於上文分析。其餘3名(2009年：3名)最高薪酬人士之酬金分析如下：

(a) Directors' emoluments (continued)

In July 2002, options were granted to several directors of the Bank by the indirect holding company, BOC (BVI), under the Pre-Listing Share Option Scheme as set out in Note 18(b). Full details of the scheme are stated in Note 18. During the year, certain options were exercised, but no benefits arising from the granting of these share options were included in the directors' emoluments disclosed above or recognised in the income statement.

For the year ended 31 December 2010, five (2009: one) of the directors waived emoluments of HK\$1,728,000 (2009: HK\$200,000).

(b) Five highest paid individuals

The five individuals whose emoluments were the highest in the Group for the year include two (2009: two) directors whose emoluments are reflected in the analysis presented above. The emoluments payable to the remaining three (2009: three) individuals during the year are as follows:

		2010	2009
		港幣百萬元	港幣百萬元
		HK\$m	HK\$m
基本薪金及津貼	Basic salaries and allowances	16	18
花紅	Bonus	5	3
退休金計劃供款	Contributions to pension schemes	1	1
附屬公司董事袍金	Directors' fee from subsidiaries	-	1
支付作為加入本集團之獎勵酬金	Amount paid as an inducement to join the Group	2	-
		24	23

財務報表附註（續） Notes to the Financial Statements (continued)

19. 董事及高層管理人員 19. Directors' and senior management's emoluments (continued)
酬金（續）

**(b) 五位最高薪酬人士
（續）**

(b) Five highest paid individuals (continued)

彼等酬金之組別如下：

Emoluments of individuals were within the following bands:

		人數 Number of individuals	
		2010	2009
港幣 5,500,001 元至港幣 6,000,000 元	HK\$5,500,001 – HK\$6,000,000	-	1
港幣 6,000,001 元至港幣 6,500,000 元	HK\$6,000,001 – HK\$6,500,000	2	1
港幣 10,500,001 元至港幣 11,000,000 元	HK\$10,500,001 – HK\$11,000,000	-	1
港幣 11,000,001 元至港幣 11,500,000 元	HK\$11,000,001 – HK\$11,500,000	1	-

財務報表附註（續） Notes to the Financial Statements (continued)

19. 董事及高層管理人員酬金（續） 19. Directors' and senior management's emoluments (continued)

(c) 高層管理人員及主要人員的薪酬

按金管局發出之 CG-5 《穩健的薪酬制度指引》，本年度本集團之高層管理人員及主要人員的薪酬詳情如下：

(c) Remuneration for the senior management and key personnel

Pursuant to CG-5 Guideline on a Sound Remuneration System issued by the HKMA, details of the remuneration for the senior management and key personnel of the Group during the year are as follows:

		<u>2010</u>	<u>2009</u>
受薪人數	Number of beneficiaries	<u>28</u>	<u>26</u>
		<u>2010</u>	<u>2009</u>
		港幣百萬元	港幣百萬元
		HK\$m	HK\$m
固定薪酬	Fixed remuneration	<u>83</u>	<u>75</u>
浮動薪酬	Variable remuneration		
現金	Cash	<u>34</u>	<u>24</u>
遞延薪酬	Deferred remuneration		
已歸屬	Vested	-	-
未歸屬	Unvested	<u>3</u>	-
		<u>3</u>	-
於 1 月 1 日	At 1 January	-	-
已授予	Awarded	3	-
已發放	Paid out	-	-
調整按績效評估而扣減部分	Reduced through performance adjustments	-	-
		<u>3</u>	-
於 12 月 31 日	At 31 December	<u>3</u>	-

有關薪酬政策的決策過程及薪酬制度中重要的設計特點的詳細資料，請參閱載列於本年報中的「公司治理」部分。

For detailed information on the decision-making process used to determine the remuneration policy and the key design characteristics of the remuneration system, please refer to the section "Corporate Governance" in this Annual Report.

財務報表附註（續） Notes to the Financial Statements (continued)

20. 庫存現金及在銀行及其他金融機構的結餘 20. Cash and balances with banks and other financial institutions

	本集團 The Group		本銀行 The Bank	
	2010 港幣百萬元 HK\$'m	2009 港幣百萬元 HK\$'m	2010 港幣百萬元 HK\$'m	2009 港幣百萬元 HK\$'m
庫存現金	4,571	3,409	4,026	2,837
在中央銀行的結餘	336,923	81,790	329,438	77,036
在銀行及其他金融機構的結餘	32,657	5,628	28,890	4,778
一個月內到期之銀行及其他金融機構存款	40,994	69,498	37,323	60,151
	415,145	160,325	399,677	144,802

財務報表附註 (續) Notes to the Financial Statements (continued)

21. 公平值變化計入損益之金融資產 21. Financial assets at fair value through profit or loss

		本集團 The Group					
		界定為以公平值變化計入 損益之金融資產 Financial assets designated at fair value through profit or loss				總計 Total	
		交易性證券 Trading securities					
		2010	2009	2010	2009	2010	2009
		港幣百萬元 HK\$m	港幣百萬元 HK\$m	港幣百萬元 HK\$m	港幣百萬元 HK\$m	港幣百萬元 HK\$m	港幣百萬元 HK\$m
按公平值入賬	At fair value						
債務證券	Debt securities						
- 於香港上市	- Listed in Hong Kong	1,398	333	829	890	2,227	1,223
- 於海外上市	- Listed outside Hong Kong	-	17	1,232	1,221	1,232	1,238
		1,398	350	2,061	2,111	3,459	2,461
- 非上市	- Unlisted	36,544	15,473	359	393	36,903	15,866
		37,942	15,823	2,420	2,504	40,362	18,327
股份證券	Equity securities						
- 於香港上市	- Listed in Hong Kong	38	37	-	-	38	37
- 非上市	- Unlisted	97	111	-	-	97	111
		135	148	-	-	135	148
總計	Total	38,077	15,971	2,420	2,504	40,497	18,475
		本銀行 The Bank					
		界定為以公平值變化計入 損益之金融資產 Financial assets designated at fair value through profit or loss				總計 Total	
		交易性證券 Trading securities					
		2010	2009	2010	2009	2010	2009
		港幣百萬元 HK\$m	港幣百萬元 HK\$m	港幣百萬元 HK\$m	港幣百萬元 HK\$m	港幣百萬元 HK\$m	港幣百萬元 HK\$m
按公平值入賬	At fair value						
債務證券	Debt securities						
- 於香港上市	- Listed in Hong Kong	1,398	333	-	16	1,398	349
- 於海外上市	- Listed outside Hong Kong	-	17	120	123	120	140
		1,398	350	120	139	1,518	489
- 非上市	- Unlisted	35,353	14,371	-	-	35,353	14,371
		36,751	14,721	120	139	36,871	14,860
股份證券	Equity securities						
- 於香港上市	- Listed in Hong Kong	38	37	-	-	38	37
總計	Total	36,789	14,758	120	139	36,909	14,897

財務報表附註（續） Notes to the Financial Statements (continued)

21. 公平值變化計入損益之金融資產（續） 21. Financial assets at fair value through profit or loss (continued)

公平值變化計入損益之金融資產按發行機構之分類如下：

Financial assets at fair value through profit or loss are analysed by type of issuer as follows:

	本集團 The Group		本銀行 The Bank	
	2010 港幣百萬元 HK\$m	2009 港幣百萬元 HK\$m	2010 港幣百萬元 HK\$m	2009 港幣百萬元 HK\$m
主權政府	34,346	15,084	33,363	14,191
公共機構*	89	239	7	21
銀行及其他金融機構	3,971	1,014	3,404	539
公司企業	2,091	2,138	135	146
	40,497	18,475	36,909	14,897

* 包括在本集團及本銀行公平值變化計入損益之金融資產分別為港幣 5.2 千萬元（2009 年：港幣 1.86 億元）及港幣 7 百萬元（2009 年：港幣 2.1 千萬元）在《銀行業（資本）規則》內認可為公共機構。

* Included financial assets at fair value through profit or loss of the Group and the Bank of HK\$52 million (2009: HK\$186 million) and HK\$7 million (2009: HK\$21 million) respectively which are eligible as public sector entities under the Banking (Capital) Rules.

公平值變化計入損益之金融資產分類如下：

Financial assets at fair value through profit or loss are analysed as follows:

	本集團 The Group		本銀行 The Bank	
	2010 港幣百萬元 HK\$m	2009 港幣百萬元 HK\$m	2010 港幣百萬元 HK\$m	2009 港幣百萬元 HK\$m
庫券	32,840	14,419	31,898	13,569
持有之存款證	2,248	-	2,248	-
其他公平值變化計入損益之金融資產	5,409	4,056	2,763	1,328
	40,497	18,475	36,909	14,897

財務報表附註（續） Notes to the Financial Statements (continued)

22. 衍生金融工具及對沖會計 22. Derivative financial instruments and hedge accounting

本集團訂立下列匯率、利率、貴金屬及股份權益相關的衍生金融工具合約用作買賣及風險管理之用：

遠期外匯合約是指於未來某一日期買或賣外幣的承諾。利率期貨是指根據合約按照利率的變化收取或支付一個淨金額的合約，或在交易所管理的金融市場上按約定價格在未來的某一日期買進或賣出利率金融工具的合約。遠期利率合同是經單獨協商而達成的利率期貨合約，要求在未來某一日根據合約利率與市場利率的差異及名義本金的金額進行計算及現金交割。

貨幣、利率及貴金屬掉期是指交換不同現金流量或商品的承諾。掉期的結果是不同貨幣、利率（如固定利率與浮動利率）或貴金屬（如白銀掉期）的交換或以上的所有組合（如交叉貨幣利率掉期）。除某些貨幣掉期合約外，該等交易無需交換本金。

外匯、利率、貴金屬及股份權益期權是指期權的賣方（出讓方）為買方（持有方）提供在未來某一特定日期或未來一定時期內按約定的價格買進（認購期權）或賣出（認沽期權）一定數量的金融工具的權利（而非承諾）的一種協定。考慮到外匯和利率風險，期權的賣方從購買方收取一定的期權費。本集團期權合約是與對手方在場外協商達成協定的或透過交易所進行（如於交易所進行買賣之期權）。

The Group enters into the following foreign exchange, interest rate, precious metal and equity related derivative financial instrument contracts for trading and risk management purposes:

Currency forwards represent commitments to purchase and sell foreign currency on a future date. Interest rate futures are contractual obligations to receive or pay a net amount based on changes in interest rates or buy or sell interest rate financial instruments on a future date at an agreed price in the financial market under the administration of the stock exchange. Forward rate agreements are individually negotiated interest rate futures that call for a cash settlement at a future date for the difference between a contracted rate of interest and the current market rate, based on a notional principal amount.

Currency, interest rate and precious metal swaps are commitments to exchange one set of cash flows or commodity for another. Swaps result in an exchange of currencies, interest rates (for example, fixed rate for floating rate), or precious metals (for example, silver swaps) or a combination of all these (for example, cross-currency interest rate swaps). Except for certain currency swap contracts, no exchange of principal takes place.

Foreign currency, interest rate, precious metal and equity options are contractual agreements under which the seller (writer) grants the purchaser (holder) the right, but not the obligation, either to buy (a call option) or sell (a put option) at or by a set date or during a set period, a specific amount of the financial instrument at a predetermined price. In consideration for the assumption of foreign exchange and interest rate risk, the seller receives a premium from the purchaser. Options are negotiated over-the-counter ("OTC") between the Group and its counterparty or traded through the stock exchange (for example, exchange-traded stock option).

財務報表附註（續） Notes to the Financial Statements (continued)

22. 衍生金融工具及對沖會計（續） 22. Derivative financial instruments and hedge accounting (continued)

本集團之衍生金融工具合約／名義合約數額及其公平值詳列於下表。資產負債表日各類型金融工具的合約／名義合約數額僅顯示了於資產負債表日之未完成交易量，而若干金融工具之合約／名義合約數額則提供了一個與綜合資產負債表內所確認的公平值資產或負債的對比基礎。但是，這並不代表所涉及的未來的現金流量或當前的公平值，因而也不能反映本集團所面臨的信用風險或市場風險。隨著與衍生金融工具合約條款相關的匯率、市場利率或貴金屬和股份權益價格的波動，衍生金融工具的估值可能產生對銀行有利（資產）或不利（負債）的影響，這些影響可能在不同期間有較大的波動。

(a) 衍生金融工具

本集團進行場外及場內衍生產品交易的主要目的是開展客戶業務。集團敘做的所有對客戶及對同業市場的衍生產品交易均需嚴格遵從本集團的各相關風險管理政策及規定。

衍生產品亦應用於管理銀行賬的利率風險，只有獲批准之產品名單上載有的衍生產品方可進行交易。由衍生產品交易產生的風險承擔名義數額以設限控制，並制訂交易的最長期限及其損益之管理預警限額（MAL）。每宗衍生產品交易必須記錄於相應的系統，以進行結算、市場劃價、報告及監控。

The contract/notional amounts and fair values of derivative financial instruments held by the Group are set out in the following tables. The contract/notional amounts of these instruments indicate the volume of transactions outstanding at the balance sheet dates and certain of them provide a basis for comparison with fair value instruments recognised on the consolidated balance sheet. However, they do not necessarily indicate the amounts of future cash flows involved or the current fair values of the instruments and, therefore, do not indicate the Group's exposure to credit or market risks. The derivative financial instruments become favourable (assets) or unfavourable (liabilities) as a result of fluctuations in foreign exchange rates, market interest rates or metal and equity prices relative to their terms. The aggregate fair values of derivative financial instruments assets and liabilities can fluctuate significantly from time to time.

(a) Derivative financial instruments

The Group trades derivative products (both exchange-traded or OTC) mainly for customer business. The Group strictly follows risk management policies in providing derivative products to our customers and in trading of derivative products in the interbank market.

Derivatives are also used to manage the interest rate risk of the banking book. A derivative instrument must be included in the approved product list before any transactions for that instrument can be made. There are limits to control the notional amount of exposure arising from derivative transactions, and the maximum tenor of the deal and management alert limit (MAL) in profit and loss is set. Every derivative transaction must be input into the relevant system for settlement, mark to market revaluation, reporting and control.

財務報表附註 (續) Notes to the Financial Statements (continued)

22. 衍生金融工具及對沖會計 (續) 22. Derivative financial instruments and hedge accounting (continued)

(a) 衍生金融工具 (續)

下表概述衍生金融工具中每項重要類別於12月31日之合約/名義合約數額：

(a) Derivative financial instruments (continued)

The following tables summarise the contract/notional amounts of each significant type of derivative financial instrument as at 31 December:

		本集團 The Group			
		2010			
	買賣 Trading	風險對沖 Hedging	不符合採用 對沖會計法* Not qualified for hedge accounting*	總計 Total	
	港幣百萬元 HK\$'m	港幣百萬元 HK\$'m	港幣百萬元 HK\$'m	港幣百萬元 HK\$'m	
匯率合約		Exchange rate contracts			
即期及遠期		Spot and forwards	332,043	-	
掉期		Swaps	313,138	-	
外匯交易期權合約		Foreign currency option contracts			
- 買入期權		- Options purchased	1,543	-	
- 賣出期權		- Options written	2,601	-	
	649,325		-	-	
利率合約		Interest rate contracts			
期貨		Futures	7,735	-	
掉期		Swaps	266,326	46,345	
	274,061		46,345	3,144	
貴金屬合約		Bullion contracts	13,761	-	
股份權益合約		Equity contracts	145	-	
其他合約		Other contracts	99	-	
總計	937,391	Total	46,345	3,144	
			986,880		

* 為符合《銀行業(披露)規則》要求，需分別披露不符合採用對沖會計法資格，但與指定以公平價值經收益表入賬的金融工具一併管理的衍生金融工具。

* Derivative transactions which do not qualify as hedges for accounting purposes but are managed in conjunction with the financial instruments designated at fair value through profit or loss are separately disclosed in compliance with the requirements set out in the Banking (Disclosure) Rules.

財務報表附註（續） **Notes to the Financial Statements (continued)**

22. 衍生金融工具及對沖會計（續） **22. Derivative financial instruments and hedge accounting (continued)**

(a) 衍生金融工具（續） **(a) Derivative financial instruments (continued)**

		本集團 The Group 2009			
		買賣 Trading	風險對沖 Hedging	不符合採用 對沖會計法 Not qualified for hedge accounting	總計 Total
		港幣百萬元 HK\$m	港幣百萬元 HK\$m	港幣百萬元 HK\$m	港幣百萬元 HK\$m
匯率合約	Exchange rate contracts				
即期及遠期	Spot and forwards	264,014	-	-	264,014
掉期	Swaps	270,512	-	68	270,580
外匯交易期權合約	Foreign currency option contracts				
- 買入期權	- Options purchased	1,387	-	-	1,387
- 賣出期權	- Options written	1,603	-	-	1,603
		<u>537,516</u>	<u>-</u>	<u>68</u>	<u>537,584</u>
利率合約	Interest rate contracts				
期貨	Futures	655	-	-	655
掉期	Swaps	140,088	32,471	23,665	196,224
利率期權合約	Interest rate option contracts				
- 賣出債券期權	- Bond options written	853	-	-	853
		<u>141,596</u>	<u>32,471</u>	<u>23,665</u>	<u>197,732</u>
貴金屬合約	Bullion contracts	8,290	-	-	8,290
股份權益合約	Equity contracts	209	-	-	209
其他合約	Other contracts	117	-	-	117
總計	Total	<u>687,728</u>	<u>32,471</u>	<u>23,733</u>	<u>743,932</u>

財務報表附註（續） **Notes to the Financial Statements (continued)**

22. 衍生金融工具及對沖會計（續） **22. Derivative financial instruments and hedge accounting (continued)**

(a) 衍生金融工具（續） **(a) Derivative financial instruments (continued)**

		本銀行 The Bank			
		2010			
		買賣 Trading	風險對沖 Hedging	不符合採用 對沖會計法 Not qualified for hedge accounting	總計 Total
		港幣百萬元 HK\$m	港幣百萬元 HK\$m	港幣百萬元 HK\$m	港幣百萬元 HK\$m
匯率合約	Exchange rate contracts				
即期及遠期	Spot and forwards	318,738	-	-	318,738
掉期	Swaps	299,352	-	-	299,352
外匯交易期權合約	Foreign currency option contracts				
- 買入期權	- Options purchased	1,543	-	-	1,543
- 賣出期權	- Options written	2,601	-	-	2,601
		<u>622,234</u>	<u>-</u>	<u>-</u>	<u>622,234</u>
利率合約	Interest rate contracts				
期貨	Futures	7,735	-	-	7,735
掉期	Swaps	262,664	46,345	1,778	310,787
		<u>270,399</u>	<u>46,345</u>	<u>1,778</u>	<u>318,522</u>
貴金屬合約	Bullion contracts	13,201	-	-	13,201
股份權益合約	Equity contracts	145	-	-	145
其他合約	Other contracts	92	-	-	92
總計	Total	<u>906,071</u>	<u>46,345</u>	<u>1,778</u>	<u>954,194</u>

財務報表附註 (續) Notes to the Financial Statements (continued)

22. 衍生金融工具及對沖會計 (續) 22. Derivative financial instruments and hedge accounting (continued)

(a) 衍生金融工具 (續) (a) Derivative financial instruments (continued)

		本銀行 The Bank 2009			
	買賣 Trading	風險對沖 Hedging	不符合採用 對沖會計法 Not qualified for hedge accounting	總計 Total	
	港幣百萬元 HK\$m	港幣百萬元 HK\$m	港幣百萬元 HK\$m	港幣百萬元 HK\$m	
匯率合約					
即期及遠期		Spot and forwards			
掉期		Swaps			
外匯交易期權合約		Foreign currency option contracts			
- 買入期權		- Options purchased			
- 賣出期權		- Options written			
	253,353	-	-	253,353	
	266,964	-	-	266,964	
	1,387	-	-	1,387	
	1,603	-	-	1,603	
	<u>523,307</u>	<u>-</u>	<u>-</u>	<u>523,307</u>	
利率合約					
期貨		Futures			
掉期		Swaps			
利率期權合約		Interest rate option contracts			
- 賣出債券期權		- Bond options written			
	655	-	-	655	
	139,014	32,471	22,232	193,717	
	853	-	-	853	
	<u>140,522</u>	<u>32,471</u>	<u>22,232</u>	<u>195,225</u>	
貴金屬合約		Bullion contracts			
股份權益合約		Equity contracts			
其他合約		Other contracts			
總計	8,237	-	-	8,237	
	209	-	-	209	
	109	-	-	109	
	<u>672,384</u>	<u>32,471</u>	<u>22,232</u>	<u>727,087</u>	

財務報表附註 (續) Notes to the Financial Statements (continued)

22. 衍生金融工具及對沖會計 (續) 22. Derivative financial instruments and hedge accounting (continued)

(a) 衍生金融工具 (續)

下表概述各類衍生金融工具於 12 月 31 日之公平值：

(a) Derivative financial instruments (continued)

The following tables summarise the fair values of each class of derivative financial instrument as at 31 December:

		本集團 The Group							
		2010							
		公平值資產 Fair value assets				公平值負債 Fair value liabilities			
		買賣	風險對沖	不符合採用 對沖會計法 Not qualified for hedge accounting	總計	買賣	風險對沖	不符合採用 對沖會計法 Not qualified for hedge accounting	總計
		Trading	Hedging		Total	Trading	Hedging		Total
		港幣百萬元	港幣百萬元	港幣百萬元	港幣百萬元	港幣百萬元	港幣百萬元	港幣百萬元	港幣百萬元
		HK\$m	HK\$m	HK\$m	HK\$m	HK\$m	HK\$m	HK\$m	HK\$m
匯率合約	Exchange rate contracts								
即期及遠期	Spot and forwards	19,376	-	-	19,376	(14,673)	-	-	(14,673)
掉期	Swaps	891	-	-	891	(1,348)	-	-	(1,348)
外匯交易期權合約	Foreign currency option contracts								
- 買入期權	- Options purchased	11	-	-	11	-	-	-	-
- 賣出期權	- Options written	-	-	-	-	(12)	-	-	(12)
		20,278	-	-	20,278	(16,033)	-	-	(16,033)
利率合約	Interest rate contracts								
期貨	Futures	-	-	-	-	(3)	-	-	(3)
掉期	Swaps	1,592	869	1	2,462	(2,339)	(1,842)	(114)	(4,295)
		1,592	869	1	2,462	(2,342)	(1,842)	(114)	(4,298)
貴金屬合約	Bullion contracts	1,040	-	-	1,040	(899)	-	-	(899)
股份權益合約	Equity contracts	2	-	-	2	(1)	-	-	(1)
總計	Total	22,912	869	1	23,782	(19,275)	(1,842)	(114)	(21,231)

財務報表附註 (續) Notes to the Financial Statements (continued)

22. 衍生金融工具及對沖會計 (續) 22. Derivative financial instruments and hedge accounting (continued)

(a) 衍生金融工具 (續) (a) Derivative financial instruments (continued)

		本集團 The Group							
		2009							
		公平值資產 Fair value assets			公平值負債 Fair value liabilities				
		買賣 Trading	風險對沖 Hedging	不符合採用 對沖會計法 Not qualified for hedge accounting	總計 Total	買賣 Trading	風險對沖 Hedging	不符合採用 對沖會計法 Not qualified for hedge accounting	總計 Total
		港幣百萬元 HK\$m	港幣百萬元 HK\$m	港幣百萬元 HK\$m	港幣百萬元 HK\$m	港幣百萬元 HK\$m	港幣百萬元 HK\$m	港幣百萬元 HK\$m	港幣百萬元 HK\$m
匯率合約	Exchange rate contracts								
即期及遠期	Spot and forwards	13,472	-	-	13,472	(9,268)	-	-	(9,268)
掉期	Swaps	2,096	-	-	2,096	(747)	-	(1)	(748)
外匯交易期權合約	Foreign currency option contracts								
- 買入期權	- Options purchased	10	-	-	10	-	-	-	-
- 賣出期權	- Options written	-	-	-	-	(9)	-	-	(9)
		<u>15,578</u>	<u>-</u>	<u>-</u>	<u>15,578</u>	<u>(10,024)</u>	<u>-</u>	<u>(1)</u>	<u>(10,025)</u>
利率合約	Interest rate contracts								
期貨	Futures	2	-	-	2	-	-	-	-
掉期	Swaps	1,255	92	15	1,362	(2,246)	(1,203)	(92)	(3,541)
利率期權合約	Interest rate option contracts								
- 賣出債券期權	- Bond options written	-	-	-	-	(4)	-	-	(4)
		<u>1,257</u>	<u>92</u>	<u>15</u>	<u>1,364</u>	<u>(2,250)</u>	<u>(1,203)</u>	<u>(92)</u>	<u>(3,545)</u>
貴金屬合約	Bullion contracts	631	-	-	631	(374)	-	-	(374)
股份權益合約	Equity contracts	2	-	-	2	(1)	-	-	(1)
總計	Total	<u>17,468</u>	<u>92</u>	<u>15</u>	<u>17,575</u>	<u>(12,649)</u>	<u>(1,203)</u>	<u>(93)</u>	<u>(13,945)</u>

財務報表附註 (續) Notes to the Financial Statements (continued)

22. 衍生金融工具及對沖會計 (續) 22. Derivative financial instruments and hedge accounting (continued)

(a) 衍生金融工具 (續) (a) Derivative financial instruments (continued)

		本銀行 The Bank 2010							
		公平值資產 Fair value assets				公平值負債 Fair value liabilities			
		買賣 Trading	風險對沖 Hedging	不符合採用 對沖會計法 Not qualified for hedge accounting	總計 Total	買賣 Trading	風險對沖 Hedging	不符合採用 對沖會計法 Not qualified for hedge accounting	總計 Total
		港幣百萬元 HK\$m	港幣百萬元 HK\$m	港幣百萬元 HK\$m	港幣百萬元 HK\$m	港幣百萬元 HK\$m	港幣百萬元 HK\$m	港幣百萬元 HK\$m	港幣百萬元 HK\$m
匯率合約	Exchange rate contracts								
即期及遠期	Spot and forwards	18,264	-	-	18,264	(14,064)	-	-	(14,064)
掉期	Swaps	824	-	-	824	(1,304)	-	-	(1,304)
外匯交易期權合約	Foreign currency option contracts								
- 買入期權	- Options purchased	11	-	-	11	-	-	-	-
- 賣出期權	- Options written	-	-	-	-	(12)	-	-	(12)
		<u>19,099</u>	<u>-</u>	<u>-</u>	<u>19,099</u>	<u>(15,380)</u>	<u>-</u>	<u>-</u>	<u>(15,380)</u>
利率合約	Interest rate contracts								
期貨	Futures	-	-	-	-	(3)	-	-	(3)
掉期	Swaps	1,609	869	3	2,481	(2,255)	(1,842)	(3)	(4,100)
		<u>1,609</u>	<u>869</u>	<u>3</u>	<u>2,481</u>	<u>(2,258)</u>	<u>(1,842)</u>	<u>(3)</u>	<u>(4,103)</u>
貴金屬合約	Bullion contracts	987	-	-	987	(891)	-	-	(891)
股份權益合約	Equity contracts	2	-	-	2	(1)	-	-	(1)
總計	Total	<u>21,697</u>	<u>869</u>	<u>3</u>	<u>22,569</u>	<u>(18,530)</u>	<u>(1,842)</u>	<u>(3)</u>	<u>(20,375)</u>

財務報表附註 (續) Notes to the Financial Statements (continued)

22. 衍生金融工具及對沖會計 (續) 22. Derivative financial instruments and hedge accounting (continued)

(a) 衍生金融工具 (續) (a) Derivative financial instruments (continued)

		本銀行 The Bank 2009							
		公平值資產 Fair value assets				公平值負債 Fair value liabilities			
		買賣 Trading	風險對沖 Hedging	不符合採用 對沖會計法 Not qualified for hedge accounting	總計 Total	買賣 Trading	風險對沖 Hedging	不符合採用 對沖會計法 Not qualified for hedge accounting	總計 Total
		港幣百萬元 HK\$m	港幣百萬元 HK\$m	港幣百萬元 HK\$m	港幣百萬元 HK\$m	港幣百萬元 HK\$m	港幣百萬元 HK\$m	港幣百萬元 HK\$m	港幣百萬元 HK\$m
匯率合約	Exchange rate contracts								
即期及遠期	Spot and forwards	12,654	-	-	12,654	(8,849)	-	-	(8,849)
掉期	Swaps	2,021	-	-	2,021	(736)	-	-	(736)
外匯交易期權合約	Foreign currency option contracts								
- 買入期權	- Options purchased	10	-	-	10	-	-	-	-
- 賣出期權	- Options written	-	-	-	-	(9)	-	-	(9)
		<u>14,685</u>	<u>-</u>	<u>-</u>	<u>14,685</u>	<u>(9,594)</u>	<u>-</u>	<u>-</u>	<u>(9,594)</u>
利率合約	Interest rate contracts								
期貨	Futures	2	-	-	2	-	-	-	-
掉期	Swaps	1,261	92	14	1,367	(2,149)	(1,203)	(7)	(3,359)
利率期權合約	Interest rate option contracts								
- 賣出債券期權	- Bond options written	-	-	-	-	(4)	-	-	(4)
		<u>1,263</u>	<u>92</u>	<u>14</u>	<u>1,369</u>	<u>(2,153)</u>	<u>(1,203)</u>	<u>(7)</u>	<u>(3,363)</u>
貴金屬合約	Bullion contracts	<u>629</u>	<u>-</u>	<u>-</u>	<u>629</u>	<u>(373)</u>	<u>-</u>	<u>-</u>	<u>(373)</u>
股份權益合約	Equity contracts	<u>2</u>	<u>-</u>	<u>-</u>	<u>2</u>	<u>(1)</u>	<u>-</u>	<u>-</u>	<u>(1)</u>
總計	Total	<u>16,579</u>	<u>92</u>	<u>14</u>	<u>16,685</u>	<u>(12,121)</u>	<u>(1,203)</u>	<u>(7)</u>	<u>(13,331)</u>

財務報表附註 (續) Notes to the Financial Statements (continued)

22. 衍生金融工具及對沖會計 (續) 22. Derivative financial instruments and hedge accounting (continued)

(a) 衍生金融工具 (續)

上述衍生金融工具之
信貸風險加權數額
如下：

(a) Derivative financial instruments (continued)

The credit risk weighted amounts of the above derivative financial instruments are as follows:

		本集團 The Group	
		2010	2009
		港幣百萬元 HK\$m	港幣百萬元 HK\$m
匯率合約	Exchange rate contracts		
遠期	Forwards	1,948	580
掉期	Swaps	1,334	1,728
外匯交易期權合約	Foreign currency option contracts		
- 買入期權	- Options purchased	-	1
利率合約	Interest rate contracts		
掉期	Swaps	1,165	737
貴金屬合約	Bullion contracts	2	1
		4,449	3,047

		本銀行 The Bank	
		2010	2009
		港幣百萬元 HK\$m	港幣百萬元 HK\$m
匯率合約	Exchange rate contracts		
遠期	Forwards	1,608	573
掉期	Swaps	1,287	1,708
外匯交易期權合約	Foreign currency option contracts		
- 買入期權	- Options purchased	1	1
利率合約	Interest rate contracts		
掉期	Swaps	1,172	731
貴金屬合約	Bullion contracts	2	1
		4,070	3,014

財務報表附註 (續) Notes to the Financial Statements (continued)

22. 衍生金融工具及對沖會計 (續) 22. Derivative financial instruments and hedge accounting (continued)

(a) 衍生金融工具 (續)

信貸風險加權數額是根據《銀行業(資本)規則》計算。該數額與交易對手之情況及各類合約之期限特徵有關。

衍生金融工具之公平值或信貸風險加權數額並沒有受雙邊淨額結算安排所影響。

(b) 對沖會計

界定為對沖工具之衍生金融工具於 12 月 31 日的公平值如下：

(a) Derivative financial instruments (continued)

The credit risk weighted amounts are calculated in accordance with the Banking (Capital) Rules. The amounts are dependent upon the status of the counterparty and the maturity characteristics of each type of contract.

There is no effect of valid bilateral netting agreement on the fair values or the credit risk weighted amounts of the derivative financial instruments.

(b) Hedge accounting

The fair values of derivative financial instruments designated as hedging instruments as at 31 December are as follows:

公平值對沖

Fair value hedges

本集團及本銀行 The Group and the Bank			
2010		2009	
資產 Assets	負債 Liabilities	資產 Assets	負債 Liabilities
港幣百萬元 HK\$m	港幣百萬元 HK\$m	港幣百萬元 HK\$m	港幣百萬元 HK\$m
869	(1,842)	92	(1,203)

財務報表附註 (續) Notes to the Financial Statements (continued)

22. 衍生金融工具及對沖會計 (續) 22. Derivative financial instruments and hedge accounting (continued)

(b) 對沖會計 (續)

(b) Hedge accounting (continued)

(i) 公平值對沖

本集團利用利率掉期合約對沖由市場利率引致的金融資產及負債公平值變動。

公平值對沖於年內反映於淨交易性收益中之收益或虧損如下：

(i) Fair value hedges

The Group uses interest rate swaps to hedge against change in fair value of financial assets and liabilities arising from movements in market interest rates.

Gains or losses on fair value hedges reflected in net trading gain for the year are as follows:

本集團及本銀行 The Group and the Bank			
2010		2009	
被對沖資產 Hedged Assets	被對沖負債 Hedged Liabilities	被對沖資產 Hedged Assets	被對沖負債 Hedged Liabilities
港幣百萬元 HK\$m	港幣百萬元 HK\$m	港幣百萬元 HK\$m	港幣百萬元 HK\$m
淨(虧損)/收益	Net (loss)/gain on		
- 對沖工具	- hedging instruments	707	-
- 被對沖項目	- hedged items	(699)	-
		(30)	(47)
		8	-

(ii) 海外運作淨投資對沖

於2010年12月31日，本集團以部分人民幣計值的客戶存款合共港幣25.25億元(2009年：無)界定為對沖海外運作淨投資之對沖工具。2009年沒有採用淨投資對沖。

於年內並沒有無效部分之收益及虧損於收益表內確認(2009年：無)。

(ii) Hedges of net investments in foreign operations

As at 31 December 2010, a proportion of the Group's RMB-denominated deposits from customers of HK\$2,525 million (2009: Nil) are designated as a hedging instrument to hedge against the net investments in foreign operations. No net investment hedge was applied in 2009.

There are no gains or losses on ineffective portion recognised in the income statement during the year (2009: Nil).

財務報表附註（續） Notes to the Financial Statements (continued)

23. 貸款及其他賬項 23. Advances and other accounts

		本集團 The Group		本銀行 The Bank	
		2010 港幣百萬元 HK\$m	2009 港幣百萬元 HK\$m	2010 港幣百萬元 HK\$m	2009 港幣百萬元 HK\$m
個人貸款	Personal loans and advances	186,967	161,404	150,218	130,480
公司貸款	Corporate loans and advances	426,219	353,533	320,970	268,897
客戶貸款	Advances to customers	613,186	514,937	471,188	399,377
貸款減值準備	Loan impairment allowances				
- 按個別評估	- Individually assessed	(326)	(671)	(218)	(501)
- 按組合評估	- Collectively assessed	(1,985)	(1,598)	(1,317)	(1,027)
		610,875	512,668	469,653	397,849
貿易票據	Trade bills	31,605	9,100	22,690	8,260
銀行及其他金融機構貸款	Advances to banks and other financial institutions	2,911	5,332	2,052	4,480
總計	Total	645,391	527,100	494,395	410,589

於 2010 年 12 月 31 日，本集團及本銀行之客戶貸款包括總貸款應計利息分別為港幣 8.86 億元（2009 年：港幣 6.19 億元）及港幣 5.63 億元（2009 年：港幣 4.58 億元）。

As at 31 December 2010, advances to customers of the Group and the Bank included accrued interest on gross advances of HK\$886 million (2009: HK\$619 million) and HK\$563 million (2009: HK\$458 million) respectively.

於 2010 年 12 月 31 日及 2009 年 12 月 31 日，對貿易票據和銀行及其他金融機構之貸款並無作出任何貸款減值準備。

As at 31 December 2010 and 2009, no impairment allowance was made in respect of trade bills and advances to banks and other financial institutions.

財務報表附註（續） **Notes to the Financial Statements (continued)**

24. 貸款減值準備

24. Loan impairment allowances

		本集團 The Group		
		2010		
		按個別評估 Individual assessment		
		個人 Personal	公司 Corporate	總計 Total
		港幣百萬元 HK\$m	港幣百萬元 HK\$m	港幣百萬元 HK\$m
於 2010 年 1 月 1 日	At 1 January 2010	40	631	671
於收益表撥回（附註 10）	Credited to income statement (Note 10)	(21)	(544)	(565)
年內撇銷之未收回貸款	Loans written off during the year as uncollectible	(14)	(179)	(193)
收回已撇銷賬項	Recoveries	18	398	416
折現減值準備回撥	Unwind of discount on impairment allowances	-	(6)	(6)
匯兌差額	Exchange difference	-	3	3
於 2010 年 12 月 31 日	At 31 December 2010	23	303	326
		本集團 The Group		
		2010		
		按組合評估 Collective assessment		
		個人 Personal	公司 Corporate	總計 Total
		港幣百萬元 HK\$m	港幣百萬元 HK\$m	港幣百萬元 HK\$m
於 2010 年 1 月 1 日	At 1 January 2010	170	1,428	1,598
於收益表撥備（附註 10）	Charged to income statement (Note 10)	130	365	495
年內撇銷之未收回貸款	Loans written off during the year as uncollectible	(147)	(1)	(148)
收回已撇銷賬項	Recoveries	33	-	33
匯兌差額	Exchange difference	-	7	7
於 2010 年 12 月 31 日	At 31 December 2010	186	1,799	1,985

財務報表附註 (續) Notes to the Financial Statements (continued)

24. 貸款減值準備 (續) 24. Loan impairment allowances (continued)

		本集團 The Group		
		2009		
		按個別評估 Individual assessment		
		個人 Personal	公司 Corporate	總計 Total
		港幣百萬元 HK\$m	港幣百萬元 HK\$m	港幣百萬元 HK\$m
於 2009 年 1 月 1 日	At 1 January 2009	71	729	800
於收益表撥回 (附註 10)	Credited to income statement (Note 10)	(48)	(157)	(205)
年內撇銷之未收回貸款	Loans written off during the year as uncollectible	(10)	(343)	(353)
收回已撇銷賬項	Recoveries	28	418	446
折現減值準備回撥	Unwind of discount on impairment allowances	(1)	(16)	(17)
於 2009 年 12 月 31 日	At 31 December 2009	40	631	671
		本集團 The Group		
		2009		
		按組合評估 Collective assessment		
		個人 Personal	公司 Corporate	總計 Total
		港幣百萬元 HK\$m	港幣百萬元 HK\$m	港幣百萬元 HK\$m
於 2009 年 1 月 1 日	At 1 January 2009	179	1,322	1,501
於收益表撥備 (附註 10)	Charged to income statement (Note 10)	198	110	308
年內撇銷之未收回貸款	Loans written off during the year as uncollectible	(242)	(4)	(246)
收回已撇銷賬項	Recoveries	35	-	35
於 2009 年 12 月 31 日	At 31 December 2009	170	1,428	1,598

財務報表附註（續） Notes to the Financial Statements (continued)

24. 貸款減值準備（續） 24. Loan impairment allowances (continued)

		本銀行 The Bank		
		2010		
		按個別評估 Individual assessment		
		個人 Personal	公司 Corporate	總計 Total
		港幣百萬元 HK\$m	港幣百萬元 HK\$m	港幣百萬元 HK\$m
於 2010 年 1 月 1 日	At 1 January 2010	37	464	501
於收益表撥回	Credited to income statement	(18)	(484)	(502)
年內撇銷之未收回貸款	Loans written off during the year as uncollectible	(14)	(137)	(151)
收回已撇銷賬項	Recoveries	15	359	374
折現減值準備回撥	Unwind of discount on impairment allowances	-	(5)	(5)
匯兌差額	Exchange difference	-	1	1
於 2010 年 12 月 31 日	At 31 December 2010	<u>20</u>	<u>198</u>	<u>218</u>

		本銀行 The Bank		
		2010		
		按組合評估 Collective assessment		
		個人 Personal	公司 Corporate	總計 Total
		港幣百萬元 HK\$m	港幣百萬元 HK\$m	港幣百萬元 HK\$m
於 2010 年 1 月 1 日	At 1 January 2010	77	950	1,027
於收益表撥備	Charged to income statement	14	276	290
於 2010 年 12 月 31 日	At 31 December 2010	<u>91</u>	<u>1,226</u>	<u>1,317</u>

財務報表附註（續） **Notes to the Financial Statements (continued)**

24. 貸款減值準備（續） 24. Loan impairment allowances (continued)

		本銀行 The Bank		
		2009		
		按個別評估 Individual assessment		
		個人 Personal	公司 Corporate	總計 Total
		港幣百萬元 HK\$m	港幣百萬元 HK\$m	港幣百萬元 HK\$m
於 2009 年 1 月 1 日	At 1 January 2009	69	462	531
於收益表撥回	Credited to income statement	(39)	(53)	(92)
年內撇銷之未收回貸款	Loans written off during the year as uncollectible	(10)	(204)	(214)
收回已撇銷賬項	Recoveries	18	302	320
折現減值準備回撥	Unwind of discount on impairment allowances	(1)	(14)	(15)
出售分行	Disposal of branches	-	(29)	(29)
於 2009 年 12 月 31 日	At 31 December 2009	<u>37</u>	<u>464</u>	<u>501</u>
		本銀行 The Bank		
		2009		
		按組合評估 Collective assessment		
		個人 Personal	公司 Corporate	總計 Total
		港幣百萬元 HK\$m	港幣百萬元 HK\$m	港幣百萬元 HK\$m
於 2009 年 1 月 1 日	At 1 January 2009	86	927	1,013
於收益表（撥回）／撥備	(Credited)/charged to income statement	(9)	68	59
出售分行	Disposal of branches	-	(45)	(45)
於 2009 年 12 月 31 日	At 31 December 2009	<u>77</u>	<u>950</u>	<u>1,027</u>

財務報表附註（續） Notes to the Financial Statements (continued)

25. 證券投資

25. Investment in securities

	本集團 The Group		本銀行 The Bank	
	2010 港幣百萬元 HK\$m	2009 港幣百萬元 HK\$m	2010 港幣百萬元 HK\$m	2009 港幣百萬元 HK\$m
(a) 可供出售證券	(a) Available-for-sale securities			
債務證券，按公平值 入賬	Debt securities, at fair value			
- 於香港上市		- Listed in Hong Kong	10,176	8,439
- 於海外上市		- Listed outside Hong Kong	109,255	84,294
	119,431	92,733	111,807	87,596
- 非上市		- Unlisted	157,556	128,880
	276,987	221,613	251,148	204,135
股份證券，按公平值 入賬	Equity securities, at fair value			
- 非上市		- Unlisted	556	627
	277,543	222,240	251,261	204,236
(b) 持有至到期日證券	(b) Held-to-maturity securities			
上市，按攤銷成本入賬	Listed, at amortised cost			
- 於香港上市		- in Hong Kong	1,121	1,693
- 於海外上市		- outside Hong Kong	15,226	18,581
	16,347	20,274	14,837	17,552
非上市，按攤銷成本 入賬		Unlisted, at amortised cost	34,718	46,401
	51,065	66,675	46,705	52,933
減值準備		Impairment allowances	(49)	(112)
	51,016	66,563	46,659	52,821
(c) 貸款及應收款	(c) Loans and receivables			
非上市，按攤銷成本 入賬		Unlisted, at amortised cost	15,356	12,703
總計	Total		343,915	301,506
持有至到期日之上市證券 市值		Market value of listed held-to-maturity securities	16,249	20,051
			14,739	17,318

財務報表附註 (續) Notes to the Financial Statements (continued)

25. 證券投資 (續)

證券投資按發行機構之分類如下：

25. Investment in securities (continued)

Investment in securities is analysed by type of issuer as follows:

		本集團 The Group 2010			
		可供出售證券 Available- for-sale securities	持有至 到期日證券 Held-to- maturity securities	貸款及應收款 Loans and receivables	總計 Total
		港幣百萬元 HK\$m	港幣百萬元 HK\$m	港幣百萬元 HK\$m	港幣百萬元 HK\$m
主權政府	Sovereigns	73,220	8,727	-	81,947
公共機構*	Public sector entities*	32,922	7,200	-	40,122
銀行及其他金融機構	Banks and other financial institutions	158,194	30,676	15,356	204,226
公司企業	Corporate entities	13,207	4,413	-	17,620
		277,543	51,016	15,356	343,915

		本集團 The Group 2009			
		可供出售證券 Available- for-sale securities	持有至 到期日證券 Held-to- maturity securities	貸款及應收款 Loans and receivables	總計 Total
		港幣百萬元 HK\$m	港幣百萬元 HK\$m	港幣百萬元 HK\$m	港幣百萬元 HK\$m
主權政府	Sovereigns	57,481	1,549	-	59,030
公共機構*	Public sector entities*	27,902	4,293	-	32,195
銀行及其他金融機構	Banks and other financial institutions	124,178	53,913	12,703	190,794
公司企業	Corporate entities	12,679	6,808	-	19,487
		222,240	66,563	12,703	301,506

* 包括在可供出售證券港幣 159.73 億元 (2009 年：港幣 31.50 億元) 及持有至到期日證券港幣 2.81 億元 (2009 年：港幣 12.73 億元) 在《銀行業 (資本) 規則》內認可為公共機構。

* Included available-for-sale securities of HK\$15,973 million (2009: HK\$3,150 million) and held-to-maturity securities of HK\$281 million (2009: HK\$1,273 million) which are eligible as public sector entities under the Banking (Capital) Rules.

財務報表附註 (續) Notes to the Financial Statements (continued)

25. 證券投資 (續) 25. Investment in securities (continued)

		本銀行 The Bank 2010			
		可供出售證券 Available- for-sale securities	持有至 到期日證券 Held-to- maturity securities	貸款及應收款 Loans and receivables	總計 Total
		港幣百萬元 HK\$m	港幣百萬元 HK\$m	港幣百萬元 HK\$m	港幣百萬元 HK\$m
主權政府	Sovereigns	66,143	8,227	-	74,370
公共機構**	Public sector entities**	32,922	7,200	-	40,122
銀行及其他金融機構	Banks and other financial institutions	141,574	27,979	14,301	183,854
公司企業	Corporate entities	10,622	3,253	-	13,875
		251,261	46,659	14,301	312,221

		本銀行 The Bank 2009			
		可供出售證券 Available- for-sale securities	持有至 到期日證券 Held-to- maturity securities	貸款及應收款 Loans and receivables	總計 Total
		港幣百萬元 HK\$m	港幣百萬元 HK\$m	港幣百萬元 HK\$m	港幣百萬元 HK\$m
主權政府	Sovereigns	53,308	508	-	53,816
公共機構**	Public sector entities**	27,902	4,181	-	32,083
銀行及其他金融機構	Banks and other financial institutions	112,992	42,758	12,319	168,069
公司企業	Corporate entities	10,034	5,374	-	15,408
		204,236	52,821	12,319	269,376

** 包括在可供出售證券港幣 159.73 億元 (2009 年: 港幣 31.50 億元) 及持有至到期日證券港幣 2.81 億元 (2009 年: 港幣 11.61 億元) 在《銀行業(資本)規則》內認可為公共機構。

** Included available-for-sale securities of HK\$15,973 million (2009: HK\$3,150 million) and held-to-maturity securities of HK\$281 million (2009: HK\$1,161 million) which are eligible as public sector entities under the Banking (Capital) Rules.

財務報表附註 (續) Notes to the Financial Statements (continued)

25. 證券投資 (續) 25. Investment in securities (continued)

證券投資之變動概述如下：

The movements in investment in securities are summarised as follows:

		本集團 The Group		
		2010		
		可供出售證券 Available- for-sale securities	持有至 到期日證券 Held-to- maturity securities	貸款及應收款 Loans and receivables
		港幣百萬元 HK\$m	港幣百萬元 HK\$m	港幣百萬元 HK\$m
於 2010 年 1 月 1 日	At 1 January 2010	222,240	66,563	12,703
增加	Additions	343,157	35,451	16,530
處置、贖回及到期	Disposals, redemptions and maturity	(293,498)	(51,623)	(14,025)
攤銷	Amortisation	19	(47)	134
公平值變化	Change in fair value	2,117	-	-
減值準備淨撥回 (附註 10)	Net reversal of impairment allowances (Note 10)	-	46	-
匯兌差額	Exchange difference	3,508	626	14
於 2010 年 12 月 31 日	At 31 December 2010	277,543	51,016	15,356
		本集團 The Group		
		2009		
		可供出售證券 Available- for-sale securities	持有至 到期日證券 Held-to- maturity securities	貸款及應收款 Loans and receivables
		港幣百萬元 HK\$m	港幣百萬元 HK\$m	港幣百萬元 HK\$m
於 2009 年 1 月 1 日	At 1 January 2009	171,365	105,393	12,595
增加	Additions	298,613	17,073	37,609
處置、贖回及到期	Disposals, redemptions and maturity	(256,956)	(57,238)	(37,909)
攤銷	Amortisation	503	(606)	239
公平值變化	Change in fair value	5,433	-	-
減值準備淨撥回 (附註 10)	Net reversal of impairment allowances (Note 10)	-	690	-
匯兌差額	Exchange difference	3,282	1,251	169
於 2009 年 12 月 31 日	At 31 December 2009	222,240	66,563	12,703

財務報表附註（續） **Notes to the Financial Statements (continued)**

25. 證券投資（續） 25. Investment in securities (continued)

		本銀行 The Bank		
		2010		
		可供出售證券 Available- for-sale securities	持有至 到期日證券 Held-to- maturity securities	貸款及應收款 Loans and receivables
		港幣百萬元 HK\$m	港幣百萬元 HK\$m	港幣百萬元 HK\$m
於 2010 年 1 月 1 日	At 1 January 2010	204,236	52,821	12,319
增加	Additions	197,038	25,054	15,179
處置、贖回及到期	Disposals, redemptions and maturity	(155,183)	(32,005)	(13,334)
攤銷	Amortisation	(87)	(12)	119
公平值變化	Change in fair value	2,010	-	-
減值準備淨撥回	Net reversal of impairment allowances	-	49	-
匯兌差額	Exchange difference	3,247	752	18
於 2010 年 12 月 31 日	At 31 December 2010	251,261	46,659	14,301

		本銀行 The Bank		
		2009		
		可供出售證券 Available- for-sale securities	持有至 到期日證券 Held-to- maturity securities	貸款及應收款 Loans and receivables
		港幣百萬元 HK\$m	港幣百萬元 HK\$m	港幣百萬元 HK\$m
於 2009 年 1 月 1 日	At 1 January 2009	166,692	89,817	8,444
增加	Additions	241,915	2,227	32,179
處置、贖回及到期	Disposals, redemptions and maturity	(213,022)	(40,166)	(28,529)
攤銷	Amortisation	428	(520)	180
公平值變化	Change in fair value	5,058	-	-
減值準備淨撥回	Net reversal of impairment allowances	-	690	-
匯兌差額	Exchange difference	3,165	773	45
於 2009 年 12 月 31 日	At 31 December 2009	204,236	52,821	12,319

財務報表附註（續） Notes to the Financial Statements (continued)

25. 證券投資（續） 25. Investment in securities (continued)

可供出售及持有至到期日
證券分類如下：

Available-for-sale and held-to-maturity securities are analysed as follows:

		本集團 The Group			
		可供出售證券 Available-for-sale securities		持有至到期日證券 Held-to-maturity securities	
		2010	2009	2010	2009
		港幣百萬元 HK\$m	港幣百萬元 HK\$m	港幣百萬元 HK\$m	港幣百萬元 HK\$m
庫券	Treasury bills	23,847	22,955	5,037	1,041
持有之存款證	Certificates of deposit held	22,701	18,234	3,796	9,021
其他	Others	230,995	181,051	42,183	56,501
		277,543	222,240	51,016	66,563

		本銀行 The Bank			
		可供出售證券 Available-for-sale securities		持有至到期日證券 Held-to-maturity securities	
		2010	2009	2010	2009
		港幣百萬元 HK\$m	港幣百萬元 HK\$m	港幣百萬元 HK\$m	港幣百萬元 HK\$m
庫券	Treasury bills	17,031	18,920	4,537	-
持有之存款證	Certificates of deposit held	19,603	16,101	3,616	6,098
其他	Others	214,627	169,215	38,506	46,723
		251,261	204,236	46,659	52,821

財務報表附註 (續) Notes to the Financial Statements (continued)

25. 證券投資 (續) 25. Investment in securities (continued)

持有至到期日證券之減值
準備變動概述如下：

The movements in impairment allowances on held-to-maturity securities are summarised as follows:

		本集團 The Group	
		2010	2009
		港幣百萬元 HK\$m	港幣百萬元 HK\$m
於 1 月 1 日	At 1 January	112	4,440
於收益表撥回 (附註 10)	Credited to income statement (Note 10)	(46)	(690)
處置	Disposals	(17)	(3,638)
於 12 月 31 日	At 31 December	<u>49</u>	<u>112</u>

		本銀行 The Bank	
		2010	2009
		港幣百萬元 HK\$m	港幣百萬元 HK\$m
於 1 月 1 日	At 1 January	112	4,440
於收益表撥回	Credited to income statement	(49)	(690)
處置	Disposals	(17)	(3,638)
於 12 月 31 日	At 31 December	<u>46</u>	<u>112</u>

財務報表附註 (續) Notes to the Financial Statements (continued)

26. 附屬公司權益

26. Interests in subsidiaries

		本銀行 The Bank	
		2010	2009
		港幣百萬元 HK\$m	港幣百萬元 HK\$m
非上市股份，按成本值入賬	Unlisted shares, at cost	14,702	14,711
應收附屬公司款項	Amounts due from subsidiaries	216	220
		14,918	14,931

於 2010 年 12 月 31 日之主要附屬公司呈列如下：

The following is a list of principal subsidiaries as at 31 December 2010:

名稱 Name	註冊及營業地點 Place of incorporation and operation	已發行股本 Particulars of issued share capital	持有權益 Interest held	主要業務 Principal activities
南洋商業銀行有限公司 Nanyang Commercial Bank, Limited	香港 Hong Kong	7,000,000 普通股每股面值港幣 100 元 7,000,000 ordinary shares of HK\$100 each	100%	銀行業務 Banking business
集友銀行有限公司 Chiyu Banking Corporation Limited	香港 Hong Kong	3,000,000 普通股每股面值港幣 100 元 3,000,000 ordinary shares of HK\$100 each	70.49%	銀行業務 Banking business
中銀信用卡(國際)有限公司 BOC Credit Card (International) Limited	香港 Hong Kong	4,800,000 普通股每股面值港幣 100 元 4,800,000 ordinary shares of HK\$100 each	100%	信用卡服務 Credit card services
寶生期貨有限公司 Po Sang Futures Limited	香港 Hong Kong	250,000 普通股每股面值港幣 100 元 250,000 ordinary shares of HK\$100 each	*100%	商品經紀 Commodities brokerage
南洋商業銀行(中國)有限公司 Nanyang Commercial Bank (China), Limited	中國 PRC	註冊資本 4,100,000,000 人民幣 Registered capital RMB4,100,000,000	*100%	銀行業務 Banking business

* 本銀行間接持有股份

* Shares held indirectly by the Bank

財務報表附註 (續) Notes to the Financial Statements (continued)

27. 聯營公司權益

27. Interests in associates

		本集團 The Group	
		2010	2009
		港幣百萬元 HK\$m	港幣百萬元 HK\$m
於 1 月 1 日	At 1 January	217	88
投資成本增加	Investment cost addition	-	129
應佔盈利	Share of result	-	10
應佔稅項	Share of tax	(2)	(3)
已收股息	Dividend received	(3)	(4)
出售聯營公司	Disposal of an associate	-	(3)
於 12 月 31 日	At 31 December	212	217

於 2010 年 12 月 31 日，本銀行持有港幣 8 百萬元（2009 年：港幣 8 百萬元）非上市聯營公司之股票，並無作出任何減值撥備（2009 年：無）。

As at 31 December 2010, the Bank held HK\$8 million (2009: HK\$8 million) of unlisted shares in its associate with no provision for impairment in value (2009: Nil).

財務報表附註（續） Notes to the Financial Statements (continued)

27. 聯營公司權益（續） 27. Interests in associates (continued)

本集團之聯營公司均為非上市公司，呈列如下：

The Group's interests in its associates, all of which are unlisted, are as follows:

名稱 Name	銀聯通寶有限公司 Joint Electronic Teller Services Limited	中銀金融商務有限公司 BOC Services Company Limited	中銀通支付商務有限公司 BOC Expresspay Company Limited			
註冊地點 Place of incorporation	香港 Hong Kong	中國 PRC	中國 PRC			
已發行股本／註冊資本 Particulars of issued share capital/registered capital	100,238 普通股 每股面值 港幣 100 元 100,238 ordinary shares of HK\$100 each	註冊資本 人民幣 50,000,000 元 Registered capital RMB50,000,000	註冊資本 人民幣 450,000,000 元 Registered capital RMB450,000,000			
主要業務 Principal activities	自動櫃員機服務及 銀行私人訊息轉換網絡 Operation of a private inter-bank message switching network in respect of ATM services	信用卡後台服務支援 Credit card back-end service support	小額支付交易 Prepay debit card services			
	2010 港幣千元 HK\$'000	2009 港幣千元 HK\$'000	2010 港幣千元 HK\$'000	2009 港幣千元 HK\$'000	2010 港幣千元 HK\$'000	2009 港幣千元 HK\$'000
資產 Assets	362,078	418,652	318,851	162,324	1,569,615	514,906
負債 Liabilities	77,299	131,861	234,424	90,559	1,073,916	4,967
收入 Revenues	66,044	70,243	562,586	270,602	4,959	-
除稅後溢利／（虧損） Profit/(loss) after taxation	28,823	31,864	9,285	8,757	(33,788)	(317)
	2010	2009	2010	2009	2010	2009
持有權益 Interest held	19.96%	19.96%	45.00%	45.00%	25.33%	25.33%

財務報表附註（續） Notes to the Financial Statements (continued)

28. 投資物業

28. Investment properties

		本集團		本銀行	
		The Group		The Bank	
		2010	2009	2010	2009
		港幣百萬元	港幣百萬元	港幣百萬元	港幣百萬元
		HK\$'m	HK\$'m	HK\$'m	HK\$'m
於 1 月 1 日	At 1 January	9,364	7,727	8,685	7,279
增置	Additions	2	-	-	-
出售	Disposals	(171)	(77)	(5)	(47)
公平值收益（附註 12）	Fair value gains (Note 12)	1,511	1,554	1,396	1,485
重新分類（轉至）／轉自 物業、廠房及設備（附 註 29）	Reclassification (to)/from properties, plant and equipment (Note 29)	(365)	160	(395)	26
出售分行	Disposal of branches	-	-	-	(58)
匯兌差額	Exchange difference	1	-	-	-
於 12 月 31 日	At 31 December	10,342	9,364	9,681	8,685

於 2010 年 12 月 31 日，列於資產負債表內之投資物業，乃依據獨立特許測量師第一太平戴維斯估值及專業顧問有限公司於 2010 年 12 月 31 日以公平值為基準所進行之專業估值。公平價值指在進行適當之推銷後，自願買方與自願賣方於估值日按公平原則並在知情、審慎及非強迫之情況下買賣資產之估計金額。

As at 31 December 2010, investment properties are included in the balance sheets at valuation carried out at 31 December 2010 on the basis of their fair value by an independent firm of chartered surveyors, Savills Valuation and Professional Services Limited. The fair value represents the estimated amount at which the asset should exchange on the date of valuation between a willing buyer and a willing seller in an arm's length transaction after proper marketing wherein the parties had each acted knowledgeably, prudently and without compulsion.

財務報表附註（續） Notes to the Financial Statements (continued)

28. 投資物業（續） 28. Investment properties (continued)

投資物業之賬面值按租約
剩餘期限分析如下：

The carrying value of investment properties is analysed based on the remaining terms of the leases as follows:

	本集團 The Group		本銀行 The Bank	
	2010 港幣百萬元 HK\$m	2009 港幣百萬元 HK\$m	2010 港幣百萬元 HK\$m	2009 港幣百萬元 HK\$m
在香港持有	Held in Hong Kong			
長期租約（超過 50 年）	1,738	1,474	1,280	998
中期租約（10 年至 50 年）	8,398	7,683	8,255	7,557
短期租約（少於 10 年）	-	23	-	-
在海外持有	Held outside Hong Kong			
長期租約（超過 50 年）	6	1	-	-
中期租約（10 年至 50 年）	200	183	146	130
	10,342	9,364	9,681	8,685

財務報表附註 (續)

Notes to the Financial Statements (continued)

29. 物業、廠房及設備

29. Properties, plant and equipment

		本集團 The Group		
		設備、固定設施 及裝備 Equipment, fixtures and fittings		總計 Total
		房產 Premises		
		港幣百萬元 HK\$m	港幣百萬元 HK\$m	港幣百萬元 HK\$m
於 2010 年 1 月 1 日之 賬面淨值	Net book value at 1 January 2010	23,701	2,570	26,271
增置	Additions	92	589	681
出售	Disposals	(106)	(10)	(116)
重估	Revaluation	4,946	-	4,946
年度折舊 (附註 11)	Depreciation for the year (Note 11)	(484)	(643)	(1,127)
重新分類轉自 / (轉至) 投資物業 (附註 28)	Reclassification from/(to) investment properties (Note 28)	378	(13)	365
轉撥	Transfer	47	(47)	-
匯兌差額	Exchange difference	7	5	12
於 2010 年 12 月 31 日之 賬面淨值	Net book value at 31 December 2010	28,581	2,451	31,032
於 2010 年 12 月 31 日 成本或估值	At 31 December 2010 Cost or valuation	28,581	6,815	35,396
累計折舊及準備	Accumulated depreciation and impairment	-	(4,364)	(4,364)
於 2010 年 12 月 31 日之 賬面淨值	Net book value at 31 December 2010	28,581	2,451	31,032
於 2009 年 1 月 1 日之 賬面淨值	Net book value at 1 January 2009	20,105	2,683	22,788
增置	Additions	1	563	564
出售	Disposals	(140)	(12)	(152)
重估	Revaluation	4,247	-	4,247
年度折舊 (附註 11)	Depreciation for the year (Note 11)	(386)	(630)	(1,016)
重新分類轉至投資物業 (附註 28)	Reclassification to investment properties (Note 28)	(157)	(3)	(160)
轉撥	Transfer	31	(31)	-
於 2009 年 12 月 31 日之 賬面淨值	Net book value at 31 December 2009	23,701	2,570	26,271
於 2009 年 12 月 31 日 成本或估值	At 31 December 2009 Cost or valuation	23,701	6,491	30,192
累計折舊及準備	Accumulated depreciation and impairment	-	(3,921)	(3,921)
於 2009 年 12 月 31 日之 賬面淨值	Net book value at 31 December 2009	23,701	2,570	26,271

財務報表附註 (續)

Notes to the Financial Statements (continued)

29. 物業、廠房及設備
(續)

29. Properties, plant and equipment (continued)

上述資產之成本值或估值
分析如下：

The analysis of cost or valuation of the above assets is as follows:

		本集團 The Group		
		房產 Premises	設備、固定設施 及裝備 Equipment, fixtures and fittings	總計 Total
		港幣百萬元 HK\$m	港幣百萬元 HK\$m	港幣百萬元 HK\$m
於 2010 年 12 月 31 日	At 31 December 2010			
按成本值	At cost	-	6,815	6,815
按估值	At valuation	28,581	-	28,581
		28,581	6,815	35,396
於 2009 年 12 月 31 日	At 31 December 2009			
按成本值	At cost	-	6,491	6,491
按估值	At valuation	23,701	-	23,701
		23,701	6,491	30,192

財務報表附註 (續) Notes to the Financial Statements (continued)

29. 物業、廠房及設備 (續)

29. Properties, plant and equipment (continued)

		本銀行 The Bank		
		房產 Premises	設備、固定設施 及裝備 Equipment, fixtures and fittings	總計 Total
		港幣百萬元 HK\$m	港幣百萬元 HK\$m	港幣百萬元 HK\$m
於 2010 年 1 月 1 日之 賬面淨值	Net book value at 1 January 2010	18,056	2,249	20,305
增置	Additions	61	481	542
出售	Disposals	-	(8)	(8)
重估	Revaluation	3,746	-	3,746
年度折舊	Depreciation for the year	(378)	(547)	(925)
重新分類轉自 / (轉至) 投資物業 (附註 28)	Reclassification from/(to) investment properties (Note 28)	402	(7)	395
轉撥	Transfer	44	(44)	-
於 2010 年 12 月 31 日之 賬面淨值	Net book value at 31 December 2010	21,931	2,124	24,055
於 2010 年 12 月 31 日 成本或估值	At 31 December 2010 Cost or valuation	21,931	5,922	27,853
累計折舊及準備	Accumulated depreciation and impairment	-	(3,798)	(3,798)
於 2010 年 12 月 31 日之 賬面淨值	Net book value at 31 December 2010	21,931	2,124	24,055
於 2009 年 1 月 1 日之 賬面淨值	Net book value at 1 January 2009	15,163	2,386	17,549
增置	Additions	1	462	463
出售	Disposals	(79)	(12)	(91)
重估	Revaluation	3,325	-	3,325
年度折舊	Depreciation for the year	(305)	(543)	(848)
重新分類轉至投資物業 (附註 28)	Reclassification to investment properties (Note 28)	(24)	(2)	(26)
轉撥	Transfer	22	(22)	-
出售分行	Disposal of branches	(47)	(20)	(67)
於 2009 年 12 月 31 日之 賬面淨值	Net book value at 31 December 2009	18,056	2,249	20,305
於 2009 年 12 月 31 日 成本或估值	At 31 December 2009 Cost or valuation	18,056	5,642	23,698
累計折舊及準備	Accumulated depreciation and impairment	-	(3,393)	(3,393)
於 2009 年 12 月 31 日之 賬面淨值	Net book value at 31 December 2009	18,056	2,249	20,305

財務報表附註 (續)

Notes to the Financial Statements (continued)

29. 物業、廠房及設備
(續)

29. Properties, plant and equipment (continued)

上述資產之成本值或估值
分析如下：

The analysis of cost or valuation of the above assets is as follows:

		本銀行 The Bank		
		房產 Premises	設備、固定設施 及裝備 Equipment, fixtures and fittings	總計 Total
		港幣百萬元 HK\$m	港幣百萬元 HK\$m	港幣百萬元 HK\$m
於 2010 年 12 月 31 日	At 31 December 2010			
按成本值	At cost	-	5,922	5,922
按估值	At valuation	21,931	-	21,931
		21,931	5,922	27,853
於 2009 年 12 月 31 日	At 31 December 2009			
按成本值	At cost	-	5,642	5,642
按估值	At valuation	18,056	-	18,056
		18,056	5,642	23,698

房產之賬面值按租約剩餘
期限分析如下：

The carrying value of premises is analysed based on the remaining terms of the leases as follows:

		本集團 The Group		本銀行 The Bank	
		2010	2009	2010	2009
		港幣百萬元 HK\$m	港幣百萬元 HK\$m	港幣百萬元 HK\$m	港幣百萬元 HK\$m
在香港持有	Held in Hong Kong				
長期租約 (超過 50 年)	On long-term lease (over 50 years)	9,869	8,618	5,796	4,837
中期租約 (10 年至 50 年)	On medium-term lease (10 – 50 years)	18,288	14,691	16,135	13,219
在海外持有	Held outside Hong Kong				
長期租約 (超過 50 年)	On long-term lease (over 50 years)	94	69	-	-
中期租約 (10 年至 50 年)	On medium-term lease (10 – 50 years)	299	276	-	-
短期租約 (少於 10 年)	On short-term lease (less than 10 years)	31	47	-	-
		28,581	23,701	21,931	18,056

財務報表附註 (續) Notes to the Financial Statements (continued)

29. 物業、廠房及設備 (續)

於 2010 年 12 月 31 日，列於資產負債表內之房產，乃依據獨立特許測量師第一太平戴維斯估值及專業顧問有限公司於 2010 年 12 月 31 日以公平值為基準所進行之專業估值。公平價值指在進行適當之推銷後，自願買方與自願賣方於估值日按公平原則並在知情、審慎及非強迫之情況下買賣資產之估計金額。

根據上述之重估結果，本集團及本銀行之房產估值變動已分別於本集團及本銀行之房產重估儲備、收益表及非控制權益確認如下：

29. Properties, plant and equipment (continued)

As at 31 December 2010, premises are included in the balance sheets at valuation carried out at 31 December 2010 on the basis of their fair value by an independent firm of chartered surveyors, Savills Valuation and Professional Services Limited. The fair value represents the estimated amount at which the asset should exchange on the date of valuation between a willing buyer and a willing seller in an arm's length transaction after proper marketing wherein the parties had each acted knowledgeably, prudently and without compulsion.

As a result of the above-mentioned revaluations, changes in value of the Group's and the Bank's premises were recognised in the Group's and the Bank's premises revaluation reserve, the income statement and non-controlling interests respectively as follows:

	本集團 The Group		本銀行 The Bank	
	2010 港幣百萬元 HK\$m	2009 港幣百萬元 HK\$m	2010 港幣百萬元 HK\$m	2009 港幣百萬元 HK\$m
貸記房產重估儲備之重估增值	4,905	4,207	3,745	3,314
於收益表內撥回之重估增值 (附註 13)	4	16	1	11
貸記非控制權益之重估增值	37	24	-	-
	4,946	4,247	3,746	3,325

於 2010 年 12 月 31 日，假若房產按成本值扣減累計折舊及減值虧損列賬，本集團及本銀行之資產負債表內之房產賬面淨值應分別為港幣 66.63 億元 (2009 年：港幣 62.57 億元) 及港幣 53.10 億元 (2009 年：港幣 47.72 億元)。

As at 31 December 2010, the net book value of premises that would have been included in the Group's and the Bank's balance sheets had the assets been carried at cost less accumulated depreciation and impairment losses was HK\$6,663 million (2009: HK\$6,257 million) and HK\$5,310 million (2009: HK\$4,772 million) respectively.

財務報表附註（續） **Notes to the Financial Statements (continued)**

30. 其他資產

30. Other assets

	本集團		本銀行	
	2010	2009	2010	2009
	港幣百萬元 HK\$m	港幣百萬元 HK\$m	港幣百萬元 HK\$m	港幣百萬元 HK\$m
收回資產	81	95	81	95
貴金屬	3,664	2,432	3,664	2,432
應收賬項及預付費用	11,606	11,775	11,653	10,752
	15,351	14,302	15,398	13,279

31. 香港特別行政區流通紙幣

31. Hong Kong SAR currency notes in circulation

香港特別行政區流通紙幣由持有之香港特別行政區政府負債證明書之存款基金作擔保。

The Hong Kong SAR currency notes in circulation are secured by deposit of funds in respect of which the Hong Kong SAR Government certificates of indebtedness are held.

財務報表附註（續） Notes to the Financial Statements (continued)

32. 公平值變化計入損益之金融負債 32. Financial liabilities at fair value through profit or loss

	本集團 The Group		本銀行 The Bank	
	2010 港幣百萬元 HK\$m	2009 港幣百萬元 HK\$m	2010 港幣百萬元 HK\$m	2009 港幣百萬元 HK\$m
交易性負債				
- 外匯基金票據及債券 短盤	25,259	14,156	24,073	13,340
界定為以公平值變化計入 損益之金融負債				
- 結構性存款(附註 33)	234	2,132	234	2,132
	25,493	16,288	24,307	15,472

2010年12月31日界定為以公平值變化計入損益之金融負債的賬面值比本集團及本銀行於到期日約定支付予持有人之金額多港幣2百萬元。2009年12月31日相關賬面值比本集團及本銀行於到期日約定支付予持有人之金額少港幣1百萬元。由信貸風險變化引致公平值變化計入損益之金融負債之公平值變動金額(包括年內及累計至年底)並不重大。

The carrying amount of financial liabilities designated at fair value through profit or loss as at 31 December 2010 is more than the amount that the Group and the Bank would be contractually required to pay at maturity to the holders by HK\$2 million, and it was less than the amount that the Group and the Bank would be contractually required to pay at maturity to the holders by HK\$1 million as at 31 December 2009. The amount of change in the fair values of financial liabilities at fair value through profit or loss, during the year and cumulatively, attributable to changes in credit risk is insignificant.

財務報表附註 (續) Notes to the Financial Statements (continued)

33. 客戶存款

33. Deposits from customers

	本集團 The Group		本銀行 The Bank	
	2010 港幣百萬元 HK\$m	2009 港幣百萬元 HK\$m	2010 港幣百萬元 HK\$m	2009 港幣百萬元 HK\$m
往來、儲蓄及其他存款(於資產負債表)	1,029,520	843,929	855,477	701,702
列為公平值變化計入損益之金融負債的結構性存款(附註 32)	234	2,132	234	2,132
	1,029,754	846,061	855,711	703,834
分類： 即期存款及往來存款	Analysed by: Demand deposits and current accounts			
- 公司客戶	55,543	51,395	45,013	42,857
- 個人客戶	15,793	14,397	13,632	12,370
	71,336	65,792	58,645	55,227
儲蓄存款	Savings deposits			
- 公司客戶	158,602	142,389	138,703	124,243
- 個人客戶	369,751	353,952	324,387	307,955
	528,353	496,341	463,090	432,198
定期、短期及通知存款	Time, call and notice deposits			
- 公司客戶	236,569	111,368	183,593	79,556
- 個人客戶	193,496	172,560	150,383	136,853
	430,065	283,928	333,976	216,409
	1,029,754	846,061	855,711	703,834

財務報表附註（續） Notes to the Financial Statements (continued)

34. 其他賬項及準備 34. Other accounts and provisions

	本集團		本銀行	
	The Group		The Bank	
	2010	2009	2010	2009
	港幣百萬元	港幣百萬元	港幣百萬元	港幣百萬元
	HK\$m	HK\$m	HK\$m	HK\$m
應付股息	5,725	6,801	5,725	6,801
其他應付賬項	30,157	27,685	20,655	20,662
準備	196	338	148	241
	36,078	34,824	26,528	27,704

35. 已抵押資產

截至 2010 年 12 月 31 日，本集團及本銀行之負債分別為港幣 238.32 億元（2009 年：港幣 133.30 億元）及港幣 219.77 億元（2009 年：港幣 128.31 億元）是以存放於中央保管系統以利便結算之資產作抵押。此外，本集團及本銀行通過售後回購協議的債務證券抵押之負債為港幣 140.71 億元（2009 年：無）。本集團及本銀行為擔保此等負債而質押之資產金額分別為港幣 379.32 億元（2009 年：港幣 134.07 億元）及港幣 360.73 億元（2009 年：港幣 129.06 億元），並於「交易性證券」及「可供出售證券」內列賬。

35. Assets pledged as security

As at 31 December 2010, liabilities of the Group and the Bank amounting to HK\$23,832 million (2009: HK\$13,330 million) and HK\$21,977 million (2009: HK\$12,831 million) respectively were secured by assets deposited with central depositories to facilitate settlement operations. In addition, the liabilities of the Group and the Bank amounting to HK\$14,071 million (2009: Nil) were secured by debt securities related to sale and repurchase arrangements. The amount of assets pledged by the Group and the Bank to secure these liabilities was HK\$37,932 million (2009: HK\$13,407 million) and HK\$36,073 million (2009: HK\$12,906 million) respectively included in "Trading securities" and "Available-for-sale securities".

財務報表附註 (續) Notes to the Financial Statements (continued)

36. 遞延稅項

遞延稅項是根據香港會計準則第12號「所得稅」計算，就資產負債之稅務基礎與其在財務報表內賬面值兩者之暫時性差額作提撥。

資產負債表內之遞延稅項（資產）／負債主要組合，以及其在年度內之變動（包括提前採納香港會計準則第12號（經修訂）「所得稅」之影響），列示如下：

36. Deferred taxation

Deferred tax is recognised in respect of the temporary differences arising between the tax bases of assets and liabilities and their carrying amounts in the financial statements in accordance with HKAS 12 "Income Taxes".

The major components of deferred tax (assets)/liabilities recorded in the balance sheets, and the movements during the year showing the impact of the early adoption of HKAS 12 (Amendment) "Income Taxes", are as follows:

		本集團 The Group					
		2010					
		加速折舊 免稅額 Accelerated tax depreciation	物業重估 Property revaluation	虧損 Losses	減值準備 Impairment allowance	其他 暫時性差額 Other temporary differences	總計 Total
		港幣百萬元 HK\$m	港幣百萬元 HK\$m	港幣百萬元 HK\$m	港幣百萬元 HK\$m	港幣百萬元 HK\$m	港幣百萬元 HK\$m
於2010年 1月1日 之早期列賬	At 1 January 2010, as previously reported	541	4,359	(25)	(274)	(59)	4,542
提前採納香港會 計準則第12 號（經修訂） 之影響	Effect of early adoption of HKAS 12 (Amendment)	(11)	(1,269)	-	-	-	(1,280)
於2010年 1月1日 之重列	At 1 January 2010, as restated	530	3,090	(25)	(274)	(59)	3,262
於收益表內 支取／（撥回） （附註14）	Charged/(credited) to income statement (Note 14)	4	2	23	(57)	5	(23)
借記其他全面收 益	Charged to other comprehensive income	-	787	-	-	142	929
匯兌差額	Exchange difference	-	2	-	(2)	-	-
於2010年 12月31日	At 31 December 2010	534	3,881	(2)	(333)	88	4,168

財務報表附註 (續) Notes to the Financial Statements (continued)

36. 遞延稅項 (續) 36. Deferred taxation (continued)

		本集團 The Group					
		2009					
		加速折舊 免稅額 Accelerated tax depreciation	物業重估 Property revaluation	虧損 Losses	減值準備 Impairment allowance	其他 暫時性差額 Other temporary differences	總計 Total
		港幣百萬元 HK\$m	港幣百萬元 HK\$m	港幣百萬元 HK\$m	港幣百萬元 HK\$m	港幣百萬元 HK\$m	港幣百萬元 HK\$m
於 2009 年 1 月 1 日 之早期列賬	At 1 January 2009, as previously reported	545	3,464	(19)	(254)	(984)	2,752
提前採納香港會 計準則第 12 號 (經修訂) 之影響	Effect of early adoption of HKAS 12 (Amendment)	(13)	(1,005)	-	-	-	(1,018)
於 2009 年 1 月 1 日 之重列	At 1 January 2009, as restated	532	2,459	(19)	(254)	(984)	1,734
於收益表內 (撥回) / 支 取 (附註 14)	(Credited)/charged to income statement (Note 14)	(2)	7	(6)	(20)	49	28
借記其他全面收 益	Charged to other comprehensive income	-	624	-	-	876	1,500
於 2009 年 12 月 31 日	At 31 December 2009	530	3,090	(25)	(274)	(59)	3,262

財務報表附註（續） **Notes to the Financial Statements (continued)**

36. 遞延稅項（續） 36. Deferred taxation (continued)

		本銀行 The Bank				
		2010				
		加速折舊 免稅額 Accelerated tax depreciation	物業重估 Property revaluation	減值準備 Impairment allowance	其他 暫時性差額 Other temporary differences	總計 Total
		港幣百萬元 HK\$m	港幣百萬元 HK\$m	港幣百萬元 HK\$m	港幣百萬元 HK\$m	港幣百萬元 HK\$m
於 2010 年 1 月 1 日 之早期列賬	At 1 January 2010, as previously reported	513	3,538	(169)	(47)	3,835
提前採納香港會 計準則第 12 號（經修訂） 之影響	Effect of early adoption of HKAS 12 (Amendment)	(13)	(1,197)	-	-	(1,210)
於 2010 年 1 月 1 日 之重列	At 1 January 2010, as restated	500	2,341	(169)	(47)	2,625
於收益表內 （撥回）／支取	(Credited)/charged to income statement	(1)	30	(48)	3	(16)
借記其他全面收 益	Charged to other comprehensive income	-	600	-	127	727
於 2010 年 12 月 31 日	At 31 December 2010	499	2,971	(217)	83	3,336

財務報表附註（續） Notes to the Financial Statements (continued)

36. 遞延稅項（續） 36. Deferred taxation (continued)

		本銀行 The Bank				
		2009				
		加速折舊 免稅額 Accelerated tax depreciation	物業重估 Property revaluation	減值準備 Impairment allowance	其他 暫時性差額 Other temporary differences	總計 Total
		港幣百萬元 HK\$m	港幣百萬元 HK\$m	港幣百萬元 HK\$m	港幣百萬元 HK\$m	港幣百萬元 HK\$m
於 2009 年 1 月 1 日 之早期列賬	At 1 January 2009, as previously reported	520	2,798	(172)	(919)	2,227
提前採納香港會 計準則第 12 號（經修訂） 之影響	Effect of early adoption of HKAS 12 (Amendment)	(14)	(947)	-	-	(961)
於 2009 年 1 月 1 日 之重列	At 1 January 2009, as restated	506	1,851	(172)	(919)	1,266
於收益表內 （撥回）／支取	(Credited)/charged to income statement	(6)	(19)	(12)	26	(11)
借記其他全面 收益	Charged to other comprehensive income	-	521	-	846	1,367
出售分行	Disposal of branches	-	(12)	15	-	3
於 2009 年 12 月 31 日	At 31 December 2009	500	2,341	(169)	(47)	2,625

財務報表附註 (續) Notes to the Financial Statements (continued)

36. 遞延稅項 (續)

當有法定權利可將現有稅項資產與現有稅項負債抵銷，而遞延稅項涉及同一財政機關，則可將個別法人的遞延稅項資產與遞延稅項負債互相抵銷。下列在資產負債表內列賬之金額，已計入適當抵銷：

36. Deferred taxation (continued)

Deferred tax assets and liabilities are offset on an individual entity basis when there is a legal right to set off current tax assets against current tax liabilities and when the deferred taxation relates to the same authority. The following amounts, determined after appropriate offsetting, are shown in the balance sheets:

		本集團 The Group		
		(重列) (Restated)	(重列) (Restated)	
		於 2010 年 12 月 31 日 At 31 December 2010	於 2009 年 12 月 31 日 At 31 December 2009	於 2009 年 1 月 1 日 At 1 January 2009
		港幣百萬元 HK\$m	港幣百萬元 HK\$m	港幣百萬元 HK\$m
遞延稅項資產	Deferred tax assets	(38)	(52)	(48)
遞延稅項負債	Deferred tax liabilities	4,206	3,314	1,782
		4,168	3,262	1,734
		本銀行 The Bank		
		(重列) (Restated)	(重列) (Restated)	
		於 2010 年 12 月 31 日 At 31 December 2010	於 2009 年 12 月 31 日 At 31 December 2009	於 2009 年 1 月 1 日 At 1 January 2009
		港幣百萬元 HK\$m	港幣百萬元 HK\$m	港幣百萬元 HK\$m
遞延稅項資產	Deferred tax assets	-	-	(3)
遞延稅項負債	Deferred tax liabilities	3,336	2,625	1,269
		3,336	2,625	1,266

財務報表附註 (續)

Notes to the Financial Statements (continued)

36. 遞延稅項 (續)

36. Deferred taxation (continued)

		本集團 The Group		
		(重列) (Restated)	(重列) (Restated)	(重列) (Restated)
		於 2010 年 12 月 31 日 At 31 December 2010 港幣百萬元 HK\$m	於 2009 年 12 月 31 日 At 31 December 2009 港幣百萬元 HK\$m	於 2009 年 1 月 1 日 At 1 January 2009 港幣百萬元 HK\$m
遞延稅項資產 (超過 12 個月後收回)	Deferred tax assets to be recovered after more than twelve months	(38)	(52)	(48)
遞延稅項負債 (超過 12 個月後支付)	Deferred tax liabilities to be settled after more than twelve months	4,085	3,356	2,745
		4,047	3,304	2,697
		本銀行 The Bank		
		(重列) (Restated)	(重列) (Restated)	(重列) (Restated)
		於 2010 年 12 月 31 日 At 31 December 2010 港幣百萬元 HK\$m	於 2009 年 12 月 31 日 At 31 December 2009 港幣百萬元 HK\$m	於 2009 年 1 月 1 日 At 1 January 2009 港幣百萬元 HK\$m
遞延稅項資產 (超過 12 個月後收回)	Deferred tax assets to be recovered after more than twelve months	-	-	(3)
遞延稅項負債 (超過 12 個月後支付)	Deferred tax liabilities to be settled after more than twelve months	3,232	2,662	2,178
		3,232	2,662	2,175

財務報表附註（續）

Notes to the Financial Statements (continued)

36. 遞延稅項（續）

36. Deferred taxation (continued)

在年度內借記其他全面收益各成份之遞延稅項如下：

The deferred tax charged for each component of other comprehensive income during the year is as follows:

	本集團 The Group		本銀行 The Bank	
	2010 港幣百萬元 HK\$m	(重列) (Restated) 2009 港幣百萬元 HK\$m	2010 港幣百萬元 HK\$m	(重列) (Restated) 2009 港幣百萬元 HK\$m
可供出售證券之公平值變化	142	876	127	846
房產重估	782	621	600	521
非控制權益	5	3	-	-
	929	1,500	727	1,367

財務報表附註 (續) Notes to the Financial Statements (continued)

37. 後償負債

37. Subordinated liabilities

		本集團及本銀行 The Group and the Bank	
		2010	2009
		港幣百萬元 HK\$m	港幣百萬元 HK\$m
後償貸款，按攤銷成本列賬	Subordinated loans, at amortised cost		
6.6 億歐羅*	EUR 660m*	6,848	7,377
25 億美元**	USD 2,500m**	-	19,399
		6,848	26,776
後償票據，按攤銷成本及 公平值對沖調整列賬	Subordinated notes, at amortised cost with fair value hedge adjustment		
25 億美元***	USD 2,500m***	20,029	-
總額	Total	26,877	26,776

於2008年中銀香港獲得間接控股公司中國銀行提供浮動息率的後償貸款。該等後償貸款可於首5年貸款期後在借款人之選擇下償還。

年內，中銀香港發行總值25億美元上市後償票據，並將所得款項應用於償還由中國銀行於2008年12月提供的美元後償貸款。金管局已批准提早償還中國銀行之美元後償貸款。中國銀行與中銀香港就此訂立協議。

按監管要求可作為附加資本之後償負債金額，於附註4.4(B)中列示。

* 利息每半年支付一次，首5年利率為6個月歐元銀行同業拆息加0.85%，剩餘期間的利率為6個月歐元銀行同業拆息加1.35%，2018年6月到期。

** 利息每半年支付一次，首5年利率為6個月倫敦銀行同業拆息加2.00%，剩餘期間的利率為6個月倫敦銀行同業拆息加2.50%，2018年12月到期。此項後償貸款已於年內以發行後償票據的款項全部償還。

*** 利息每半年支付一次，年利率5.55%，2020年2月到期。

BOCHK obtained floating-rate subordinated loans from BOC, the intermediate holding company in 2008. The subordinated loans are repayable prior to maturity after the first 5-year tenure at the option of the borrower.

During the year, BOCHK issued listed subordinated notes with an aggregate amount of USD 2,500 million and applied the proceeds to repay the USD subordinated loan provided by BOC in December 2008. HKMA has approved such early repayment of the USD subordinated loan provided by BOC. BOC and BOCHK entered into an agreement to provide for the same.

Amounts qualified as supplementary capital for regulatory purposes are shown in Note 4.4(B).

* Interest rate at 6-month EURIBOR plus 0.85% for the first 5 years, 6-month EURIBOR plus 1.35% for the remaining tenure payable semi-annually, due June 2018.

** Interest rate at 6-month LIBOR plus 2.00% for the first 5 years, 6-month LIBOR plus 2.50% for the remaining tenure payable semi-annually, due December 2018. It has been fully repaid during the year by the proceeds from the offering of subordinated notes.

*** Interest rate at 5.55% per annum payable semi-annually, due February 2020.

財務報表附註 (續) Notes to the Financial Statements (continued)

38. 股本

38. Share capital

		2010	2009
		港幣百萬元 HK\$m	港幣百萬元 HK\$m
法定：	Authorised:		
100,000,000,000 股每股	100,000,000,000 ordinary shares		
面值港幣 1 元之普通股	of HK\$1 each	100,000	100,000
已發行及繳足：	Issued and fully paid:		
43,042,840,858 股每股	43,042,840,858 ordinary shares		
面值港幣 1 元之普通股	of HK\$1 each	43,043	43,043

39. 儲備

39. Reserves

本集團及本銀行之本年度及往年的儲備金額及變動情況分別載於第 38 頁及第 39 頁之綜合權益變動表及權益變動表。

The Group's and the Bank's reserves and the movements therein for the current and prior years are presented in the consolidated statement of changes in equity and statement of changes in equity respectively on pages 38 to 39 of the financial statements.

財務報表附註 (續) Notes to the Financial Statements (continued)

40. 綜合現金流量表附註 40. Notes to consolidated cash flow statement

(a) 經營溢利與除稅前 經營現金之流入對賬	(a) Reconciliation of operating profit to operating cash inflow before taxation	2010 港幣百萬元 HK\$'m	2009 港幣百萬元 HK\$'m
經營溢利	Operating profit	17,663	14,787
折舊	Depreciation	1,127	1,016
減值準備淨撥回	Net reversal of impairment allowances	(368)	(1,190)
折現減值準備回撥	Unwind of discount on impairment allowances	(6)	(17)
已撇銷之貸款 (扣除 收回款額)	Advances written off net of recoveries	108	(118)
後償負債之變動	Change in subordinated liabilities	914	908
原到期日超過 3 個月 之庫存現金及在銀 行及其他金融機構 的結餘之變動	Change in cash and balances with banks and other financial institutions with original maturity over three months	10,573	8,364
原到期日超過 3 個月 之銀行及其他金融 機構存款之變動	Change in placements with banks and other financial institutions with original maturity over three months	18,982	21,178
公平值變化計入損益 之金融資產之變動	Change in financial assets at fair value through profit or loss	(19,632)	(1,222)
衍生金融工具之變動	Change in derivative financial instruments	1,079	(4,452)
貸款及其他賬項之變 動	Change in advances and other accounts	(118,333)	(56,849)
證券投資之變動	Change in investment in securities	(43,529)	(6,137)
其他資產之變動	Change in other assets	(1,058)	244
銀行及其他金融機構 之存款及結餘之變 動	Change in deposits and balances of banks and other financial institutions	214,137	10,868
公平值變化計入損益 之金融負債之變動	Change in financial liabilities at fair value through profit or loss	9,205	(5,650)
客戶存款之變動	Change in deposits from customers	185,591	38,063
按攤銷成本發行之債 務證券之變動	Change in debt securities in issue at amortised cost	-	(1,042)
其他賬項及準備之變 動	Change in other accounts and provisions	2,330	(5,639)
匯兌差額	Exchange difference	190	180
除稅前經營現金之流 入	Operating cash inflow before taxation	278,973	13,292
經營業務之現金流量 中包括：	Cash flows from operating activities included:		
– 已收利息	– Interest received	21,217	24,247
– 已付利息	– Interest paid	1,340	6,783
– 已收股息	– Dividend received	24	22

財務報表附註 (續) **Notes to the Financial Statements (continued)**

40. 綜合現金流量表附註 (續) **40. Notes to consolidated cash flow statement (continued)**

(b) 現金及等同現金項目
結存分析

(b) Analysis of the balances of cash and cash equivalents

		<u>2010</u>	<u>2009</u>
		港幣百萬元 HK\$m	港幣百萬元 HK\$m
庫存現金及原到期日 在 3 個月內之在銀 行及其他金融機構 的結餘	Cash and balances with banks and other financial institutions with original maturity within three months	408,817	143,424
原到期日在 3 個月內之 銀行及其他金融機 構存款	Placements with banks and other financial institutions with original maturity within three months	13,551	15,352
原到期日在 3 個月內之 庫券	Treasury bills with original maturity within three months	23,644	19,147
原到期日在 3 個月內之 持有之存款證	Certificates of deposit held with original maturity within three months	-	4,323
		<u>446,012</u>	<u>182,246</u>

財務報表附註（續）

Notes to the Financial Statements (continued)

41. 或然負債及承擔

41. Contingent liabilities and commitments

或然負債及承擔中每項重要類別之合約數額及相對之總信貸風險加權數額概述如下：

The following is a summary of the contractual amounts of each significant class of contingent liability and commitment and the corresponding aggregate credit risk weighted amount:

		本集團		本銀行	
		The Group		The Bank	
		2010	2009	2010	2009
		港幣百萬元	港幣百萬元	港幣百萬元	港幣百萬元
		HK\$'m	HK\$'m	HK\$'m	HK\$'m
直接信貸替代項目	Direct credit substitutes	5,619	2,065	1,997	1,379
與交易有關之或然負債	Transaction-related contingencies	7,262	9,055	5,746	8,382
與貿易有關之或然負債	Trade-related contingencies	42,691	31,460	36,215	26,973
不需事先通知的無條件撤銷之承諾	Commitments that are unconditionally cancellable without prior notice	216,631	165,829	117,785	96,142
其他承擔，原到期日為	Other commitments with an original maturity of				
- 一年或以下	- up to one year	15,470	15,847	11,652	10,570
- 一年以上	- over one year	49,042	52,173	40,698	40,150
		336,715	276,429	214,093	183,596
信貸風險加權數額	Credit risk weighted amount	38,282	35,229	30,121	27,101

信貸風險加權數額是根據《銀行業（資本）規則》計算。該數額與交易對手之情況及各類合約之期限特徵有關。

The credit risk weighted amount is calculated in accordance with the Banking (Capital) Rules. The amount is dependent upon the status of the counterparty and the maturity characteristics of each type of contract.

財務報表附註（續） Notes to the Financial Statements (continued)

42. 資本承擔

本集團及本銀行未於財務報表中撥備之資本承擔金額如下：

42. Capital commitments

The Group and the Bank have the following outstanding capital commitments not provided for in the financial statements:

	本集團 The Group		本銀行 The Bank	
	2010 港幣百萬元 HK\$m	2009 港幣百萬元 HK\$m	2010 港幣百萬元 HK\$m	2009 港幣百萬元 HK\$m
已批准及簽約但未撥備	169	96	160	85
已批准但未簽約	12	9	-	1
	181	105	160	86

以上資本承擔大部分為將購入之電腦硬件及軟件，及本集團及本銀行之樓宇裝修工程之承擔。

The above capital commitments mainly relate to commitments to purchase computer equipment and software, and to renovate the Group's and the Bank's premises.

財務報表附註(續) **Notes to the Financial Statements (continued)**

43. 經營租賃承擔

43. Operating lease commitments

(a) 作為承租人

(a) As lessee

根據不可撤銷之經營租賃合約，下列為本集團及本銀行未來有關租賃承擔所須支付之最低租金：

The Group and the Bank have commitments to make the following future minimum lease payments under non-cancellable operating leases:

	本集團 The Group		本銀行 The Bank	
	2010 港幣百萬元 HK\$m	2009 港幣百萬元 HK\$m	2010 港幣百萬元 HK\$m	2009 港幣百萬元 HK\$m
土地及樓宇				
- 不超過 1 年	461	423	311	319
- 1 年以上至 5 年內	542	434	401	236
- 5 年後	22	13	-	-
	1,025	870	712	555

上列若干不可撤銷之經營租約可再商議及參照協議日期之市值而作租金調整。

Certain non-cancellable operating leases included in the table above were subject to renegotiation and rent adjustment with reference to market rates prevailing at specified agreed dates.

財務報表附註 (續) Notes to the Financial Statements (continued)

43. 經營租賃承擔 (續) 43. Operating lease commitments (continued)

(b) 作為出租人

根據不可撤銷之經營租賃合約，下列為本集團及本銀行與租客簽訂合約之未來有關租賃之最低應收租金：

土地及樓宇
- 不超過 1 年
- 1 年以上至 5 年內

本集團及本銀行以經營租賃形式租出投資物業 (附註 28)；租賃年期通常由 1 年至 3 年。租約條款一般要求租客提交保證金及因應租務市場之狀況而調整租金。所有租約並不包括或有租金。

(b) As lessor

The Group and the Bank have contracted with tenants for the following future minimum lease receivables under non-cancellable operating leases:

Land and buildings
- not later than one year
- later than one year but not later than five years

The Group and the Bank lease their investment properties (Note 28) under operating lease arrangements, with leases typically for a period from one to three years. The terms of the leases generally require the tenants to pay security deposits and provide for periodic rent adjustments according to the prevailing market conditions. None of the leases includes contingent rentals.

本集團 The Group		本銀行 The Bank	
2010	2009	2010	2009
港幣百萬元 HK\$m	港幣百萬元 HK\$m	港幣百萬元 HK\$m	港幣百萬元 HK\$m
309	275	286	257
594	193	572	186
903	468	858	443

44. 訴訟

本集團目前正面對多項由獨立人士提出的索償及反索償。該等索償及反索償與本集團的正常商業活動有關。

由於董事認為本集團可對申索人作出有力抗辯或預計該等申索所涉及的數額不大，故並未對該等索償及反索償作出重大撥備。

44. Litigation

The Group is currently being served a number of claims and counterclaims by various independent parties. These claims and counterclaims are in relation to the normal commercial activities of the Group.

No material provision was made against these claims and counterclaims because the directors believe that the Group has meritorious defences against the claimants or the amounts involved in these claims are not expected to be material.

財務報表附註（續）

Notes to the Financial Statements (continued)

45. 分類報告

本集團在多個地區經營許多業務。但在分類報告中，只按業務分類提供資料，沒有列示地區分類資料，此乃由於本集團的收入、稅前利潤和資產，超過 90% 來自香港。

分類報告提供三個業務分類的資料，它們分別是個人銀行業務、企業銀行業務和財資業務。業務線的分類是基於不同客戶層及產品種類，這與集團推行的 RPC（客戶關係、產品管理及分銷渠道）管理模型是一致的。

本集團的主要收入來源為利息收入，並且高層管理人員主要用淨利息收入來評估各業務分類的業績，因此所有業務分類的利息收入及支出以淨額列示。

年內，小型商業及社會服務機構客戶層已由企業銀行重新分類至個人銀行業務，以配合客戶層管理的相應改變。但沒有對去年比較數字作出修訂。

個人銀行和企業銀行業務線均會提供全面的銀行服務；個人銀行業務線主要是服務個人客戶，而企業銀行業務線主要是服務非個人客戶。至於財資業務線，除了自營買賣，還負責管理本集團的資本、流動資金、利率和外匯敞口。「其他」這一欄，乃涵蓋有關本集團整體，而非由其餘三個業務線所直接引起的活動，包括本集團持有房地產、投資物業、股權投資及聯營公司權益等等。

一個業務線的收入、支出、資產和負債，主要包括直接歸屬於該業務線的項目；如佔用本集團的物業，按佔用面積以市場租值內部計收租金；至於管理費用，會根據合理基準攤分。關於業務線之間資金調動流轉的價格，則按集團內部資金轉移價格機制釐定。

45. Segmental reporting

The Group engages in many businesses in several regions. For segmental reporting purposes, information is solely provided in respect of business segments. Geographical segment information is not presented because over 90% of the Group's revenues, profits before tax and assets are derived from Hong Kong.

Information about three business segments is provided in segmental reporting. They are Personal Banking, Corporate Banking and Treasury. The classification of the Group's operating segments is based on customer segment and product type, which is aligned with the RPC (relationship, product and channel) management model of the Group.

As the Group's major revenue is derived from interest and the senior management relies primarily on net interest revenue to assess the performance of the segment, the total interest income and expense for all reportable segments will be presented on a net basis.

In this year, customer segment of small business and social organisations was reclassified from Corporate Banking to Personal Banking to align with the corresponding change in the management of customer segment. No change has been made to the comparative figures.

Both Personal Banking and Corporate Banking segments provide general banking services. Personal Banking mainly serves individual customers while Corporate Banking mainly deals with non individual customers. The Treasury segment is responsible for managing the capital, liquidity, and the interest rate and foreign exchange positions of the Group in addition to proprietary trades. "Others" refers to those items related to the Group as a whole rather than directly attributable to the other three business segments, including the Group's holdings of premises, investment properties, equity investments and interests in associates.

Revenues, expenses, assets and liabilities of any business segment mainly include items directly attributable to the segment. In relation to occupation of the Group's premises, rentals are internally charged on market rates according to the areas occupied. For management overheads, allocations are made on reasonable bases. Inter-segment funding is charged according to the internal funds transfer pricing mechanism of the Group.

財務報表附註 (續) Notes to the Financial Statements (continued)

45. 分類報告 (續) 45. Segmental reporting (continued)

		本集團 The Group						
		2010						
		個人銀行 Personal	企業銀行 Corporate	財資業務 Treasury	其他 Others	小計 Subtotal	合併抵銷 Eliminations	綜合 Consolidated
		港幣百萬元 HK\$'m	港幣百萬元 HK\$'m	港幣百萬元 HK\$'m	港幣百萬元 HK\$'m	港幣百萬元 HK\$'m	港幣百萬元 HK\$'m	港幣百萬元 HK\$'m
淨利息收入 / (支出)	Net interest income/(expense)							
- 外來	- external	2,377	6,738	8,130	(2)	17,243	-	17,243
- 跨業務	- inter-segment	3,608	(104)	(3,423)	(81)	-	-	-
		5,985	6,634	4,707	(83)	17,243	-	17,243
淨服務費及佣金收入	Net fee and commission income	4,626	2,568	46	120	7,360	(74)	7,286
淨交易性收益 / (虧損)	Net trading gain/(loss)	495	163	611	(70)	1,199	(1)	1,198
界定為以公平值變化計入損益之金融工具淨收益	Net gain on financial instruments designated at fair value through profit or loss	-	-	44	-	44	-	44
證券投資之淨收益	Net gain on investment in securities	-	-	533	-	533	-	533
其他經營收入 / (支出)	Other operating income/(expenses)	35	(5)	-	1,883	1,913	(1,529)	384
提取減值準備前之淨經營收入	Net operating income before impairment allowances	11,141	9,360	5,941	1,850	28,292	(1,604)	26,688
減值準備淨(撥備) / 撥回	Net (charge)/reversal of impairment allowances	(108)	169	307	-	368	-	368
淨經營收入	Net operating income	11,033	9,529	6,248	1,850	28,660	(1,604)	27,056
經營支出	Operating expenses	(6,369)	(2,568)	(785)	(1,275)	(10,997)	1,604	(9,393)
經營溢利	Operating profit	4,664	6,961	5,463	575	17,663	-	17,663
投資物業出售 / 公平值調整之淨收益	Net gain from disposal of fair value adjustments on investment properties	-	-	-	1,511	1,511	-	1,511
出售 / 重估物業、廠房及設備之淨(虧損) / 收益	Net (loss)/gain from disposal/revaluation of properties, plant and equipment	(8)	-	-	2	(6)	-	(6)
應佔聯營公司之稅後溢利扣減虧損	Share of profits less losses after tax of associates	-	-	-	(2)	(2)	-	(2)
除稅前溢利	Profit before taxation	4,656	6,961	5,463	2,086	19,166	-	19,166

財務報表附註(續) **Notes to the Financial Statements (continued)**

45. 分類報告(續) **45. Segmental reporting (continued)**

		本集團 The Group						
		2010						
		個人銀行 Personal	企業銀行 Corporate	財資業務 Treasury	其他 Others	小計 Subtotal	合併抵銷 Eliminations	綜合 Consolidated
		港幣百萬元 HK\$m	港幣百萬元 HK\$m	港幣百萬元 HK\$m	港幣百萬元 HK\$m	港幣百萬元 HK\$m	港幣百萬元 HK\$m	港幣百萬元 HK\$m
資產	Assets							
分部資產	Segment assets	210,978	458,928	910,772	41,693	1,622,371	(10,389)	1,611,982
聯營公司權益	Interests in associates	-	-	-	212	212	-	212
		<u>210,978</u>	<u>458,928</u>	<u>910,772</u>	<u>41,905</u>	<u>1,622,583</u>	<u>(10,389)</u>	<u>1,612,194</u>
負債	Liabilities							
分部負債	Segment liabilities	657,605	407,328	437,174	14,187	1,516,294	(10,389)	1,505,905
其他資料	Other information							
資本性支出	Capital expenditure	11	4	-	668	683	-	683
折舊	Depreciation	298	149	85	595	1,127	-	1,127
證券攤銷	Amortisation of securities	-	-	106	-	106	-	106

財務報表附註 (續) Notes to the Financial Statements (continued)

45. 分類報告 (續) 45. Segmental reporting (continued)

		本集團 The Group						
		2009						
		個人銀行 Personal	企業銀行 Corporate	財資業務 Treasury	其他 Others	小計 Subtotal	合併抵銷 Eliminations	綜合 Consolidated
		港幣百萬元 HK\$m	港幣百萬元 HK\$m	港幣百萬元 HK\$m	港幣百萬元 HK\$m	港幣百萬元 HK\$m	港幣百萬元 HK\$m	港幣百萬元 HK\$m
淨利息收入/(支出)	Net interest income/(expense)							
- 外來	- external	2,452	6,120	8,091	(3)	16,660	-	16,660
- 跨業務	- inter-segment	3,343	(618)	(2,669)	(56)	-	-	-
		5,795	5,502	5,422	(59)	16,660	-	16,660
淨服務費及佣金收入	Net fee and commission income	4,329	2,487	24	45	6,885	(30)	6,855
淨交易性收益/(虧損)	Net trading gain/(loss)	497	164	827	(3)	1,485	1	1,486
界定為以公平值變化計入損益之金融工具淨收益	Net gain on financial instruments designated at fair value through profit or loss	-	-	261	-	261	-	261
證券投資之淨虧損	Net loss on investment in securities	-	-	(132)	-	(132)	-	(132)
其他經營收入	Other operating income	27	34	2	1,779	1,842	(1,393)	449
提取減值準備前之淨經營收入	Net operating income before impairment allowances	10,648	8,187	6,404	1,762	27,001	(1,422)	25,579
減值準備淨(撥備)/撥回	Net (charge)/reversal of impairment allowances	(161)	49	1,302	-	1,190	-	1,190
淨經營收入	Net operating income	10,487	8,236	7,706	1,762	28,191	(1,422)	26,769
經營支出	Operating expenses	(5,983)	(2,321)	(742)	(4,358)	(13,404)	1,422	(11,982)
經營溢利/(虧損)	Operating profit/(loss)	4,504	5,915	6,964	(2,596)	14,787	-	14,787
投資物業出售/公平值調整之淨收益	Net gain from disposal of fair value adjustments on investment properties	-	-	-	1,563	1,563	-	1,563
出售/重估物業、廠房及設備之淨收益	Net gain from disposal/ revaluation of properties, plant and equipment	-	-	-	51	51	-	51
應佔聯營公司之稅後溢利扣減虧損	Share of profits less losses after tax of associates	-	-	-	7	7	-	7
除稅前溢利/(虧損)	Profit/(loss) before taxation	4,504	5,915	6,964	(975)	16,408	-	16,408

財務報表附註（續） Notes to the Financial Statements (continued)

45. 分類報告（續） 45. Segmental reporting (continued)

		本集團 The Group						
		2009						
		個人銀行 Personal	企業銀行 Corporate	財資業務 Treasury	其他 Others	小計 Subtotal	合併抵銷 Eliminations	綜合 Consolidated
		港幣百萬元 HK\$m	港幣百萬元 HK\$m	港幣百萬元 HK\$m	港幣百萬元 HK\$m	港幣百萬元 HK\$m	港幣百萬元 HK\$m	港幣百萬元 HK\$m
資產	Assets							
分部資產*	Segment assets*	178,026	372,443	593,807	35,528	1,179,804	(6,242)	1,173,562
聯營公司權益	Interests in associates	-	-	-	217	217	-	217
		<u>178,026</u>	<u>372,443</u>	<u>593,807</u>	<u>35,745</u>	<u>1,180,021</u>	<u>(6,242)</u>	<u>1,173,779</u>
負債	Liabilities							
分部負債*	Segment liabilities*	<u>570,566</u>	<u>304,882</u>	<u>195,956</u>	<u>13,789</u>	<u>1,085,193</u>	<u>(6,242)</u>	<u>1,078,951</u>
其他資料	Other information							
資本性支出	Capital expenditure	23	2	-	539	564	-	564
折舊	Depreciation	293	143	88	492	1,016	-	1,016
證券攤銷	Amortisation of securities	-	-	136	-	136	-	136

* 於2009年12月31日，本集團小型商業及社會服務機構客戶層的分部資產及分部負債分別為港幣96.24億元及港幣396.77億元。

* Segment assets and liabilities of small business and social organisations of the Group amounted to HK\$9,624 million and HK\$39,677 million respectively as at 31 December 2009.

財務報表附註 (續) Notes to the Financial Statements (continued)

45. 分類報告 (續) 45. Segmental reporting (continued)

		本銀行 The Bank						
		2010						
		個人銀行 Personal	企業銀行 Corporate	財資業務 Treasury	其他 Others	小計 Subtotal	合併抵銷 Eliminations	綜合 Consolidated
		港幣百萬元 HK\$m	港幣百萬元 HK\$m	港幣百萬元 HK\$m	港幣百萬元 HK\$m	港幣百萬元 HK\$m	港幣百萬元 HK\$m	港幣百萬元 HK\$m
淨利息收入／(支出)	Net interest income/(expense)							
- 外來	- external	1,348	4,389	7,129	-	12,866	-	12,866
- 跨業務	- inter-segment	3,285	231	(3,435)	(81)	-	-	-
		4,633	4,620	3,694	(81)	12,866	-	12,866
淨服務費及佣金收入／(支出)	Net fee and commission income/(expense)	3,666	1,710	46	(2)	5,420	-	5,420
淨交易性收益	Net trading gain	369	169	729	-	1,267	-	1,267
界定為以公平值變化計入損益之金融工具淨虧損	Net loss on financial instruments designated at fair value through profit or loss	-	-	(5)	-	(5)	-	(5)
證券投資之淨收益	Net gain on investment in securities	-	-	453	-	453	-	453
其他經營收入／(支出)	Other operating income/(expenses)	3	(6)	-	2,609	2,606	(1,278)	1,328
提取減值準備前之淨經營收入	Net operating income before impairment allowances	8,671	6,493	4,917	2,526	22,607	(1,278)	21,329
減值準備淨撥回	Net reversal of impairment allowances	12	200	310	-	522	-	522
淨經營收入	Net operating income	8,683	6,693	5,227	2,526	23,129	(1,278)	21,851
經營支出	Operating expenses	(4,813)	(1,650)	(758)	(1,024)	(8,245)	1,278	(6,967)
經營溢利	Operating profit	3,870	5,043	4,469	1,502	14,884	-	14,884
投資物業出售／公平值調整之淨收益	Net gain from disposal of fair value adjustments on investment properties	-	-	-	1,396	1,396	-	1,396
出售／重估物業、廠房及設備之淨(虧損)／收益	Net (loss)/gain from disposal/revaluation of properties, plant and equipment	(8)	-	-	1	(7)	-	(7)
除稅前溢利	Profit before taxation	3,862	5,043	4,469	2,899	16,273	-	16,273

財務報表附註（續） **Notes to the Financial Statements (continued)**

45. 分類報告（續） **45. Segmental reporting (continued)**

		本銀行 The Bank						
		2010						
		個人銀行 Personal	企業銀行 Corporate	財資業務 Treasury	其他 Others	小計 Subtotal	合併抵銷 Eliminations	綜合 Consolidated
		港幣百萬元 HK\$m	港幣百萬元 HK\$m	港幣百萬元 HK\$m	港幣百萬元 HK\$m	港幣百萬元 HK\$m	港幣百萬元 HK\$m	港幣百萬元 HK\$m
資產	Assets							
分部資產	Segment assets	168,806	335,961	858,957	48,693	1,412,417	-	1,412,417
聯營公司權益	Interests in associates	-	-	-	8	8	-	8
		<u>168,806</u>	<u>335,961</u>	<u>858,957</u>	<u>48,701</u>	<u>1,412,425</u>	<u>-</u>	<u>1,412,425</u>
負債	Liabilities							
分部負債	Segment liabilities	<u>549,788</u>	<u>321,176</u>	<u>440,933</u>	<u>11,999</u>	<u>1,323,896</u>	<u>-</u>	<u>1,323,896</u>
其他資料	Other information							
資本性支出	Capital expenditure	-	-	-	542	542	-	542
折舊	Depreciation	286	133	85	421	925	-	925
證券攤銷	Amortisation of securities	-	-	20	-	20	-	20

財務報表附註 (續) Notes to the Financial Statements (continued)

45. 分類報告 (續) 45. Segmental reporting (continued)

		本銀行 The Bank						
		2009						
		個人銀行 Personal	企業銀行 Corporate	財資業務 Treasury	其他 Others	小計 Subtotal	合併抵銷 Eliminations	綜合 Consolidated
		港幣百萬元 HK\$m	港幣百萬元 HK\$m	港幣百萬元 HK\$m	港幣百萬元 HK\$m	港幣百萬元 HK\$m	港幣百萬元 HK\$m	港幣百萬元 HK\$m
淨利息收入 / (支出)	Net interest income/(expense)							
- 外來	- external	1,586	4,366	6,976	4	12,932	-	12,932
- 跨業務	- inter-segment	2,907	(228)	(2,624)	(55)	-	-	-
		4,493	4,138	4,352	(51)	12,932	-	12,932
淨服務費及佣金收入 / (支出)	Net fee and commission income/(expense)	3,469	1,837	37	(38)	5,305	-	5,305
淨交易性收益	Net trading gain	359	139	795	-	1,293	-	1,293
界定為以公平值變化計入損益之金融工具淨收益	Net gain on financial instruments designated at fair value through profit or loss	-	-	55	-	55	-	55
證券投資之淨虧損	Net loss on investment in securities	-	-	(132)	-	(132)	-	(132)
其他經營收入	Other operating income	-	31	2	2,204	2,237	(1,136)	1,101
提取減值準備前之淨經營收入	Net operating income before impairment allowances	8,321	6,145	5,109	2,115	21,690	(1,136)	20,554
減值準備淨撥回 / (撥備)	Net reversal/(charge) of impairment allowances	45	(13)	1,302	18	1,352	-	1,352
淨經營收入	Net operating income	8,366	6,132	6,411	2,133	23,042	(1,136)	21,906
經營支出	Operating expenses	(4,591)	(1,548)	(722)	(3,457)	(10,318)	1,136	(9,182)
經營溢利 / (虧損)	Operating profit/(loss)	3,775	4,584	5,689	(1,324)	12,724	-	12,724
投資物業出售 / 公平值調整之淨收益	Net gain from disposal of fair value adjustments on investment properties	-	-	-	1,496	1,496	-	1,496
出售 / 重估物業、廠房及設備之淨收益	Net gain from disposal/ revaluation of properties, plant and equipment	-	-	-	30	30	-	30
除稅前溢利	Profit before taxation	3,775	4,584	5,689	202	14,250	-	14,250

財務報表附註 (續) Notes to the Financial Statements (continued)

45. 分類報告 (續) 45. Segmental reporting (continued)

		本銀行 The Bank						
		2009						
		個人銀行 Personal	企業銀行 Corporate	財資業務 Treasury	其他 Others	小計 Subtotal	合併抵銷 Eliminations	綜合 Consolidated
		港幣百萬元 HK\$m	港幣百萬元 HK\$m	港幣百萬元 HK\$m	港幣百萬元 HK\$m	港幣百萬元 HK\$m	港幣百萬元 HK\$m	港幣百萬元 HK\$m
資產	Assets							
分部資產*	Segment assets*	141,011	280,497	537,669	43,543	1,002,720	-	1,002,720
聯營公司權益	Interests in associates	-	-	-	8	8	-	8
		<u>141,011</u>	<u>280,497</u>	<u>537,669</u>	<u>43,551</u>	<u>1,002,728</u>	<u>-</u>	<u>1,002,728</u>
負債	Liabilities							
分部負債*	Segment liabilities*	<u>470,649</u>	<u>248,029</u>	<u>191,254</u>	<u>12,347</u>	<u>922,279</u>	<u>-</u>	<u>922,279</u>
其他資料	Other information							
資本性支出	Capital expenditure	-	-	-	463	463	-	463
折舊	Depreciation	280	131	88	349	848	-	848
證券攤銷	Amortisation of securities	-	-	88	-	88	-	88

* 於2009年12月31日，本銀行小型商業及社會服務機構客戶層的分部資產及分部負債分別為港幣94.33億元及港幣394.00億元。

* Segment assets and liabilities of small business and social organisations of the Bank amounted to HK\$9,433 million and HK\$39,400 million respectively as at 31 December 2009.

46. 董事及高級職員貸款 46. Loans to directors and officers

根據香港公司條例第161B條的規定，向本銀行董事及高級職員提供之貸款詳情如下：

Particulars of advances made to directors and officers of the Bank pursuant to section 161B of the Hong Kong Companies Ordinance are as follows:

		2010 港幣百萬元 HK\$m	2009 港幣百萬元 HK\$m
於年末尚未償還之貸款 總額	Aggregate amount of relevant loans outstanding at year end	<u>3,492</u>	<u>3,476</u>
於年內未償還貸款之最高 總額	Maximum aggregate amount of relevant loans outstanding during the year	<u>3,878</u>	<u>3,576</u>

財務報表附註（續） Notes to the Financial Statements (continued)

47. 主要之有關連人士交易 47. Significant related party transactions

有關連人士指有能力控制另一方，或可在財政或經營決策方面向另一方行使重大影響之人士。倘有關方受共同控制，亦被視為有關連人士。有關連人士可為個人或其他公司。

中華人民共和國國務院通過中國投資有限責任公司（「中投」）、其全資附屬公司中央匯金投資有限責任公司（「匯金」）及匯金擁有控制權益之中國銀行，對本集團實行控制。

(a) 與母公司及母公司控制之其他公司進行的交易

母公司的基本資料：

本集團受中國銀行控制。匯金是中國銀行之主要控股公司，亦是中投的全資附屬公司，而中投是從事外匯資金投資管理業務的國有獨資公司。

匯金於某些內地企業均擁有控制權益。

本集團在正常業務中與該等公司進行銀行業務交易，包括貸款、證券投資及貨幣市場交易。

Related parties are those parties that have the ability to control the other party or exercise significant influence over the other party in making financial or operating decisions. Parties are also considered to be related if they are subject to common control. Related parties may be individual or other entities.

The Group is subject to the control of the State Council of the PRC Government through China Investment Corporation ("CIC"), its wholly-owned subsidiary Central Huijin Investment Ltd. ("Central Huijin"), and BOC in which Central Huijin has controlling equity interests.

(a) Transactions with the parent companies and the other companies controlled by the parent companies

General information of the parent companies:

The Group is controlled by BOC. Central Huijin is the controlling entity of BOC, and it is a wholly-owned subsidiary of CIC which is a wholly state-owned company engaging in foreign currency investment and management.

Central Huijin has controlling equity interests in certain other entities in the PRC.

The Group enters into banking transactions with these companies in the normal course of business. These include loans, investment securities and money market transactions.

財務報表附註（續） Notes to the Financial Statements (continued)

47. 主要之有關連人士交易（續） 47. Significant related party transactions (continued)

(b) 與政府機構、代理機構、附屬機構及其他國有控制實體的交易

中華人民共和國國務院通過中投及匯金對本集團實施控制，而中華人民共和國國務院亦通過政府機構、代理機構、附屬機構及其他國有控制實體直接或間接控制大量其他實體。本集團按一般商業條款與政府機構、代理機構、附屬機構及其他國有控制實體之間進行的銀行業務交易。

這些交易包括但不局限於下列各項：

- 借貸、提供貸項及擔保和接受存款；
- 銀行同業之存放及結餘；
- 售賣、購買、包銷及贖回由其他國有企業所發行之債券；
- 提供外匯、匯款及相關投資服務；
- 提供信託業務；及
- 購買公共事業、交通工具、電信及郵政服務。

(b) Transactions with government authorities, agencies, affiliates and other state controlled entities

The Group is subject to the control of the State Council of the PRC Government through CIC and Central Huijin, which also directly and indirectly controls a significant number of entities through its government authorities, agencies, affiliates and other state controlled entities. The Group enters into banking transactions with government authorities, agencies, affiliates and other state controlled entities in the normal course of business and commercial terms.

These transactions include, but are not limited to, the following:

- lending, provision of credits and guarantees, and deposit taking;
- inter-bank balance taking and placing;
- sales, purchase, underwriting and redemption of bonds issued by other state-controlled entities;
- rendering of foreign exchange, remittance and investment related services;
- provision of fiduciary activities; and
- purchase of utilities, transport, telecommunication and postage services.

財務報表附註 (續) Notes to the Financial Statements (continued)

47. 主要之有關連人士交易 (續) 47. Significant related party transactions (continued)

(c) 與聯營公司及其他有關連人士在正常業務範圍內進行之交易摘要

與本集團之聯營公司及其他有關連人士達成之有關連人士交易所產生之總收入及支出概述如下：

(c) Summary of transactions entered into during the ordinary course of business with associates and other related parties

The aggregate income and expenses arising from related party transactions with associates and other related parties of the Group are summarised as follows:

	2010		2009	
	聯營公司 Associates	其他有關連人士 Other related parties	聯營公司 Associates	其他有關連人士 Other related parties
	港幣百萬元 HK\$m	港幣百萬元 HK\$m	港幣百萬元 HK\$m	港幣百萬元 HK\$m
收益表項目：				
已付保險費用	-	-	(1)	-
已收／應收行政服務費用	-	8	-	8
資產負債表項目：				
客戶存款	157	-	51	-

財務報表附註 (續) Notes to the Financial Statements (continued)

47. 主要之有關連人士交易 (續) 47. Significant related party transactions (continued)

(d) 主要高層人員

主要高層人員是指某些能直接或間接擁有權力及責任來計劃、指導及掌管集團業務之人士，包括董事及高層管理人員。本集團在正常業務中會接受主要高層人員存款及向其提供貸款及信貸融資。於本年及去年，本集團並沒有與中銀香港及其控股公司之主要高層人員或其有關連人士進行重大交易。

主要高層人員截至12月31日止年度之薪酬如下：

(d) Key management personnel

Key management are those persons having authority and responsibility for planning, directing and controlling the activities of the Group, directly or indirectly, including directors and senior management. The Group accepts deposits from and grants loans and credit facilities to key management personnel in the ordinary course of business. During both the current and prior years, no material transaction was conducted with key management personnel of BOCHK, its holding companies and parties related to them.

The key management compensation for the year ended 31 December is detailed as follows:

	2010 港幣百萬元 HK\$'m	2009 港幣百萬元 HK\$'m
薪酬及其他短期員工福利	59	60
退休福利	1	1
	60	61

財務報表附註 (續) Notes to the Financial Statements (continued)

48. 貨幣風險

下表列出因自營交易、非自營交易及結構性倉盤而產生之主要外幣風險額。期權盤淨額乃根據所有外匯期權合約之「得爾塔加權持倉」為基礎計算。

48. Currency concentrations

The following is a summary of the major foreign currency exposures arising from trading, non-trading and structural positions. The net options position is calculated based on the basis of delta-weighted positions of all foreign exchange options contracts.

		2010							
		港幣百萬元等值							
		Equivalent in million of HK\$							
		美元	日圓	歐元	澳元	英鎊	人民幣	其他貨幣	總計
		US Dollars	Japanese Yen	Euro	Australian Dollars	Pound Sterling	Renminbi	Others	Total
現貨資產	Spot assets	434,116	8,486	33,301	46,818	4,366	429,999	15,517	972,603
現貨負債	Spot liabilities	(274,649)	(2,250)	(23,881)	(37,113)	(17,865)	(410,187)	(22,109)	(788,054)
遠期買入	Forward purchases	250,546	28,083	20,996	22,732	32,637	91,284	34,530	480,808
遠期賣出	Forward sales	(407,525)	(34,375)	(30,354)	(32,549)	(19,273)	(109,072)	(27,925)	(661,073)
期權盤淨額	Net options position	262	1	3	(19)	(7)	-	15	255
長 / (短) 盤淨額	Net long/(short) position	2,750	(55)	65	(131)	(142)	2,024	28	4,539
結構性倉盤淨額	Net structural position	296	-	-	-	-	3,309	-	3,605

		2009							
		港幣百萬元等值							
		Equivalent in million of HK\$							
		美元	日圓	歐元	澳元	英鎊	人民幣	其他貨幣	總計
		US Dollars	Japanese Yen	Euro	Australian Dollars	Pound Sterling	Renminbi	Others	Total
現貨資產	Spot assets	356,581	17,647	40,265	43,780	3,486	80,452	14,894	557,105
現貨負債	Spot liabilities	(228,420)	(2,304)	(24,465)	(30,795)	(15,579)	(79,442)	(23,456)	(404,461)
遠期買入*	Forward purchases*	205,288	18,473	20,338	22,899	30,326	41,743	34,217	373,284
遠期賣出*	Forward sales*	(322,071)	(33,757)	(36,134)	(36,149)	(18,478)	(41,284)	(25,658)	(513,531)
期權盤淨額	Net options position	233	(2)	(5)	(7)	1	-	7	227
長 / (短) 盤淨額	Net long/(short) position	11,611	57	(1)	(272)	(244)	1,469	4	12,624
結構性倉盤淨額	Net structural position	295	-	-	-	-	2,958	-	3,253

* 若干比較數字已作修訂，以符合本年之呈報方式。

* Certain comparative amounts have been revised to conform with the current year's presentation.

財務報表附註（續） Notes to the Financial Statements (continued)

49. 跨國債權

跨國債權資料顯示對海外交易對手之最終風險之地區分佈，並會按照交易對手所在地計入任何風險轉移。一般而言，假如債務之擔保人所處國家與借貸人不同，或債務由某銀行之海外分行作出而其總公司位處另一國家，則會確認跨國債權風險之轉移。估總跨國債權 10%或以上之地區方作分析及披露如下：

49. Cross-border claims

The information on cross-border claims discloses exposures to foreign counterparties on which the ultimate risk lies, and is derived according to the location of the counterparties after taking into account any transfer of risk. In general, such transfer of risk takes place if the claims are guaranteed by a party in a country, which is different from that of the counterparty, or if the claims are on an overseas branch of a bank whose head office is located in another country. Only regions constituting 10% or more of the aggregate cross-border claims are analysed by geographical areas and disclosed as follows:

	銀行 Banks	公共機構 Public sector entities	其他 Others	總計 Total
	港幣百萬元 HK\$'m	港幣百萬元 HK\$'m	港幣百萬元 HK\$'m	港幣百萬元 HK\$'m
於 2010 年 12 月 31 日	At 31 December 2010			
亞洲，不包括香港	Asia, other than Hong Kong			
- 中國內地	154,961	347,683	85,606	588,250
- 其他	46,812	12,405	24,350	83,567
	<u>201,773</u>	<u>360,088</u>	<u>109,956</u>	<u>671,817</u>
北美洲	North America			
- 美國	550	51,303	30,934	82,787
- 其他	8,761	3,438	125	12,324
	<u>9,311</u>	<u>54,741</u>	<u>31,059</u>	<u>95,111</u>
西歐	Western Europe			
- 英國	26,458	2,722	1,127	30,307
- 其他	50,399	14,083	4,441	68,923
	<u>76,857</u>	<u>16,805</u>	<u>5,568</u>	<u>99,230</u>
總計	<u>287,941</u>	<u>431,634</u>	<u>146,583</u>	<u>866,158</u>

財務報表附註 (續) Notes to the Financial Statements (continued)

49. 跨國債權 (續) 49. Cross-border claims (continued)

		銀行 Banks	公共機構 Public sector entities	其他 Others	總計 Total
		港幣百萬元 HK\$m	港幣百萬元 HK\$m	港幣百萬元 HK\$m	港幣百萬元 HK\$m
於 2009 年 12 月 31 日	At 31 December 2009				
亞洲，不包括香港	Asia, other than Hong Kong				
- 中國內地	- Mainland China	89,075	58,893	46,642	194,610
- 其他	- Others	58,727	17,048	22,118	97,893
		<u>147,802</u>	<u>75,941</u>	<u>68,760</u>	<u>292,503</u>
北美洲	North America				
- 美國	- United States	1,981	39,587	31,980	73,548
- 其他	- Others	12,493	1,754	1,425	15,672
		<u>14,474</u>	<u>41,341</u>	<u>33,405</u>	<u>89,220</u>
西歐	Western Europe				
- 英國	- United Kingdom	37,434	912	1,356	39,702
- 其他	- Others	87,243	10,952	5,072	103,267
		<u>124,677</u>	<u>11,864</u>	<u>6,428</u>	<u>142,969</u>
總計	Total	<u>286,953</u>	<u>129,146</u>	<u>108,593</u>	<u>524,692</u>

財務報表附註 (續) Notes to the Financial Statements (continued)

50. 非銀行的中國內地風險承擔

非銀行業之交易對手乃按照金管局報表「貸款、墊款及準備金分析季報表」內的定義界定。於12月31日有關非銀行的內地風險承擔概述如下：

50. Non-bank Mainland China exposures

Non-bank counterparties are identified in accordance with the definitions set out in the prudential return "Quarterly Analysis of Loans and Advances and Provisions" issued by the HKMA. Exposures in Mainland China arising from non-bank counterparties at 31 December are summarised as follows:

		2010			
		資產負債 表內的 風險承擔 On- balance sheet exposure 港幣百萬元 HK\$m	資產負債 表外的 風險承擔 Off- balance sheet exposure 港幣百萬元 HK\$m	總風險承擔 Total exposure 港幣百萬元 HK\$m	個別評估 之減值準備 Individually assessed impairment allowances 港幣百萬元 HK\$m
中國內地機構	Mainland China entities	185,309	48,290	233,599	59
中國境外公司及個人用於境 內的信貸	Companies and individuals outside Mainland China where the credit is granted for use in Mainland China	25,600	11,827	37,427	18
其他非銀行的中國內地風險 承擔	Other non-bank Mainland China exposures	30,170	3,838	34,008	44
		241,079	63,955	305,034	121
		2009*			
		資產負債 表內的 風險承擔 On- balance sheet exposure 港幣百萬元 HK\$m	資產負債 表外的 風險承擔 Off- balance sheet exposure 港幣百萬元 HK\$m	總風險承擔 Total exposure 港幣百萬元 HK\$m	個別評估 之減值準備 Individually assessed impairment allowances 港幣百萬元 HK\$m
中國內地機構	Mainland China entities	120,696	38,595	159,291	68
中國境外公司及個人用於境 內的信貸	Companies and individuals outside Mainland China where the credit is granted for use in Mainland China	19,929	10,590	30,519	81
其他非銀行的中國內地風險 承擔	Other non-bank Mainland China exposures	18,726	2,404	21,130	47
		159,351	51,589	210,940	196

* 若干比較數字已作修訂，以符合本年之呈報方式。

* Certain comparative amounts have been revised to conform with the current year's presentation.

財務報表附註（續） Notes to the Financial Statements (continued)

51. 最終控股公司

中華人民共和國國務院通過中國投資有限責任公司、其全資附屬公司中央匯金投資有限責任公司（「匯金」）及匯金擁有控制權益之中國銀行，對本集團實行控制。

51. Ultimate holding company

The Group is subject to the control of the State Council of the PRC Government through China Investment Corporation, its wholly-owned subsidiary Central Huijin Investment Ltd. (“Central Huijin”), and BOC in which Central Huijin has controlling equity interests.

52. 財務報表核准

本財務報表已於 2011 年 3 月 24 日經董事會通過及核准發佈。

52. Approval of financial statements

The financial statements were approved and authorised for issue by the Board of Directors on 24 March 2011.

未經審核之 補充財務資料

風險管理

總覽

集團深信良好的風險管理是企業成功的重要元素。在日常經營中高度重視風險管理，並強調風險控制與業務增長及發展之間要取得平衡。集團業務的主要內在風險包括信貸風險、利率風險、市場風險、流動資金風險、操作風險、信譽風險、法律及合規風險及策略風險。集團的風險管理目標是在提高股東價值的同時確保風險控制在可接受的水平之內。

風險管理管治架構

集團風險管理管治架構覆蓋業務發展的全部過程，以保證在業務經營中的各類風險都能得到有效管理及控制。集團擁有完善的風險管理架構，並有一套全面的風險管理政策及程序，用以識別、量度、監察及控制可能出現的各類風險。有關風險管理政策及程序會定期重檢及更新，以配合市場及業務策略的轉變。不同層面的風險承擔者分別負責與其相關的風險管理責任。

董事會代表著股東的利益，是集團風險管理的最高決策機構，並對風險管理負最終責任。董事會在其屬下委員會的協助下，負責確定集團的總體風險管理策略，並確保集團具備有效的風險管理系統以落實執行有關策略。風險委員會是董事會成立的常設委員會，負責監控本集團的各類風險；審批高層次的風險相關政策，並監督其執行；審查重大的或高風險的風險承擔或交易，並對認為不應該進行的交易行使否決權。稽核委員會協助董事會履行內部監控系統的監控職責。

Unaudited Supplementary Financial Information

Risk Management

Overview

The Group believes that sound risk management is crucial to the success of any organisation. In its daily operation, the Group attaches a high degree of importance to risk management and emphasises that a balance must be struck between risk control and business growth and development. The principal types of risks inherent in the Group's businesses are credit risk, interest rate risk, market risk, liquidity risk, operational risk, reputation risk, legal and compliance risk, and strategic risk. The Group's risk management objective is to enhance shareholder value by maintaining risk exposures within acceptable limits.

Risk Management Governance Structure

The Group's risk management governance structure is designed to cover all business processes and ensure various risks are properly managed and controlled in the course of conducting business. The Group has a robust risk management organisational structure with a comprehensive set of policies and procedures to identify, measure, monitor and control various risks that may arise. These risk management policies and procedures are regularly reviewed and modified to reflect changes in markets and business strategies. Various groups of risk takers assume their respective responsibilities for risk management.

The Board of Directors, representing the interests of shareholders, is the highest decision making authority of the Group and has the ultimate responsibility for risk management. The Board, with the assistance of its committees, has the primary responsibility for the formulation of risk management strategies and for ensuring that the Group has an effective risk management system to implement these strategies. The Risk Committee ("RC"), a standing committee established by the Board of Directors, is responsible for overseeing the Group's various types of risks, reviewing and approving high-level risk-related policies and overseeing their implementation, reviewing significant or high risk exposures or transactions and exercising its power of veto if it considers that any transaction should not proceed. The Audit Committee assists the Board in fulfilling its role in overseeing the internal control system.

未經審核之
補充財務資料 (續)
風險管理 (續)

風險管理管治架構 (續)

總裁負責管理本集團各類風險，審批詳細的風險管理政策，在董事會授權範圍內審批重大風險承擔或交易。風險總監負責協助總裁履行對各類風險日常管理的職責，提出新的風險管理策略、項目和措施以配合監管要求的變化，從而使集團更好地監察及管理新業務、產品及營運環境轉變而引致的風險。風險總監還根據授權負責審核重大風險承擔或交易，並對認為不應該進行的交易行使否決權。

本集團的不同單位都有其相應的風險管理責任。業務單位是風險管理的第一道防線，而風險管理單位則獨立於業務單位，負責各類風險的日常管理，以及草擬、檢查和更新各類風險管理政策和程序。

集團的主要附屬銀行南商、南商(中國)及集友，亦採用與集團一致的風險管理政策。這些附屬公司獨立執行其風險管理策略，並定期向集團管理層匯報。

Unaudited Supplementary Financial Information (continued)

Risk Management (continued)

Risk Management Governance Structure (continued)

The Chief Executive ("CE") is responsible for managing the Group's various types of risks, approving detailed risk management policies, and approving material risk exposures or transactions within his authority delegated by the Board of Directors. The Chief Risk Officer ("CRO") assists the CE in fulfilling his responsibilities for the day-to-day management of risks. The CRO is responsible for initiating new risk management strategies, projects and measures that will enable the Group to better monitor and manage new risk issues or areas that may arise from time to time from new businesses, products and changes in the operating environment. He may also take appropriate initiatives in response to regulatory changes. The CRO is also responsible for reviewing material risk exposures or transactions within his delegated authority and exercising his power of veto if he believes that any transaction should not proceed.

Various units of the Group have their respective risk management responsibilities. Business units act as the first line of defence while risk management units, which are independent from the business units, are responsible for the day-to-day management of different kinds of risks. Risk management units have the primary responsibilities for drafting, reviewing and updating various risk management policies and procedures.

The Group's principal banking subsidiaries, Nanyang, NCB (China) and Chiyu, are subject to risk policies that are consistent with those of the Group. These subsidiaries execute their risk management strategies independently and report to the Group's management on a regular basis.

未經審核之
補充財務資料 (續)
風險管理 (續)

Unaudited Supplementary Financial Information (continued)
Risk Management (continued)

信貸風險管理

信貸風險指因客戶或交易對手未能或不願意履行與本集團簽訂的合約責任的風險。信貸風險主要來自借貸、貿易融資及資金業務，包括銀行同業交易、外匯及衍生交易、債券及證券投資。集團信貸風險管理之詳細資料請見本年報中財務報表附註4.1。

Credit Risk Management

Credit risk is the risk that a customer or counterparty will be unable to or unwilling to meet their obligations under a contract. It arises principally from lending, trade finance and treasury businesses, and covers inter-bank transactions, foreign exchange and derivative transactions as well as investments in bonds and securities. For details of the Group's Credit Risk Management, please refer to Note 4.1 to the Financial Statements in this Annual Report.

市場風險管理

市場風險是指因金融市場價格（債券價格／利率、匯率、股票價格、商品價格）變化導致銀行的外匯和商品持倉值及交易賬利率和股票持倉值波動而可能給銀行帶來的損失。本集團採取穩健的市場風險偏好，保持風險與收益的平衡。

Market Risk Management

Market risk refers to the risk of losses arising from adverse movements in the value of foreign exchange and commodity positions and the trading book interest rate and equity positions held by the Group due to the volatility of financial market price (debt security price/interest rate, foreign exchange rate, equity price, commodity price). The Group adopts a robust market risk appetite to achieve a balance between risk and return.

集團採用風險值技術量度交易賬的潛在損失和市場風險，定期向風險委員會和高層管理人員報告。本集團採用統一的風險值計量模型，運用歷史模擬法，以過去2年的市場數據為參照，計算99% 置信水平下及1天持有期內集團層面及各附屬機構的風險值，並設定集團總體和各附屬機構的風險值限額。

The Group uses the VAR technique to measure potential losses and market risks of its trading book for reporting to the RC and senior management on a periodic basis. The Group adopts a uniform VAR calculation model, using historical simulation approach and 2-year historical data, to calculate VAR of the Group and subsidiaries over 1-day holding period with 99% confidence level, and set up VAR limit of the Group and subsidiaries.

**未經審核之
 補充財務資料 (續)
 風險管理 (續)**

Unaudited Supplementary Financial Information (continued)

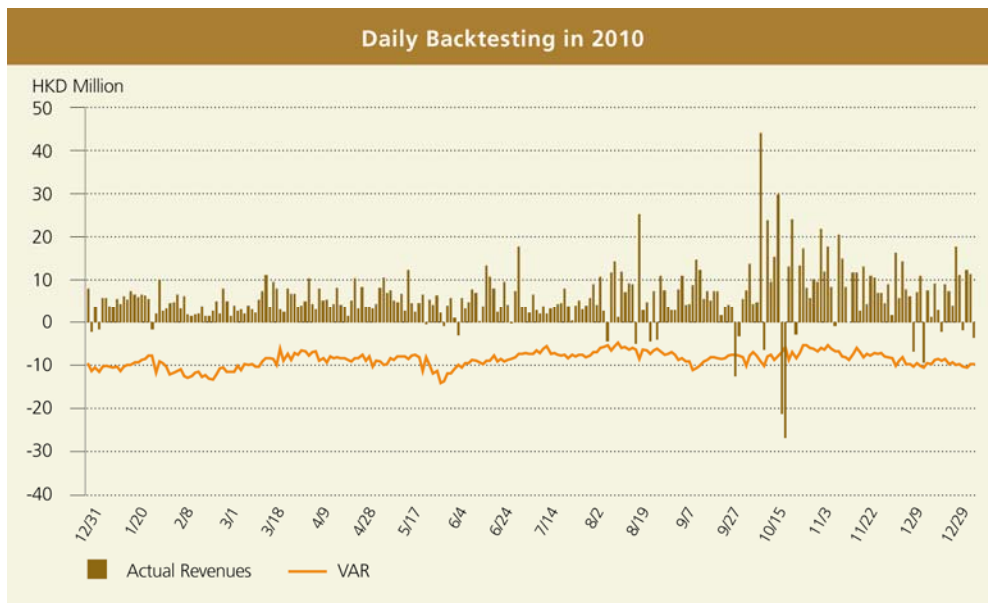
Risk Management (continued)

市場風險管理 (續)

Market Risk Management (continued)

本集團採用回顧測試檢討風險值模型計量結果的準確性。回顧測試是將交易賬持盤的風險值數字與下一個交易日從這些持盤得到的實際收入作出比較。一般而言，以 99% 置信水平計算的風險值，在連續 12 個月內的例外情況應該不超過 4 次。中銀香港每月進行回顧測試，下圖表示中銀香港實際交易收入以及回顧測試的結果。

The predictive power of the VAR measure is monitored by back-testing, which compares the calculated VAR figure of those trading positions of each business day with the actual revenues arising on those positions on the next business day. Generally speaking, the number of back-testing exceptions in a rolling 12-month period will not exceed four times, given a 99% confidence level. BOCHK conducts back-testing on a monthly basis and the graph below shows the back-testing result of the trading VAR of BOCHK.



2010 年內測試結果顯示，實際交易損失超過風險值的情況只發生過 3 次。回顧測試所顯示的例外次數主要是由人民幣即期頭盤的即日交易虧損所造成。

There are 3 actual losses exceeding the VAR estimate for BOCHK in 2010. The exceptions of the back-testing mainly resulted from intra-day trading loss of RMB spot position.

有關市場風險管理之詳細資料請見本年報中財務報表附註 4.2。

For details of the Group's Market Risk Management, please refer to Note 4.2 to the Financial Statements in this Annual Report.

未經審核之
補充財務資料 (續)
風險管理 (續)

利率風險管理

利率風險是指因利率水平、資產負債期限結構等要素發生不利變動而可能導致銀行整體收益和經濟價值承受損失。本集團的利率風險主要來自銀行賬下的結構性持倉。結構性持倉的主要利率風險類別分為利率重訂風險、利率基準風險、收益率曲線風險及客戶擇權風險。有關本集團利率風險管理之詳細資料請見本年報中財務報表附註 4.2。

流動資金風險管理

流動資金風險是指銀行因無法提供資金以應對資產增加或履行到期義務，而可能要承受的不欲接受的損失。本集團遵循穩健的流動資金風險偏好，確保在正常情況或壓力情景下均有能力提供穩定、可靠和足夠的現金來源，滿足流動資金需求；在極端情景下無需借助金管局的流動性支持，累積的淨現金流為正值，可以保證基本生存期內的流動資金需要。有關流動資金風險管理之詳細資料請見本年報中財務報表附註4.3。

操作風險管理

操作風險是指因操作流程不完善或失效、人為過失、電腦系統故障或外界事件等因素造成損失的風險。操作風險隱藏於業務操作的各個環節，是銀行在日常操作活動中面對的風險。

集團建立了有效的內部控制程序，對所有重大活動訂下政策及監控措施。設置適當的職責分工和授權乃集團緊守的基本原則。企業層面的操作風險管理政策及程序由操作風險及合規部制定，交風險委員會審批。

Unaudited Supplementary Financial Information (continued)

Risk Management (continued)

Interest Rate Risk Management

Interest rate risk is the risk to a bank's earnings and economic value arising from adverse movements in interest rate and term structures of the bank's asset and liability positions. The Group's interest rate risk exposures are mainly structural. The major types of interest rate risk from structural positions are re-pricing risk, basis risk, yield curve risk and option risk. For details of the Group's Interest Rate Risk Management, please refer to Note 4.2 to the Financial Statements in this Annual Report.

Liquidity Risk Management

Liquidity risk is the risk that banks fail to provide sufficient funds to grow assets or pay the due obligations, and need to bear an unacceptable loss. The Group follows the sound liquidity risk appetite to provide stable, reliable and adequate sources of cash to meet liquidity needs under both normal circumstances and stressed scenarios; and survive with net positive cumulative cash flow in extreme scenarios, without requesting HKMA to act as the lender of last resort. For details about Liquidity Risk Management, please refer to the Note 4.3 to the Financial Statements in this Annual Report.

Operational Risk Management

Operational risk is the risk of loss resulting from inadequate or failed internal processes, people and systems, or from external events. The risk is inherent in every aspect of business operations and confronted by the Bank in its day to day operational activities.

The Group has put in place an effective internal control process which requires the establishment of policies and control procedures for all the key activities. Proper segregation of duties and authorisation is the fundamental principle followed by the Group. Corporate-level policy and procedure on operational risk management are formulated by Operational Risk & Compliance Department ("OR&CD") and approved by RC.

未經審核之
補充財務資料 (續)
風險管理 (續)

Unaudited Supplementary Financial Information (continued)

Risk Management (continued)

操作風險管理 (續)

Operational Risk Management (continued)

集團的操作風險管理治理架構採用「三道防線」的模型：所有部門為第一道防線，是操作風險的所有者，通過自我評估、自我檢查、自我整改來履行業務經營過程中自我風險管控職能。操作風險及合規部連同一些與操作風險管理相關的專門職能單位為第二道防線，負責評估和監控第一道防線操作風險狀況，對其工作提供指導；獨立於業務單位的操作風險及合規部，履行操作風險的中央管理職能，除制定操作風險管理政策和程序之外，亦負責設計操作風險的評估方法、工具及匯報機制（含操作風險事件損失數據收集），透過操作風險管理工具監控各部門對政策及操作程序的執行情況，評估及向管理層、風險委員會匯報總體操作風險狀況。人力資源部、資訊科技部、公司服務部、操作風險及合規部、財務管理部、會計部等專門職能單位對操作風險的一些特定範疇，履行第二道防線的管理責任，除負責本單位操作風險管理外，亦須就指定的操作風險管理範疇向其他單位提供專業意見／培訓並履行企業層面的操作風險牽頭管理。稽核部為第三道防線，提供對操作風險管理框架的獨立評估，需定期稽查全行各部門、業務單位操作風險管理工作的合規性、有效性，並提出整改意見。

The Group has adopted the “Three Lines of Defence” model for its operational risk management governance structure: all departments as the first line of defence are the owner of operational risk and are responsible for carrying out the duties and functions of self risk control in the process of business operation through self assessment, self checking and self correction. OR&CD together with certain specialist functional units in relation to operational risk management within the Group are the second line of defence, which is responsible for assessing and monitoring the operational risk condition of the first line of defence, and providing them with guidance. In addition to formulating the operational risk management policy and procedure, OR&CD, being independent from business units, is the central management unit of the Group’s operational risk management and also responsible for designing the operational risk assessment methodologies, tools and the reporting mechanism (including the capturing of data on operational risk events loss), monitoring the implementation status of policies and operational procedures in the departments of the first line of defence through operational risk management tools, and assessing and reporting the overall operational risk position to Management and RC. Certain specialist functional units, including the Human Resources Department, Information Technology Department, Corporate Services Department, OR&CD, Financial Management Department and General Accounting & Accounting Policy Department, are required to carry out their managerial duties of the second line of defence with respect to some specific aspects of operational risk. Besides taking charge of operational risk management in their own units, these units are also required to provide other units with professional advice/training in respect of certain operational risk categories and to lead the corporate-level operational risk management. Audit Department is the third line of defence which provides independent assessment with respect to the operational risk management framework and is required to conduct periodic audit of the operational risk management activities of various departments/business units within the Group regarding their compliance and effectiveness and to put forward recommendations for corrective actions.

未經審核之
補充財務資料 (續)
風險管理 (續)

操作風險管理 (續)

集團採用重要風險指標、自我評估、操作風險事件匯報及檢查等工具或方法來識別、評估、監察及控制潛在於業務活動及產品內的風險，同時透過購買保險將未能預見的操作風險轉移。對支援緊急或災難事件時的業務運作備有緊急事故應變方案，並維持充足的後備設施及定期進行演練。

信譽風險管理

信譽風險指因與本集團業務經營有關的負面報道 (不論是否屬實)，可能引致客戶基礎縮小、成本高昂的訴訟或收入減少等風險。信譽風險隱藏於各業務運作環節，涉及面廣。

為減低信譽風險，本集團制訂並遵循信譽風險管理政策。此政策的目的是當信譽風險事件發生時本集團應盡早識別和積極防範，同時要求緊密監察外界的信譽風險事故，並從金融業界已公開的信譽風險事件中汲取經驗。

法律及合規風險管理

法律風險指因不可執行合約、訴訟或不利判決而可能使本集團運作或財務狀況出現混亂或負面影響的風險。合規風險指因未有遵守所有適用的法律和監管規例而可能導致銀行須承受法律或監管機構制裁、財務損失或信譽損失的風險。法律及合規風險由操作風險及合規部管理，領導該部門的總經理需向風險總監匯報。

Unaudited Supplementary Financial Information (continued)

Risk Management (continued)

Operational Risk Management (continued)

The Group adopts the tools or methodologies such as key risk indicators, self-assessment, operational risk events reporting and review to identify, assess, monitor and control the risks inherent in business activities and products, as well as takes out insurance to mitigate unforeseeable operational risks. Business continuity plans are in place to support business operations in the event of an emergency or disaster. Adequate backup facilities are maintained and periodic drills are conducted.

Reputation Risk Management

Reputation risk is the risk that negative publicity regarding the Group's business practices, whether genuine or not, will cause a potential decline in the customer base or lead to costly litigation or revenue erosion. Reputation risk is inherent in every aspect of business operation and covers a wide spectrum of issues.

In order to mitigate reputation risk, the Group has formulated and duly followed its Reputation Risk Management Policy. The policy aims to prevent and manage reputation risk proactively at an early stage when an incident occurs. The system entails continuous monitoring of external reputation risk incidents and published failures of risk incidents in the financial industry.

Legal and Compliance Risk Management

Legal risk is the risk that unenforceable contracts, lawsuits or adverse judgments may disrupt or otherwise negatively affect the operation or financial condition of the Group. Compliance risk is the risk of legal or regulatory sanctions, financial loss, or loss to reputation a bank may suffer as a result of its failure to comply with all applicable laws and regulations. Legal and compliance risks are managed by OR&CD headed by a General Manager who reports to CRO.

未經審核之 補充財務資料 (續) 風險管理 (續)

策略風險管理

策略風險是指因在策略制訂和實施過程中失當，或未能對市場變化作出及時的調整，從而影響集團現在或未來的財務狀況和市場地位的風險。董事會檢討和審批策略風險管理政策。重點戰略事項均得到高層管理人員與董事會的充分評估與適當的審批。

本集團會因應最新市場情況及發展，定期檢討業務策略。

資本管理

集團之資本管理的主要目標是維持與集團整體風險狀況相稱的資本充足水平，同時為股東帶來最大回報。集團定期檢討其資本結構，並在需要時調整資本結構。資產負債管理委員會負責監控集團的資本充足性。本集團在申報時段內符合各項法定資本要求。

為符合香港金融管理局監管政策手冊「監管審查程序」內的要求，本集團已建立內部資本充足評估程序 (ICAAP) 並每年作出重檢。以法定最低資本充足率 (8%) 為出發點，對涵蓋第一支柱所未能捕捉的風險所需的額外資本作出評估。本集團採用符合香港金融管理局第二支柱合規指引的計分卡評估集團的風險狀況，以推斷在第一支柱基礎之上所需的第二支柱額外資本需要，從而設定最低資本充足率。另外，本集團亦設定了資本充足率運作區間，以支持業務發展需要及促進資本的有效運用。為即將採用基礎內部評級法作好準備，2010 年度的最低資本充足率及資本充足率運作區間同時按標準法及基礎內部評級法設定，並考慮了巴塞爾協議 III 的可能影響。

Unaudited Supplementary Financial Information (continued)

Risk Management (continued)

Strategic Risk Management

Strategic risk generally refers to the risks that may induce immediate or future negative impact on the financial and market positions of the Group because of poor strategic decisions, improper implementation of strategies and lack of response to the market. The Board of Directors reviews and approves the policy for the management of strategic risks. Key strategic issues have to be fully evaluated and properly endorsed by the senior management and the Board.

The Group will regularly review its business strategies to cope with the latest market situation and developments.

Capital Management

The major objective of the Group's capital management is to maximise total shareholders' return while maintaining a capital adequacy position in relation to the Group's overall risk profile. The Group periodically reviews its capital structure and adjusts the capital mix where appropriate. ALCO monitors the Group's capital adequacy. The Group has complied with all the statutory capital standards for the reported periods.

To comply with HKMA's requirements as stated in the Supervisory Policy Manual "Supervisory Review Process", the Group has established the Internal Capital Adequacy Assessment Process (ICAAP) and reviews it annually. Using the statutory minimum CAR, 8%, as a starting point, extra capital (capital add-on) needed to cover the risks not captured under Pillar I is assessed. A Scorecard approach based on HKMA's compliance guidance on Pillar II has been used to evaluate the Group's risk profile in order to assess the add-on capital in Pillar II to the minimum regulatory capital calculated under Pillar I to determine the minimum CAR. An Operating CAR Range has also been established which incorporates the need for future business growth and efficiency of capital utilisation. In view of the envisaged adoption of Foundation Internal Ratings-Based approach ("FIRB"), the minimum CAR and the Operating CAR Range for 2010 are determined based on both Standardised approach and FIRB approach with the consideration of the possible impact of Basel III.

未經審核之
補充財務資料 (續)
風險管理 (續)

Unaudited Supplementary Financial Information (continued)

Risk Management (continued)

資本管理 (續)

Capital Management (continued)

爲了把握市場合適時機，本集團於 2010 年成功發行了後償票據，以償還中國銀行的美元後償貸款。

Taking advantage of market conditions, the Group had successfully issued subordinated notes in 2010, to repay the US Dollar Subordinated Credit Facility granted by Bank of China.

壓力測試

Stress Testing

集團以壓力測試輔助各項風險的分析工作。壓力測試是一種風險管理工具，用以評估當市場或宏觀經濟因素急劇變化並產生極端不利的經營環境時銀行風險暴露的情況。集團內各風險管理單位定期進行壓力測試，資產負債管理委員會根據風險委員會批准的限額，對壓力測試的結果進行監控，財務管理部定期向董事會及風險委員會匯報綜合測試結果。

The Group supplements the analysis of various types of risks with stress testing. Stress testing is a risk management tool for estimating the Group's risk exposures under stressed conditions arising from extreme but plausible market or macroeconomic movements. These tests are conducted on a regular basis by various risk management units and the ALCO monitors the results against limits approved by RC. The Financial Management Department reports the combined stress test results to the Board and RC regularly.

附錄

本銀行之附屬公司

本銀行附屬公司的具體情況如下：

公司名稱	註冊／營業 地點及日期	已發行並繳足股本／ 註冊資本	所佔股權 百分比	主要業務
南洋商業銀行有限公司	1948年2月2日 於香港	普通股份 700,000,000 港元	100.00%	銀行業務
集友銀行有限公司	1947年4月24日 於香港	普通股份 300,000,000 港元	70.49%	銀行業務
中銀信用卡(國際)有限公司	1980年9月9日 於香港	普通股份 480,000,000 港元	100.00%	信用卡服務
中國銀行(香港)代理人有限公司*	1985年10月1日 於香港	普通股份 2 港元	100.00%	代理人服務
中國銀行(香港)信託有限公司*	1987年11月6日 於香港	普通股份 3,000,000 港元	100.00%	信託及代理服務
中銀集團信託人有限公司*	1997年12月1日 於香港	普通股份 200,000,000 港元	64.20%	信託服務
中銀旅遊有限公司*	1982年8月24日 於香港	普通股份 2,000,000 港元	100.00%	旅遊服務
中銀香港金融產品(開曼)有限公司	2006年11月10日 於開曼群島	普通股份 50,000 美元	100.00%	發行結構性票據
中銀信息科技(深圳)有限公司*	1990年4月16日 於中國	註冊資本 70,000,000 港元	100.00%	物業持有及 物業投資
中銀信息技術服務(深圳)有限公司*	1993年5月26日 於中國	註冊資本 40,000,000 港元	100.00%	信息技術服務
中銀國際英國保誠信託有限公司*	1999年10月11日 於香港	普通股份 300,000,000 港元	41.10%	信託服務
浙興(代理人)有限公司*	1980年4月23日 於香港	普通股份 10,000 港元	100.00%	代理人服務
集友銀行(代理人)有限公司*	1981年11月3日 於香港	普通股份 100,000 港元	70.49%	投資控股
中捷有限公司	1980年4月9日 於香港	普通股份 200 港元	100.00%	物業持有及 物業投資
Dwell Bay Limited	1980年12月19日 於香港	普通股份 100,000 港元	100.00%	物業持有及 物業投資
亮澤有限公司*	2001年3月26日 於香港	普通股份 2 港元	70.49%	投資控股

附錄 (續)

本銀行之附屬公司 (續)

公司名稱	註冊/營業 地點及日期	已發行並繳足股本/ 註冊資本	所佔股權 百分比	主要業務
朗權有限公司*	2001年5月4日 於香港	普通股份 2 港元	70.49%	投資控股
欣澤有限公司*	2001年5月4日 於香港	普通股份 2 港元	70.49%	投資控股
港中銀縮微技術(深圳)有限公司*	1993年9月24日 於中國	註冊資本 40,000,000 港元	100.00%	物業持有及 物業投資
京城財務(香港)有限公司	1979年3月30日 於香港	普通股份 100 港元	100.00%	借貸融資
金城投資發展(香港)有限公司	1981年5月15日 於香港	普通股份 6,000 港元	100.00%	物業持有及 物業投資
金城(代理人)有限公司*	1980年12月12日 於香港	普通股份 100,000 港元	100.00%	代理人服務
僑南置業有限公司	1963年11月9日 於香港	普通股份 2,000,000 港元	100.00%	物業持有及 物業投資
廣利南投資管理有限公司*	1984年5月25日 於香港	普通股份 3,050,000 港元	100.00%	投資代理
南商有限公司*	1965年4月13日 於香港	普通股份 1,000,000 港元	100.00%	物業投資及 投資控股
南洋商業銀行(中國)有限公司	2007年12月14日 於中國	註冊資本 4,100,000,000 人民幣	100.00%	銀行業務
南洋商業銀行(代理人)有限公司*	1980年8月22日 於香港	普通股份 50,000 港元	100.00%	代理人服務
南洋商業銀行信託有限公司*	1976年10月22日 於香港	普通股份 3,000,000 港元	100.00%	信託服務
南洋財務有限公司	1979年3月16日 於香港	普通股份 50,000,000 港元	100.00%	財務服務
Pacific Trend Profits Corporation*	2001年4月20日 於英屬處女群島	註冊股份 1 美元	70.49%	投資控股
百信有限公司*	1970年8月18日 於香港	普通股份 1,000,000 港元	100.00%	物業投資
柏浪濤有限公司	1983年9月27日 於香港	普通股份 10,000 港元	100.00%	物業持有及 物業投資

附錄 (續)

本銀行之附屬公司 (續)

公司名稱	註冊/營業 地點及日期	已發行並繳足股本/ 註冊資本	所佔股權 百分比	主要業務
寶喜企業有限公司	1979年10月2日 於香港	普通股份 100,000 港元	100.00%	物業持有及 物業投資
寶生金融投資服務有限公司*	1980年9月23日 於香港	普通股份 25,000,000 港元	100.00%	黃金買賣及 投資控股
寶生期貨有限公司*	1993年10月19日 於香港	普通股份 25,000,000 港元	100.00%	商品經紀
誠信置業有限公司*	1961年12月11日 於香港	普通股份 2,800,000 港元	70.49%	投資控股
興通有限公司	1979年9月4日 於香港	普通股份 2 港元	100.00%	物業持有及 物業投資
新僑企業有限公司*	1961年9月13日 於香港	普通股份 3,000,000 港元	100.00%	物業持有及 物業投資
新華信託有限公司*	1978年10月27日 於香港	普通股份 3,000,000 港元	100.00%	信託服務
新美(代理人)有限公司*	1982年4月27日 於香港	普通股份 100,000 港元	100.00%	代理人服務
新月城有限公司	1980年11月28日 於香港	普通股份 100,000 港元	100.00%	物業持有及 物業投資
中訊資訊服務有限公司*	1993年2月11日 於香港	普通股份 7,000,000 港元	100.00%	資訊服務
中南(代理人)服務有限公司*	1981年2月13日 於香港	普通股份 100,000 港元	100.00%	代理人服務
偉伶投資有限公司	1994年2月8日 於香港	普通股份 2 港元	100.00%	物業持有及 物業投資

安聯貿易有限公司、羊城(代理人)有限公司、鹽業(代理人)有限公司及國華信託有限公司已於2010年4月13日解散。

興光投資有限公司、僑商(代理人)有限公司及國華商業(代理人)有限公司已於2010年6月14日解散。

朗權有限公司已於2011年1月7日撤銷。

備註：

以上表內的附屬公司名稱未附有 * 者，表示該公司並無納入按監管在計算資本充足率所要求的綜合基礎內。中銀香港及其按金管局指定的附屬公司根據《銀行業(資本)規則》組成綜合基礎。在會計處理方面，附屬公司則按照會計準則進行綜合，有關會計準則乃由香港會計師公會依據《專業會計師條例》18A 所頒佈的。

Appendix

Subsidiaries of the Bank

The particulars of our subsidiaries are as follows:

Name of company	Country/place and date of incorporation/operation	Issued and fully paid up share capital/registered capital	Percentage of attributable equity interest	Principal activities
Nanyang Commercial Bank, Limited	Hong Kong 2 February 1948	Ordinary shares HK\$700,000,000	100.00%	Banking business
Chiyu Banking Corporation Limited	Hong Kong 24 April 1947	Ordinary shares HK\$300,000,000	70.49%	Banking business
BOC Credit Card (International) Limited	Hong Kong 9 September 1980	Ordinary shares HK\$480,000,000	100.00%	Credit card services
Bank of China (Hong Kong) Nominees Limited*	Hong Kong 1 October 1985	Ordinary shares HK\$2	100.00%	Nominee services
Bank of China (Hong Kong) Trustees Limited*	Hong Kong 6 November 1987	Ordinary shares HK\$3,000,000	100.00%	Trustee and agency services
BOC Group Trustee Company Limited*	Hong Kong 1 December 1997	Ordinary shares HK\$200,000,000	64.20%	Trustee services
BOC Travel Services Limited*	Hong Kong 24 August 1982	Ordinary shares HK\$2,000,000	100.00%	Travel services
BOCHK Financial Products (Cayman) Limited	Cayman Islands 10 November 2006	Ordinary shares US\$50,000	100.00%	Note issuing
BOCHK Information Technology (Shenzhen) Co., Ltd.*	PRC 16 April 1990	Registered capital HK\$70,000,000	100.00%	Property holding and investment
BOCHK Information Technology Services (Shenzhen) Ltd.*	PRC 26 May 1993	Registered capital HK\$40,000,000	100.00%	Information technology services
BOCI-Prudential Trustee Limited*	Hong Kong 11 October 1999	Ordinary shares HK\$300,000,000	41.10%	Trustee services
Che Hsing (Nominees) Limited*	Hong Kong 23 April 1980	Ordinary shares HK\$10,000	100.00%	Nominee services
Chiyu Banking Corporation (Nominees) Limited*	Hong Kong 3 November 1981	Ordinary shares HK\$100,000	70.49%	Investment holding
Chung Chiat Company Limited	Hong Kong 9 April 1980	Ordinary shares HK\$200	100.00%	Property holding and investment
Dwell Bay Limited	Hong Kong 19 December 1980	Ordinary shares HK\$100,000	100.00%	Property holding and investment

Appendix (continued)

Subsidiaries of the Bank (continued)

Name of company	Country/place and date of incorporation/operation	Issued and fully paid up share capital/registered capital	Percentage of attributable equity interest	Principal activities
Glister Company Limited*	Hong Kong 26 March 2001	Ordinary shares HK\$2	70.49%	Investment holding
Glory Cardinal Limited*	Hong Kong 4 May 2001	Ordinary shares HK\$2	70.49%	Investment holding
Grace Charter Limited*	Hong Kong 4 May 2001	Ordinary shares HK\$2	70.49%	Investment holding
G.Z.Y. Microfilm Technology (Shenzhen) Co., Ltd.*	PRC 24 September 1993	Registered capital HK\$40,000,000	100.00%	Property holding and investment
Kincheng Finance (H.K.) Limited	Hong Kong 30 March 1979	Ordinary shares HK\$100	100.00%	Loan financing
Kincheng Investments & Developments (H.K.) Limited	Hong Kong 15 May 1981	Ordinary shares HK\$6,000	100.00%	Property holding and investment
Kincheng (Nominees) Limited*	Hong Kong 12 December 1980	Ordinary shares HK\$100,000	100.00%	Nominee services
Kiu Nam Investment Corporation Limited	Hong Kong 9 November 1963	Ordinary shares HK\$2,000,000	100.00%	Property holding and investment
Kwong Li Nam Investment Agency Limited*	Hong Kong 25 May 1984	Ordinary shares HK\$3,050,000	100.00%	Investment agency
Nan Song Company, Limited*	Hong Kong 13 April 1965	Ordinary shares HK\$1,000,000	100.00%	Property investment and investment holding
Nanyang Commercial Bank (China), Limited	PRC 14 December 2007	Registered capital RMB4,100,000,000	100.00%	Banking business
Nanyang Commercial Bank (Nominees) Limited*	Hong Kong 22 August 1980	Ordinary shares HK\$50,000	100.00%	Nominee services
Nanyang Commercial Bank Trustee Limited*	Hong Kong 22 October 1976	Ordinary shares HK\$3,000,000	100.00%	Trustee services
Nanyang Finance Company Limited	Hong Kong 16 March 1979	Ordinary shares HK\$50,000,000	100.00%	Financial services

Appendix (continued)

Subsidiaries of the Bank (continued)

Name of company	Country/place and date of incorporation/operation	Issued and fully paid up share capital/registered capital	Percentage of attributable equity interest	Principal activities
Pacific Trend Profits Corporation*	British Virgin Islands 20 April 2001	Registered shares US\$1	70.49%	Investment holding
Patson (HK) Limited*	Hong Kong 18 August 1970	Ordinary shares HK\$1,000,000	100.00%	Property investment
Perento Limited	Hong Kong 27 September 1983	Ordinary shares HK\$10,000	100.00%	Property holding and investment
Po Hay Enterprises Limited	Hong Kong 2 October 1979	Ordinary shares HK\$100,000	100.00%	Property holding and investment
Po Sang Financial Investment Services Company Limited*	Hong Kong 23 September 1980	Ordinary shares HK\$25,000,000	100.00%	Gold trading and investment holding
Po Sang Futures Limited*	Hong Kong 19 October 1993	Ordinary shares HK\$25,000,000	100.00%	Commodities brokerage
Seng Sun Development Company, Limited*	Hong Kong 11 December 1961	Ordinary shares HK\$2,800,000	70.49%	Investment holding
Shenstone Limited	Hong Kong 4 September 1979	Ordinary shares HK\$2	100.00%	Property holding and investment
Sin Chiao Enterprises Corporation, Limited*	Hong Kong 13 September 1961	Ordinary shares HK\$3,000,000	100.00%	Property holding and investment
Sin Hua Trustee Limited*	Hong Kong 27 October 1978	Ordinary shares HK\$3,000,000	100.00%	Trustee services
Sin Mei (Nominee) Limited*	Hong Kong 27 April 1982	Ordinary shares HK\$100,000	100.00%	Nominee services
Sin Yeh Shing Company Limited	Hong Kong 28 November 1980	Ordinary shares HK\$100,000	100.00%	Property holding and investment
Sino Information Services Company Limited*	Hong Kong 11 February 1993	Ordinary shares HK\$7,000,000	100.00%	Information services
The China-South Sea (Nominees) Services Limited*	Hong Kong 13 February 1981	Ordinary shares HK\$100,000	100.00%	Nominee services

Appendix (continued)

Subsidiaries of the Bank (continued)

<u>Name of company</u>	<u>Country/place and date of incorporation/operation</u>	<u>Issued and fully paid up share capital/registered capital</u>	<u>Percentage of attributable equity interest</u>	<u>Principal activities</u>
Track Link Investment Limited	Hong Kong 8 February 1994	Ordinary shares HK\$2	100.00%	Property holding and investment

Arene Trading Limited, Rams City (Nominees) Limited, Yen Yieh (Nominee) Limited and The China State Trustee Limited had been dissolved on 13 April 2010.

Sanicon Investment Limited, Hua Chiao Commercial (Nominees) Limited and The China State (Nominees) Limited had been dissolved on 14 June 2010.

Glory Cardinal Limited has been deregistered on 7 January 2011.

Remarks:

Name of subsidiaries which are not included in the consolidation group for regulatory purposes in respect of capital adequacy is marked with * in the above table. BOCHK and its subsidiaries specified by the HKMA form the basis of consolidation for its regulatory purposes in accordance with the Banking (Capital) Rules. For accounting purposes, subsidiaries are consolidated in accordance with the accounting standards issued by the HKICPA pursuant to section 18A of the Professional Accountants Ordinance.

釋義

在本年報中，除非文義另有所指，否則下列詞彙具有以下涵義：

詞彙	涵義
「董事會」	本銀行的董事會
「中銀香港（控股）董事會」	中銀香港（控股）有限公司的董事會
「中國銀行」	中國銀行股份有限公司，一家根據中國法例成立之商業銀行及股份制有限責任公司，其 H 股及 A 股股份分別於香港聯交所及上海證券交易所掛牌上市
「中銀（BVI）」	BOC Hong Kong (BVI) Limited，根據英屬處女群島法例註冊成立之公司，並為中銀香港（集團）有限公司之全資附屬公司
「中銀香港」或「本銀行」	中國銀行（香港）有限公司，根據香港法例註冊成立之公司，並為中銀香港（控股）有限公司之全資附屬公司
「中銀香港（控股）」	中銀香港（控股）有限公司，根據香港法例註冊成立之公司
「中投」	中國投資有限責任公司
「匯金」	中央匯金投資有限責任公司
「集友」	集友銀行有限公司，根據香港法例註冊成立之公司，中銀香港佔其 70.49% 股權
「本集團」	本銀行及其附屬公司
「惠譽」	惠譽國際評級
「金管局」	香港金融管理局
「上市規則」	香港聯合交易所有限公司證券上市規則
「內地」或「中國內地」	中華人民共和國內地
「強積金」	強制性公積金
「強積金條例」	強制性公積金計劃條例，香港法例第 485 章（修訂）
「穆迪」	穆迪投資者服務
「南商」	南洋商業銀行有限公司，根據香港法例註冊成立之公司，並為中銀香港之全資附屬公司
「南商（中國）」	南洋商業銀行（中國）有限公司，根據中國法例註冊成立之公司，並為南商之全資附屬公司
「中國」	中華人民共和國
「人民幣」	人民幣，中國法定貨幣

釋義 (續)

詞彙	涵義
「認股權計劃」	中銀香港(控股)股東於2002年7月10日有條件地批准及採納的認股權計劃
「股份儲蓄計劃」	中銀香港(控股)股東於2002年7月10日有條件地批准及採納的股份儲蓄計劃
「標準普爾」	標準普爾評級服務
「聯交所」或「香港聯交所」	香港聯合交易所有限公司
「風險值」	風險持倉涉險值

Definitions

In this Annual Report, unless the context otherwise requires, the following terms shall have the meanings set out below:

Terms	Meanings
"ABS"	Asset-backed securities
"ALCO"	the Asset and Liability Management Committee
"ATM"	Automated Teller Machine
"Board" or "Board of Directors"	the Board of Directors of BOCHK
"Board of BOCHK (Holdings)"	the Board of Directors of BOCHK (Holdings)
"BOC"	Bank of China Limited, a joint stock commercial bank with limited liability established under the laws of the PRC, the H shares and A shares of which are listed on the Hong Kong Stock Exchange and the Shanghai Stock Exchange respectively
"BOC (BVI)"	BOC Hong Kong (BVI) Limited, a company incorporated under the laws of the British Virgin Islands and a wholly owned subsidiary of BOC Hong Kong (Group) Limited
"BOCHK" or "the Bank"	Bank of China (Hong Kong) Limited, a company incorporated under the laws of Hong Kong and a wholly owned subsidiary of BOC Hong Kong (Holdings) Limited
"BOCHK (Holdings)"	BOC Hong Kong (Holdings) Limited, a company incorporated under the laws of Hong Kong
"BOCI-Prudential Manager"	BOCI-Prudential Asset Management Limited, a company incorporated under the laws of Hong Kong, in which BOCI Asset Management Limited, a wholly owned subsidiary of BOC International Holdings Limited, and Prudential Corporation Holdings Limited hold equity interests of 64% and 36% respectively
"BOCI-Prudential Trustee"	BOCI-Prudential Trustee Limited, a company incorporated under the laws of Hong Kong, in which BOC Group Trustee Company Limited and Prudential Corporation Holdings Limited hold equity interests of 64% and 36% respectively
"CAR"	Capital Adequacy Ratio, computed on the consolidated basis that comprises the positions of BOCHK and certain subsidiaries specified by the HKMA for its regulatory purposes and in accordance with the Banking (Capital) Rules
"CCO"	Chief Credit Officer
"CE"	Chief Executive
"CFO"	Chief Financial Officer
"CIC"	China Investment Corporation
"CRM"	Credit Risk Mitigation
"CRO"	Chief Risk Officer
"Central Huijin"	Central Huijin Investment Ltd. (formerly known as "Central SAFE Investments Limited")

Definitions (continued)

Terms	Meanings
“Chiyu”	Chiyu Banking Corporation Limited, a company incorporated under the laws of Hong Kong, in which BOCHK holds an equity interest of 70.49%
“DCE”	Deputy Chief Executive
“ECAI(s)”	External Credit Assessment Institution(s)
“EURIBOR”	Euro Interbank Offered Rate
“FIRB”	Foundation Internal Ratings-Based
“Fitch”	Fitch Ratings
“the Group”	the Bank and its subsidiaries collectively referred as the Group
“HKAS(s)”	Hong Kong Accounting Standard(s)
“HKFRS(s)”	Hong Kong Financial Reporting Standard(s)
“HKICPA”	Hong Kong Institute of Certified Public Accountants
“HK(IFRIC)-Int”	Hong Kong (IFRIC) Interpretation
“HK-Int”	Hong Kong Interpretation
“HKMA”	Hong Kong Monetary Authority
“Hong Kong” or “Hong Kong SAR”	Hong Kong Special Administrative Region
“LIBOR”	London Interbank Offered Rate
“Listing Rules”	the Rules Governing the Listing of Securities on The Stock Exchange of Hong Kong Limited
“Mainland China”	the mainland of the PRC
“MBS”	Mortgage-backed securities
“MC”	the Management Committee
“MPF”	Mandatory Provident Fund
“MPF Schemes Ordinance”	the Mandatory Provident Fund Schemes Ordinance, Chapter 485 of the Laws of Hong Kong, as amended
“Moody’s”	Moody’s Investors Service

Definitions (continued)

Terms	Meanings
“Nanyang”	Nanyang Commercial Bank, Limited, a company incorporated under the laws of Hong Kong and a wholly owned subsidiary of BOCHK
“NCB (China)”	Nanyang Commercial Bank (China), Limited, a company incorporated under the laws of the PRC and a wholly owned subsidiary of Nanyang
“OR&CD”	the Operational Risk & Compliance Department
“ORSO schemes”	the Occupational Retirement Schemes under Occupational Retirement Schemes Ordinance, Chapter 426 of the Laws of Hong Kong
“PRC”	the People’s Republic of China
“RC”	the Risk Committee
“RMB” or “Renminbi”	Renminbi, the lawful currency of the PRC
“RMD”	the Risk Management Department
“STC approach”	Standardised (Credit Risk) Approach
“STM approach”	Standardised (Market Risk) Approach
“STO approach”	Standardised (Operational Risk) Approach
“Share Option Scheme”	the Share Option Scheme conditionally approved and adopted by the shareholders of BOCHK (Holdings) on 10 July 2002
“Sharesave Plan”	the Sharesave Plan conditionally approved and adopted by the shareholders of BOCHK (Holdings) on 10 July 2002
“Standard & Poor’s”	Standard & Poor’s Ratings Services
“Stock Exchange” or “Hong Kong Stock Exchange”	The Stock Exchange of Hong Kong Limited
“US” or “U.S.”	the United States of America
“VAR”	Value at Risk