

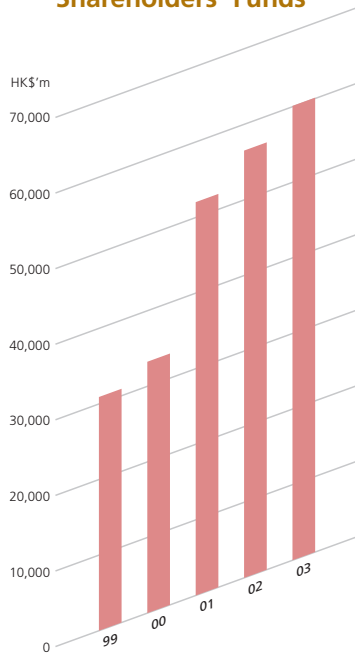
FIVE-YEAR FINANCIAL SUMMARY

The financial information of the Group for the last five years commencing from 1 January 1999 is summarised below:

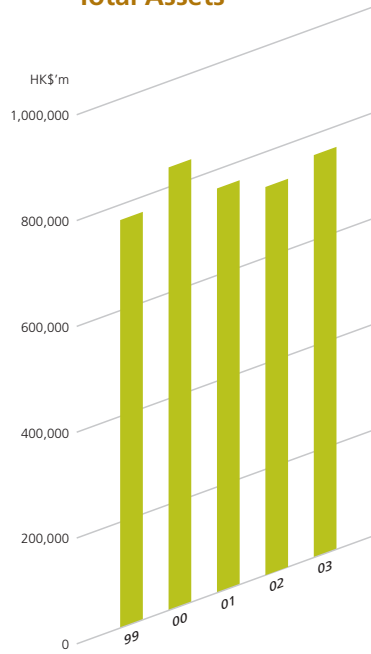
	As restated ³				
	2003	2002	2001	2000	1999
	HK\$'m	HK\$'m	HK\$'m	HK\$'m	HK\$'m
For the year					
Operating profit before provisions	11,595	12,089	13,162	14,964	13,147
Operating profit after provisions	9,924	9,234	5,750	6,371	3,181
Profit before taxation	8,691	8,068	3,733	6,376	3,771
Profit after taxation	8,102	6,914	2,901	5,198	3,221
Profit attributable to shareholders	7,963	6,787	2,768	5,047	3,067
	HK\$	HK\$	HK\$	HK\$	HK\$
Per share					
Earnings per share ²	0.7532	0.6419	0.2618	0.4774	0.2901
	HK\$'m	HK\$'m	HK\$'m	HK\$'m	HK\$'m
At year-end					
Advances and other accounts	300,094	308,332	308,108	325,569	317,556
Total assets	762,587	735,536	766,140	839,370	772,954
Daily average balance of total assets	752,058	737,779	810,702	830,331	816,778
Deposits from customers	600,642	600,977	606,428	624,726	589,421
Total liabilities	701,170	677,751	712,904	804,493	740,492
Issued and fully paid share capital	52,864	52,864	52,864	52,864	52,864
Shareholders' funds	60,261	56,671	52,170	33,345	31,006
	%	%	%	%	%
Key financial ratios					
Return on average total assets	1.08	0.94	0.36	0.63	0.39
Cost to income ratio	32.79	33.26	30.76	27.70	32.51
Non-performing loan ratio	5.78	7.99	10.99	10.19	12.73
Loan to deposit ratio	51.38	53.42	53.27	54.43	56.85

1. The Company was incorporated on 12 September 2001 and acquired the entire equity interests in BOCHK on 30 September 2001. The Company subsequently became the holding company of the Group. The financial information of the Group for the years ended 1999, 2000 and 2001 are prepared as if the group structure, capital structure and operations had been in existence from the beginning of the period presented.
2. Pursuant to written resolutions of all the shareholders of the Company passed on 10 July 2002, the authorised and issued share capital of the Company, comprising 100,000,000,000 and 52,863,901,330 ordinary shares of HK\$1.00 each, respectively, was consolidated and divided into 20,000,000,000 shares and 10,572,780,266 shares of HK\$5.00 each, respectively. The amounts for the years ended 1999, 2000 and 2001 had been restated to reflect this change.
3. Certain figures for the year ended 2002 have been restated to reflect the adoption of SSAP 12 (revised) "Income taxes".
4. The financial information prior to 2002 has not been restated to reflect the adoption of SSAP 12 (revised) "Income taxes" as it is impracticable to quantify the allocation of deferred tax impact for the years ended 1999, 2000 and 2001 before the Group's restructuring and merger.

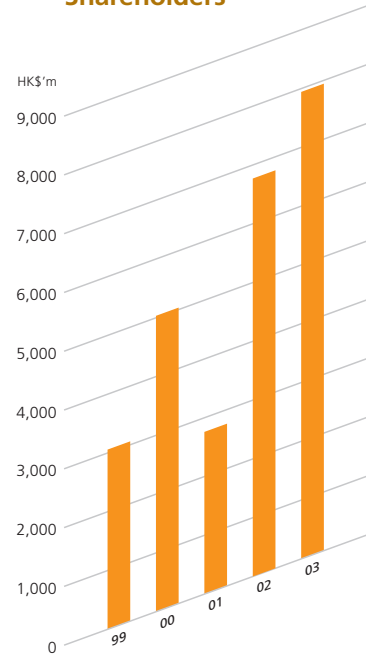
Shareholders' Funds



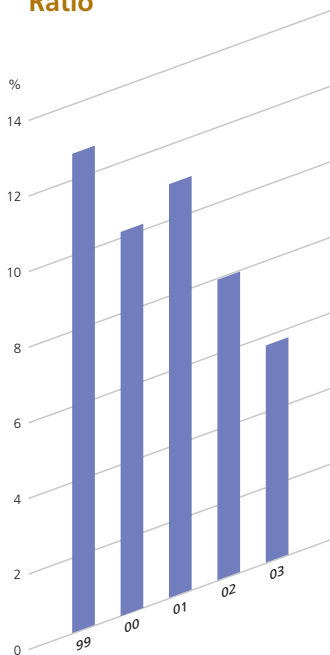
Total Assets



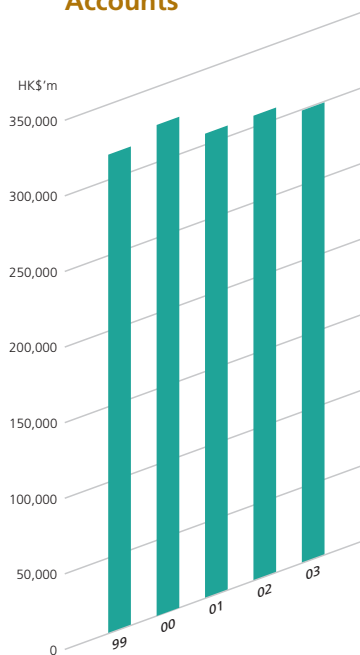
Profit Attributable to Shareholders



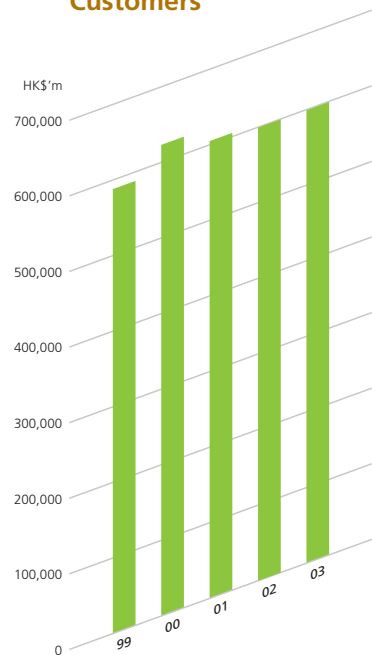
Non-performing Loan Ratio



Advances & Other Accounts



Deposits from Customers





FORGING AHEAD

Sundial 日晷

A clock-like device pioneered by the Chinese to show time by the shadow of a pointer cast by the sun